

RESULTS BOOK



Beach Handball





| | | |
|---------|-------------------------------|----|
| | Beach Handball | 1 |
| 1 | Table of Contents | 2 |
| 2 | Competition Schedule | 6 |
| 3 | Medallists by Event | 8 |
| 4 | Medal Standings | 10 |
| 5 | Men's | 11 |
| 5.1 | Team Roster | 12 |
| 5.1.1 | Team Roster - ARG | 12 |
| 5.1.2 | Team Roster - BRA | 13 |
| 5.1.3 | Team Roster - CRO | 14 |
| 5.1.4 | Team Roster - NZL | 15 |
| 5.1.5 | Team Roster - PUR | 16 |
| 5.1.6 | Team Roster - QAT | 17 |
| 5.1.7 | Team Roster - USA | 18 |
| 5.2 | Tournament Summary | 19 |
| 5.3 | Medallists (Team) | 22 |
| 5.4 | Finals | 23 |
| 5.4.1 | Bronze Medal Match #M21 | 23 |
| 5.4.1.1 | Start List USA - BRA | 23 |
| 5.4.1.2 | Results USA - BRA | 24 |
| 5.4.2 | Gold Medal Match #M22 | 27 |
| 5.4.2.1 | Start List CRO - QAT | 27 |
| 5.4.2.2 | Results CRO - QAT | 28 |
| 5.5 | Semifinals | 31 |
| 5.5.1 | Match #M19 | 31 |
| 5.5.1.1 | Start List CRO - USA | 31 |
| 5.5.1.2 | Results CRO - USA | 32 |
| 5.5.2 | Match #M20 | 36 |
| 5.5.2.1 | Start List BRA - QAT | 36 |
| 5.5.2.2 | Results BRA - QAT | 37 |
| 5.6 | Placement Round 5-7 | 40 |
| 5.6.1 | Match #M16 | 40 |
| 5.6.1.1 | Start List PUR - NZL | 40 |
| 5.6.1.2 | Results PUR - NZL | 41 |
| 5.6.2 | Match #M17 | 44 |
| 5.6.2.1 | Start List NZL - ARG | 44 |
| 5.6.2.2 | Results NZL - ARG | 45 |

RESULTS BOOK

TABLE OF CONTENTS

| | | |
|---------|-----------------------------|-----|
| 5.6.3 | Match #M18 | 48 |
| 5.6.3.1 | Start List ARG - PUR | 48 |
| 5.6.3.2 | Results ARG - PUR | 49 |
| 5.7 | Main Round - Group II | 52 |
| 5.7.1 | Match #M13 | 52 |
| 5.7.1.1 | Start List USA - NZL | 52 |
| 5.7.1.2 | Results USA - NZL | 53 |
| 5.7.2 | Match #M10 | 57 |
| 5.7.2.1 | Start List BRA - NZL | 57 |
| 5.7.2.2 | Results BRA - NZL | 58 |
| 5.8 | Main Round - Group I | 62 |
| 5.8.1 | Match #M11 | 62 |
| 5.8.1.1 | Start List CRO - PUR | 62 |
| 5.8.1.2 | Results CRO - PUR | 63 |
| 5.8.2 | Match #M12 | 66 |
| 5.8.2.1 | Start List QAT - ARG | 66 |
| 5.8.2.2 | Results QAT - ARG | 67 |
| 5.8.3 | Match #M14 | 70 |
| 5.8.3.1 | Start List ARG - CRO | 70 |
| 5.8.3.2 | Results ARG - CRO | 71 |
| 5.8.4 | Match #M15 | 75 |
| 5.8.4.1 | Start List PUR - QAT | 75 |
| 5.8.4.2 | Results PUR - QAT | 76 |
| 5.9 | Preliminary Round - Group B | 79 |
| 5.9.1 | Match #M04 | 79 |
| 5.9.1.1 | Start List USA - PUR | 79 |
| 5.9.1.2 | Results USA - PUR | 80 |
| 5.9.2 | Match #M05 | 84 |
| 5.9.2.1 | Start List BRA - ARG | 84 |
| 5.9.2.2 | Results BRA - ARG | 85 |
| 5.9.3 | Match #M06 | 88 |
| 5.9.3.1 | Start List ARG - USA | 88 |
| 5.9.3.2 | Results ARG - USA | 89 |
| 5.9.4 | Match #M07 | 92 |
| 5.9.4.1 | Start List PUR - BRA | 92 |
| 5.9.4.2 | Results PUR - BRA | 93 |
| 5.9.5 | Match #M08 | 96 |
| 5.9.5.1 | Start List BRA - USA | 96 |
| 5.9.5.2 | Results BRA - USA | 97 |
| 5.9.6 | Match #M09 | 101 |
| 5.9.6.1 | Start List ARG - PUR | 101 |
| 5.9.6.2 | Results ARG - PUR | 102 |
| 5.10 | Preliminary Round - Group A | 105 |
| 5.10.1 | Match #M01 | 105 |

| | | |
|----------|-------------------------------|-----|
| 5.10.1.1 | Start List NZL - CRO | 105 |
| 5.10.1.2 | Results NZL - CRO | 106 |
| 5.10.2 | Match #M02 | 109 |
| 5.10.2.1 | Start List QAT - NZL | 109 |
| 5.10.2.2 | Results QAT - NZL | 110 |
| 5.10.3 | Match #M03 | 113 |
| 5.10.3.1 | Start List CRO - QAT | 113 |
| 5.10.3.2 | Results CRO - QAT | 114 |
| 6 | Women's | 117 |
| 6.1 | Team Roster | 118 |
| 6.1.1 | Team Roster - ARG | 118 |
| 6.1.2 | Team Roster - AUS | 119 |
| 6.1.3 | Team Roster - GER | 120 |
| 6.1.4 | Team Roster - MEX | 121 |
| 6.1.5 | Team Roster - NOR | 122 |
| 6.1.6 | Team Roster - USA | 123 |
| 6.2 | Tournament Summary | 124 |
| 6.3 | Medallists (Team) | 126 |
| 6.4 | Finals | 127 |
| 6.4.1 | 5th Place Match #W18 | 127 |
| 6.4.1.1 | Start List MEX - AUS | 127 |
| 6.4.1.2 | Results MEX - AUS | 128 |
| 6.4.2 | Bronze Medal Match #W19 | 131 |
| 6.4.2.1 | Start List ARG - USA | 131 |
| 6.4.2.2 | Results ARG - USA | 132 |
| 6.4.3 | Gold Medal Match #W20 | 135 |
| 6.4.3.1 | Start List NOR - GER | 135 |
| 6.4.3.2 | Results NOR - GER | 136 |
| 6.5 | Semifinals | 139 |
| 6.5.1 | Match #W16 | 139 |
| 6.5.1.1 | Start List NOR - ARG | 139 |
| 6.5.1.2 | Results NOR - ARG | 140 |
| 6.5.2 | Match #W17 | 143 |
| 6.5.2.1 | Start List GER - USA | 143 |
| 6.5.2.2 | Results GER - USA | 144 |
| 6.6 | Preliminary Round | 147 |
| 6.6.1 | Match #W01 | 147 |
| 6.6.1.1 | Start List GER - MEX | 147 |
| 6.6.1.2 | Results GER - MEX | 148 |
| 6.6.2 | Match #W02 | 152 |
| 6.6.2.1 | Start List ARG - AUS | 152 |
| 6.6.2.2 | Results ARG - AUS | 153 |
| 6.6.3 | Match #W03 | 156 |
| 6.6.3.1 | Start List NOR - USA | 156 |


| | | |
|----------|----------------------------|-----|
| 6.6.3.2 | Results NOR - USA | 157 |
| 6.6.4 | Match #W04 | 160 |
| 6.6.4.1 | Start List ARG - GER | 160 |
| 6.6.4.2 | Results ARG - GER | 161 |
| 6.6.5 | Match #W05 | 164 |
| 6.6.5.1 | Start List USA - AUS | 164 |
| 6.6.5.2 | Results USA - AUS | 165 |
| 6.6.6 | Match #W06 | 168 |
| 6.6.6.1 | Start List MEX - NOR | 168 |
| 6.6.6.2 | Results MEX - NOR | 169 |
| 6.6.7 | Match #W07 | 172 |
| 6.6.7.1 | Start List NOR - GER | 172 |
| 6.6.7.2 | Results NOR - GER | 173 |
| 6.6.8 | Match #W08 | 176 |
| 6.6.8.1 | Start List ARG - USA | 176 |
| 6.6.8.2 | Results ARG - USA | 177 |
| 6.6.9 | Match #W09 | 180 |
| 6.6.9.1 | Start List AUS - MEX | 180 |
| 6.6.9.2 | Results AUS - MEX | 181 |
| 6.6.10 | Match #W10 | 184 |
| 6.6.10.1 | Start List GER - AUS | 184 |
| 6.6.10.2 | Results GER - AUS | 185 |
| 6.6.11 | Match #W11 | 188 |
| 6.6.11.1 | Start List NOR - ARG | 188 |
| 6.6.11.2 | Results NOR - ARG | 189 |
| 6.6.12 | Match #W12 | 193 |
| 6.6.12.1 | Start List USA - MEX | 193 |
| 6.6.12.2 | Results USA - MEX | 194 |
| 6.6.13 | Match #W13 | 197 |
| 6.6.13.1 | Start List AUS - NOR | 197 |
| 6.6.13.2 | Results AUS - NOR | 198 |
| 6.6.14 | Match #W14 | 201 |
| 6.6.14.1 | Start List MEX - ARG | 201 |
| 6.6.14.2 | Results MEX - ARG | 202 |
| 6.6.15 | Match #W15 | 205 |
| 6.6.15.1 | Start List GER - USA | 205 |
| 6.6.15.2 | Results GER - USA | 206 |



Competition Schedule

As of THU 14 JUL 2022

| Date | Start Time | Court | Teams | Phase | Match No. | |
|-----------------|-----------------|-------|-----------|-----------------------------|-----------------------------|-----|
| MON 11 JUL 2022 | 9:30 | 1 | GER - MEX | Preliminary Round - Group A | W1 | |
| | 9:30 | 2 | ARG - AUS | Preliminary Round - Group A | W2 | |
| | 10:20 | 1 | NOR - USA | Preliminary Round - Group A | W3 | |
| | 11:10 | 1 | USA - PUR | Preliminary Round - Group B | M4 | |
| | 11:10 | 2 | BRA - ARG | Preliminary Round - Group B | M5 | |
| | 12:00 | 1 | NZL - CRO | Preliminary Round - Group A | M1 | |
| | 15:00 | 1 | ARG - GER | Preliminary Round - Group A | W4 | |
| | 15:50 | 1 | USA - AUS | Preliminary Round - Group A | W5 | |
| | 15:50 | 2 | MEX - NOR | Preliminary Round - Group A | W6 | |
| | 16:40 | 1 | ARG - USA | Preliminary Round - Group B | M6 | |
| | 16:40 | 2 | PUR - BRA | Preliminary Round - Group B | M7 | |
| | 17:30 | 1 | QAT - NZL | Preliminary Round - Group A | M2 | |
| | TUE 12 JUL 2022 | 10:00 | 1 | CRO - QAT | Preliminary Round - Group A | M3 |
| | | 10:50 | 1 | BRA - USA | Preliminary Round - Group B | M8 |
| | | 11:40 | 1 | ARG - PUR | Preliminary Round - Group B | M9 |
| 16:30 | | 1 | NOR - GER | Preliminary Round - Group A | W7 | |
| 17:20 | | 1 | ARG - USA | Preliminary Round - Group A | W8 | |
| 18:10 | | 1 | AUS - MEX | Preliminary Round - Group A | W9 | |
| WED 13 JUL 2022 | 9:30 | 1 | GER - AUS | Preliminary Round - Group A | W10 | |
| | 9:30 | 2 | NOR - ARG | Preliminary Round - Group A | W11 | |
| | 10:20 | 1 | USA - MEX | Preliminary Round - Group A | W12 | |
| | 11:10 | 1 | USA - NZL | Main Round - Group II | M13 | |
| | 11:10 | 2 | CRO - PUR | Main Round - Group I | M11 | |
| | 12:00 | 1 | QAT - ARG | Main Round - Group I | M12 | |
| | 15:30 | 1 | AUS - NOR | Preliminary Round - Group A | W13 | |
| | 15:30 | 2 | MEX - ARG | Preliminary Round - Group A | W14 | |
| | 16:20 | 1 | GER - USA | Preliminary Round - Group A | W15 | |
| | 17:10 | 1 | BRA - NZL | Main Round - Group II | M10 | |
| | 18:00 | 1 | ARG - CRO | Main Round - Group I | M14 | |
| | 18:00 | 2 | PUR - QAT | Main Round - Group I | M15 | |
| | THU 14 JUL 2022 | 14:40 | 1 | PUR - NZL | Placement round 5-7 | M16 |
| | | 15:30 | 1 | NOR - ARG | Semifinal | W16 |
| | | 16:20 | 1 | GER - USA | Semifinal | W17 |
| 17:10 | | 1 | CRO - USA | Semifinal | M19 | |
| 18:00 | | 1 | BRA - QAT | Semifinal | M20 | |
| 18:00 | | 2 | NZL - ARG | Placement round 5-7 | M17 | |
| FRI 15 JUL 2022 | | 12:50 | 1 | ARG - PUR | Placement round 5-7 | M18 |
| | 13:40 | 1 | MEX - AUS | 5th Place Match | W18 | |
| | 14:30 | 1 | ARG - USA | Bronze Medal Match | W19 | |
| | 15:30 | 1 | USA - BRA | Bronze Medal Match | M21 | |
| | 16:30 | 1 | NOR - GER | Gold Medal Match | W20 | |
| | 17:30 | 1 | CRO - QAT | Gold Medal Match | M22 | |

Timing and Results provided by  TISSOT






Competition Schedule

As of THU 14 JUL 2022

Note:
Please check the Games official website for more details and the latest updates.

Legend:

| | | | | | |
|------------|--------------|-----------|------------------------------------|-----------|------------------------------------|
| No. | Number | Ax | x (x=1-4) ranked team from group A | Bx | x (x=1-4) ranked team from group B |
| I | Main Round I | II | Main Round II | | |

Timing and Results provided by  **TISSOT**






After 2 of 2 Events

Medallists by Event

As of FRI 15 JUL 2022

| Event Name | Date | Medal | Name | Country Code |
|-------------------|------------|--------|---------------------------------|--------------|
| MEN | FRI 15 JUL | GOLD | 3 Tomislav LAUS | CRO |
| | | | 4 Ivan DUMENCIC | |
| | | | 5 Ivan JURIC | |
| | | | 6 Filip GORICANEC | |
| | | | 11 Dominik MARKOVIC | |
| | | | 18 Lucian BURA | |
| | | | 19 Josip DUKES | |
| | | | 22 Valentino VALENTAKOVIC | |
| | | | 24 Josip LEKO | |
| 30 Nikola FINEK | | | | |
| | | SILVER | 7 Mutasem AMOHAMED | QAT |
| | | | 8 Mohamed HASSAN | |
| | | | 10 Ali MOHAMED | |
| | | | 11 Abdulrazzaq MURAD | |
| | | | 12 Mohsen AL-YAFEAI | |
| | | | 16 Mohamed SOUSSI | |
| | | | 17 Amir DENGUIR | |
| | | | 24 Sid KENAOUI | |
| | | | 69 Hani KAKHI | |
| 94 Mohamed SALEH | | | | |
| | | BRONZE | 1 Cris ROSSA | BRA |
| | | | 2 Andre SIMOES | |
| | | | 3 Renan CARVALHO | |
| | | | 4 Bruno GOMES GAMA | |
| | | | 5 Nailson AMARAL | |
| | | | 6 Bruno OLIVEIRA | |
| | | | 10 Gil PIRES | |
| | | | 11 Thiago de OLIVEIRA BARCELLOS | |
| | | | 14 Marcelo TULLER | |
| 25 Hugo FERNANDES | | | | |

Timing and Results provided by  TISSOT

BHA-----_C93 5

Report Created FRI 15 JUL 2022 18:25

Page 1 / 2






After 2 of 2 Events

Medallists by Event

As of FRI 15 JUL 2022

| Event Name | Date | Medal | Name | Country Code |
|-------------------------|------------|--------|-------------------------|--------------|
| WOMEN | FRI 15 JUL | GOLD | 5 Kirsten Sophie WALTER | GER |
| | | | 6 Michelle SCHAFER | |
| | | | 8 Belen GETTWART | |
| | | | 10 Isabel KATTNER | |
| | | | 17 Lena KLINGLER | |
| | | | 20 Katharina FILTER | |
| | | | 26 Carolin HUBNER | |
| | | | 33 Lucie KRETZSCHMAR | |
| | | | 34 Liv SUCHTING | |
| 66 Amelie MOLLMANN | | | | |
| | | SILVER | 1 Thea GRANLUND | NOR |
| | | | 3 Elisabeth HAMMERSTAD | |
| | | | 4 Martine WELFLER | |
| | | | 5 Marielle MARTINSEN | |
| | | | 6 Hanne OLSVIK | |
| | | | 8 Susanne PETERSEN | |
| | | | 10 Maren SJAAMO | |
| | | | 14 Ine GRIMSRUD | |
| | | | 16 Tonje LERSTAD | |
| 19 Thina OYESVOLD | | | | |
| | | BRONZE | 2 Agustina MIROTTA | ARG |
| | | | 3 Gisella BONOMI | |
| | | | 4 Carolina PONCE | |
| | | | 5 Fiorella CORIMBERTO | |
| | | | 6 Ivana ELIGES | |
| | | | 7 Gisela THURMANN | |
| | | | 8 Micaela CORIMBERTO | |
| | | | 12 Florencia BERICIO | |
| | | | 13 Celeste MECCIA | |
| 20 Luciana SCORDAMAGLIA | | | | |

Timing and Results provided by  TISSOT

BHA-----_C93 5

Report Created FRI 15 JUL 2022 18:25

Page 2 / 2






After 2 of 2 Events

Medal Standings

As of FRI 15 JUL 2022

| Rank | Country | Men | | | | Women | | | | Total | | | | Rank by Total |
|---------------|-----------------|----------|----------|----------|----------|----------|----------|----------|----------|----------|----------|----------|----------|---------------|
| | | G | S | B | Tot. | G | S | B | Tot. | G | S | B | Tot. | |
| 1 | CRO - Croatia | 1 | | | 1 | | | | 1 | | | | 1 | =1 |
| 1 | GER - Germany | | | | | 1 | | | 1 | | | | 1 | =1 |
| 3 | NOR - Norway | | | | | | 1 | | 1 | | | | 1 | =1 |
| 3 | QAT - Qatar | | 1 | | 1 | | | | | | 1 | | 1 | =1 |
| 5 | ARG - Argentina | | | | | | | 1 | 1 | | | | 1 | =1 |
| 5 | BRA - Brazil | | | 1 | 1 | | | | | | | 1 | 1 | =1 |
| Total: | | 1 | 1 | 1 | 3 | 1 | 1 | 1 | 3 | 2 | 2 | 2 | 6 | |

Legend:
 = Equal sign indicates that two or more countries share the same rank by total
 B Bronze G Gold S Silver Tot Total

Timing and Results provided by 



RESULTS BOOK



Beach Handball

Men's





Team Roster

As of WED 13 JUL 2022

ARG - Argentina

| No. | Name | Shirt Name | Position | L/R | Date of Birth |
|-----|-------------------------|------------|----------|-----|---------------|
| 1 | Gustavo OLIVERO | Olivero | FP | | 26 JUN 1986 |
| 3 | Nicolas Ezequiel MILLET | Millet | FP | | 4 AUG 2000 |
| 4 | Santiago VIDONDO | Vidondo | FP | | 6 MAY 2003 |
| 5 | Santino SPOSITO | Sposito | FP | | 22 JUN 2002 |
| 6 | Francisco DAUDINOT | Daudinot | FP | | 15 SEP 2000 |
| 7 | Nahuel BAPTISTA | Baptista | FP | | 6 FEB 2000 |
| 9 | Tomas PAEZ | Paez | FP | | 14 DEC 2000 |
| 10 | Alejo NOVILLO | Novillo | GK | | 20 JUL 2000 |
| 11 | Lucas MORAS | Moras | FP | | 2 MAY 1985 |
| 12 | Fernando LOPEZ | Lopez | FP | | 5 DEC 1983 |

Team Uniform Colours

Team 1st

Team 2nd

Team 3rd

Goalkeeper/Specialist Uniform Colours

Goalkeeper 1st

Goalkeeper 2nd

Goalkeeper 3rd

Tank Tops

Light Blue

Blue

Gold

Yellow

Yellow

Blue

Shorts

Black

Black

Black

Officials

A Sebastian FERRARO (ARG)

B Salvador COMPARONE (ARG)

(Coach)

(Team Official)

Legend:

| | | | | | | | |
|----|--------------|----|------------|---|-------------|-----|----------------|
| FP | Field Player | GK | Goalkeeper | L | Left Handed | No. | Uniform Number |
| R | Right Handed | | | | | | |

Timing and Results provided by  TISSOT

BHAMTEAM4-----_C33_MARG 2

Report Created WED 13 JUL 2022 16:11

Page 1 / 1





Team Roster

As of SUN 10 JUL 2022

BRA - Brazil

| No. | Name | Shirt Name | Position | L/R | Date of Birth |
|-----|------------------------------|-----------------------|----------|-----|---------------|
| 1 | Cris ROSSA | Rossa | GK | | 21 FEB 1986 |
| 2 | Andre SIMOES | Simoes | FP | | 31 MAY 1999 |
| 3 | Renan CARVALHO | Carvalho | FP | | 3 NOV 1992 |
| 4 | Bruno GOMES GAMA | Gomes Gama | FP | | 28 MAY 1993 |
| 5 | Nailson AMARAL | Amaral | FP | | 3 JUL 1990 |
| 6 | Bruno OLIVEIRA | Oliveira | FP | | 29 DEC 1985 |
| 10 | Gil PIRES | Pires | FP | | 24 JAN 1982 |
| 11 | Thiago de OLIVEIRA BARCELLOS | De Oliveira Barcellos | FP | | 28 APR 1987 |
| 14 | Marcelo TULLER | Tuller | FP | | 18 APR 1995 |
| 25 | Hugo FERNANDES | Fernandes | FP | | 31 OCT 1995 |

Team Uniform Colours

Team 1st

Team 2nd

Team 3rd

Goalkeeper/Specialist Uniform Colours

Goalkeeper 1st

Goalkeeper 2nd

Goalkeeper 3rd

Tank Tops

Yellow

Green

Blue

Blue

Shorts

Yellow

Green

Blue

Officials

A Djandro NASCIMENTO (BRA)

B Jaime TORRES (BRA)

C Marbsan EUFRAZIO (BRA)

D Wellington ESTEVES (BRA)

(Coach)

(Assistant Coach)

(Physiotherapist)

(Team Official)

Legend:

| | | | | | | | |
|----|--------------|----|------------|---|-------------|-----|----------------|
| FP | Field Player | GK | Goalkeeper | L | Left Handed | No. | Uniform Number |
| R | Right Handed | | | | | | |

Timing and Results provided by  TISSOT

BHAMTEAM4-----_C33_MBRA 1

Report Created SUN 10 JUL 2022 23:25

Page 1 / 1





Team Roster

As of SUN 10 JUL 2022

CRO - Croatia

| No. | Name | Shirt Name | Position | L/R | Date of Birth |
|-----|------------------------|--------------|----------|-----|---------------|
| 3 | Tomislav LAUS | Laus | FP | | 5 APR 1988 |
| 4 | Ivan DUMENCIC | Dumencic | FP | | 10 JUL 1990 |
| 5 | Ivan JURIC | Juric | FP | | 16 DEC 1986 |
| 6 | Filip GORICANEC | Goricanec | FP | | 2 NOV 1997 |
| 11 | Dominik MARKOVIC | Markovic | GK | | 2 JUN 1998 |
| 18 | Lucian BURA | Bura | FP | | 14 AUG 1997 |
| 19 | Josip DUKES | Dukes | FP | | 3 JUN 1996 |
| 22 | Valentino VALENTAKOVIC | Valentakovic | FP | | 24 JAN 1993 |
| 24 | Josip LEKO | Leko | FP | | 24 APR 1994 |
| 30 | Nikola FINEK | Finek | FP | | 19 SEP 1999 |

Team Uniform Colours

Team 1st

Team 2nd

Team 3rd

Goalkeeper/Specialist Uniform Colours

Goalkeeper 1st

Goalkeeper 2nd

Goalkeeper 3rd

Tank Tops

Navy

Red

Blue

Shorts

Navy

Red

Blue

Officials

A Mladen PARADZIK (CRO)

B Mario MOCILAC (CRO)

C Goran KRUSELJ (CRO)

D Sinisa OSTOIC (CRO)

(Coach)

(Assistant Coach)

(Physiotherapist)

(Team Official)

Legend:

FP Field Player
R Right Handed
GK Goalkeeper
L Left Handed
No. Uniform Number

Timing and Results provided by  TISSOT

BHAMTEAM4-----_C33_MCRO 1

Report Created SUN 10 JUL 2022 23:25

Page 1 / 1




Team Roster

As of SUN 10 JUL 2022

NZL - New Zealand

| No. | Name | Shirt Name | Position | L/R | Date of Birth |
|-----|-------------------|------------|----------|-----|---------------|
| 3 | James COCHRANE | Cochrane | FP | | 14 APR 1987 |
| 5 | Angus HAMILTON | Hamilton | FP | | 27 MAR 2002 |
| 12 | Olliver DONALDSON | Donaldson | FP | | 1 MAY 2001 |
| 17 | Peter ELLIS | Ellis | FP | | 11 JAN 1991 |
| 19 | Phil ELLIS | Ellis | FP | | 24 MAY 1993 |
| 20 | Paul IRELAND | Ireland | FP | | 14 MAR 2001 |
| 26 | Tom ROXBURGH | Roxburgh | GK | | 31 MAY 1994 |
| 27 | Cameron ROSS | Ross | FP | | 27 JUN 1988 |
| 34 | Alex BROWN | Brown | GK | | 5 MAR 2002 |
| 61 | Max BROOKES | Brookes | FP | | 23 FEB 2002 |

Team Uniform Colours
Team 1st
Team 2nd
Team 3rd
Goalkeeper/Specialist Uniform Colours
Goalkeeper 1st
Goalkeeper 2nd
Goalkeeper 3rd
Tank Tops

Black

Navy

Teal

Teal

Teal

Black

Shorts

Black

Navy

Black

Officials

A Tim RAYNER (NZL)

B William SILCOCK (NZL)

C Timothy BANKS (NZL)

(Coach)

(Team Official)

(Team Official)

Legend:

| | | | | | | | |
|----|--------------|----|------------|---|-------------|-----|----------------|
| FP | Field Player | GK | Goalkeeper | L | Left Handed | No. | Uniform Number |
| R | Right Handed | | | | | | |

 Timing and Results provided by 

BHAMTEAM4-----_C33_MNZL 1

Report Created SUN 10 JUL 2022 23:25

Page 1 / 1


REGIONS Protective

BlueCross BlueShield of Alabama




Team Roster

As of SUN 10 JUL 2022

PUR - Puerto Rico

| No. | Name | Shirt Name | Position | L/R | Date of Birth |
|-----|-----------------------------------|--------------------|----------|-----|---------------|
| 3 | Julian Jay DELGADO MOJICA | Delgado Mojica | FP | | 29 NOV 2001 |
| 5 | Owen GONZALEZ LEBRON | Gonzalez Lebron | FP | | 18 JUL 1995 |
| 7 | Leamsy ROSADO LUGO | Rosado Lugo | FP | | 29 NOV 1997 |
| 10 | Jodmel ROSADO LUGO | Rosado Lugo | GK | | 1 FEB 2001 |
| 11 | Francisco Javier PEREZ HERNANDEZ | Perez Hernandez | FP | | 21 SEP 1990 |
| 14 | Luis Guillermo GRATACOS RODRIGUEZ | Gratacos Rodriguez | FP | | 8 APR 1998 |
| 16 | Bryan Manuel RIVERA GONZALEZ | Rivera Gonzalez | FP | | 4 MAY 2001 |
| 21 | John Elmer VAZQUEZ PABON | Vazquez Pabon | FP | | 23 FEB 2001 |
| 29 | Angel Luis VARGAS CRUZ | Vargas Cruz | FP | | 31 JUL 1997 |
| 55 | Orlando GARCIA GONZALEZ | Garcia Gonzalez | FP | | 15 NOV 1985 |

Team Uniform Colours

Team 1st

Team 2nd

Team 3rd

Goalkeeper/Specialist Uniform Colours

Goalkeeper 1st

Goalkeeper 2nd

Goalkeeper 3rd

Tank Tops

White

Red

Black

Shorts

Red

Blue

Officials

A Abdiel ACEVEDO PEREZ (USA) (Coach)

B Manuel VALLE (PUR) (Physiotherapist)

C Luis SANCHEZ (PUR) (Assistant Coach)

D Nestor MILETE (PUR) (Team Official)

Legend:

| | | | | | | | |
|----|--------------|----|------------|---|-------------|-----|----------------|
| FP | Field Player | GK | Goalkeeper | L | Left Handed | No. | Uniform Number |
| R | Right Handed | | | | | | |

Timing and Results provided by  TISSOT

BHAMTEAM4-----_C33_MPUR 1

Report Created SUN 10 JUL 2022 23:25

Page 1 / 1




Team Roster

As of SUN 10 JUL 2022

QAT - Qatar

| No. | Name | Shirt Name | Position | L/R | Date of Birth |
|-----|-------------------|------------|----------|-----|---------------|
| 7 | Mutasem AMOHAMED | Amohamed | FP | | 2 MAR 1988 |
| 8 | Mohamed HASSAN | Hassan | FP | | 19 FEB 1984 |
| 10 | Ali MOHAMED | Mohamed | FP | | 14 DEC 1989 |
| 11 | Abdulrazzaq MURAD | Murad | FP | | 29 JUN 1990 |
| 12 | Mohsen AL-YAFEAI | Al-Yafeai | GK | | 28 DEC 1978 |
| 16 | Mohamed SOUSSI | Soussi | GK | | 22 JUL 1992 |
| 17 | Amir DENGUIR | Denguir | FP | | 7 MAR 1995 |
| 24 | Sid KENAOUI | Kenaoui | FP | | 7 NOV 1988 |
| 69 | Hani KAKHI | Kakhi | FP | | 31 OCT 1990 |
| 94 | Mohamed SALEH | Saleh | FP | | 24 JUN 1994 |

Team Uniform Colours
Tank Tops
Shorts
Officials

| | | |
|---|------------------------|-------------------|
| A | Khaled ALY (EGY) | (Coach) |
| B | Salem AL-DOSARI (QAT) | (Team Official) |
| C | Fernando LOPEZ (QAT) | (Physiotherapist) |
| D | Asmile PARAMBATH (QAT) | (Team Official) |

Team 1st
Team 2nd
Team 3rd
Goalkeeper/Specialist Uniform Colours
Goalkeeper 1st
Goalkeeper 2nd
Goalkeeper 3rd
Legend:

| | | | | | | | |
|----|--------------|----|------------|---|-------------|-----|----------------|
| FP | Field Player | GK | Goalkeeper | L | Left Handed | No. | Uniform Number |
| R | Right Handed | | | | | | |

 Timing and Results provided by 

BHAMTEAM4-----_C33_MQAT 1

Report Created SUN 10 JUL 2022 23:25

Page 1 / 1





Team Roster

As of THU 14 JUL 2022

USA - United States

| No. | Name | Shirt Name | Position | L/R | Date of Birth |
|-----|-----------------------|------------|----------|-----|---------------|
| 1 | Willard JOHNSON | Johnson | FP | | 18 AUG 1986 |
| 2 | Jamison WHITING | Whiting | FP | | 7 JUN 1994 |
| 3 | Cody DOMINIK | Dominik | FP | | 20 AUG 2000 |
| 4 | Ebiye UDO-UDOMA | Udo-Udoma | FP | | 6 OCT 1993 |
| 5 | Charlie WHITE | White | FP | | 1 FEB 1981 |
| 7 | Mohamed FOFANA | Fofana | FP | | 16 JAN 1997 |
| 8 | Gabe GOODREAU | Goodreau | GK | | 2 OCT 1986 |
| 9 | Matthew Michael KOMAN | Koman | FP | | 26 AUG 1988 |
| 11 | Jacob GARCIA | Garcia | FP | | 21 APR 1995 |
| 12 | Andrew DONLIN | Donlin | FP | | 10 SEP 1992 |

Team Uniform Colours

Team 1st

Team 2nd

Team 3rd

Goalkeeper/Specialist Uniform Colours

Goalkeeper 1st

Goalkeeper 2nd

Goalkeeper 3rd

Tank Tops

White

Red

Blue

Red

White

Red

Shorts

Black

Blue

Red

Officials

A Michael HINSON (USA)

B Jamil ABDALLA (USA)

C Guerra PEIXE (USA)

D Brad BAREZ (USA)

(Coach)

(Assistant Coach)

(Assistant Coach)

(Physiotherapist)

Legend:

| | | | | | | | |
|----|--------------|----|------------|---|-------------|-----|----------------|
| FP | Field Player | GK | Goalkeeper | L | Left Handed | No. | Uniform Number |
| R | Right Handed | | | | | | |

Timing and Results provided by  TISSOT

BHAMTEAM4-----_C33_MUSA 2

Report Created THU 14 JUL 2022 17:06

Page 1 / 1





Tournament Summary

As of FRI 15 JUL 2022

Preliminary Round

| Group A | | Matches | | | Periods | | | Goal Points | | | Points |
|---------|-------------------|---------|-----|------|---------|------|-------|-------------|---------|-------|--------|
| Rank | Team | Played | Won | Lost | Won | Lost | Diff. | For | Against | Diff. | |
| 1 | CRO - Croatia | 2 | 2 | 0 | 4 | 0 | 4 | 101 | 66 | 35 | 4 |
| 2 | QAT - Qatar | 2 | 1 | 1 | 2 | 2 | 0 | 78 | 71 | 7 | 2 |
| 3 | NZL - New Zealand | 2 | 0 | 2 | 0 | 4 | -4 | 48 | 90 | -42 | 0 |

| Group B | | Matches | | | Periods | | | Goal Points | | | Points |
|---------|---------------------|---------|-----|------|---------|------|-------|-------------|---------|-------|--------|
| Rank | Team | Played | Won | Lost | Won | Lost | Diff. | For | Against | Diff. | |
| 1 | BRA - Brazil | 3 | 3 | 0 | 6 | 0 | 6 | 149 | 104 | 45 | 6 |
| 2 | USA - United States | 3 | 2 | 1 | 4 | 2 | 2 | 143 | 114 | 29 | 4 |
| 3 | ARG - Argentina | 3 | 1 | 2 | 2 | 4 | -2 | 122 | 118 | 4 | 2 |
| 4 | PUR - Puerto Rico | 3 | 0 | 3 | 0 | 6 | -6 | 90 | 168 | -78 | 0 |

Main Round

| Group MR I | | Matches | | | Periods | | | Goal Points | | | Points |
|------------|-------------------|---------|-----|------|---------|------|-------|-------------|---------|-------|--------|
| Rank | Team | Played | Won | Lost | Won | Lost | Diff. | For | Against | Diff. | |
| 1 | CRO - Croatia | 3 | 2 | 1 | 5 | 2 | 3 | 162 | 129 | 33 | 4 |
| 2 | QAT - Qatar | 3 | 2 | 1 | 4 | 2 | 2 | 132 | 117 | 15 | 4 |
| 3 | ARG - Argentina | 3 | 2 | 1 | 4 | 3 | 1 | 148 | 136 | 12 | 4 |
| 4 | PUR - Puerto Rico | 3 | 0 | 3 | 0 | 6 | -6 | 95 | 155 | -60 | 0 |

| Group MR II | | Matches | | | Periods | | | Goal Points | | | Points |
|-------------|---------------------|---------|-----|------|---------|------|-------|-------------|---------|-------|--------|
| Rank | Team | Played | Won | Lost | Won | Lost | Diff. | For | Against | Diff. | |
| 1 | BRA - Brazil | 2 | 2 | 0 | 4 | 0 | 4 | 106 | 82 | 24 | 4 |
| 2 | USA - United States | 2 | 1 | 1 | 2 | 2 | 0 | 98 | 89 | 9 | 2 |
| 3 | NZL - New Zealand | 2 | 0 | 2 | 0 | 4 | -4 | 79 | 112 | -33 | 0 |

Placement Round 5-7

| | | Matches | | | Periods | | | Goal Points | | | Points |
|------|-------------------|---------|-----|------|---------|------|-------|-------------|---------|-------|--------|
| Rank | Team | Played | Won | Lost | Won | Lost | Diff. | For | Against | Diff. | |
| 1 | ARG - Argentina | 2 | 2 | 0 | 4 | 0 | 4 | 89 | 67 | 22 | 4 |
| 2 | PUR - Puerto Rico | 2 | 1 | 1 | 2 | 2 | 0 | 66 | 71 | -5 | 2 |
| 3 | NZL - New Zealand | 2 | 0 | 2 | 0 | 4 | -4 | 70 | 87 | -17 | 0 |

 Timing and Results provided by 

BHAMTEAM4....._C76 27

Report Created FRI 15 JUL 2022 18:35

Page 1 / 3


BIRMINGHAM

Greater Birmingham Convention & Visitors Bureau


REGIONS

Protective

BlueCross BlueShield of Alabama





Tournament Summary

As of FRI 15 JUL 2022

Match Results

| Date | Start Time | Court | Teams | Phase | Match No. | 1st Period | 2nd Period | Shoot-out | Result |
|------------|------------|-------|-----------------------------|-----------------------------|-----------|------------|------------|-----------|--------|
| MON 11 JUL | 11:10 | 1 | United States - Puerto Rico | Preliminary Round - Group B | M04 | 29 - 18 | 28 - 20 | | 2 - 0 |
| | 11:10 | 2 | Brazil - Argentina | Preliminary Round - Group B | M05 | 20 - 16 | 28 - 20 | | 2 - 0 |
| | 12:00 | 1 | New Zealand - Croatia | Preliminary Round - Group A | M01 | 10 - 26 | 18 - 24 | | 0 - 2 |
| | 16:40 | 1 | Argentina - United States | Preliminary Round - Group B | M06 | 14 - 22 | 14 - 20 | | 0 - 2 |
| | 16:40 | 2 | Puerto Rico - Brazil | Preliminary Round - Group B | M07 | 16 - 29 | 8 - 24 | | 0 - 2 |
| | 17:30 | 1 | Qatar - New Zealand | Preliminary Round - Group A | M02 | 18 - 12 | 22 - 8 | | 2 - 0 |
| TUE 12 JUL | 10:00 | 1 | Croatia - Qatar | Preliminary Round - Group A | M03 | 29 - 20 | 22 - 18 | | 2 - 0 |
| | 10:50 | 1 | Brazil - United States | Preliminary Round - Group B | M08 | 27 - 24 | 21 - 20 | | 2 - 0 |
| | 11:40 | 1 | Argentina - Puerto Rico | Preliminary Round - Group B | M09 | 30 - 18 | 28 - 10 | | 2 - 0 |
| WED 13 JUL | 11:10 | 2 | Croatia - Puerto Rico | Main Round - Group I | M11 | 27 - 20 | 24 - 13 | | 2 - 0 |
| | 11:10 | 1 | United States - New Zealand | Main Round - Group II | M13 | 30 - 21 | 24 - 20 | | 2 - 0 |
| | 12:00 | 1 | Qatar - Argentina | Main Round - Group I | M12 | 28 - 16 | 20 - 16 | | 2 - 0 |
| | 17:10 | 1 | Brazil - New Zealand | Main Round - Group II | M10 | 32 - 18 | 26 - 20 | | 2 - 0 |
| | 18:00 | 1 | Argentina - Croatia | Main Round - Group I | M14 | 26 - 24 | 16 - 22 | 16 - 14 | 2 - 1 |
| | 18:00 | 2 | Puerto Rico - Qatar | Main Round - Group I | M15 | 18 - 22 | 16 - 24 | | 0 - 2 |
| THU 14 JUL | 14:40 | 1 | Puerto Rico - New Zealand | Placement round 5-7 | M16 | 23 - 12 | 18 - 16 | | 2 - 0 |
| | 17:10 | 1 | Croatia - United States | Semifinal | M19 | 32 - 18 | 22 - 26 | 9 - 6 | 2 - 1 |
| | 18:00 | 2 | New Zealand - Argentina | Placement round 5-7 | M17 | 22 - 25 | 20 - 21 | | 0 - 2 |
| | 18:00 | 1 | Brazil - Qatar | Semifinal | M20 | 21 - 18 | 10 - 22 | 6 - 8 | 1 - 2 |
| FRI 15 JUL | 12:50 | 1 | Argentina - Puerto Rico | Placement round 5-7 | M18 | 18 - 12 | 25 - 13 | | 2 - 0 |
| | 15:30 | 1 | United States - Brazil | Bronze Medal Match | M21 | 16 - 24 | 18 - 26 | | 0 - 2 |
| | 17:30 | 1 | Croatia - Qatar | Gold Medal Match | M22 | 14 - 17 | 20 - 16 | 9 - 6 | 2 - 1 |

Timing and Results provided by  TISSOT



Tournament Summary

As of FRI 15 JUL 2022

Semifinals

Croatia - 2

United States - 1

Brazil - 1

Qatar - 2

Gold Medal Match

Croatia - 2

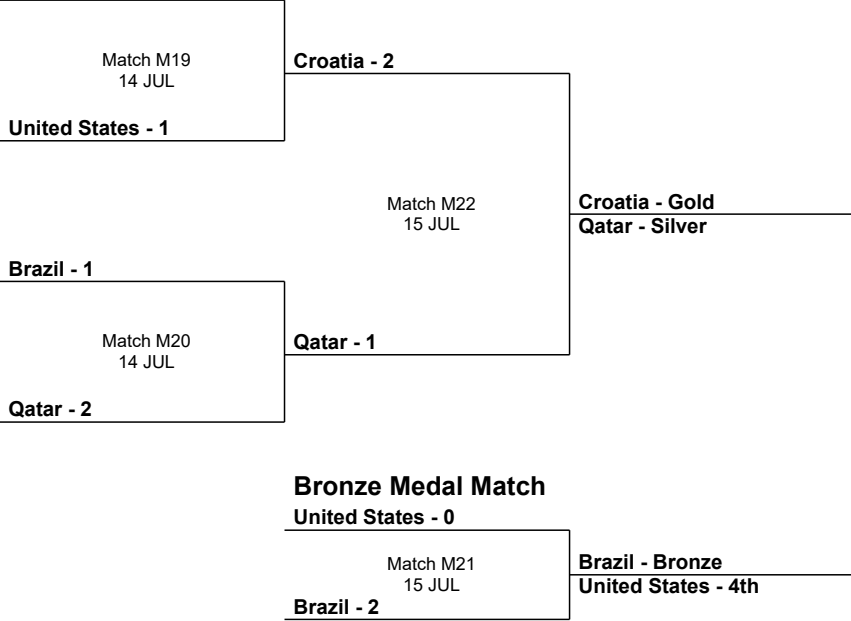
Qatar - 1

Bronze Medal Match

United States - 0

Brazil - 2

| Final Standings | | |
|-----------------|------|--------------------------------|
| Medal | Rank | Team |
| Gold | 1 | CRO - Croatia |
| Silver | 2 | QAT - Qatar |
| Bronze | 3 | BRA - Brazil |
| | 4 | USA - United States of America |
| | 5 | ARG - Argentina |
| | 6 | PUR - Puerto Rico |
| | 7 | NZL - New Zealand |



| Legend: | Difference | No. | Number | I | Main Round I | II | Main Round II |
|---------|------------|-----|--------|---|--------------|----|---------------|
|---------|------------|-----|--------|---|--------------|----|---------------|



Medallists (Team)

| GOLD | SILVER | BRONZE |
|---|--|--|
| CRO - Croatia Tomislav LAUS Ivan DUMENCIC Ivan JURIC Filip GORICANEC Dominik MARKOVIC Lucian BURA Josip DUKES Valentino VALENTAKOVIC Josip LEKO Nikola FINEK | QAT - Qatar Mutasem AMOHAMED Mohamed HASSAN Ali MOHAMED Abdulrazzaq MURAD Mohsen AL-YAFEAI Mohamed SOUSSI Amir DENGUIR Sid KENAOUI Hani KAKHI Mohamed SALEH | BRA - Brazil Cris ROSSA Andre SIMOES Renan CARVALHO Bruno GOMES GAMA Nailson AMARAL Bruno OLIVEIRA Gil PIRES Thiago de OLIVEIRA BARCELLOS Marcelo TULLER Hugo FERNANDES |



Match No.: 21 Court 1

Start List

USA - BRA

Referees: Pablo MARTINEZ ISOLA (URU) / Luis MONICO OTTADO (URU)

Technical Delegate A: Juan de ARMA (ARG)
Technical Delegate B: Ioannis MEIMARIDIS (GRE)
Timekeeper: Tea LACKOVIC (CRO)
Secretary: Natasa VISNJIC (CRO)

USA - United States

| No. | Name | Date of Birth | Competition Statistics | | | | | | |
|---------------------------|-----------------------|---------------|------------------------|--------|------|-------|-----|-----|----|
| | | | MP | Points | 1-Pt | 2-Pt | SUS | S+D | DR |
| 1 | Willard JOHNSON | 18 AUG 1986 | 5 | 2 | | 1/1 | 1 | | |
| 2 | Jamison WHITING | 7 JUN 1994 | 5 | 2 | | 1/1 | 3 | | |
| 3 | Cody DOMINIK | 20 AUG 2000 | 5 | 60 | | 30/41 | | | |
| 4 | Ebiye UDO-UDOMA | 6 OCT 1993 | 5 | 56 | 0/2 | 28/34 | | | |
| 5 | Charlie WHITE | 1 FEB 1981 | 5 | 4 | | 2/3 | | | |
| 7 | Mohamed FOFANA | 16 JAN 1997 | 5 | | | | 1 | | |
| 8 | Gabe GOODREAU | 2 OCT 1986 | 5 | 2 | | 1/1 | | | |
| 9 | Matthew Michael KOMAN | 26 AUG 1988 | 5 | | | | | | |
| 11 | Jacob GARCIA | 21 APR 1995 | 5 | 66 | 0/1 | 33/43 | | | |
| 12 | Andrew DONLIN | 10 SEP 1992 | 5 | 55 | 1/1 | 27/40 | | | |
| Head Coach Michael HINSON | | | | | | | | | |

| USA Played | | |
|------------|-----|-----|
| PR | PUR | 2-0 |
| PR | ARG | 2-0 |
| PR | BRA | 0-2 |
| MR | NZL | 2-0 |
| SF | CRO | 1-2 |

BRA - Brazil

| No. | Name | Date of Birth | Competition Statistics | | | | | | |
|-------------------------------|------------------------------|---------------|------------------------|--------|------|-------|-----|-----|----|
| | | | MP | Points | 1-Pt | 2-Pt | SUS | S+D | DR |
| 1 | Cris ROSSA | 21 FEB 1986 | 5 | 2 | | 1/2 | | | |
| 2 | Andre SIMOES | 31 MAY 1999 | 5 | 16 | | 8/9 | | | |
| 3 | Renan CARVALHO | 3 NOV 1992 | 5 | 63 | 1/2 | 31/41 | | | |
| 4 | Bruno GOMES GAMA | 28 MAY 1993 | 5 | 4 | | 2/4 | | | |
| 5 | Nailson AMARAL | 3 JUL 1990 | 5 | 43 | 1/3 | 21/28 | | | |
| 6 | Bruno OLIVEIRA | 29 DEC 1985 | 5 | 26 | | 13/14 | | | |
| 10 | Gil PIRES | 24 JAN 1982 | 5 | 88 | 4/4 | 42/50 | | | |
| 11 | Thiago de OLIVEIRA BARCELLOS | 28 APR 1987 | 5 | | | | 3 | | |
| 14 | Marcelo TULLER | 18 APR 1995 | 5 | 2 | | 1/3 | 1 | | |
| 25 | Hugo FERNANDES | 31 OCT 1995 | 5 | | | | 2 | | |
| Head Coach Djandro NASCIMENTO | | | | | | | | | |

| BRA Played | | |
|------------|-----|-----|
| PR | ARG | 2-0 |
| PR | PUR | 2-0 |
| PR | USA | 2-0 |
| MR | NZL | 2-0 |
| SF | QAT | 1-2 |

| Legend: | | | | | | | |
|---------|----------------|------|-----------------|--------|-----------------|----|-------------------------|
| 1-Pt | 1-Point Shots | 2-Pt | 2-Point Shots | PL 5-7 | Placement 5-7 | DR | Disqualification+Report |
| MP | Matches played | MR | Main Round | No. | Uniform Number | PR | Preliminary Round |
| SF | Semifinal | SUS | 1st Suspensions | S+D | 2nd Suspensions | | |

Timing and Results provided by 



Match No.: 21 Court 1

Results

United States of America 0 vs 2 Brazil

Referees:
Pablo MARTINEZ ISOLA (URU)
Luis MONICO OTTADO (URU)

1st Period: 16 - 24
2nd Period: 18 - 26

USA - United States

Headcoach: Michael HINSON

Team time outs: 2

| No. | Name | Total | | | | Goals / Shots | | | | | | | Punishments | | |
|--------|-----------------------|--------|-------|-------|-----|---------------|-----------|--------|-----------|------------|-------------|-------|-------------|-----|----|
| | | Points | Goals | Shots | % | 1-Pt All | 1-Pt Spin | Spin | In-flight | Specialist | Direct Goal | P6m | SUS | S+D | DR |
| 1 | Willard JOHNSON | | | | | | | | | | | | | | |
| 2 | Jamison WHITING | | | | | | | | | | | | | | |
| 3 | Cody DOMINIK | 16 | 8 | 9 | 89 | | | 4 / 4 | | 4 / 5 | | | | | |
| 4 | Ebiye UDO-UDOMA | 10 | 5 | 5 | 100 | | | 3 / 3 | 2 / 2 | | | | | | |
| 5 | Charlie WHITE | 2 | 1 | 4 | 25 | | | | | 1 / 4 | | | | | |
| 7 | Mohamed FOFANA | | | | | | | | | | | | | | |
| 8 | Gabe GOODREAU | | 0 | 1 | 0 | | | | | | 0 / 1 | | | | |
| 9 | Matthew Michael KOMAN | | | | | | | | | | | | | | |
| 11 | Jacob GARCIA | 2 | 1 | 7 | 14 | | | 0 / 1 | 1 / 6 | | | | | | |
| 12 | Andrew DONLIN | 4 | 2 | 7 | 29 | | | 0 / 2 | 2 / 4 | | | 0 / 1 | | | |
| Totals | | 34 | 17 | 33 | 52 | | | 7 / 10 | 5 / 12 | 5 / 9 | 0 / 1 | 0 / 1 | | | |

| No. | Goalkeeper | Total | | | | Saves / Shots | | | | | | |
|--------|---------------|-------|-------|---|----------|---------------|-------|-----------|------------|-------------|-------|--|
| | | Saves | Shots | % | 1-Pt All | 1-Pt Spin | Spin | In-flight | Specialist | Direct Goal | P6m | |
| 8 | Gabe GOODREAU | 2 | 28 | 7 | 0 / 2 | | 0 / 9 | 2 / 12 | 0 / 4 | | 0 / 1 | |
| Totals | | 2 | 28 | 7 | 0 / 2 | | 0 / 9 | 2 / 12 | 0 / 4 | | 0 / 1 | |


BRA - Brazil

Headcoach: Djandro NASCIMENTO

Team time outs: 1

| No. | Name | Total | | | | Goals / Shots | | | | | | | Punishments | | |
|--------|------------------|--------|-------|-------|-----|---------------|-----------|--------|-----------|------------|-------------|-------|-------------|-----|----|
| | | Points | Goals | Shots | % | 1-Pt All | 1-Pt Spin | Spin | In-flight | Specialist | Direct Goal | P6m | SUS | S+D | DR |
| 1 | Cris ROSSA | | | | | | | | | | | | | | |
| 2 | Andre SIMOES | | 0 | 1 | 0 | | | | 0 / 1 | | | | | | |
| 3 | Renan CARVALHO | 10 | 5 | 5 | 100 | | | | 5 / 5 | | | | | | |
| 4 | Bruno GOMES GAMA | | | | | | | | | | | | | | |
| 5 | Nailson AMARAL | 19 | 10 | 10 | 100 | 1 / 1 | | 8 / 8 | 1 / 1 | | | | | | |
| 6 | Bruno OLIVEIRA | 8 | 4 | 4 | 100 | | | | | 4 / 4 | | | | | |
| 10 | Gil PIRES | 13 | 7 | 11 | 64 | 1 / 1 | | 1 / 2 | 4 / 7 | | | 1 / 1 | | | |
| 11 | JORDAN Thiago | | | | | | | | | | | | | | |
| 14 | Marcelo TULLER | | | | | | | | | | | | | | |
| 25 | Hugo FERNANDES | | 0 | 1 | 0 | | | | 0 / 1 | | | | | | |
| Totals | | 50 | 26 | 32 | 81 | 2 / 2 | | 9 / 10 | 10 / 15 | 4 / 4 | | 1 / 1 | | | |

| No. | Goalkeeper | Total | | | | Saves / Shots | | | | | | |
|--------|------------|-------|-------|----|----------|---------------|--------|-----------|------------|-------------|-----|--|
| | | Saves | Shots | % | 1-Pt All | 1-Pt Spin | Spin | In-flight | Specialist | Direct Goal | P6m | |
| 1 | Cris ROSSA | 11 | 28 | 39 | | | 3 / 10 | 5 / 10 | 3 / 8 | | | |
| Totals | | 11 | 28 | 39 | | | 3 / 10 | 5 / 10 | 3 / 8 | | | |

Timing and Results provided by  TISSOT



Match No.: 21 Court 1

Results

| Team Comparison | 1st Period | | | | 2nd Period | | | |
|--------------------|--------------------------|----|-------------|-----|--------------------------|----|-------------|-----|
| | United States of America | | Brazil | | United States of America | | Brazil | |
| | Goals/Shots | % | Goals/Shots | % | Goals/Shots | % | Goals/Shots | % |
| In-flight Shots | 3 / 8 | 38 | 2 / 5 | 40 | 2 / 4 | 50 | 8 / 10 | 80 |
| Spin Shots | 4 / 6 | 67 | 6 / 7 | 86 | 3 / 4 | 75 | 3 / 3 | 100 |
| Specialist Shots | 1 / 2 | 50 | 3 / 3 | 100 | 4 / 7 | 57 | 1 / 1 | 100 |
| 1-Point Shots | | | 2 / 2 | 100 | | | | |
| Direct Goal Shots | 0 / 1 | 0 | | | | | | |
| 6-meter Shots | | | | | 0 / 1 | 0 | 1 / 1 | 100 |
| 1-Point Spin Shots | | | | | | | | |



Match No.: 21 Court 1

Results

United States of America 0 vs 2 Brazil

Referees:
Pablo MARTINEZ ISOLA (URU)
Luis MONICO OTTADO (URU)

1st Period: 16 - 24
2nd Period: 18 - 26

USA - United States

| No. | Name | Technical skills | | | | | |
|--------|-----------------------|------------------|--------|---------------|-------------------|---------------|-----------|
| | | Assists | Steals | Blocked Shots | Received 6m Fouls | Penalty Fouls | Turnovers |
| 1 | Willard JOHNSON | | | | | | 1 |
| 2 | Jamison WHITING | | 1 | | | 1 | |
| 3 | Cody DOMINIK | 4 | | | | | 1 |
| 4 | Ebiye UDO-UDOMA | 4 | | | 1 | | 3 |
| 5 | Charlie WHITE | | | | | | 1 |
| 7 | Mohamed FOFANA | | | | | | |
| 8 | Gabe GOODREAU | | | | | | |
| 9 | Matthew Michael KOMAN | | | 1 | | | |
| 11 | Jacob GARCIA | | | | | | |
| 12 | Andrew DONLIN | | | | | | 2 |
| Team | | | | | | | |
| Totals | | 8 | 1 | 1 | 1 | 1 | 8 |

BRA - Brazil

| No. | Name | Technical skills | | | | | |
|--------|------------------|------------------|--------|---------------|-------------------|---------------|-----------|
| | | Assists | Steals | Blocked Shots | Received 6m Fouls | Penalty Fouls | Turnovers |
| 1 | Cris ROSSA | | | | | | |
| 2 | Andre SIMOES | | | | | | |
| 3 | Renan CARVALHO | | | | | | |
| 4 | Bruno GOMES GAMA | | | | | | |
| 5 | Nailson AMARAL | 1 | | | | | |
| 6 | Bruno OLIVEIRA | 1 | | | 1 | | |
| 10 | Gil PIRES | 2 | | | | | 1 |
| 11 | JORDAN Thiago | | | | | | |
| 14 | Marcelo TULLER | | | | | | |
| 25 | Hugo FERNANDES | | 1 | 1 | | 1 | |
| Team | | | | | | | |
| Totals | | 4 | 1 | 1 | 1 | 1 | 1 |

Running Score

USA - BRA

| 1st Period | |
|--------------|--------------------|
| UDO-UDOMA E. | 2 : 0 |
| | 2 : 2 AMARAL N. |
| | 2 : 4 AMARAL N. |
| | 2 : 6 AMARAL N. |
| | 2 : 8 AMARAL N. |
| | 2 : 10 CARVALHO R. |
| WHITE C. | 4 : 10 |
| | 4 : 12 OLIVEIRA B. |
| | 4 : 14 OLIVEIRA B. |
| DOMINIK C. | 6 : 14 |
| | 6 : 16 OLIVEIRA B. |
| GARCIA J. | 8 : 16 |
| | 8 : 18 PIRES G. |
| | 8 : 19 PIRES G. |
| UDO-UDOMA E. | 10 : 19 |
| | 10 : 21 AMARAL N. |
| | 10 : 23 AMARAL N. |
| DONLIN A. | 12 : 23 |
| DOMINIK C. | 14 : 23 |
| | 14 : 24 AMARAL N. |
| DOMINIK C. | 16 : 24 |

| 2nd Period | |
|--------------|---------------------|
| | 0 : 2 PIRES G. |
| DONLIN A. | 2 : 2 |
| | 2 : 4 CARVALHO R. |
| | 2 : 6 PIRES G. |
| DOMINIK C. | 4 : 6 |
| | 4 : 8 OLIVEIRA B. |
| | 4 : 10 PIRES G. |
| UDO-UDOMA E. | 6 : 10 |
| UDO-UDOMA E. | 8 : 10 |
| | 8 : 12 PIRES G. |
| | 8 : 14 PIRES G. |
| | 8 : 16 CARVALHO R. |
| | 8 : 18 AMARAL N. |
| UDO-UDOMA E. | 10 : 18 |
| DOMINIK C. | 12 : 18 |
| | 12 : 20 AMARAL N. |
| DOMINIK C. | 14 : 20 |
| | 14 : 22 AMARAL N. |
| DOMINIK C. | 16 : 22 |
| | 16 : 24 CARVALHO R. |
| | 16 : 26 CARVALHO R. |
| DOMINIK C. | 18 : 26 |

| Legend: | | | | | | | |
|---------|----------------|------|----------------|-----------|-------------------|------|------------------------------|
| % | Efficiency | 1-Pt | 1-Point-Shots | 1-Pt Spin | 1-Point-Spinshots | DR | Disqualification with Report |
| GG | Golden Goal | No. | Number | P6m | 6m Penalty Shots | Spin | Spinnshots |
| SUS | 1st Suspension | S+D | 2nd Suspension | | | | |

Timing and Results provided by TISSOT





Match No.: 22 Court 1

Start List

CRO - QAT

Referees: Nichlas NYGAARD (DEN) / Jonas PRIMDAHL (DEN)

Technical Delegate A: Jerome ROLLAND (FRA)
Technical Delegate B: Garrett PERKINS (USA)
Timekeeper: Josue RESENDIZ (MEX)
Secretary: Jesus RUIZ (MEX)

CRO - Croatia

| No. | Name | Date of Birth | Competition Statistics | | | | | | | |
|-----------------------------------|------------------------|---------------|------------------------|--------|------|-------|-----|-----|----|--|
| | | | MP | Points | 1-Pt | 2-Pt | SUS | S+D | DR | |
| 3 | Tomislav LAUS | 5 APR 1988 | 6 | | | | | | | |
| 4 | Ivan DUMENCIC | 10 JUL 1990 | 6 | 58 | 4/5 | 27/37 | | | | |
| 5 | Ivan JURIC | 16 DEC 1986 | 6 | 43 | 1/1 | 21/27 | 1 | | | |
| 6 | Filip GORICANEC | 2 NOV 1997 | 6 | 48 | | 24/25 | | | | |
| 11 | Dominik MARKOVIC | 2 JUN 1998 | 6 | | | | | | | |
| 18 | Lucian BURA | 14 AUG 1997 | 6 | 94 | | 47/67 | | | | |
| 19 | Josip DUKES | 3 JUN 1996 | 6 | 2 | | 1/2 | 1 | | | |
| 22 | Valentino VALENTAKOVIC | 24 JAN 1993 | 6 | 51 | 1/1 | 25/40 | | | | |
| 24 | Josip LEKO | 24 APR 1994 | 6 | 10 | | 5/5 | | | | |
| 30 | Nikola FINEK | 19 SEP 1999 | 6 | 12 | | 6/10 | | | | |
| Head Coach Mladen PARADZIK | | | | | | | | | | |


| CRO Played | | |
|------------|-----|-----|
| PR | NZL | 2-0 |
| PR | QAT | 2-0 |
| MR | PUR | 2-0 |
| MR | ARG | 1-2 |
| SF | USA | 2-1 |

QAT - Qatar

| No. | Name | Date of Birth | Competition Statistics | | | | | | | |
|------------------------------------|-------------------|---------------|------------------------|--------|------|-------|-----|-----|----|---|
| | | | MP | Points | 1-Pt | 2-Pt | SUS | S+D | DR | |
| 7 | Mutasem AMOHAMED | 2 MAR 1988 | 6 | 16 | | 8/9 | 2 | | | |
| 8 | Mohamed HASSAN | 19 FEB 1984 | 6 | 46 | | 23/29 | | | | |
| 10 | Ali MOHAMED | 14 DEC 1989 | 6 | 20 | 2/2 | 9/10 | 1 | | | |
| 11 | Abdulrazzaq MURAD | 29 JUN 1990 | 6 | 26 | | 13/16 | 1 | | | |
| 16 | Mohamed SOUSSI | 22 JUL 1992 | 6 | | | 0/3 | | | | |
| 17 | Amir DENGUIR | 7 MAR 1995 | 6 | 86 | 0/1 | 43/64 | 1 | | | |
| 24 | Sid KENAOUI | 7 NOV 1988 | 6 | 4 | | 2/2 | | | | |
| 69 | Hani KAKHI | 31 OCT 1990 | 6 | 59 | 1/1 | 29/41 | 1 | | | 1 |
| 94 | Mohamed SALEH | 24 JUN 1994 | 6 | 2 | | 1/1 | 1 | | | |
| Head Coach Khaled ALY (EGY) | | | | | | | | | | |

| QAT Played | | |
|------------|-----|-----|
| PR | NZL | 2-0 |
| PR | CRO | 0-2 |
| MR | ARG | 2-0 |
| MR | PUR | 2-0 |
| SF | BRA | 2-1 |

| Legend: | | | | | | | |
|---------|----------------|------|-----------------|--------|-----------------|----|-------------------------|
| 1-Pt | 1-Point Shots | 2-Pt | 2-Point Shots | PL 5-7 | Placement 5-7 | DR | Disqualification+Report |
| MP | Matches played | MR | Main Round | No. | Uniform Number | PR | Preliminary Round |
| SF | Semifinal | SUS | 1st Suspensions | S+D | 2nd Suspensions | | |

Timing and Results provided by  TISSOT



Match No.: 22 Court 1

Results

Croatia 2 vs 1 Qatar

Referees:
Nichlas NYGAARD (DEN)
Jonas PRIMDAHL (DEN)

1st Period: 14 - 17
2nd Period: 20 - 16
Shootout: 9 - 6

CRO - Croatia

Headcoach: Mladen PARADZIK

| No. | Name | Total | | | | Goals / Shots | | | | | | | Punishments | | | |
|--------|------------------------|--------|-------|-------|-----|---------------|-----------|---------|-----------|------------|-------------|-------|-------------|-----|----|--|
| | | Points | Goals | Shots | % | 1-Pt All | 1-Pt Spin | Spin | In-flight | Specialist | Direct Goal | P6m | SUS | S+D | DR | |
| 3 | Tomislav LAUS | | | | | | | | | | | | | | | |
| 4 | Ivan DUMENCIC | 15 | 8 | 13 | 62 | 1 / 1 | | 6 / 9 | | 0 / 2 | | 1 / 1 | | | | |
| 5 | Ivan JURIC | 4 | 2 | 3 | 67 | | | 2 / 3 | | | | | | | | |
| 6 | Filip GORICANEC | 8 | 4 | 5 | 80 | | | | | 4 / 5 | | | | | | |
| 11 | Dominik MARKOVIC | | | | | | | | | | | | | | | |
| 18 | Lucian BURJA | 6 | 3 | 5 | 60 | | | 3 / 5 | | | | | | | | |
| 19 | Josip DUKES | | | | | | | | | | | | | | | |
| 22 | Valentino VALENTAKOVIC | 4 | 2 | 3 | 67 | | | 1 / 2 | 1 / 1 | | | | | | | |
| 24 | Josip LEKO | 2 | 1 | 1 | 100 | | | 1 / 1 | | | | | | | | |
| 30 | Nikola FINEK | 4 | 2 | 5 | 40 | | | | 2 / 5 | | | | | | | |
| Totals | | 43 | 22 | 35 | 63 | 1 / 1 | | 13 / 20 | 3 / 6 | 4 / 7 | | 1 / 1 | | | | |

| No. | Goalkeeper | Total | | | Saves / Shots | | | | | | | |
|--------|------------------|-------|-------|----|---------------|-----------|--------|-----------|------------|-------------|-------|--|
| | | Saves | Shots | % | 1-Pt All | 1-Pt Spin | Spin | In-flight | Specialist | Direct Goal | P6m | |
| 4 | Ivan DUMENCIC | | | | | | | | | | | |
| 5 | Ivan JURIC | 0 | 1 | 0 | | | 0 / 1 | | | | | |
| 11 | Dominik MARKOVIC | 3 | 22 | 14 | 0 / 1 | | 3 / 13 | 0 / 7 | | | 0 / 1 | |
| Totals | | 3 | 23 | 13 | 0 / 1 | | 3 / 14 | 0 / 7 | | | 0 / 1 | |


QAT - Qatar

Headcoach: Khaled ALY

Team time outs: 2

| No. | Name | Total | | | | Goals / Shots | | | | | | | Punishments | | | |
|--------|-------------------|--------|-------|-------|-----|---------------|-----------|---------|-----------|------------|-------------|-------|-------------|-----|----|---|
| | | Points | Goals | Shots | % | 1-Pt All | 1-Pt Spin | Spin | In-flight | Specialist | Direct Goal | P6m | SUS | S+D | DR | |
| 7 | Mutasem AMOHAMED | | | | | | | | | | | | | | | |
| 8 | Mohamed HASSAN | | 0 | 1 | 0 | | | | | 0 / 1 | | | | | | |
| 10 | Ali MOHAMED | 3 | 2 | 2 | 100 | 1 / 1 | | | 1 / 1 | | | | 1 | | | |
| 11 | Abdulrazzaq MURAD | 8 | 4 | 5 | 80 | | | 2 / 2 | 2 / 3 | | | | | | | |
| 16 | Mohamed SOUSSI | | | | | | | | | | | | | | | |
| 17 | Amir DENGUIR | 14 | 7 | 10 | 70 | | | 6 / 9 | | | | 1 / 1 | | | | |
| 24 | Sid KENAOUI | 2 | 1 | 1 | 100 | | | 1 / 1 | | | | | | | | |
| 69 | Hani KAKHI | 12 | 6 | 7 | 86 | | | 2 / 2 | 4 / 5 | | | | | | | 1 |
| 94 | Mohamed SALEH | | | | | | | | | | | | | | | |
| Totals | | 39 | 20 | 26 | 77 | 1 / 1 | | 11 / 14 | 7 / 9 | 0 / 1 | | 1 / 1 | 1 | | | 1 |

| No. | Goalkeeper | Total | | | Saves / Shots | | | | | | | |
|--------|----------------|-------|-------|----|---------------|-----------|--------|-----------|------------|-------------|-------|--|
| | | Saves | Shots | % | 1-Pt All | 1-Pt Spin | Spin | In-flight | Specialist | Direct Goal | P6m | |
| 8 | Mohamed HASSAN | | | | | | | | | | | |
| 16 | Mohamed SOUSSI | 9 | 31 | 29 | 0 / 1 | | 6 / 19 | 2 / 5 | 1 / 5 | | 0 / 1 | |
| Totals | | 9 | 31 | 29 | 0 / 1 | | 6 / 19 | 2 / 5 | 1 / 5 | | 0 / 1 | |


Timing and Results provided by  TISSOT



Match No.: 22 Court 1

Results

| Team Comparison | 1st Period | | | | 2nd Period | | | |
|--------------------|-------------|-----|-------------|-----|-------------|-----|-------------|-----|
| | Croatia | | Qatar | | Croatia | | Qatar | |
| | Goals/Shots | % | Goals/Shots | % | Goals/Shots | % | Goals/Shots | % |
| In-flight Shots | 2 / 5 | 40 | 3 / 4 | 75 | 1 / 1 | 100 | 4 / 5 | 80 |
| Spin Shots | 1 / 4 | 25 | 4 / 7 | 57 | 8 / 12 | 67 | 4 / 4 | 100 |
| Specialist Shots | 3 / 5 | 60 | 0 / 1 | 0 | 1 / 2 | 50 | | |
| 1-Point Shots | | | 1 / 1 | 100 | | | | |
| Direct Goal Shots | | | | | | | | |
| 6-meter Shots | 1 / 1 | 100 | 1 / 1 | 100 | | | | |
| 1-Point Spin Shots | | | | | | | | |

Timing and Results provided by  TISSOT





Match No.: 22 Court 1

Results

Croatia 2 vs 1 Qatar

Referees:
Nichlas NYGAARD (DEN)
Jonas PRIMDAHL (DEN)

1st Period: 14 - 17
2nd Period: 20 - 16
Shootout: 9 - 6

CRO - Croatia

| No. | Name | Technical skills | | | | | |
|--------|------------------------|------------------|--------|---------------|-------------------|---------------|-----------|
| | | Assists | Steals | Blocked Shots | Received 6m Fouls | Penalty Fouls | Turnovers |
| 3 | Tomislav LAUS | | | | | | |
| 4 | Ivan DUMENCIC | 4 | | | | | |
| 5 | Ivan JURIC | | | | | 1 | |
| 6 | Filip GORICANEC | | | | | | |
| 11 | Dominik MARKOVIC | 1 | | | | | |
| 18 | Lucian BURA | | | | | | 1 |
| 19 | Josip DUKES | | | | | | |
| 22 | Valentino VALENTAKOVIC | | | | | | |
| 24 | Josip LEKO | | | 1 | | | |
| 30 | Nikola FINEK | | | | 1 | | 1 |
| Team | | | | | | | |
| Totals | | 5 | | 1 | 1 | 1 | 2 |

Running Score

CRO - QAT

1st Period

| | | |
|-----------------|---------|------------|
| FINEK N. | 2 : 0 | |
| | 2 : 2 | DENGUIR A. |
| | 2 : 4 | DENGUIR A. |
| | 2 : 6 | KAKHI H. |
| BURA L. | 4 : 6 | |
| VALENTAKOVIC V. | 6 : 6 | |
| | 6 : 8 | KAKHI H. |
| | 6 : 10 | KAKHI H. |
| DUMENCIC I. | 8 : 10 | |
| | 8 : 12 | KAKHI H. |
| GORICANEC F. | 10 : 12 | |
| | 10 : 14 | DENGUIR A. |
| GORICANEC F. | 12 : 14 | |
| | 12 : 16 | DENGUIR A. |
| | 12 : 17 | MOHAMED A. |
| GORICANEC F. | 14 : 17 | |

2nd Period

| | | |
|--------------|---------|------------|
| BURA L. | 2 : 0 | |
| | 2 : 2 | MURAD A. |
| DUMENCIC I. | 4 : 2 | |
| | 4 : 4 | DENGUIR A. |
| DUMENCIC I. | 6 : 4 | |
| | 6 : 6 | MURAD A. |
| | 6 : 8 | DENGUIR A. |
| FINEK N. | 8 : 8 | |
| | 8 : 10 | MURAD A. |
| DUMENCIC I. | 10 : 10 | |
| DUMENCIC I. | 12 : 10 | |
| | 12 : 12 | MURAD A. |
| | 12 : 14 | MOHAMED A. |
| JURIC I. | 14 : 14 | |
| GORICANEC F. | 16 : 14 | |
| | 16 : 16 | KAKHI H. |
| DUMENCIC I. | 18 : 16 | |
| DUMENCIC I. | 20 : 16 | |


QAT - Qatar

| No. | Name | Technical skills | | | | | |
|--------|-------------------|------------------|--------|---------------|-------------------|---------------|-----------|
| | | Assists | Steals | Blocked Shots | Received 6m Fouls | Penalty Fouls | Turnovers |
| 7 | Mutasem AMOHAMED | | | | | | |
| 8 | Mohamed HASSAN | | | | | | 1 |
| 10 | Ali MOHAMED | | | | | | 2 |
| 11 | Abdulrazzaq MURAD | | | | | 1 | 1 |
| 16 | Mohamed SOUSSI | | | | | | |
| 17 | Amir DENGUIR | 2 | | | | | |
| 24 | Sid KENAOUI | | 1 | | | | 1 |
| 69 | Hani KAKHI | | | | 1 | | 1 |
| 94 | Mohamed SALEH | | | | | | |
| Team | | | | | | | 1 |
| Totals | | 2 | 1 | | 1 | 1 | 7 |

Shootout

| | | |
|-----------------|-------|------------|
| BURA L. | 2 : 0 | |
| | 2 : 2 | DENGUIR A. |
| JURIC I. | 4 : 2 | |
| | 4 : 4 | KAKHI H. |
| LEKO J. | 6 : 4 | |
| | 6 : 6 | KENAOUI S. |
| VALENTAKOVIC V. | 8 : 6 | |
| DUMENCIC I. | 9 : 6 | |

| | | | | | | | |
|----------------|----------------|------|----------------|-----------|-------------------|------|------------------------------|
| Legend: | | | | | | | |
| % | Efficiency | 1-Pt | 1-Point-Shots | 1-Pt Spin | 1-Point-Spinshots | DR | Disqualification with Report |
| GG | Golden Goal | No. | Number | P6m | 6m Penalty Shots | Spin | Spinnshots |
| SUS | 1st Suspension | S+D | 2nd Suspension | | | | |

Timing and Results provided by  TISSOT





Match No.: 19 Court 1

Start List

CRO - USA

Referees: Boris MANDAK (SVK) / Mario RUDINSKY (SVK)

Technical Delegate A: Juan de ARMA (ARG)
Technical Delegate B: Agnieszka SKOWRONEK (POL)
Timekeeper: Nichlas NYGAARD (DEN)
Secretary: Jonas PRIMDAHL (DEN)

CRO - Croatia

| No. | Name | Date of Birth | Competition Statistics | | | | | | |
|-----------------------------------|------------------------|---------------|------------------------|--------|------|-------|-----|-----|----|
| | | | MP | Points | 1-Pt | 2-Pt | SUS | S+D | DR |
| 3 | Tomislav LAUS | 5 APR 1988 | 4 | | | | | | |
| 4 | Ivan DUMENCIC | 10 JUL 1990 | 4 | 24 | 2/3 | 11/15 | | | |
| 5 | Ivan JURIC | 16 DEC 1986 | 4 | 29 | 1/1 | 14/17 | | | |
| 6 | Filip GORICANEC | 2 NOV 1997 | 4 | 40 | | 20/20 | | | |
| 11 | Dominik MARKOVIC | 2 JUN 1998 | 4 | | | | | | |
| 18 | Lucian BURA | 14 AUG 1997 | 4 | 74 | | 37/55 | | | |
| 19 | Josip DUKES | 3 JUN 1996 | 4 | 2 | | 1/2 | 1 | | |
| 22 | Valentino VALENTAKOVIC | 24 JAN 1993 | 4 | 37 | 1/1 | 18/28 | | | |
| 24 | Josip LEKO | 24 APR 1994 | 4 | 6 | | 3/3 | | | |
| 30 | Nikola FINEK | 19 SEP 1999 | 4 | | | | | | |
| Head Coach Mladen PARADZIK | | | | | | | | | |

| CRO Played | | |
|------------|-----|-----|
| PR | NZL | 2-0 |
| PR | QAT | 2-0 |
| MR | PUR | 2-0 |
| MR | ARG | 1-2 |

USA - United States

| No. | Name | Date of Birth | Competition Statistics | | | | | | |
|----------------------------------|-----------------------|---------------|------------------------|--------|------|-------|-----|-----|----|
| | | | MP | Points | 1-Pt | 2-Pt | SUS | S+D | DR |
| 1 | Willard JOHNSON | 18 AUG 1986 | 4 | | | | 1 | | |
| 2 | Jamison WHITING | 7 JUN 1994 | 4 | 2 | | 1/1 | 2 | | |
| 3 | Cody DOMINIK | 20 AUG 2000 | 4 | 52 | | 26/35 | | | |
| 4 | Ebiye UDO-UDOMA | 6 OCT 1993 | 4 | 46 | 0/2 | 23/26 | | | |
| 5 | Charlie WHITE | 1 FEB 1981 | 4 | 4 | | 2/3 | | | |
| 7 | Mohamed FOFANA | 16 JAN 1997 | 4 | | | | | | |
| 8 | Gabe GOODREAU | 2 OCT 1986 | 4 | | | | | | |
| 9 | Matthew Michael KOMAN | 26 AUG 1988 | 4 | | | | | | |
| 11 | Jacob GARCIA | 21 APR 1995 | 4 | 46 | 0/1 | 23/31 | | | |
| 12 | Andrew DONLIN | 10 SEP 1992 | 4 | 47 | 1/1 | 23/31 | | | |
| Head Coach Michael HINSON | | | | | | | | | |

| USA Played | | |
|------------|-----|-----|
| PR | PUR | 2-0 |
| PR | ARG | 2-0 |
| PR | BRA | 0-2 |
| MR | NZL | 2-0 |

| Legend: | | | | | | | |
|-------------|-----------------|-------------|-----------------|---------------|----------------|-----------|-------------------------|
| 1-Pt | 1-Point Shots | 2-Pt | 2-Point Shots | PL 5-7 | Placement 5-7 | DR | Disqualification+Report |
| MP | Matches played | MR | Main Round | No. | Uniform Number | PR | Preliminary Round |
| SUS | 1st Suspensions | S+D | 2nd Suspensions | | | | |

Timing and Results provided by 





Match No.: 19 Court 1

Results

Croatia 2 vs 1 United States of America

Referees:
Boris MANDAK (SVK)
Mario RUDINSKY (SVK)

1st Period: 32 - 18
2nd Period: 22 - 26
Shootout: 9 - 6

CRO - Croatia

Headcoach: Mladen PARADZIK

Team time outs: 1

| No. | Name | Total | | | | Goals / Shots | | | | | | | Punishments | | | |
|--------|------------------------|--------|-------|-------|-----|---------------|-----------|---------|-----------|------------|-------------|-------|-------------|-----|----|--|
| | | Points | Goals | Shots | % | 1-Pt All | 1-Pt Spin | Spin | In-flight | Specialist | Direct Goal | P6m | SUS | S+D | DR | |
| 3 | Tomislav LAUS | | | | | | | | | | | | | | | |
| 4 | Ivan DUMENCIC | 19 | 10 | 11 | 91 | 1 / 1 | | | | 5 / 6 | | 4 / 4 | | | | |
| 5 | Ivan JURIC | 10 | 5 | 7 | 71 | | | 4 / 6 | 1 / 1 | | | | 1 | | | |
| 6 | Filip GORICANEC | | | | | | | | | | | | | | | |
| 11 | Dominik MARKOVIC | | | | | | | | | | | | | | | |
| 18 | Lucian BURJA | 14 | 7 | 7 | 100 | | | 7 / 7 | | | | | | | | |
| 19 | Josip DUKES | | | | | | | | | | | | | | | |
| 22 | Valentino VALENTAKOVIC | 10 | 5 | 9 | 56 | | | 1 / 2 | 4 / 7 | | | | | | | |
| 24 | Josip LEKO | 2 | 1 | 1 | 100 | | | 1 / 1 | | | | | | | | |
| 30 | Nikola FINEK | 8 | 4 | 5 | 80 | | | | 4 / 5 | | | | | | | |
| Totals | | 63 | 32 | 40 | 80 | 1 / 1 | | 13 / 16 | 9 / 13 | 5 / 6 | | 4 / 4 | 1 | | | |

| No. | Goalkeeper | Total | | | Saves / Shots | | | | | | | |
|--------|------------------|-------|-------|----|---------------|-----------|--------|-----------|------------|-------------|-------|--|
| | | Saves | Shots | % | 1-Pt All | 1-Pt Spin | Spin | In-flight | Specialist | Direct Goal | P6m | |
| 4 | Ivan DUMENCIC | | | | | | | | | | | |
| 5 | Ivan JURIC | 0 | 1 | 0 | | | 0 / 1 | | | | | |
| 11 | Dominik MARKOVIC | 7 | 31 | 23 | | | 3 / 12 | 3 / 15 | 0 / 1 | 0 / 1 | 1 / 2 | |
| Totals | | 7 | 32 | 22 | | | 3 / 13 | 3 / 15 | 0 / 1 | 0 / 1 | 1 / 2 | |


USA - United States

Headcoach: Michael HINSON

Team time outs: 1

| No. | Name | Total | | | | Goals / Shots | | | | | | | Punishments | | | |
|--------|-----------------------|--------|-------|-------|-----|---------------|-----------|---------|-----------|------------|-------------|-------|-------------|-----|----|--|
| | | Points | Goals | Shots | % | 1-Pt All | 1-Pt Spin | Spin | In-flight | Specialist | Direct Goal | P6m | SUS | S+D | DR | |
| 1 | Willard JOHNSON | 2 | 1 | 1 | 100 | | | 1 / 1 | | | | | | | | |
| 2 | Jamison WHITING | | | | | | | | | | | | 1 | | | |
| 3 | Cody DOMINIK | 8 | 4 | 6 | 67 | | | 1 / 1 | 2 / 4 | 1 / 1 | | | | | | |
| 4 | Ebiye UDO-UDOMA | 10 | 5 | 8 | 63 | | | 3 / 5 | 1 / 1 | | | 1 / 2 | | | | |
| 5 | Charlie WHITE | | | | | | | | | | | | | | | |
| 7 | Mohamed FOFANA | | | | | | | | | | | | 1 | | | |
| 8 | Gabe GOODREAU | 2 | 1 | 1 | 100 | | | | | | 1 / 1 | | | | | |
| 9 | Matthew Michael KOMAN | | | | | | | | | | | | | | | |
| 11 | Jacob GARCIA | 20 | 10 | 12 | 83 | | | 4 / 5 | 6 / 7 | | | | | | | |
| 12 | Andrew DONLIN | 8 | 4 | 9 | 44 | | | 1 / 2 | 3 / 7 | | | | | | | |
| Totals | | 50 | 25 | 37 | 68 | | | 10 / 14 | 12 / 19 | 1 / 1 | 1 / 1 | 1 / 2 | 2 | | | |

| No. | Goalkeeper | Total | | | Saves / Shots | | | | | | | |
|--------|-----------------|-------|-------|----|---------------|-----------|--------|-----------|------------|-------------|-------|--|
| | | Saves | Shots | % | 1-Pt All | 1-Pt Spin | Spin | In-flight | Specialist | Direct Goal | P6m | |
| 1 | Willard JOHNSON | 0 | 2 | 0 | | | 0 / 1 | 0 / 1 | | | | |
| 4 | Ebiye UDO-UDOMA | | | | | | | | | | | |
| 8 | Gabe GOODREAU | 3 | 31 | 10 | 0 / 1 | | 1 / 11 | 2 / 10 | 0 / 5 | | 0 / 4 | |
| 12 | Andrew DONLIN | 0 | 2 | 0 | | | 0 / 2 | | | | | |
| Totals | | 3 | 35 | 9 | 0 / 1 | | 1 / 14 | 2 / 11 | 0 / 5 | | 0 / 4 | |

Timing and Results provided by  TISSOT



Match No.: 19 Court 1

Results

| Team Comparison | 1st Period | | | | 2nd Period | | | |
|--------------------|-------------|-----|--------------------------|-----|-------------|----|--------------------------|-----|
| | Croatia | | United States of America | | Croatia | | United States of America | |
| | Goals/Shots | % | Goals/Shots | % | Goals/Shots | % | Goals/Shots | % |
| In-flight Shots | 3 / 3 | 100 | 4 / 10 | 40 | 5 / 9 | 56 | 8 / 9 | 89 |
| Spin Shots | 6 / 7 | 86 | 3 / 3 | 100 | 4 / 6 | 67 | 4 / 7 | 57 |
| Specialist Shots | 3 / 3 | 100 | | | 2 / 3 | 67 | 1 / 1 | 100 |
| 1-Point Shots | | | | | | | | |
| Direct Goal Shots | | | 1 / 1 | 100 | | | | |
| 6-meter Shots | 4 / 4 | 100 | 1 / 1 | 100 | | | 0 / 1 | 0 |
| 1-Point Spin Shots | | | | | | | | |



Match No.: 19 Court 1

Results

Croatia 2 vs 1 United States of America

Referees:
Boris MANDAK (SVK)
Mario RUDINSKY (SVK)

1st Period: 32 - 18
2nd Period: 22 - 26
Shootout: 9 - 6

CRO - Croatia

| No. | Name | Technical skills | | | | | |
|--------|------------------------|------------------|--------|---------------|-------------------|---------------|-----------|
| | | Assists | Steals | Blocked Shots | Received 6m Fouls | Penalty Fouls | Turnovers |
| 3 | Tomislav LAUS | | | | | | |
| 4 | Ivan DUMENCIC | | | | | | |
| 5 | Ivan JURIC | | | | | 2 | |
| 6 | Filip GORICANEC | | | | | | 1 |
| 11 | Dominik MARKOVIC | | | | | | |
| 18 | Lucian BURA | 2 | | | 3 | | |
| 19 | Josip DUKES | | | | | | |
| 22 | Valentino VALENTAKOVIC | | | 1 | | | |
| 24 | Josip LEKO | | | | | | |
| 30 | Nikola FINEK | | | | 1 | | |
| Team | | | | | | | |
| Totals | | 2 | | 1 | 4 | 2 | 1 |

USA - United States

| No. | Name | Technical skills | | | | | |
|--------|-----------------------|------------------|--------|---------------|-------------------|---------------|-----------|
| | | Assists | Steals | Blocked Shots | Received 6m Fouls | Penalty Fouls | Turnovers |
| 1 | Willard JOHNSON | | | | | | |
| 2 | Jamison WHITING | | | | | 1 | |
| 3 | Cody DOMINIK | | | | | | 1 |
| 4 | Ebiye UDO-UDOMA | 12 | | | 2 | | 2 |
| 5 | Charlie WHITE | | | | | | |
| 7 | Mohamed FOFANA | | | | | 1 | |
| 8 | Gabe GOODREAU | | | | | | |
| 9 | Matthew Michael KOMAN | | | 1 | | 2 | |
| 11 | Jacob GARCIA | | | | | | 3 |
| 12 | Andrew DONLIN | | | | | | |
| Team | | | | | | | |
| Totals | | 12 | | 1 | 2 | 4 | 6 |

Running Score

CRO - USA

1st Period

| | |
|-------------------------|--------------|
| 0 : 2 | UDO-UDOMA E. |
| BURA L. 2 : 2 | |
| 2 : 4 | DOMINIK C. |
| DUMENCIC I. 4 : 4 | |
| 4 : 6 | DONLIN A. |
| BURA L. 6 : 6 | |
| DUMENCIC I. 8 : 6 | |
| 8 : 8 | GOODREAU G. |
| DUMENCIC I. 10 : 8 | |
| 10 : 10 | DOMINIK C. |
| 10 : 12 | UDO-UDOMA E. |
| DUMENCIC I. 12 : 12 | |
| FINEK N. 14 : 12 | |
| DUMENCIC I. 16 : 12 | |
| VALENTAKOVIC V. 18 : 12 | |
| 18 : 14 | UDO-UDOMA E. |
| BURA L. 20 : 14 | |
| DUMENCIC I. 22 : 14 | |
| 22 : 16 | GARCIA J. |
| BURA L. 24 : 16 | |
| BURA L. 26 : 16 | |
| BURA L. 28 : 16 | |
| DUMENCIC I. 30 : 16 | |
| 30 : 18 | DONLIN A. |
| VALENTAKOVIC V. 32 : 18 | |

2nd Period

| | |
|------------------------|--------------|
| 0 : 2 | UDO-UDOMA E. |
| 0 : 4 | GARCIA J. |
| 0 : 6 | UDO-UDOMA E. |
| FINEK N. 2 : 6 | |
| 2 : 8 | GARCIA J. |
| VALENTAKOVIC V. 4 : 8 | |
| 4 : 10 | GARCIA J. |
| DUMENCIC I. 6 : 10 | |
| 6 : 12 | DOMINIK C. |
| VALENTAKOVIC V. 8 : 12 | |
| 8 : 14 | DONLIN A. |
| 8 : 16 | GARCIA J. |
| JURIC I. 10 : 16 | |
| JURIC I. 12 : 16 | |
| 12 : 18 | GARCIA J. |
| JURIC I. 14 : 18 | |
| 14 : 20 | GARCIA J. |
| FINEK N. 16 : 20 | |
| JURIC I. 18 : 20 | |
| 18 : 22 | DONLIN A. |
| DUMENCIC I. 20 : 22 | |
| 20 : 24 | GARCIA J. |
| FINEK N. 22 : 24 | |
| 22 : 26 | GARCIA J. |

Timing and Results provided by TISSOT




Match No.: 19 Court 1

Results

Shootout

| | | |
|-----------------|---------------------|------------|
| BURA L. | <u>2</u> : <u>0</u> | |
| | <u>2</u> : <u>2</u> | DOMINIK C. |
| JURIC I. | <u>4</u> : <u>2</u> | |
| LEKO J. | <u>6</u> : <u>2</u> | |
| | <u>6</u> : <u>4</u> | JOHNSON W. |
| VALENTAKOVIC V. | <u>8</u> : <u>4</u> | |
| | <u>8</u> : <u>6</u> | GARCIA J. |
| DUMENCIC I. | <u>9</u> : <u>6</u> | |

| Legend: | | | | | | | |
|---------|----------------|------|----------------|-----------|-------------------|------|------------------------------|
| % | Efficiency | 1-Pt | 1-Point-Shots | 1-Pt Spin | 1-Point-Spinshots | DR | Disqualification with Report |
| GG | Golden Goal | No. | Number | P6m | 6m Penalty Shots | Spin | Spinshots |
| SUS | 1st Suspension | S+D | 2nd Suspension | | | | |

Timing and Results provided by  TISSOT

BHAMTEAM4-----SFNL000100--_C73 1

Report Created THU 14 JUL 2022 17:56

Page 4 / 4





Match No.: 20 Court 1

Start List

BRA - QAT

Referees: Laura BUCHON PEREA (ESP) / Patricia del VALLE ENCUESTRA (ESP)

Technical Delegate A: Ioannis MEIMARIDIS (GRE)
 Technical Delegate B: Chatchai SANGSKEELUX (THA)
 Timekeeper: Natasa VISNJIC (CRO)
 Secretary: Tea LACKOVIC (CRO)

BRA - Brazil

| No. | Name | Date of Birth | Competition Statistics | | | | | | |
|-------------------------------|------------------------------|---------------|------------------------|--------|------|-------|-----|-----|----|
| | | | MP | Points | 1-Pt | 2-Pt | SUS | S+D | DR |
| 1 | Cris ROSSA | 21 FEB 1986 | 4 | 2 | | 1/1 | | | |
| 2 | Andre SIMOES | 31 MAY 1999 | 4 | 14 | | 7/8 | | | |
| 3 | Renan CARVALHO | 3 NOV 1992 | 4 | 51 | 1/2 | 25/30 | | | |
| 4 | Bruno GOMES GAMA | 28 MAY 1993 | 4 | 4 | | 2/4 | | | |
| 5 | Nailson AMARAL | 3 JUL 1990 | 4 | 35 | 1/3 | 17/22 | | | |
| 6 | Bruno OLIVEIRA | 29 DEC 1985 | 4 | 22 | | 11/12 | | | |
| 10 | Gil PIRES | 24 JAN 1982 | 4 | 77 | 3/3 | 37/40 | | | |
| 11 | Thiago de OLIVEIRA BARCELLOS | 28 APR 1987 | 4 | | | | 3 | | |
| 14 | Marcelo TULLER | 18 APR 1995 | 4 | 2 | | 1/2 | | | |
| 25 | Hugo FERNANDES | 31 OCT 1995 | 4 | | | | 2 | | |
| Head Coach Djandro NASCIMENTO | | | | | | | | | |


| BRA Played | | |
|------------|-----|-----|
| PR | ARG | 2-0 |
| PR | PUR | 2-0 |
| PR | USA | 2-0 |
| MR | NZL | 2-0 |

QAT - Qatar

| No. | Name | Date of Birth | Competition Statistics | | | | | | |
|-----------------------------|-------------------|---------------|------------------------|--------|------|-------|-----|-----|----|
| | | | MP | Points | 1-Pt | 2-Pt | SUS | S+D | DR |
| 7 | Mutasem AMOHAMED | 2 MAR 1988 | 4 | 16 | | 8/9 | 2 | | |
| 8 | Mohamed HASSAN | 19 FEB 1984 | 4 | 34 | | 17/20 | | | |
| 10 | Ali MOHAMED | 14 DEC 1989 | 4 | 10 | | 5/6 | | | |
| 11 | Abdulrazzaq MURAD | 29 JUN 1990 | 4 | 12 | | 6/7 | 1 | | |
| 12 | Mohsen AL-YAFEAI | 28 DEC 1978 | 4 | | | 0/1 | | | |
| 16 | Mohamed SOUSSI | 22 JUL 1992 | 4 | | | 0/3 | | | |
| 17 | Amir DENGUIR | 7 MAR 1995 | 4 | 60 | | 30/46 | 1 | | |
| 24 | Sid KENAOUI | 7 NOV 1988 | 4 | | | | | | |
| 69 | Hani KAKHI | 31 OCT 1990 | 4 | 38 | | 19/28 | 1 | | |
| 94 | Mohamed SALEH | 24 JUN 1994 | 4 | 2 | | 1/1 | 1 | | |
| Head Coach Khaled ALY (EGY) | | | | | | | | | |

| QAT Played | | |
|------------|-----|-----|
| PR | NZL | 2-0 |
| PR | CRO | 0-2 |
| MR | ARG | 2-0 |
| MR | PUR | 2-0 |

| Legend: | | | | | | | |
|---------|-----------------|------|-----------------|--------|----------------|----|-------------------------|
| 1-Pt | 1-Point Shots | 2-Pt | 2-Point Shots | PL 5-7 | Placement 5-7 | DR | Disqualification+Report |
| MP | Matches played | MR | Main Round | No. | Uniform Number | PR | Preliminary Round |
| SUS | 1st Suspensions | S+D | 2nd Suspensions | | | | |

Timing and Results provided by 





Match No.: 20 Court 1

Results

Brazil 1 vs 2 Qatar

Referees:
Laura BUCHON PEREA (ESP)
Patricia del VALLE ENCUESTRA (ESP)

1st Period: 21 - 18
2nd Period: 10 - 22
Shootout: 6 - 8

BRA - Brazil

Headcoach: Djandro NASCIMENTO

Team time outs: 1

| No. | Name | Total | | | | Goals / Shots | | | | | | | Punishments | | |
|--------|------------------|--------|-------|-------|-----|---------------|-----------|--------|-----------|------------|-------------|-------|-------------|-----|----|
| | | Points | Goals | Shots | % | 1-Pt All | 1-Pt Spin | Spin | In-flight | Specialist | Direct Goal | P6m | SUS | S+D | DR |
| 1 | Cris ROSSA | | 0 | 1 | 0 | | | | | | 0 / 1 | | | | |
| 2 | Andre SIMOES | 2 | 1 | 1 | 100 | | | 1 / 1 | | | | | | | |
| 3 | Renan CARVALHO | 12 | 6 | 11 | 55 | | | 2 / 3 | 4 / 6 | 0 / 2 | | | | | |
| 4 | Bruno GOMES GAMA | | | | | | | | | | | | | | |
| 5 | Nailson AMARAL | 8 | 4 | 6 | 67 | | | 4 / 6 | | | | | | | |
| 6 | Bruno OLIVEIRA | 4 | 2 | 2 | 100 | | | 1 / 1 | | 1 / 1 | | | | | |
| 10 | Gil PIRES | 11 | 6 | 11 | 55 | 1 / 1 | | 1 / 1 | 2 / 7 | | | 2 / 2 | | | |
| 11 | JORDAN Thiago | | | | | | | | | | | | | | |
| 14 | Marcelo TULLER | | 0 | 1 | 0 | | | 0 / 1 | | | | | 1 | | |
| 25 | Hugo FERNANDES | | | | | | | | | | | | | | |
| Totals | | 37 | 19 | 33 | 58 | 1 / 1 | | 9 / 13 | 6 / 13 | 1 / 3 | 0 / 1 | 2 / 2 | 1 | | |

| No. | Goalkeeper | Total | | | Saves / Shots | | | | | | |
|--------|----------------|-------|-------|----|---------------|-----------|--------|-----------|------------|-------------|-------|
| | | Saves | Shots | % | 1-Pt All | 1-Pt Spin | Spin | In-flight | Specialist | Direct Goal | P6m |
| 1 | Cris ROSSA | 5 | 27 | 19 | 0 / 2 | | 4 / 11 | 0 / 5 | 1 / 7 | | 0 / 2 |
| 6 | Bruno OLIVEIRA | | | | | | | | | | |
| 10 | Gil PIRES | 0 | 1 | 0 | | | 0 / 1 | | | | |
| 14 | Marcelo TULLER | 0 | 2 | 0 | | | 0 / 2 | | | | |
| Totals | | 5 | 30 | 17 | 0 / 2 | | 4 / 14 | 0 / 5 | 1 / 7 | | 0 / 2 |


QAT - Qatar

Headcoach: Khaled ALY

Team time outs: 2

| No. | Name | Total | | | | Goals / Shots | | | | | | | Punishments | | |
|--------|-------------------|--------|-------|-------|-----|---------------|-----------|---------|-----------|------------|-------------|-------|-------------|-----|----|
| | | Points | Goals | Shots | % | 1-Pt All | 1-Pt Spin | Spin | In-flight | Specialist | Direct Goal | P6m | SUS | S+D | DR |
| 7 | Mutasem AMOHAMED | | | | | | | | | | | | | | |
| 8 | Mohamed HASSAN | 12 | 6 | 8 | 75 | | | | | 5 / 7 | | 1 / 1 | | | |
| 10 | Ali MOHAMED | 7 | 4 | 4 | 100 | 1 / 1 | | 2 / 2 | 1 / 1 | | | | | | |
| 11 | Abdulrazzaq MURAD | 6 | 3 | 4 | 75 | | | 2 / 2 | 1 / 2 | | | | | | |
| 12 | Mohsen AL-YAFEAI | | | | | | | | | | | | | | 1 |
| 16 | Mohamed SOUSSI | | | | | | | | | | | | | | |
| 17 | Amir DENGUIR | 12 | 6 | 9 | 67 | 0 / 1 | | 4 / 6 | | 1 / 1 | | 1 / 1 | | | |
| 24 | Sid KENAOUI | 2 | 1 | 1 | 100 | | | 1 / 1 | | | | | | | |
| 69 | Hani KAKHI | 9 | 5 | 7 | 71 | 1 / 1 | | 1 / 3 | 3 / 3 | | | | | | |
| 94 | Mohamed SALEH | | | | | | | | | | | | | | |
| Totals | | 48 | 25 | 33 | 76 | 2 / 3 | | 10 / 14 | 5 / 6 | 6 / 8 | | 2 / 2 | | | 1 |

| No. | Goalkeeper | Total | | | Saves / Shots | | | | | | |
|--------|------------------|-------|-------|----|---------------|-----------|--------|-----------|------------|-------------|-------|
| | | Saves | Shots | % | 1-Pt All | 1-Pt Spin | Spin | In-flight | Specialist | Direct Goal | P6m |
| 8 | Mohamed HASSAN | | | | | | | | | | |
| 12 | Mohsen AL-YAFEAI | 6 | 18 | 33 | | | 2 / 8 | 3 / 7 | 1 / 1 | | 0 / 2 |
| 16 | Mohamed SOUSSI | 0 | 7 | 0 | 0 / 1 | | 0 / 3 | 0 / 2 | 0 / 1 | | |
| Totals | | 6 | 25 | 24 | 0 / 1 | | 2 / 11 | 3 / 9 | 1 / 2 | | 0 / 2 |

Timing and Results provided by  TISSOT



Match No.: 20 Court 1

Results

| Team Comparison | 1st Period | | | | 2nd Period | | | |
|--------------------|-------------|-----|-------------|-----|-------------|-----|-------------|-----|
| | Brazil | | Qatar | | Brazil | | Qatar | |
| | Goals/Shots | % | Goals/Shots | % | Goals/Shots | % | Goals/Shots | % |
| In-flight Shots | 5 / 6 | 83 | 3 / 4 | 75 | 1 / 7 | 14 | 2 / 2 | 100 |
| Spin Shots | 3 / 5 | 60 | 1 / 1 | 100 | 3 / 4 | 75 | 5 / 9 | 56 |
| Specialist Shots | 1 / 1 | 100 | 4 / 6 | 67 | 0 / 2 | 0 | 2 / 2 | 100 |
| 1-Point Shots | 1 / 1 | 100 | | | | | 2 / 3 | 67 |
| Direct Goal Shots | 0 / 1 | 0 | | | | | | |
| 6-meter Shots | 1 / 1 | 100 | 1 / 1 | 100 | 1 / 1 | 100 | 1 / 1 | 100 |
| 1-Point Spin Shots | | | | | | | | |



Match No.: 20 Court 1

Results

Brazil 1 vs 2 Qatar

Referees:
Laura BUCHON PEREA (ESP)
Patricia del VALLE ENCUESTRA (ESP)

1st Period: 21 - 18
2nd Period: 10 - 22
Shootout: 6 - 8

BRA - Brazil

| No. | Name | Technical skills | | | | | |
|--------|------------------|------------------|--------|---------------|-------------------|---------------|-----------|
| | | Assists | Steals | Blocked Shots | Received 6m Fouls | Penalty Fouls | Turnovers |
| 1 | Cris ROSSA | | | | | | |
| 2 | Andre SIMOES | | | | | | |
| 3 | Renan CARVALHO | | | | | | |
| 4 | Bruno GOMES GAMA | | | | | | |
| 5 | Nailson AMARAL | 1 | | | 1 | | |
| 6 | Bruno OLIVEIRA | 1 | | | | | 2 |
| 10 | Gil PIRES | 2 | | | 1 | | |
| 11 | JORDAN Thiago | | | | | | |
| 14 | Marcelo TULLER | | | 1 | | 1 | |
| 25 | Hugo FERNANDES | | | | | 1 | |
| Team | | | | | | | |
| Totals | | 4 | | 1 | 2 | 2 | 2 |

Running Score

BRA - QAT

1st Period

| | |
|---------------------|------------|
| 0 : 2 | MURAD A. |
| CARVALHO R. 2 : 2 | |
| 2 : 4 | HASSAN M. |
| AMARAL N. 4 : 4 | |
| 4 : 6 | MURAD A. |
| CARVALHO R. 6 : 6 | |
| 6 : 8 | KAKHI H. |
| CARVALHO R. 8 : 8 | |
| PIRES G. 10 : 8 | |
| PIRES G. 12 : 8 | |
| 12 : 10 | HASSAN M. |
| CARVALHO R. 14 : 10 | |
| 14 : 12 | HASSAN M. |
| AMARAL N. 16 : 12 | |
| 16 : 14 | DENGUIR A. |
| CARVALHO R. 18 : 14 | |
| 18 : 16 | MOHAMED A. |
| OLIVEIRA B. 20 : 16 | |
| 20 : 18 | HASSAN M. |
| PIRES G. 21 : 18 | |

QAT - Qatar

| No. | Name | Technical skills | | | | | |
|--------|-------------------|------------------|--------|---------------|-------------------|---------------|-----------|
| | | Assists | Steals | Blocked Shots | Received 6m Fouls | Penalty Fouls | Turnovers |
| 7 | Mutasem AMOHAMED | | | | | | |
| 8 | Mohamed HASSAN | 1 | | | | | 2 |
| 10 | Ali MOHAMED | | | | | | |
| 11 | Abdulrazzaq MURAD | | | | | | |
| 12 | Mohsen AL-YAFEAI | | | | | | |
| 16 | Mohamed SOUSSI | | | | | | |
| 17 | Amir DENGUIR | 3 | | | 1 | | 2 |
| 24 | Sid KENAOUI | | | 1 | | 1 | |
| 69 | Hani KAKHI | | 1 | | 1 | 1 | 1 |
| 94 | Mohamed SALEH | | | | | | |
| Team | | | | | | | |
| Totals | | 4 | 1 | 1 | 2 | 2 | 5 |

2nd Period

| | |
|--------------------|------------|
| 0 : 2 | DENGUIR A. |
| 0 : 4 | DENGUIR A. |
| 0 : 6 | DENGUIR A. |
| 0 : 8 | KAKHI H. |
| PIRES G. 2 : 8 | |
| AMARAL N. 4 : 8 | |
| 4 : 10 | MOHAMED A. |
| 4 : 12 | HASSAN M. |
| CARVALHO R. 6 : 12 | |
| 6 : 14 | KAKHI H. |
| 6 : 16 | HASSAN M. |
| 6 : 18 | MOHAMED A. |
| OLIVEIRA B. 8 : 18 | |
| 8 : 20 | DENGUIR A. |
| 8 : 21 | KAKHI H. |
| 8 : 22 | MOHAMED A. |
| PIRES G. 10 : 22 | |

Shootout

| | |
|-----------------|------------|
| PIRES G. 2 : 0 | |
| 2 : 2 | DENGUIR A. |
| 2 : 4 | KAKHI H. |
| AMARAL N. 4 : 4 | |
| 4 : 6 | KENAOUI S. |
| SIMOES A. 6 : 6 | |
| 6 : 8 | MURAD A. |

| | | | | | | | |
|----------------|--------------------|----------|----------------------|---------------|------------------------------------|---------|--|
| Legend: | % Efficiency | 1-Pt No. | 1-Point-Shots Number | 1-Pt Spin P6m | 1-Point-Spinshots 6m Penalty Shots | DR Spin | Disqualification with Report Spinshots |
| | GG Golden Goal | S+D | 2nd Suspension | | | | |
| | SUS 1st Suspension | | | | | | |

Timing and Results provided by TISSOT





Match No.: 16 Court 1

Start List

PUR - NZL

Referees: Josue RESENDIZ (MEX) / Jesus RUIZ (MEX)

Technical Delegate A: Agnieszka SKOWRONEK (POL)
Technical Delegate B: Juan de ARMA (ARG)
Timekeeper: Boris MANDAK (SVK)
Secretary: Mario RUDINSKY (SVK)

PUR - Puerto Rico

| No. | Name | Date of Birth | Competition Statistics | | | | | | |
|---------------------------------------|-----------------------------------|---------------|------------------------|--------|------|-------|-----|-----|----|
| | | | MP | Points | 1-Pt | 2-Pt | SUS | S+D | DR |
| 3 | Julian Jay DELGADO MOJICA | 29 NOV 2001 | 5 | 30 | | 15/23 | | | |
| 5 | Owen GONZALEZ LEBRON | 18 JUL 1995 | 5 | 18 | | 9/17 | | | |
| 7 | Leamsy ROSADO LUGO | 29 NOV 1997 | 5 | | | | 1 | | |
| 10 | Jodmel ROSADO LUGO | 1 FEB 2001 | 5 | | | | | | |
| 11 | Francisco Javier PEREZ HERNANDEZ | 21 SEP 1990 | 5 | 31 | 1/1 | 15/29 | 1 | | |
| 14 | Luis Guillermo GRATACOS RODRIGUEZ | 8 APR 1998 | 5 | 24 | | 12/21 | | | |
| 16 | Bryan Manuel RIVERA GONZALEZ | 4 MAY 2001 | 5 | 2 | | 1/2 | 3 | 1 | |
| 21 | John Elmer VAZQUEZ PABON | 23 FEB 2001 | 5 | 38 | | 19/37 | | | |
| 29 | Angel Luis VARGAS CRUZ | 31 JUL 1997 | 5 | 8 | | 4/7 | 3 | | |
| 55 | Orlando GARCIA GONZALEZ | 15 NOV 1985 | 5 | 6 | | 3/8 | | | 1 |
| Head Coach Abdiel ACEVEDO PEREZ (USA) | | | | | | | | | |

| PUR Played | | |
|------------|-----|--------|
| PR | USA | 0-2 |
| PR | BRA | 0-2 |
| PR | ARG | 0-2 |
| MR | CRO | 0-2 |
| MR | QAT | 0-2 |
| PL 5-7 | NZL | 14 JUL |
| PL 5-7 | ARG | 15 JUL |

NZL - New Zealand

| No. | Name | Date of Birth | Competition Statistics | | | | | | |
|-----------------------|-------------------|---------------|------------------------|--------|------|-------|-----|-----|----|
| | | | MP | Points | 1-Pt | 2-Pt | SUS | S+D | DR |
| 3 | James COCHRANE | 14 APR 1987 | 4 | 8 | | 4/9 | | | |
| 5 | Angus HAMILTON | 27 MAR 2002 | 4 | 32 | | 16/30 | | | |
| 12 | Olliver DONALDSON | 1 MAY 2001 | 4 | 14 | | 7/11 | | | |
| 17 | Peter ELLIS | 11 JAN 1991 | 4 | | | | 1 | | |
| 19 | Phil ELLIS | 24 MAY 1993 | 4 | 2 | | 1/8 | | | |
| 20 | Paul IRELAND | 14 MAR 2001 | 4 | 71 | 1/1 | 35/56 | | | |
| 26 | Tom ROXBURGH | 31 MAY 1994 | 4 | | | | | | |
| 27 | Cameron ROSS | 27 JUN 1988 | 4 | | | | 1 | | |
| 34 | Alex BROWN | 5 MAR 2002 | 4 | | | | | | |
| 61 | Max BROOKES | 23 FEB 2002 | 4 | | | 0/1 | 1 | | |
| Head Coach Tim RAYNER | | | | | | | | | |

| NZL Played | | |
|------------|-----|--------|
| PR | CRO | 0-2 |
| PR | QAT | 0-2 |
| MR | USA | 0-2 |
| MR | BRA | 0-2 |
| PL 5-7 | PUR | 14 JUL |
| PL 5-7 | ARG | 14 JUL |

| Legend: | | | | | | | |
|---------|-----------------|------|-----------------|--------|----------------|----|-------------------------|
| 1-Pt | 1-Point Shots | 2-Pt | 2-Point Shots | PL 5-7 | Placement 5-7 | DR | Disqualification+Report |
| MP | Matches played | MR | Main Round | No. | Uniform Number | PR | Preliminary Round |
| SUS | 1st Suspensions | S+D | 2nd Suspensions | | | | |

Timing and Results provided by 





Match No.: 16 Court 1

Results

Puerto Rico 2 vs 0 New Zealand

Referees:
Josue RESENDIZ (MEX)
Jesus RUIZ (MEX)

1st Period: 23 - 12
2nd Period: 18 - 16

PUR - Puerto Rico

Headcoach: Abdiel ACEVEDO PEREZ

Team time outs: 2

| No. | Name | Total | | | | Goals / Shots | | | | | | | Punishments | | |
|--------|-----------------------------------|--------|-------|-------|-----|---------------|-----------|---------|-----------|------------|-------------|-------|-------------|-----|----|
| | | Points | Goals | Shots | % | 1-Pt All | 1-Pt Spin | Spin | In-flight | Specialist | Direct Goal | P6m | SUS | S+D | DR |
| 3 | Julian Jay DELGADO MOJICA | 3 | 2 | 5 | 40 | 1 / 1 | | 1 / 4 | | | | | | | |
| 5 | Owen GONZALEZ LEBRON | | | | | | | | | | | | | | |
| 7 | Leamsy ROSADO LUGO | | 0 | 1 | 0 | | | 0 / 1 | | | | | | | |
| 10 | Jodmel ROSADO LUGO | | | | | | | | | | | | | | |
| 11 | Francisco Javier PEREZ HERNANDEZ | 4 | 2 | 4 | 50 | | | | | 1 / 3 | | 1 / 1 | | | |
| 14 | Luis Guillermo GRATACOS RODRIGUEZ | 20 | 10 | 11 | 91 | | | 9 / 10 | 1 / 1 | | | | | | |
| 16 | Bryan Manuel RIVERA GONZALEZ | 2 | 1 | 1 | 100 | | | 1 / 1 | | | | | | | |
| 21 | John Elmer VAZQUEZ PABON | 6 | 3 | 8 | 38 | | | 2 / 4 | 1 / 4 | | | | | | |
| 29 | Angel Luis VARGAS CRUZ | | | | | | | | | | | | | | |
| 55 | Orlando GARCIA GONZALEZ | 6 | 3 | 4 | 75 | | | | | 3 / 4 | | | | | |
| Totals | | 41 | 21 | 34 | 62 | 1 / 1 | | 13 / 20 | 2 / 5 | 4 / 7 | | 1 / 1 | | | |


| No. | Goalkeeper | Total | | | Saves / Shots | | | | | | |
|--------|----------------------------------|-------|-------|----|---------------|-----------|--------|-----------|------------|-------------|-------|
| | | Saves | Shots | % | 1-Pt All | 1-Pt Spin | Spin | In-flight | Specialist | Direct Goal | P6m |
| 10 | Jodmel ROSADO LUGO | 5 | 12 | 42 | | | 4 / 7 | 0 / 2 | 1 / 3 | | |
| 11 | Francisco Javier PEREZ HERNANDEZ | 3 | 10 | 30 | | | 3 / 8 | | 0 / 1 | | 0 / 1 |
| Totals | | 8 | 22 | 36 | | | 7 / 15 | 0 / 2 | 1 / 4 | | 0 / 1 |

NZL - New Zealand

Headcoach: Tim RAYNER

| No. | Name | Total | | | | Goals / Shots | | | | | | | Punishments | | |
|--------|-------------------|--------|-------|-------|----|---------------|-----------|--------|-----------|------------|-------------|-------|-------------|-----|----|
| | | Points | Goals | Shots | % | 1-Pt All | 1-Pt Spin | Spin | In-flight | Specialist | Direct Goal | P6m | SUS | S+D | DR |
| 3 | James COCHRANE | | | | | | | | | | | | | | |
| 5 | Angus HAMILTON | 4 | 2 | 6 | 33 | | | 1 / 5 | 1 / 1 | | | | | | |
| 12 | Olliver DONALDSON | 2 | 1 | 3 | 33 | | | 1 / 3 | | | | | | | |
| 17 | Peter ELLIS | | | | | | | | | | | | | | |
| 19 | Phil ELLIS | 8 | 4 | 5 | 80 | | | 1 / 1 | | 3 / 4 | | | | | |
| 20 | Paul IRELAND | 14 | 7 | 12 | 58 | | | 5 / 9 | 1 / 2 | | | 1 / 1 | | | |
| 26 | Tom ROXBURGH | | | | | | | | | | | | | | |
| 27 | Cameron ROSS | | | | | | | | | | | | | | |
| 34 | Alex BROWN | | | | | | | | | | | | | | |
| 61 | Max BROOKES | | | | | | | | | | | | | | |
| Totals | | 28 | 14 | 26 | 54 | | | 8 / 18 | 2 / 3 | 3 / 4 | | 1 / 1 | | | |

| No. | Goalkeeper | Total | | | Saves / Shots | | | | | | |
|--------|--------------|-------|-------|----|---------------|-----------|--------|-----------|------------|-------------|-------|
| | | Saves | Shots | % | 1-Pt All | 1-Pt Spin | Spin | In-flight | Specialist | Direct Goal | P6m |
| 26 | Tom ROXBURGH | 2 | 14 | 14 | 0 / 1 | | 1 / 8 | 1 / 2 | 0 / 2 | | 0 / 1 |
| 34 | Alex BROWN | 4 | 13 | 31 | | | 2 / 8 | 1 / 2 | 1 / 3 | | |
| Totals | | 6 | 27 | 22 | 0 / 1 | | 3 / 16 | 2 / 4 | 1 / 5 | | 0 / 1 |


Timing and Results provided by  TISSOT



Match No.: 16 Court 1

Results

| Team Comparison | 1st Period | | | | 2nd Period | | | |
|--------------------|-------------|-----|-------------|----|-------------|-----|-------------|-----|
| | Puerto Rico | | New Zealand | | Puerto Rico | | New Zealand | |
| | Goals/Shots | % | Goals/Shots | % | Goals/Shots | % | Goals/Shots | % |
| In-flight Shots | 2 / 4 | 50 | 1 / 2 | 50 | 0 / 1 | 0 | 1 / 1 | 100 |
| Spin Shots | 6 / 8 | 75 | 5 / 11 | 45 | 7 / 12 | 58 | 3 / 7 | 43 |
| Specialist Shots | 3 / 6 | 50 | | | 1 / 1 | 100 | 3 / 4 | 75 |
| 1-Point Shots | 1 / 1 | 100 | | | | | | |
| Direct Goal Shots | | | | | | | | |
| 6-meter Shots | | | | | 1 / 1 | 100 | 1 / 1 | 100 |
| 1-Point Spin Shots | | | | | | | | |

Timing and Results provided by  TISSOT

BHAMTEAM4-----GFE-000100--_C73 1

Report Created THU 14 JUL 2022 15:12

Page 2 / 3





Match No.: 16 Court 1

Results

Puerto Rico 2 vs 0 New Zealand

Referees:
Josue RESENDIZ (MEX)
Jesus RUIZ (MEX)

1st Period: 23 - 12
2nd Period: 18 - 16

PUR - Puerto Rico

| No. | Name | Technical skills | | | | | |
|--------|-----------------------------------|------------------|--------|---------------|-------------------|---------------|-----------|
| | | Assists | Steals | Blocked Shots | Received 6m Fouls | Penalty Fouls | Turnovers |
| 3 | Julian Jay DELGADO MOJICA | | | | | | 1 |
| 5 | Owen GONZALEZ LEBRON | 1 | | | | | |
| 7 | Leamsy ROSADO LUGO | | | | | | |
| 10 | Jodmel ROSADO LUGO | | | | | | |
| 11 | Francisco Javier PEREZ HERNANDEZ | | | | | | 2 |
| 14 | Luis Guillermo GRATACOS RODRIGUEZ | | | | 1 | | |
| 16 | Bryan Manuel RIVERA GONZALEZ | | | | | 1 | |
| 21 | John Elmer VAZQUEZ PABON | 1 | | | | | |
| 29 | Angel Luis VARGAS CRUZ | | | | | | |
| 55 | Orlando GARCIA GONZALEZ | | | | | | |
| Team | | | | | | | |
| Totals | | 2 | | | 1 | 1 | 3 |

Running Score
PUR - NZL

| 1st Period | |
|-----------------------|---------------------|
| Perez Hernandez F. | 2 : 0 |
| Garcia Gonzalez O. | 2 : 2 IRELAND P. |
| Gratacos Rodriguez L. | 4 : 2 |
| Gratacos Rodriguez L. | 6 : 2 |
| Delgado Mojica J. | 8 : 2 |
| Delgado Mojica J. | 10 : 2 |
| Vazquez Pabon J. | 10 : 4 ELLIS P. |
| Garcia Gonzalez O. | 12 : 4 |
| Garcia Gonzalez O. | 14 : 4 |
| Garcia Gonzalez O. | 14 : 6 DONALDSON O. |
| Gratacos Rodriguez L. | 16 : 6 |
| Gratacos Rodriguez L. | 16 : 8 IRELAND P. |
| Gratacos Rodriguez L. | 18 : 8 |
| Gratacos Rodriguez L. | 18 : 10 HAMILTON A. |
| Gratacos Rodriguez L. | 18 : 12 HAMILTON A. |
| Gratacos Rodriguez L. | 20 : 12 |
| Delgado Mojica J. | 21 : 12 |
| Rivera Gonzalez B. | 23 : 12 |

NZL - New Zealand

| No. | Name | Technical skills | | | | | |
|--------|-------------------|------------------|--------|---------------|-------------------|---------------|-----------|
| | | Assists | Steals | Blocked Shots | Received 6m Fouls | Penalty Fouls | Turnovers |
| 3 | James COCHRANE | 2 | | | | | |
| 5 | Angus HAMILTON | | | | | | 2 |
| 12 | Olliver DONALDSON | | | | | | 3 |
| 17 | Peter ELLIS | | | | | 1 | |
| 19 | Phil ELLIS | | | | | | |
| 20 | Paul IRELAND | | | | 1 | | |
| 26 | Tom ROXBURGH | | | | | | |
| 27 | Cameron ROSS | | | | | | |
| 34 | Alex BROWN | | | | | | |
| 61 | Max BROOKES | | 1 | 2 | | | |
| Team | | | | | | | |
| Totals | | 2 | 1 | 2 | 1 | 1 | 5 |

| 2nd Period | |
|-----------------------|--------------------|
| | 0 : 2 ELLIS P. |
| | 0 : 4 IRELAND P. |
| | 0 : 6 IRELAND P. |
| Vazquez Pabon J. | 2 : 6 |
| Gratacos Rodriguez L. | 4 : 6 |
| Gratacos Rodriguez L. | 4 : 8 IRELAND P. |
| Gratacos Rodriguez L. | 6 : 8 |
| Garcia Gonzalez O. | 8 : 8 |
| Vazquez Pabon J. | 10 : 8 |
| Vazquez Pabon J. | 10 : 10 ELLIS P. |
| Vazquez Pabon J. | 10 : 12 IRELAND P. |
| Gratacos Rodriguez L. | 12 : 12 |
| Gratacos Rodriguez L. | 12 : 14 IRELAND P. |
| Perez Hernandez F. | 14 : 14 |
| Perez Hernandez F. | 14 : 16 ELLIS P. |
| Gratacos Rodriguez L. | 16 : 16 |
| Gratacos Rodriguez L. | 18 : 16 |

| Legend: | | | | | | | |
|---------|----------------|------|----------------|-----------|-------------------|------|------------------------------|
| % | Efficiency | 1-Pt | 1-Point-Shots | 1-Pt Spin | 1-Point-Spinshots | DR | Disqualification with Report |
| GG | Golden Goal | No. | Number | P6m | 6m Penalty Shots | Spin | Spinnshots |
| SUS | 1st Suspension | S+D | 2nd Suspension | | | | |

Timing and Results provided by TISSOT





Match No.: 17 Court 2

Start List

NZL - ARG

Referees: Pablo MARTINEZ ISOLA (URU) / Luis MONICO OTTADO (URU)

Technical Delegate A: Garrett PERKINS (USA)
Technical Delegate B: Jerome ROLLAND (FRA)
Timekeeper: Hector ORJUELA (COL)
Secretary: J. Camilo SALAMANCA (COL)

NZL - New Zealand

| No. | Name | Date of Birth | Competition Statistics | | | | | | |
|------------------------------|-------------------|---------------|------------------------|--------|------|-------|-----|-----|----|
| | | | MP | Points | 1-Pt | 2-Pt | SUS | S+D | DR |
| 3 | James COCHRANE | 14 APR 1987 | 4 | 8 | | 4/9 | | | |
| 5 | Angus HAMILTON | 27 MAR 2002 | 4 | 32 | | 16/30 | | | |
| 12 | Olliver DONALDSON | 1 MAY 2001 | 4 | 14 | | 7/11 | | | |
| 17 | Peter ELLIS | 11 JAN 1991 | 4 | | | | 1 | | |
| 19 | Phil ELLIS | 24 MAY 1993 | 4 | 2 | | 1/8 | | | |
| 20 | Paul IRELAND | 14 MAR 2001 | 4 | 71 | 1/1 | 35/56 | | | |
| 26 | Tom ROXBURGH | 31 MAY 1994 | 4 | | | | | | |
| 27 | Cameron ROSS | 27 JUN 1988 | 4 | | | | 1 | | |
| 34 | Alex BROWN | 5 MAR 2002 | 4 | | | | | | |
| 61 | Max BROOKES | 23 FEB 2002 | 4 | | | 0/1 | 1 | | |
| Head Coach Tim RAYNER | | | | | | | | | |

| NZL Played | | |
|------------|-----|--------|
| PR | CRO | 0-2 |
| PR | QAT | 0-2 |
| MR | USA | 0-2 |
| MR | BRA | 0-2 |
| PL 5-7 | PUR | 14 JUL |
| PL 5-7 | ARG | 14 JUL |

ARG - Argentina

| No. | Name | Date of Birth | Competition Statistics | | | | | | |
|-------------------------------------|-------------------------|---------------|------------------------|--------|------|-------|-----|-----|----|
| | | | MP | Points | 1-Pt | 2-Pt | SUS | S+D | DR |
| 1 | Gustavo OLIVERO | 26 JUN 1986 | 5 | 19 | 1/1 | 9/15 | | | |
| 3 | Nicolas Ezequiel MILLET | 4 AUG 2000 | 5 | 4 | | 2/2 | | | |
| 4 | Santiago VIDONDO | 6 MAY 2003 | 5 | 2 | | 1/4 | | | |
| 5 | Santino SPOSITO | 22 JUN 2002 | 5 | 63 | 1/1 | 31/44 | | | |
| 6 | Francisco DAUDINOT | 15 SEP 2000 | 5 | 22 | | 11/16 | | | |
| 7 | Nahuel BAPTISTA | 6 FEB 2000 | 5 | 72 | | 36/50 | | | |
| 9 | Tomas PAEZ | 14 DEC 2000 | 5 | | | | 2 | | |
| 10 | Alejo NOVILLO | 20 JUL 2000 | 5 | | | 0/3 | | | |
| 11 | Lucas MORAS | 2 MAY 1985 | 5 | 30 | | 15/20 | 1 | | |
| 12 | Fernando LOPEZ | 5 DEC 1983 | 5 | | | | 3 | | |
| Head Coach Sebastian FERRARO | | | | | | | | | |

| ARG Played | | |
|------------|-----|--------|
| PR | BRA | 0-2 |
| PR | USA | 0-2 |
| PR | PUR | 2-0 |
| MR | QAT | 0-2 |
| MR | CRO | 2-1 |
| PL 5-7 | NZL | 14 JUL |
| PL 5-7 | PUR | 15 JUL |

| Legend: | | | | | | | |
|-------------|-----------------|-------------|-----------------|-------------------|------------------------------|-----------|---|
| 1-Pt | 1-Point Shots | 2-Pt | 2-Point Shots | PL 5-7 No. | Placement 5-7 Uniform Number | DR | Disqualification+Report Preliminary Round |
| MP | Matches played | MR | Main Round | | | | |
| SUS | 1st Suspensions | S+D | 2nd Suspensions | | | | |

Timing and Results provided by  TISSOT





Match No.: 17 Court 2

Results

New Zealand 0 vs 2 Argentina

Referees:
Pablo MARTINEZ ISOLA (URU)
Luis MONICO OTTADO (URU)

1st Period: 22 - 25
2nd Period: 20 - 21

NZL - New Zealand

Headcoach: Tim RAYNER

Team time outs: 1

| No. | Name | Total | | | | Goals / Shots | | | | | | | Punishments | | |
|--------|-------------------|--------|-------|-------|-----|---------------|-----------|---------|-----------|------------|-------------|-------|-------------|-----|----|
| | | Points | Goals | Shots | % | 1-Pt All | 1-Pt Spin | Spin | In-flight | Specialist | Direct Goal | P6m | SUS | S+D | DR |
| 3 | James COCHRANE | 2 | 1 | 2 | 50 | | | | | 1 / 2 | | | | | |
| 5 | Angus HAMILTON | 14 | 7 | 7 | 100 | | | 3 / 3 | 1 / 1 | 3 / 3 | | | | | |
| 12 | Olliver DONALDSON | | | | | | | | | | | | | | |
| 17 | Peter ELLIS | | | | | | | | | | | | | | 1 |
| 19 | Phil ELLIS | 10 | 5 | 6 | 83 | | | 3 / 4 | | 2 / 2 | | | | | |
| 20 | Paul IRELAND | 14 | 7 | 10 | 70 | | | 4 / 6 | 1 / 2 | | | 2 / 2 | | | |
| 26 | Tom ROXBURGH | | | | | | | | | | | | | | |
| 27 | Cameron ROSS | 2 | 1 | 1 | 100 | | | 1 / 1 | | | | | | 1 | |
| 34 | Alex BROWN | | | | | | | | | | | | | | |
| 61 | Max BROOKES | | | | | | | | | | | | | 1 | |
| Totals | | 42 | 21 | 26 | 81 | | | 11 / 14 | 2 / 3 | 6 / 7 | | 2 / 2 | 2 | | 1 |

| No. | Goalkeeper | Total | | | Saves / Shots | | | | | | |
|--------|--------------|-------|-------|---|---------------|-----------|--------|-----------|------------|-------------|-----|
| | | Saves | Shots | % | 1-Pt All | 1-Pt Spin | Spin | In-flight | Specialist | Direct Goal | P6m |
| 26 | Tom ROXBURGH | 0 | 14 | 0 | 0 / 1 | | 0 / 8 | 0 / 3 | 0 / 1 | 0 / 1 | |
| 34 | Alex BROWN | 1 | 11 | 9 | 0 / 1 | | 1 / 8 | 0 / 2 | | | |
| Totals | | 1 | 25 | 4 | 0 / 2 | | 1 / 16 | 0 / 5 | 0 / 1 | 0 / 1 | |


ARG - Argentina

Headcoach: Sebastian FERRARO

Team time outs: 1

| No. | Name | Total | | | | Goals / Shots | | | | | | | Punishments | | |
|--------|-------------------------|--------|-------|-------|-----|---------------|-----------|---------|-----------|------------|-------------|-----|-------------|-----|----|
| | | Points | Goals | Shots | % | 1-Pt All | 1-Pt Spin | Spin | In-flight | Specialist | Direct Goal | P6m | SUS | S+D | DR |
| 1 | Gustavo OLIVERO | | 0 | 1 | 0 | | | | | 0 / 1 | | | | | |
| 3 | Nicolas Ezequiel MILLET | 2 | 1 | 1 | 100 | | | 1 / 1 | | | | | | | |
| 4 | Santiago VIDONDO | | | | | | | | | | | | 1 | | |
| 5 | Santino SPOSITO | 16 | 8 | 10 | 80 | | | 3 / 4 | 4 / 5 | 1 / 1 | | | | | |
| 6 | Francisco DAUDINOT | | | | | | | | | | | | | | |
| 7 | Nahuel BAPTISTA | 21 | 11 | 11 | 100 | 1 / 1 | | 10 / 10 | | | | | | | |
| 9 | Tomas PAEZ | | | | | | | | | | | | | | |
| 10 | Alejo NOVILLO | 2 | 1 | 1 | 100 | | | | | | 1 / 1 | | | | |
| 11 | Lucas MORAS | 5 | 3 | 4 | 75 | 1 / 1 | | 1 / 1 | 1 / 2 | | | | | | |
| 12 | Fernando LOPEZ | | | | | | | | | | | | | 1 | |
| Totals | | 46 | 24 | 28 | 86 | 2 / 2 | | 15 / 16 | 5 / 7 | 1 / 2 | 1 / 1 | | 2 | | |

| No. | Goalkeeper | Total | | | Saves / Shots | | | | | | |
|--------|---------------|-------|-------|----|---------------|-----------|--------|-----------|------------|-------------|-------|
| | | Saves | Shots | % | 1-Pt All | 1-Pt Spin | Spin | In-flight | Specialist | Direct Goal | P6m |
| 10 | Alejo NOVILLO | 4 | 25 | 16 | | | 2 / 13 | 1 / 3 | 1 / 7 | | 0 / 2 |
| Totals | | 4 | 25 | 16 | | | 2 / 13 | 1 / 3 | 1 / 7 | | 0 / 2 |

Timing and Results provided by  TISSOT



Match No.: 17 Court 2

Results

| Team Comparison | 1st Period | | | | 2nd Period | | | |
|--------------------|-------------|-----|-------------|-----|-------------|-----|-------------|-----|
| | New Zealand | | Argentina | | New Zealand | | Argentina | |
| | Goals/Shots | % | Goals/Shots | % | Goals/Shots | % | Goals/Shots | % |
| In-flight Shots | | | 1 / 2 | 50 | 2 / 3 | 67 | 4 / 5 | 80 |
| Spin Shots | 6 / 7 | 86 | 10 / 10 | 100 | 5 / 7 | 71 | 5 / 6 | 83 |
| Specialist Shots | 5 / 5 | 100 | 1 / 1 | 100 | 1 / 2 | 50 | 0 / 1 | 0 |
| 1-Point Shots | | | 1 / 1 | 100 | | | 1 / 1 | 100 |
| Direct Goal Shots | | | | | | | 1 / 1 | 100 |
| 6-meter Shots | | | | | 2 / 2 | 100 | | |
| 1-Point Spin Shots | | | | | | | | |



Match No.: 17 Court 2

Results

New Zealand 0 vs 2 Argentina

Referees:
Pablo MARTINEZ ISOLA (URU)
Luis MONICO OTTADO (URU)

1st Period: 22 - 25
2nd Period: 20 - 21

NZL - New Zealand

| No. | Name | Technical skills | | | | | |
|--------|-------------------|------------------|--------|---------------|-------------------|---------------|-----------|
| | | Assists | Steals | Blocked Shots | Received 6m Fouls | Penalty Fouls | Turnovers |
| 3 | James COCHRANE | 3 | | | | | |
| 5 | Angus HAMILTON | | | | 1 | | 4 |
| 12 | Olliver DONALDSON | | | | | | |
| 17 | Peter ELLIS | | | | | | |
| 19 | Phil ELLIS | | | | | | |
| 20 | Paul IRELAND | | | | 1 | | 1 |
| 26 | Tom ROXBURGH | | | | | | |
| 27 | Cameron ROSS | | | | | | |
| 34 | Alex BROWN | | | | | | |
| 61 | Max BROOKES | | | | | | |
| Team | | | | | | | |
| Totals | | 3 | | | 2 | | 6 |

ARG - Argentina

| No. | Name | Technical skills | | | | | |
|--------|-------------------------|------------------|--------|---------------|-------------------|---------------|-----------|
| | | Assists | Steals | Blocked Shots | Received 6m Fouls | Penalty Fouls | Turnovers |
| 1 | Gustavo OLIVERO | 3 | | | | | 1 |
| 3 | Nicolas Ezequiel MILLET | | | | | | |
| 4 | Santiago VIDONDO | | | | | 1 | |
| 5 | Santino SPOSITO | | | | | | 1 |
| 6 | Francisco DAUDINOT | | | | | | 1 |
| 7 | Nahuel BAPTISTA | 2 | | | | | 1 |
| 9 | Tomas PAEZ | | | | | | |
| 10 | Alejo NOVILLO | | | | | | |
| 11 | Lucas MORAS | | | | | | |
| 12 | Fernando LOPEZ | | | | | 1 | |
| Team | | | | | | | |
| Totals | | 5 | | | | 2 | 4 |

Running Score

NZL - ARG


1st Period

| | | |
|-------------|---------|-------------|
| HAMILTON A. | 2 : 0 | |
| | 2 : 2 | MORAS L. |
| | 2 : 4 | SPOSITO S. |
| | 2 : 6 | BAPTISTA N. |
| ELLIS P. | 4 : 6 | |
| IRELAND P. | 6 : 6 | |
| | 6 : 8 | BAPTISTA N. |
| | 6 : 10 | MORAS L. |
| | 6 : 12 | MILLET N. |
| | 6 : 14 | SPOSITO S. |
| ELLIS P. | 8 : 14 | |
| | 8 : 16 | BAPTISTA N. |
| HAMILTON A. | 10 : 16 | |
| HAMILTON A. | 12 : 16 | |
| IRELAND P. | 14 : 16 | |
| | 14 : 18 | BAPTISTA N. |
| | 14 : 20 | BAPTISTA N. |
| HAMILTON A. | 16 : 20 | |
| HAMILTON A. | 18 : 20 | |
| | 18 : 22 | BAPTISTA N. |
| IRELAND P. | 20 : 22 | |
| | 20 : 24 | SPOSITO S. |
| HAMILTON A. | 22 : 24 | |
| | 22 : 25 | BAPTISTA N. |

2nd Period

| | | |
|-------------|------------|-------------|
| ROSS C. | 2 : 0 | |
| | 2 : 2 | BAPTISTA N. |
| IRELAND P. | 4 : 2 | |
| | 4 : 4 | BAPTISTA N. |
| IRELAND P. | 6 : 4 | |
| | 6 : 6 | BAPTISTA N. |
| ELLIS P. | 8 : 6 | |
| | 8 : 8 | SPOSITO S. |
| | 8 : 10 | SPOSITO S. |
| COCHRANE J. | 10 : 10 | |
| | 10 : 12 | NOVILLO A. |
| IRELAND P. | 12 : 12 | |
| | 12 : 14 | SPOSITO S. |
| ELLIS P. | 14 : 14 | |
| HAMILTON A. | 16 : 14 | |
| | 16 : 16 | SPOSITO S. |
| ELLIS P. | 18 : 16 | |
| | 18 : 18 | SPOSITO S. |
| | 18 : 20 | BAPTISTA N. |
| IRELAND P. | 20 : 20 | |
| | 20 (GG) 21 | MORAS L. |

| Legend: | | | | | | | |
|---------|----------------|------|----------------|-----------|-------------------|------|------------------------------|
| % | Efficiency | 1-Pt | 1-Point-Shots | 1-Pt Spin | 1-Point-Spinshots | DR | Disqualification with Report |
| GG | Golden Goal | No. | Number | P6m | 6m Penalty Shots | Spin | Spinnshots |
| SUS | 1st Suspension | S+D | 2nd Suspension | | | | |

Timing and Results provided by 





Match No.: 18 Court 1

Start List

ARG - PUR

Referees: Tea LACKOVIC (CRO) / Natasa VISNJIC (CRO)

Technical Delegate A: Chatchai SANGSKEELUX (THA)
Technical Delegate B: Agnieszka SKOWRONEK (POL)
Timekeeper: Laura BUCHON PEREA (ESP)
Secretary: Patricia del VALLE ENCUENTRA (ESP)

ARG - Argentina

| No. | Name | Date of Birth | Competition Statistics | | | | | | |
|-------------------------------------|-------------------------|---------------|------------------------|--------|------|-------|-----|-----|----|
| | | | MP | Points | 1-Pt | 2-Pt | SUS | S+D | DR |
| 1 | Gustavo OLIVERO | 26 JUN 1986 | 6 | 19 | 1/1 | 9/16 | | | |
| 3 | Nicolas Ezequiel MILLET | 4 AUG 2000 | 6 | 6 | | 3/3 | | | |
| 4 | Santiago VIDONDO | 6 MAY 2003 | 6 | 2 | | 1/4 | 1 | | |
| 5 | Santino SPOSITO | 22 JUN 2002 | 6 | 79 | 1/1 | 39/54 | | | |
| 6 | Francisco DAUDINOT | 15 SEP 2000 | 6 | 22 | | 11/16 | | | |
| 7 | Nahuel BAPTISTA | 6 FEB 2000 | 6 | 93 | 1/1 | 46/60 | | | |
| 9 | Tomas PAEZ | 14 DEC 2000 | 6 | | | | 2 | | |
| 10 | Alejo NOVILLO | 20 JUL 2000 | 6 | 2 | | 1/4 | | | |
| 11 | Lucas MORAS | 2 MAY 1985 | 6 | 35 | 1/1 | 17/23 | 1 | | |
| 12 | Fernando LOPEZ | 5 DEC 1983 | 6 | | | | 4 | | |
| Head Coach Sebastian FERRARO | | | | | | | | | |

| ARG Played | | |
|------------|-----|--------|
| PR | BRA | 0-2 |
| PR | USA | 0-2 |
| PR | PUR | 2-0 |
| MR | QAT | 0-2 |
| MR | CRO | 2-1 |
| PL 5-7 | NZL | 2-0 |
| PL 5-7 | PUR | 15 JUL |

PUR - Puerto Rico

| No. | Name | Date of Birth | Competition Statistics | | | | | | |
|--|-----------------------------------|---------------|------------------------|--------|------|-------|-----|-----|----|
| | | | MP | Points | 1-Pt | 2-Pt | SUS | S+D | DR |
| 3 | Julian Jay DELGADO MOJICA | 29 NOV 2001 | 6 | 33 | 1/1 | 16/27 | | | |
| 5 | Owen GONZALEZ LEBRON | 18 JUL 1995 | 6 | 18 | | 9/17 | | | |
| 7 | Leamsy ROSADO LUGO | 29 NOV 1997 | 6 | | | 0/1 | 1 | | |
| 10 | Jodmel ROSADO LUGO | 1 FEB 2001 | 6 | | | | | | |
| 11 | Francisco Javier PEREZ HERNANDEZ | 21 SEP 1990 | 6 | 35 | 1/1 | 17/33 | 1 | | |
| 14 | Luis Guillermo GRATACOS RODRIGUEZ | 8 APR 1998 | 6 | 44 | | 22/32 | | | |
| 16 | Bryan Manuel RIVERA GONZALEZ | 4 MAY 2001 | 6 | 4 | | 2/3 | 3 | 1 | |
| 21 | John Elmer VAZQUEZ PABON | 23 FEB 2001 | 6 | 44 | | 22/45 | | | |
| 29 | Angel Luis VARGAS CRUZ | 31 JUL 1997 | 6 | 8 | | 4/7 | 3 | | |
| 55 | Orlando GARCIA GONZALEZ | 15 NOV 1985 | 6 | 12 | | 6/12 | | | 1 |
| Head Coach Abdiel ACEVEDO PEREZ (USA) | | | | | | | | | |

| PUR Played | | |
|------------|-----|--------|
| PR | USA | 0-2 |
| PR | BRA | 0-2 |
| PR | ARG | 0-2 |
| MR | CRO | 0-2 |
| MR | QAT | 0-2 |
| PL 5-7 | NZL | 2-0 |
| PL 5-7 | ARG | 15 JUL |

| Legend: | | | | | | | |
|---------|-----------------|------|-----------------|--------|----------------|----|-------------------------|
| 1-Pt | 1-Point Shots | 2-Pt | 2-Point Shots | PL 5-7 | Placement 5-7 | DR | Disqualification+Report |
| MP | Matches played | MR | Main Round | No. | Uniform Number | PR | Preliminary Round |
| SUS | 1st Suspensions | S+D | 2nd Suspensions | | | | |

Timing and Results provided by 





Match No.: 18 Court 1

Results

Argentina 2 vs 0 Puerto Rico

Referees:
Tea LACKOVIC (CRO)
Natasa VISNJIC (CRO)

1st Period: 18 - 12
2nd Period: 25 - 13

ARG - Argentina

Headcoach: Sebastian FERRARO

Team time outs: 2

| No. | Name | Total | | | | Goals / Shots | | | | | | Punishments | | | |
|--------|-------------------------|--------|-------|-------|-----|---------------|-----------|---------|-----------|------------|-------------|-------------|-----|-----|----|
| | | Points | Goals | Shots | % | 1-Pt All | 1-Pt Spin | Spin | In-flight | Specialist | Direct Goal | P6m | SUS | S+D | DR |
| 1 | Gustavo OLIVERO | | | | | | | | | | | | | | |
| 3 | Nicolas Ezequiel MILLET | | | | | | | | | | | | 1 | | |
| 4 | Santiago VIDONDO | 2 | 1 | 1 | 100 | | | 1 / 1 | | | | | | | |
| 5 | Santino SPOSITO | 10 | 5 | 6 | 83 | | | 0 / 1 | 5 / 5 | | | | | | |
| 6 | Francisco DAUDINOT | 4 | 2 | 2 | 100 | | | | | 2 / 2 | | | | | |
| 7 | Nahuel BAPTISTA | 18 | 9 | 12 | 75 | | | 9 / 11 | | | | 0 / 1 | | | |
| 9 | Tomas PAEZ | | | | | | | | | | | | | | |
| 10 | Alejo NOVILLO | 2 | 1 | 2 | 50 | | | | | | 1 / 2 | | | | |
| 11 | Lucas MORAS | 6 | 3 | 6 | 50 | | | 1 / 1 | 1 / 4 | | | 1 / 1 | 1 | | |
| 12 | Fernando LOPEZ | 1 | 1 | 1 | 100 | 1 / 1 | | | | | | | | | |
| Totals | | 43 | 22 | 30 | 73 | 1 / 1 | | 11 / 14 | 6 / 9 | 2 / 2 | 1 / 2 | 1 / 2 | 2 | | |

| No. | Goalkeeper | Total | | | | Saves / Shots | | | | | |
|--------|---------------|-------|-------|----|----------|---------------|--------|-----------|------------|-------------|-------|
| | | Saves | Shots | % | 1-Pt All | 1-Pt Spin | Spin | In-flight | Specialist | Direct Goal | P6m |
| 10 | Alejo NOVILLO | 4 | 18 | 22 | 0 / 3 | | 4 / 10 | | 0 / 4 | | 0 / 1 |
| Totals | | 4 | 18 | 22 | 0 / 3 | | 4 / 10 | | 0 / 4 | | 0 / 1 |


PUR - Puerto Rico

Headcoach: Abdiel ACEVEDO PEREZ

Team time outs: 2

| No. | Name | Total | | | | Goals / Shots | | | | | | Punishments | | | |
|--------|-----------------------------------|--------|-------|-------|-----|---------------|-----------|--------|-----------|------------|-------------|-------------|-----|-----|----|
| | | Points | Goals | Shots | % | 1-Pt All | 1-Pt Spin | Spin | In-flight | Specialist | Direct Goal | P6m | SUS | S+D | DR |
| 3 | Julian Jay DELGADO MOJICA | 3 | 2 | 3 | 67 | 1 / 1 | | 1 / 2 | | | | | | | |
| 5 | Owen GONZALEZ LEBRON | 6 | 3 | 4 | 75 | | | 3 / 4 | | | | | | | |
| 7 | Leamsy ROSADO LUGO | | 0 | 1 | 0 | | | 0 / 1 | | | | | 1 | | |
| 10 | Jodmel ROSADO LUGO | | | | | | | | | | | | | | |
| 11 | Francisco Javier PEREZ HERNANDEZ | 6 | 3 | 3 | 100 | | | | | 2 / 2 | | 1 / 1 | | | |
| 14 | Luis Guillermo GRATACOS RODRIGUEZ | 2 | 1 | 3 | 33 | | | 1 / 3 | | | | | | | |
| 16 | Bryan Manuel RIVERA GONZALEZ | | | | | | | | | | | | | | |
| 21 | John Elmer VAZQUEZ PABON | 3 | 2 | 4 | 50 | 1 / 1 | | 1 / 3 | | | | | | | |
| 29 | Angel Luis VARGAS CRUZ | | 0 | 1 | 0 | | | 0 / 1 | | | | | 1 | | |
| 55 | Orlando GARCIA GONZALEZ | 5 | 3 | 5 | 60 | 1 / 1 | | | | 2 / 4 | | | 1 | | |
| Totals | | 25 | 14 | 24 | 58 | 3 / 3 | | 6 / 14 | | 4 / 6 | | 1 / 1 | 3 | | |

| No. | Goalkeeper | Total | | | | Saves / Shots | | | | | |
|--------|----------------------------------|-------|-------|----|----------|---------------|--------|-----------|------------|-------------|-------|
| | | Saves | Shots | % | 1-Pt All | 1-Pt Spin | Spin | In-flight | Specialist | Direct Goal | P6m |
| 10 | Jodmel ROSADO LUGO | 4 | 17 | 24 | 0 / 1 | | 2 / 8 | 2 / 5 | 0 / 2 | 0 / 1 | |
| 11 | Francisco Javier PEREZ HERNANDEZ | 1 | 10 | 10 | | | 0 / 5 | 1 / 4 | | | 0 / 1 |
| Totals | | 5 | 27 | 19 | 0 / 1 | | 2 / 13 | 3 / 9 | 0 / 2 | 0 / 1 | 0 / 1 |

Timing and Results provided by  TISSOT



Match No.: 18 Court 1

Results

| Team Comparison | 1st Period | | | | 2nd Period | | | |
|--------------------|-------------|-----|-------------|-----|-------------|-----|-------------|-----|
| | Argentina | | Puerto Rico | | Argentina | | Puerto Rico | |
| | Goals/Shots | % | Goals/Shots | % | Goals/Shots | % | Goals/Shots | % |
| In-flight Shots | 3 / 5 | 60 | | | 3 / 4 | 75 | | |
| Spin Shots | 5 / 7 | 71 | 3 / 9 | 33 | 6 / 7 | 86 | 3 / 5 | 60 |
| Specialist Shots | 1 / 1 | 100 | 2 / 3 | 67 | 1 / 1 | 100 | 2 / 3 | 67 |
| 1-Point Shots | | | 2 / 2 | 100 | 1 / 1 | 100 | 1 / 1 | 100 |
| Direct Goal Shots | | | | | 1 / 2 | 50 | | |
| 6-meter Shots | 0 / 1 | 0 | | | 1 / 1 | 100 | 1 / 1 | 100 |
| 1-Point Spin Shots | | | | | | | | |



Match No.: 18 Court 1

Results

Argentina 2 vs 0 Puerto Rico

Referees:
Tea LACKOVIC (CRO)
Natasa VISNJIC (CRO)

1st Period: 18 - 12
2nd Period: 25 - 13

ARG - Argentina

| No. | Name | Technical skills | | | | | |
|--------|-------------------------|------------------|--------|---------------|-------------------|---------------|-----------|
| | | Assists | Steals | Blocked Shots | Received 6m Fouls | Penalty Fouls | Turnovers |
| 1 | Gustavo OLIVERO | | | | | | |
| 3 | Nicolas Ezequiel MILLET | | 1 | 2 | | | |
| 4 | Santiago VIDONDO | | | | | 1 | |
| 5 | Santino SPOSITO | | | | 1 | | 1 |
| 6 | Francisco DAUDINOT | | | | | | |
| 7 | Nahuel BAPTISTA | 3 | | | | | |
| 9 | Tomas PAEZ | | | | | | |
| 10 | Alejo NOVILLO | | | | | | |
| 11 | Lucas MORAS | 2 | | | 1 | | 2 |
| 12 | Fernando LOPEZ | | 2 | 1 | | | |
| Team | | | | | | | |
| Totals | | 5 | 3 | 3 | 2 | 1 | 3 |

Running Score

ARG - PUR

1st Period

| | | |
|-------------|---------|--------------------|
| MORAS L. | 2 : 0 | |
| | 2 : 2 | VAZQUEZ PABON J. |
| | 2 : 4 | GARCIA GONZALEZ O. |
| | 2 : 6 | PEREZ HERNANDEZ F. |
| BAPTISTA N. | 4 : 6 | |
| | 4 : 7 | VAZQUEZ PABON J. |
| BAPTISTA N. | 6 : 7 | |
| SPOSITO S. | 8 : 7 | |
| BAPTISTA N. | 10 : 7 | |
| BAPTISTA N. | 12 : 7 | |
| DAUDINOT F. | 14 : 7 | |
| | 14 : 9 | GONZALEZ LEBRON O. |
| SPOSITO S. | 16 : 9 | |
| MORAS L. | 18 : 9 | |
| | 18 : 10 | GARCIA GONZALEZ O. |
| | 18 : 12 | GONZALEZ LEBRON O. |


2nd Period

| | | |
|-------------|---------|-----------------------|
| VIDONDO S. | 2 : 0 | |
| | 2 : 2 | GRATACOS RODRIGUEZ L. |
| | 2 : 4 | GARCIA GONZALEZ O. |
| NOVILLO A. | 4 : 4 | |
| BAPTISTA N. | 6 : 4 | |
| SPOSITO S. | 8 : 4 | |
| | 8 : 6 | GONZALEZ LEBRON O. |
| BAPTISTA N. | 10 : 6 | |
| | 10 : 8 | DELGADO MOJICA J. |
| SPOSITO S. | 12 : 8 | |
| | 12 : 9 | DELGADO MOJICA J. |
| BAPTISTA N. | 14 : 9 | |
| BAPTISTA N. | 16 : 9 | |
| | 16 : 11 | PEREZ HERNANDEZ F. |
| MORAS L. | 18 : 11 | |
| SPOSITO S. | 20 : 11 | |
| BAPTISTA N. | 22 : 11 | |
| | 22 : 13 | PEREZ HERNANDEZ F. |
| DAUDINOT F. | 24 : 13 | |
| LOPEZ F. | 25 : 13 | |

PUR - Puerto Rico

| No. | Name | Technical skills | | | | | |
|--------|-----------------------------------|------------------|--------|---------------|-------------------|---------------|-----------|
| | | Assists | Steals | Blocked Shots | Received 6m Fouls | Penalty Fouls | Turnovers |
| 3 | Julian Jay DELGADO MOJICA | 1 | | | | | 3 |
| 5 | Owen GONZALEZ LEBRON | 1 | | | | | 2 |
| 7 | Leamsy ROSADO LUGO | | | | | 1 | |
| 10 | Jodmel ROSADO LUGO | | | | | | |
| 11 | Francisco Javier PEREZ HERNANDEZ | | | | | | 1 |
| 14 | Luis Guillermo GRATACOS RODRIGUEZ | | | | | | 3 |
| 16 | Bryan Manuel RIVERA GONZALEZ | | | | | | |
| 21 | John Elmer VAZQUEZ PABON | | | | 1 | | 5 |
| 29 | Angel Luis VARGAS CRUZ | | 1 | | | 1 | |
| 55 | Orlando GARCIA GONZALEZ | | | | | | |
| Team | | | | | | | |
| Totals | | 2 | 1 | | 1 | 2 | 14 |

| Legend: | | | | | | | |
|---------|----------------|------|----------------|-----------|-------------------|------|------------------------------|
| % | Efficiency | 1-Pt | 1-Point-Shots | 1-Pt Spin | 1-Point-Spinshots | DR | Disqualification with Report |
| GG | Golden Goal | No. | Number | P6m | 6m Penalty Shots | Spin | Spinnshots |
| SUS | 1st Suspension | S+D | 2nd Suspension | | | | |

Timing and Results provided by  TISSOT



Match No.: 13 Court 1

Start List

USA - NZL

Referees: Tea LACKOVIC (CRO) / Natasa VISNJIC (CRO)

Technical Delegate A: Ioannis MEIMARIDIS (GRE)
Technical Delegate B: Jerome ROLLAND (FRA)
Timekeeper: Laura BUCHON PEREA (ESP)
Secretary: Patricia del VALLE ENCUESTRA (ESP)

USA - United States

| No. | Name | Date of Birth | Competition Statistics | | | | | | |
|----------------------------------|-----------------------|---------------|------------------------|--------|------|-------|-----|-----|----|
| | | | MP | Points | 1-Pt | 2-Pt | SUS | S+D | DR |
| 1 | Willard JOHNSON | 18 AUG 1986 | 3 | | | | | | |
| 2 | Jamison WHITING | 7 JUN 1994 | 3 | 2 | | 1/1 | 1 | | |
| 3 | Cody DOMINIK | 20 AUG 2000 | 3 | 38 | | 19/28 | | | |
| 4 | Ebiye UDO-UDOMA | 6 OCT 1993 | 3 | 38 | 0/2 | 19/21 | | | |
| 5 | Charlie WHITE | 1 FEB 1981 | 3 | 4 | | 2/3 | | | |
| 7 | Mohamed FOFANA | 16 JAN 1997 | 3 | | | | | | |
| 8 | Gabe GOODREAU | 2 OCT 1986 | 3 | | | | | | |
| 9 | Matthew Michael KOMAN | 26 AUG 1988 | 3 | | | | | | |
| 11 | Jacob GARCIA | 21 APR 1995 | 3 | 34 | 0/1 | 17/25 | | | |
| 12 | Andrew DONLIN | 10 SEP 1992 | 3 | 27 | 1/1 | 13/19 | | | |
| Head Coach Michael HINSON | | | | | | | | | |

| USA Played | | |
|------------|-----|--------|
| PR | PUR | 2-0 |
| PR | ARG | 2-0 |
| PR | BRA | 0-2 |
| MR | NZL | 13 JUL |

NZL - New Zealand

| No. | Name | Date of Birth | Competition Statistics | | | | | | |
|------------------------------|-------------------|---------------|------------------------|--------|------|-------|-----|-----|----|
| | | | MP | Points | 1-Pt | 2-Pt | SUS | S+D | DR |
| 3 | James COCHRANE | 14 APR 1987 | 2 | 6 | | 3/6 | | | |
| 5 | Angus HAMILTON | 27 MAR 2002 | 2 | 14 | | 7/16 | | | |
| 12 | Olliver DONALDSON | 1 MAY 2001 | 2 | 4 | | 2/5 | | | |
| 17 | Peter ELLIS | 11 JAN 1991 | 2 | | | | | | |
| 19 | Phil ELLIS | 24 MAY 1993 | 2 | | | 0/4 | | | |
| 20 | Paul IRELAND | 14 MAR 2001 | 2 | 24 | | 12/24 | | | |
| 26 | Tom ROXBURGH | 31 MAY 1994 | 2 | | | | | | |
| 27 | Cameron ROSS | 27 JUN 1988 | 2 | | | | | | |
| 34 | Alex BROWN | 5 MAR 2002 | 2 | | | | | | |
| 61 | Max BROOKES | 23 FEB 2002 | 2 | | | 0/1 | | | |
| Head Coach Tim RAYNER | | | | | | | | | |

| NZL Played | | |
|------------|-----|--------|
| PR | CRO | 0-2 |
| PR | QAT | 0-2 |
| MR | USA | 13 JUL |
| MR | BRA | 13 JUL |

| Legend: | | | | | | | |
|-------------|-----------------|-------------|-----------------|---------------|----------------|-----------|-------------------------|
| 1-Pt | 1-Point Shots | 2-Pt | 2-Point Shots | PL 5-7 | Placement 5-7 | DR | Disqualification+Report |
| MP | Matches played | MR | Main Round | No. | Uniform Number | PR | Preliminary Round |
| SUS | 1st Suspensions | S+D | 2nd Suspensions | | | | |

Timing and Results provided by 





Match No.: 13 Court 1

Results

United States of America 2 vs 0 New Zealand

Referees:
Tea LACKOVIC (CRO)
Natasa VISNJIC (CRO)

1st Period: 30 - 21
2nd Period: 24 - 20

USA - United States

Headcoach: Michael HINSON

| No. | Name | Total | | | | Goals / Shots | | | | | | | Punishments | | | | |
|--------|-----------------------|--------|-------|-------|-----|---------------|-----------|-------|-----------|------------|-------------|-----|-------------|-----|----|---|---|
| | | Points | Goals | Shots | % | 1-Pt All | 1-Pt Spin | Spin | In-flight | Specialist | Direct Goal | P6m | SUS | S+D | DR | | |
| 1 | Willard JOHNSON | | | | | | | | | | | | | | | | |
| 2 | Jamison WHITING | | | | | | | | | | | | | | | | 1 |
| 3 | Cody DOMINIK | 14 | 7 | 7 | 100 | | | 3 / 3 | 4 / 4 | | | | | | | | |
| 4 | Ebiye UDO-UDOMA | 8 | 4 | 5 | 80 | | | 2 / 3 | 1 / 1 | | | | 1 / 1 | | | | |
| 5 | Charlie WHITE | | | | | | | | | | | | | | | | |
| 7 | Mohamed FOFANA | | | | | | | | | | | | | | | | |
| 8 | Gabe GOODREAU | | | | | | | | | | | | | | | | |
| 9 | Matthew Michael KOMAN | | | | | | | | | | | | | | | | |
| 11 | Jacob GARCIA | 12 | 6 | 6 | 100 | | | | | 6 / 6 | | | | | | | |
| 12 | Andrew DONLIN | 20 | 10 | 12 | 83 | | | 1 / 1 | 9 / 11 | | | | | | | | |
| Totals | | 54 | 27 | 30 | 90 | | | 6 / 7 | 14 / 16 | 6 / 6 | | | 1 / 1 | | | 2 | |

| No. | Goalkeeper | Total | | | Saves / Shots | | | | | | | |
|--------|---------------|-------|-------|----|---------------|-----------|--------|-----------|------------|-------------|-----|-------|
| | | Saves | Shots | % | 1-Pt All | 1-Pt Spin | Spin | In-flight | Specialist | Direct Goal | P6m | |
| 8 | Gabe GOODREAU | 9 | 30 | 30 | 0 / 1 | | 6 / 17 | 2 / 5 | 0 / 1 | | | 1 / 6 |
| Totals | | 9 | 30 | 30 | 0 / 1 | | 6 / 17 | 2 / 5 | 0 / 1 | | | 1 / 6 |

NZL - New Zealand

Headcoach: Tim RAYNER

| No. | Name | Total | | | | Goals / Shots | | | | | | | Punishments | | | | |
|--------|-------------------|--------|-------|-------|----|---------------|-----------|---------|-----------|------------|-------------|-----|-------------|-----|----|---|---|
| | | Points | Goals | Shots | % | 1-Pt All | 1-Pt Spin | Spin | In-flight | Specialist | Direct Goal | P6m | SUS | S+D | DR | | |
| 3 | James COCHRANE | 2 | 1 | 2 | 50 | | | 1 / 1 | | 0 / 1 | | | | | | | |
| 5 | Angus HAMILTON | 10 | 5 | 7 | 71 | | | 5 / 7 | | | | | | | | | |
| 12 | Olliver DONALDSON | 2 | 1 | 2 | 50 | | | 1 / 1 | 0 / 1 | | | | | | | | |
| 17 | Peter ELLIS | | | | | | | | | | | | | | | | |
| 19 | Phil ELLIS | 2 | 1 | 2 | 50 | | | 0 / 1 | | 1 / 1 | | | | | | | |
| 20 | Paul IRELAND | 25 | 13 | 18 | 72 | 1 / 1 | | 4 / 7 | 3 / 4 | | | | 5 / 6 | | | | |
| 26 | Tom ROXBURGH | | | | | | | | | | | | | | | | |
| 27 | Cameron ROSS | | | | | | | | | | | | | | | | 1 |
| 34 | Alex BROWN | | | | | | | | | | | | | | | | |
| 61 | Max BROOKES | | | | | | | | | | | | | | | | |
| Totals | | 41 | 21 | 31 | 68 | 1 / 1 | | 11 / 17 | 3 / 5 | 1 / 2 | | | 5 / 6 | | | 1 | |

| No. | Goalkeeper | Total | | | Saves / Shots | | | | | | | |
|--------|--------------|-------|-------|---|---------------|-----------|-------|-----------|------------|-------------|-----|-------|
| | | Saves | Shots | % | 1-Pt All | 1-Pt Spin | Spin | In-flight | Specialist | Direct Goal | P6m | |
| 26 | Tom ROXBURGH | 0 | 19 | 0 | | | 0 / 4 | 0 / 10 | 0 / 4 | | | 0 / 1 |
| 34 | Alex BROWN | 0 | 8 | 0 | | | 0 / 2 | 0 / 4 | 0 / 2 | | | |
| Totals | | 0 | 27 | 0 | | | 0 / 6 | 0 / 14 | 0 / 6 | | | 0 / 1 |

Timing and Results provided by 



Match No.: 13 Court 1

Results

| Team Comparison | 1st Period | | | | 2nd Period | | | |
|--------------------|--------------------------|-----|-------------|-----|--------------------------|-----|-------------|-----|
| | United States of America | | New Zealand | | United States of America | | New Zealand | |
| | Goals/Shots | % | Goals/Shots | % | Goals/Shots | % | Goals/Shots | % |
| In-flight Shots | 8 / 9 | 89 | 0 / 2 | 0 | 6 / 7 | 86 | 3 / 3 | 100 |
| Spin Shots | 4 / 4 | 100 | 6 / 9 | 67 | 2 / 3 | 67 | 5 / 8 | 63 |
| Specialist Shots | 2 / 2 | 100 | 1 / 1 | 100 | 4 / 4 | 100 | 0 / 1 | 0 |
| 1-Point Shots | | | 1 / 1 | 100 | | | | |
| Direct Goal Shots | | | | | | | | |
| 6-meter Shots | 1 / 1 | 100 | 3 / 3 | 100 | | | 2 / 3 | 67 |
| 1-Point Spin Shots | | | | | | | | |



Match No.: 13 Court 1

Results

United States of America 2 vs 0 New Zealand

Referees:
Tea LACKOVIC (CRO)
Natasa VISNJIC (CRO)

1st Period: 30 - 21
2nd Period: 24 - 20

USA - United States

| No. | Name | Technical skills | | | | | |
|--------|-----------------------|------------------|--------|---------------|-------------------|---------------|-----------|
| | | Assists | Steals | Blocked Shots | Received 6m Fouls | Penalty Fouls | Turnovers |
| 1 | Willard JOHNSON | | | | | 2 | |
| 2 | Jamison WHITING | | | | | 3 | |
| 3 | Cody DOMINIK | 1 | | | | | 1 |
| 4 | Ebiye UDO-UDOMA | 11 | | | 1 | | |
| 5 | Charlie WHITE | | | | | | |
| 7 | Mohamed FOFANA | | | | | | |
| 8 | Gabe GOODREAU | | | | | | |
| 9 | Matthew Michael KOMAN | | | | | 1 | |
| 11 | Jacob GARCIA | | | | | | 1 |
| 12 | Andrew DONLIN | | | | | | |
| Team | | | | | | | |
| Totals | | 12 | | | 1 | 6 | 2 |

NZL - New Zealand

| No. | Name | Technical skills | | | | | |
|--------|-------------------|------------------|--------|---------------|-------------------|---------------|-----------|
| | | Assists | Steals | Blocked Shots | Received 6m Fouls | Penalty Fouls | Turnovers |
| 3 | James COCHRANE | | | | | | 2 |
| 5 | Angus HAMILTON | | | | 2 | | 1 |
| 12 | Olliver DONALDSON | | | | | | |
| 17 | Peter ELLIS | | | | | | |
| 19 | Phil ELLIS | | | | 1 | | 1 |
| 20 | Paul IRELAND | | | | 3 | | 1 |
| 26 | Tom ROXBURGH | | | | | | |
| 27 | Cameron ROSS | | | | | 1 | |
| 34 | Alex BROWN | | | | | | |
| 61 | Max BROOKES | | | | | | |
| Team | | | | | | | 1 |
| Totals | | | | | 6 | 1 | 6 |

Running Score

USA - NZL

1st Period

| | |
|--------------|-------------|
| UDO-UDOMA E. | 2 : 0 |
| 2 : 2 | ELLIS P. |
| DOMINIK C. | 4 : 2 |
| 4 : 4 | COCHRANE J. |
| UDO-UDOMA E. | 6 : 4 |
| 6 : 5 | IRELAND P. |
| DONLIN A. | 8 : 5 |
| 8 : 7 | IRELAND P. |
| DONLIN A. | 10 : 7 |
| 10 : 9 | IRELAND P. |
| DOMINIK C. | 12 : 9 |
| DOMINIK C. | 14 : 9 |
| 14 : 11 | IRELAND P. |
| DOMINIK C. | 16 : 11 |
| 16 : 13 | IRELAND P. |
| DONLIN A. | 18 : 13 |
| 18 : 15 | HAMILTON A. |
| DOMINIK C. | 20 : 15 |
| GARCIA J. | 22 : 15 |
| 22 : 17 | IRELAND P. |
| DONLIN A. | 24 : 17 |
| 24 : 19 | HAMILTON A. |
| DOMINIK C. | 26 : 19 |
| GARCIA J. | 28 : 19 |
| 28 : 21 | IRELAND P. |
| DOMINIK C. | 30 : 21 |

2nd Period

| | |
|--------------|--------------|
| UDO-UDOMA E. | 2 : 0 |
| DONLIN A. | 4 : 0 |
| UDO-UDOMA E. | 6 : 0 |
| 6 : 2 | HAMILTON A. |
| DONLIN A. | 8 : 2 |
| 8 : 4 | IRELAND P. |
| GARCIA J. | 10 : 4 |
| 10 : 6 | IRELAND P. |
| DONLIN A. | 12 : 6 |
| 12 : 8 | DONALDSON O. |
| GARCIA J. | 14 : 8 |
| 14 : 10 | IRELAND P. |
| GARCIA J. | 16 : 10 |
| 16 : 12 | HAMILTON A. |
| DONLIN A. | 18 : 12 |
| 18 : 14 | IRELAND P. |
| DONLIN A. | 20 : 14 |
| 20 : 16 | IRELAND P. |
| GARCIA J. | 22 : 16 |
| 22 : 18 | IRELAND P. |
| DONLIN A. | 24 : 18 |
| 24 : 20 | HAMILTON A. |


Timing and Results provided by TISSOT



Match No.: 13 Court 1

Results

| Legend: | | | | | | | |
|---------|----------------|------|----------------|-----------|-------------------|------|------------------------------|
| % | Efficiency | 1-Pt | 1-Point-Shots | 1-Pt Spin | 1-Point-Spinshots | DR | Disqualification with Report |
| GG | Golden Goal | No. | Number | P6m | 6m Penalty Shots | Spin | Spinshots |
| SUS | 1st Suspension | S+D | 2nd Suspension | | | | |

Timing and Results provided by  TISSOT





Match No.: 10 Court 1

Start List

BRA - NZL

Referees: Josue RESENDIZ (MEX) / Jesus RUIZ (MEX)

Technical Delegate A: Garrett PERKINS (USA)
Technical Delegate B: Agnieszka SKOWRONEK (POL)
Timekeeper: Pablo MARTINEZ ISOLA (URU)
Secretary: Luis MONICO OTTADO (URU)

BRA - Brazil

| No. | Name | Date of Birth | Competition Statistics | | | | | | | |
|--------------------------------------|------------------------------|---------------|------------------------|--------|------|-------|-----|-----|----|--|
| | | | MP | Points | 1-Pt | 2-Pt | SUS | S+D | DR | |
| 1 | Cris ROSSA | 21 FEB 1986 | 3 | | | | | | | |
| 2 | Andre SIMOES | 31 MAY 1999 | 3 | 10 | | 5/6 | | | | |
| 3 | Renan CARVALHO | 3 NOV 1992 | 3 | 35 | 1/2 | 17/20 | | | | |
| 4 | Bruno GOMES GAMA | 28 MAY 1993 | 3 | 4 | | 2/4 | | | | |
| 5 | Nailson AMARAL | 3 JUL 1990 | 3 | 23 | 1/3 | 11/16 | | | | |
| 6 | Bruno OLIVEIRA | 29 DEC 1985 | 3 | 18 | | 9/10 | | | | |
| 10 | Gil PIRES | 24 JAN 1982 | 3 | 57 | 3/3 | 27/27 | | | | |
| 11 | Thiago de OLIVEIRA BARCELLOS | 28 APR 1987 | 3 | | | | 3 | | | |
| 14 | Marcelo TULLER | 18 APR 1995 | 3 | 2 | | 1/2 | | | | |
| 25 | Hugo FERNANDES | 31 OCT 1995 | 3 | | | | 2 | | | |
| Head Coach Djandro NASCIMENTO | | | | | | | | | | |

| BRA Played | | |
|------------|-----|--------|
| PR | ARG | 2-0 |
| PR | PUR | 2-0 |
| PR | USA | 2-0 |
| MR | NZL | 13 JUL |

NZL - New Zealand

| No. | Name | Date of Birth | Competition Statistics | | | | | | | |
|------------------------------|-------------------|---------------|------------------------|--------|------|-------|-----|-----|----|--|
| | | | MP | Points | 1-Pt | 2-Pt | SUS | S+D | DR | |
| 3 | James COCHRANE | 14 APR 1987 | 2 | 6 | | 3/6 | | | | |
| 5 | Angus HAMILTON | 27 MAR 2002 | 2 | 14 | | 7/16 | | | | |
| 12 | Olliver DONALDSON | 1 MAY 2001 | 2 | 4 | | 2/5 | | | | |
| 17 | Peter ELLIS | 11 JAN 1991 | 2 | | | | | | | |
| 19 | Phil ELLIS | 24 MAY 1993 | 2 | | | 0/4 | | | | |
| 20 | Paul IRELAND | 14 MAR 2001 | 2 | 24 | | 12/24 | | | | |
| 26 | Tom ROXBURGH | 31 MAY 1994 | 2 | | | | | | | |
| 27 | Cameron ROSS | 27 JUN 1988 | 2 | | | | | | | |
| 34 | Alex BROWN | 5 MAR 2002 | 2 | | | | | | | |
| 61 | Max BROOKES | 23 FEB 2002 | 2 | | | 0/1 | | | | |
| Head Coach Tim RAYNER | | | | | | | | | | |

| NZL Played | | |
|------------|-----|--------|
| PR | CRO | 0-2 |
| PR | QAT | 0-2 |
| MR | USA | 13 JUL |
| MR | BRA | 13 JUL |

| Legend: | | | | | | | |
|---------|-----------------|------|-----------------|--------|----------------|----|-------------------------|
| 1-Pt | 1-Point Shots | 2-Pt | 2-Point Shots | PL 5-7 | Placement 5-7 | DR | Disqualification+Report |
| MP | Matches played | MR | Main Round | No. | Uniform Number | PR | Preliminary Round |
| SUS | 1st Suspensions | S+D | 2nd Suspensions | | | | |

Timing and Results provided by 





Match No.: 10 Court 1

Results

Brazil 2 vs 0 New Zealand

Referees:
Josue RESENDIZ (MEX)
Jesus RUIZ (MEX)

1st Period: 32 - 18
2nd Period: 26 - 20

BRA - Brazil

Headcoach: Djandro NASCIMENTO

Team time outs: 1

| No. | Name | Total | | | | Goals / Shots | | | | | | | Punishments | | |
|--------|------------------|--------|-------|-------|-----|---------------|-----------|---------|-----------|------------|-------------|-----|-------------|-----|----|
| | | Points | Goals | Shots | % | 1-Pt All | 1-Pt Spin | Spin | In-flight | Specialist | Direct Goal | P6m | SUS | S+D | DR |
| 1 | Cris ROSSA | 2 | 1 | 1 | 100 | | | | | | 1 / 1 | | | | |
| 2 | Andre SIMOES | 4 | 2 | 2 | 100 | | | | 2 / 2 | | | | | | |
| 3 | Renan CARVALHO | 16 | 8 | 10 | 80 | | | 2 / 3 | 6 / 7 | | | | | | |
| 4 | Bruno GOMES GAMA | | | | | | | | | | | | | | |
| 5 | Nailson AMARAL | 12 | 6 | 6 | 100 | | | 3 / 3 | 3 / 3 | | | | | | |
| 6 | Bruno OLIVEIRA | 4 | 2 | 2 | 100 | | | | | 2 / 2 | | | | | |
| 10 | Gil PIRES | 20 | 10 | 13 | 77 | | | 6 / 7 | 4 / 6 | | | | | | |
| 11 | JORDAN Thiago | | | | | | | | | | | | | | |
| 14 | Marcelo TULLER | | | | | | | | | | | | | | |
| 25 | Hugo FERNANDES | | | | | | | | | | | | | | |
| Totals | | 58 | 29 | 34 | 85 | | | 11 / 13 | 15 / 18 | 2 / 2 | 1 / 1 | | | | |

| No. | Goalkeeper | Total | | | | Saves / Shots | | | | | | |
|--------|------------|-------|-------|----|----------|---------------|--------|-----------|------------|-------------|-----|--|
| | | Saves | Shots | % | 1-Pt All | 1-Pt Spin | Spin | In-flight | Specialist | Direct Goal | P6m | |
| 1 | Cris ROSSA | 5 | 24 | 21 | | | 3 / 15 | 1 / 8 | 1 / 1 | | | |
| Totals | | 5 | 24 | 21 | | | 3 / 15 | 1 / 8 | 1 / 1 | | | |

NZL - New Zealand

Headcoach: Tim RAYNER

| No. | Name | Total | | | | Goals / Shots | | | | | | | Punishments | | |
|--------|-------------------|--------|-------|-------|-----|---------------|-----------|---------|-----------|------------|-------------|-----|-------------|-----|----|
| | | Points | Goals | Shots | % | 1-Pt All | 1-Pt Spin | Spin | In-flight | Specialist | Direct Goal | P6m | SUS | S+D | DR |
| 3 | James COCHRANE | | 0 | 1 | 0 | | | | | 0 / 1 | | | | | |
| 5 | Angus HAMILTON | 8 | 4 | 7 | 57 | | | 3 / 5 | 1 / 2 | | | | | | |
| 12 | Olliver DONALDSON | 8 | 4 | 4 | 100 | | | 2 / 2 | 2 / 2 | | | | | | |
| 17 | Peter ELLIS | | | | | | | | | | | | 1 | | |
| 19 | Phil ELLIS | | 0 | 2 | 0 | | | 0 / 1 | | 0 / 1 | | | | | |
| 20 | Paul IRELAND | 22 | 11 | 15 | 73 | | | 7 / 9 | 4 / 6 | | | | | | |
| 26 | Tom ROXBURGH | | | | | | | | | | | | | | |
| 27 | Cameron ROSS | | | | | | | | | | | | | | |
| 34 | Alex BROWN | | | | | | | | | | | | | | |
| 61 | Max BROOKES | | | | | | | | | | | | 1 | | |
| Totals | | 38 | 19 | 29 | 66 | | | 12 / 17 | 7 / 10 | 0 / 2 | | | 2 | | |

| No. | Goalkeeper | Total | | | | Saves / Shots | | | | | | |
|--------|--------------|-------|-------|----|----------|---------------|--------|-----------|------------|-------------|-----|--|
| | | Saves | Shots | % | 1-Pt All | 1-Pt Spin | Spin | In-flight | Specialist | Direct Goal | P6m | |
| 26 | Tom ROXBURGH | 3 | 20 | 15 | | | 2 / 6 | 1 / 12 | 0 / 2 | | | |
| 34 | Alex BROWN | 2 | 14 | 14 | | | 0 / 7 | 2 / 6 | | 0 / 1 | | |
| Totals | | 5 | 34 | 15 | | | 2 / 13 | 3 / 18 | 0 / 2 | 0 / 1 | | |


Timing and Results provided by  TISSOT



Match No.: 10 Court 1

Results

| Team Comparison | 1st Period | | | | 2nd Period | | | |
|--------------------|-------------|-----|-------------|----|-------------|-----|-------------|-----|
| | Brazil | | New Zealand | | Brazil | | New Zealand | |
| | Goals/Shots | % | Goals/Shots | % | Goals/Shots | % | Goals/Shots | % |
| In-flight Shots | 7 / 9 | 78 | 5 / 8 | 63 | 8 / 9 | 89 | 2 / 2 | 100 |
| Spin Shots | 7 / 7 | 100 | 4 / 7 | 57 | 4 / 6 | 67 | 8 / 10 | 80 |
| Specialist Shots | 1 / 1 | 100 | 0 / 1 | 0 | 1 / 1 | 100 | 0 / 1 | 0 |
| 1-Point Shots | | | | | | | | |
| Direct Goal Shots | 1 / 1 | 100 | | | | | | |
| 6-meter Shots | | | | | | | | |
| 1-Point Spin Shots | | | | | | | | |

Timing and Results provided by  TISSOT



Match No.: 10 Court 1

Results

Brazil 2 vs 0 New Zealand

Referees:
Josue RESENDIZ (MEX)
Jesus RUIZ (MEX)

1st Period: 32 - 18
2nd Period: 26 - 20

BRA - Brazil

| No. | Name | Technical skills | | | | | |
|--------|------------------|------------------|--------|---------------|-------------------|---------------|-----------|
| | | Assists | Steals | Blocked Shots | Received 6m Fouls | Penalty Fouls | Turnovers |
| 1 | Cris ROSSA | | | | | | |
| 2 | Andre SIMOES | | | | | | |
| 3 | Renan CARVALHO | 1 | | | | | |
| 4 | Bruno GOMES GAMA | | | | | | |
| 5 | Nailson AMARAL | 2 | | | | | |
| 6 | Bruno OLIVEIRA | | | | | | |
| 10 | Gil PIRES | 3 | | | | | 1 |
| 11 | JORDAN Thiago | | | | | | |
| 14 | Marcelo TULLER | | 1 | 2 | | | |
| 25 | Hugo FERNANDES | | | 2 | | | |
| Team | | | | | | | |
| Totals | | 6 | 1 | 4 | | | 1 |

NZL - New Zealand

| No. | Name | Technical skills | | | | | |
|--------|-------------------|------------------|--------|---------------|-------------------|---------------|-----------|
| | | Assists | Steals | Blocked Shots | Received 6m Fouls | Penalty Fouls | Turnovers |
| 3 | James COCHRANE | 2 | | | | | 2 |
| 5 | Angus HAMILTON | 2 | | | | | 1 |
| 12 | Olliver DONALDSON | | | | | | |
| 17 | Peter ELLIS | | | | | | |
| 19 | Phil ELLIS | | | | | | |
| 20 | Paul IRELAND | | | | | | |
| 26 | Tom ROXBURGH | | | | | | |
| 27 | Cameron ROSS | | 1 | | | | |
| 34 | Alex BROWN | | | | | | |
| 61 | Max BROOKES | | | | | | |
| Team | | | | | | | 3 |
| Totals | | 4 | 1 | | | | 6 |

Running Score


BRA - NZL

1st Period

| | | |
|-------------|---------|--------------|
| PIRES G. | 2 : 0 | |
| | 2 : 2 | DONALDSON O. |
| CARVALHO R. | 4 : 2 | |
| | 4 : 4 | IRELAND P. |
| CARVALHO R. | 6 : 4 | |
| | 6 : 6 | IRELAND P. |
| CARVALHO R. | 8 : 6 | |
| | 8 : 8 | HAMILTON A. |
| OLIVEIRA B. | 10 : 8 | |
| | 10 : 10 | DONALDSON O. |
| PIRES G. | 12 : 10 | |
| PIRES G. | 14 : 10 | |
| | 14 : 12 | IRELAND P. |
| PIRES G. | 16 : 12 | |
| PIRES G. | 18 : 12 | |
| | 18 : 14 | HAMILTON A. |
| PIRES G. | 20 : 14 | |
| PIRES G. | 22 : 14 | |
| PIRES G. | 24 : 14 | |
| SIMOES A. | 26 : 14 | |
| | 26 : 16 | DONALDSON O. |
| SIMOES A. | 28 : 16 | |
| | 28 : 18 | IRELAND P. |
| PIRES G. | 30 : 18 | |
| ROSSA C. | 32 : 18 | |

2nd Period

| | | |
|-------------|---------|--------------|
| | 0 : 2 | HAMILTON A. |
| AMARAL N. | 2 : 2 | |
| PIRES G. | 4 : 2 | |
| | 4 : 4 | IRELAND P. |
| | 4 : 6 | IRELAND P. |
| AMARAL N. | 6 : 6 | |
| | 6 : 8 | IRELAND P. |
| AMARAL N. | 8 : 8 | |
| | 8 : 10 | IRELAND P. |
| AMARAL N. | 10 : 10 | |
| | 10 : 12 | IRELAND P. |
| CARVALHO R. | 12 : 12 | |
| | 12 : 14 | HAMILTON A. |
| CARVALHO R. | 14 : 14 | |
| | 14 : 16 | IRELAND P. |
| AMARAL N. | 16 : 16 | |
| CARVALHO R. | 18 : 16 | |
| | 18 : 18 | IRELAND P. |
| CARVALHO R. | 20 : 18 | |
| CARVALHO R. | 22 : 18 | |
| AMARAL N. | 24 : 18 | |
| | 24 : 20 | DONALDSON O. |
| OLIVEIRA B. | 26 : 20 | |


Timing and Results provided by 



Match No.: 10 Court 1

Results

| Legend: | | | | | | | |
|---------|----------------|------|----------------|-----------|-------------------|------|------------------------------|
| % | Efficiency | 1-Pt | 1-Point-Shots | 1-Pt Spin | 1-Point-Spinshots | DR | Disqualification with Report |
| GG | Golden Goal | No. | Number | P6m | 6m Penalty Shots | Spin | Spinshots |
| SUS | 1st Suspension | S+D | 2nd Suspension | | | | |

Timing and Results provided by  TISSOT

BHAMTEAM4-----GMD-000100--_C73 1

Report Created WED 13 JUL 2022 17:43

Page 4 / 4





Match No.: 11 Court 2

Start List

CRO - PUR

Referees: Pablo MARTINEZ ISOLA (URU) / Luis MONICO OTTADO (URU)

Technical Delegate A: Juan de ARMA (ARG)

Technical Delegate B: Garrett PERKINS (USA)

Timekeeper: Nichlas NYGAARD (DEN)

Secretary: Jonas PRIMDAHL (DEN)

CRO - Croatia

| No. | Name | Date of Birth | Competition Statistics | | | | | | |
|-----------------------------------|------------------------|---------------|------------------------|--------|------|-------|-----|-----|----|
| | | | MP | Points | 1-Pt | 2-Pt | SUS | S+D | DR |
| 3 | Tomislav LAUS | 5 APR 1988 | 2 | | | | | | |
| 4 | Ivan DUMENCIC | 10 JUL 1990 | 2 | 18 | 2/2 | 8/12 | | | |
| 5 | Ivan JURIC | 16 DEC 1986 | 2 | 10 | | 5/6 | | | |
| 6 | Filip GORICANEC | 2 NOV 1997 | 2 | 16 | | 8/8 | | | |
| 11 | Dominik MARKOVIC | 2 JUN 1998 | 2 | | | | | | |
| 18 | Lucian BURA | 14 AUG 1997 | 2 | 38 | | 19/26 | | | |
| 19 | Josip DUKES | 3 JUN 1996 | 2 | | | 0/1 | 1 | | |
| 22 | Valentino VALENTAKOVIC | 24 JAN 1993 | 2 | 19 | 1/1 | 9/13 | | | |
| 24 | Josip LEKO | 24 APR 1994 | 2 | | | | | | |
| 30 | Nikola FINEK | 19 SEP 1999 | 2 | | | | | | |
| Head Coach Mladen PARADZIK | | | | | | | | | |

| CRO Played | | |
|------------|-----|--------|
| PR | NZL | 2-0 |
| PR | QAT | 2-0 |
| MR | PUR | 13 JUL |
| MR | ARG | 13 JUL |

PUR - Puerto Rico

| No. | Name | Date of Birth | Competition Statistics | | | | | | |
|--|-----------------------------------|---------------|------------------------|--------|------|-------|-----|-----|----|
| | | | MP | Points | 1-Pt | 2-Pt | SUS | S+D | DR |
| 3 | Julian Jay DELGADO MOJICA | 29 NOV 2001 | 3 | 26 | | 13/19 | | | |
| 5 | Owen GONZALEZ LEBRON | 18 JUL 1995 | 3 | 12 | | 6/13 | | | |
| 7 | Leamsy ROSADO LUGO | 29 NOV 1997 | 3 | | | | 1 | | |
| 10 | Jodmel ROSADO LUGO | 1 FEB 2001 | 3 | | | | | | |
| 11 | Francisco Javier PEREZ HERNANDEZ | 21 SEP 1990 | 3 | 12 | | 6/15 | 1 | | |
| 14 | Luis Guillermo GRATACOS RODRIGUEZ | 8 APR 1998 | 3 | 18 | | 9/13 | | | |
| 16 | Bryan Manuel RIVERA GONZALEZ | 4 MAY 2001 | 3 | | | | 2 | | |
| 21 | John Elmer VAZQUEZ PABON | 23 FEB 2001 | 3 | 20 | | 10/22 | | | |
| 29 | Angel Luis VARGAS CRUZ | 31 JUL 1997 | 3 | 2 | | 1/2 | 2 | | |
| 55 | Orlando GARCIA GONZALEZ | 15 NOV 1985 | 3 | | | 0/1 | | | 1 |
| Head Coach Abdiel ACEVEDO PEREZ (USA) | | | | | | | | | |

| PUR Played | | |
|------------|-----|--------|
| PR | USA | 0-2 |
| PR | BRA | 0-2 |
| PR | ARG | 0-2 |
| MR | CRO | 13 JUL |
| MR | QAT | 13 JUL |

| Legend: | | | | | | | |
|---------|-----------------|------|-----------------|--------|----------------|----|-------------------------|
| 1-Pt | 1-Point Shots | 2-Pt | 2-Point Shots | PL 5-7 | Placement 5-7 | DR | Disqualification+Report |
| MP | Matches played | MR | Main Round | No. | Uniform Number | PR | Preliminary Round |
| SUS | 1st Suspensions | S+D | 2nd Suspensions | | | | |

Timing and Results provided by 





Match No.: 11 Court 2

Results

Croatia 2 vs 0 Puerto Rico

Referees:
Pablo MARTINEZ ISOLA (URU)
Luis MONICO OTTADO (URU)

1st Period: 27 - 20
2nd Period: 24 - 13

CRO - Croatia

Headcoach: Mladen PARADZIK

| No. | Name | Total | | | | Goals / Shots | | | | | | | Punishments | | |
|--------|------------------------|--------|-------|-------|-----|---------------|-----------|---------|-----------|------------|-------------|-----|-------------|-----|----|
| | | Points | Goals | Shots | % | 1-Pt All | 1-Pt Spin | Spin | In-flight | Specialist | Direct Goal | P6m | SUS | S+D | DR |
| 3 | Tomislav LAUS | | | | | | | | | | | | | | |
| 4 | Ivan DUMENCIC | 4 | 2 | 2 | 100 | | | | | 2 / 2 | | | | | |
| 5 | Ivan JURIC | 13 | 7 | 8 | 88 | 1 / 1 | | 2 / 2 | 4 / 5 | | | | | | |
| 6 | Filip GORICANEC | 2 | 1 | 1 | 100 | | | | | 1 / 1 | | | | | |
| 11 | Dominik MARKOVIC | | | | | | | | | | | | | | |
| 18 | Lucian BURJA | 18 | 9 | 14 | 64 | | | 8 / 13 | 1 / 1 | | | | | | |
| 19 | Josip DUKES | 2 | 1 | 1 | 100 | | | | 1 / 1 | | | | | | |
| 22 | Valentino VALENTAKOVIC | 10 | 5 | 8 | 63 | | | 1 / 2 | 4 / 6 | | | | | | |
| 24 | Josip LEKO | 2 | 1 | 1 | 100 | | | 1 / 1 | | | | | | | |
| 30 | Nikola FINEK | | | | | | | | | | | | | | |
| Totals | | 51 | 26 | 35 | 74 | 1 / 1 | | 12 / 18 | 10 / 13 | 3 / 3 | | | | | |

| No. | Goalkeeper | Total | | | Saves / Shots | | | | | | |
|--------|------------------|-------|-------|----|---------------|-----------|--------|-----------|------------|-------------|-------|
| | | Saves | Shots | % | 1-Pt All | 1-Pt Spin | Spin | In-flight | Specialist | Direct Goal | P6m |
| 11 | Dominik MARKOVIC | 7 | 24 | 29 | 0 / 1 | | 5 / 12 | 1 / 5 | 1 / 5 | | 0 / 1 |
| Totals | | 7 | 24 | 29 | 0 / 1 | | 5 / 12 | 1 / 5 | 1 / 5 | | 0 / 1 |


PUR - Puerto Rico

Headcoach: Abdiel ACEVEDO PEREZ

Team time outs: 1

| No. | Name | Total | | | | Goals / Shots | | | | | | | Punishments | | |
|--------|-----------------------------------|--------|-------|-------|-----|---------------|-----------|--------|-----------|------------|-------------|-------|-------------|-----|----|
| | | Points | Goals | Shots | % | 1-Pt All | 1-Pt Spin | Spin | In-flight | Specialist | Direct Goal | P6m | SUS | S+D | DR |
| 3 | Julian Jay DELGADO MOJICA | 2 | 1 | 1 | 100 | | | | | 1 / 1 | | | | | |
| 5 | Owen GONZALEZ LEBRON | | | | | | | | | | | | | | |
| 7 | Leamsy ROSADO LUGO | | | | | | | | | | | | | | |
| 10 | Jodmel ROSADO LUGO | | | | | | | | | | | | | | |
| 11 | Francisco Javier PEREZ HERNANDEZ | 11 | 6 | 9 | 67 | 1 / 1 | | 2 / 4 | 1 / 1 | 1 / 2 | | 1 / 1 | | | |
| 14 | Luis Guillermo GRATACOS RODRIGUEZ | 4 | 2 | 5 | 40 | | | 0 / 2 | 2 / 3 | | | | | | |
| 16 | Bryan Manuel RIVERA GONZALEZ | | | | | | | | | | | | | | |
| 21 | John Elmer VAZQUEZ PABON | 10 | 5 | 10 | 50 | | | 4 / 9 | 1 / 1 | | | | | | |
| 29 | Angel Luis VARGAS CRUZ | 2 | 1 | 3 | 33 | | | 1 / 3 | | | | | | | |
| 55 | Orlando GARCIA GONZALEZ | 4 | 2 | 3 | 67 | | | | | 2 / 3 | | | | | |
| Totals | | 33 | 17 | 31 | 55 | 1 / 1 | | 7 / 18 | 4 / 5 | 4 / 6 | | 1 / 1 | | | |

| No. | Goalkeeper | Total | | | Saves / Shots | | | | | | |
|--------|----------------------------------|-------|-------|----|---------------|-----------|--------|-----------|------------|-------------|-----|
| | | Saves | Shots | % | 1-Pt All | 1-Pt Spin | Spin | In-flight | Specialist | Direct Goal | P6m |
| 3 | Julian Jay DELGADO MOJICA | | | | | | | | | | |
| 10 | Jodmel ROSADO LUGO | 5 | 22 | 23 | | | 4 / 12 | 1 / 8 | 0 / 2 | | |
| 11 | Francisco Javier PEREZ HERNANDEZ | 2 | 11 | 18 | 0 / 1 | | 2 / 6 | 0 / 3 | 0 / 1 | | |
| Totals | | 7 | 33 | 21 | 0 / 1 | | 6 / 18 | 1 / 11 | 0 / 3 | | |

Timing and Results provided by  TISSOT



Match No.: 11 Court 2

Results

| Team Comparison | 1st Period | | | | 2nd Period | | | |
|--------------------|-------------|-----|-------------|-----|-------------|-----|-------------|-----|
| | Croatia | | Puerto Rico | | Croatia | | Puerto Rico | |
| | Goals/Shots | % | Goals/Shots | % | Goals/Shots | % | Goals/Shots | % |
| In-flight Shots | 6 / 7 | 86 | 3 / 3 | 100 | 4 / 6 | 67 | 1 / 2 | 50 |
| Spin Shots | 6 / 10 | 60 | 5 / 11 | 45 | 6 / 8 | 75 | 2 / 7 | 29 |
| Specialist Shots | 1 / 1 | 100 | 2 / 3 | 67 | 2 / 2 | 100 | 2 / 3 | 67 |
| 1-Point Shots | 1 / 1 | 100 | | | | | 1 / 1 | 100 |
| Direct Goal Shots | | | | | | | | |
| 6-meter Shots | | | | | | | 1 / 1 | 100 |
| 1-Point Spin Shots | | | | | | | | |



Match No.: 11 Court 2

Results

Croatia 2 vs 0 Puerto Rico

Referees:
Pablo MARTINEZ ISOLA (URU)
Luis MONICO OTTADO (URU)

1st Period: 27 - 20
2nd Period: 24 - 13

CRO - Croatia

| No. | Name | Technical skills | | | | | |
|--------|------------------------|------------------|--------|---------------|-------------------|---------------|-----------|
| | | Assists | Steals | Blocked Shots | Received 6m Fouls | Penalty Fouls | Turnovers |
| 3 | Tomislav LAUS | | | 1 | | | |
| 4 | Ivan DUMENCIC | 7 | | | | | 1 |
| 5 | Ivan JURIC | 2 | | | | | |
| 6 | Filip GORICANEC | | | | | | |
| 11 | Dominik MARKOVIC | | | | | | |
| 18 | Lucian BURA | 2 | | | | | |
| 19 | Josip DUKES | | | 3 | | 1 | |
| 22 | Valentino VALENTAKOVIC | | | | | | |
| 24 | Josip LEKO | | | 1 | | | |
| 30 | Nikola FINEK | | | | | | |
| Team | | | | | | | |
| Totals | | 11 | | 5 | | 1 | 1 |

PUR - Puerto Rico

| No. | Name | Technical skills | | | | | |
|--------|-----------------------------------|------------------|--------|---------------|-------------------|---------------|-----------|
| | | Assists | Steals | Blocked Shots | Received 6m Fouls | Penalty Fouls | Turnovers |
| 3 | Julian Jay DELGADO MOJICA | 1 | | | | | |
| 5 | Owen GONZALEZ LEBRON | 2 | | | | | 2 |
| 7 | Leamsy ROSADO LUGO | | | | | | |
| 10 | Jodmel ROSADO LUGO | | | | | | |
| 11 | Francisco Javier PEREZ HERNANDEZ | | | | | | 3 |
| 14 | Luis Guillermo GRATACOS RODRIGUEZ | 1 | | | | | |
| 16 | Bryan Manuel RIVERA GONZALEZ | | | | | | |
| 21 | John Elmer VAZQUEZ PABON | | | | | | |
| 29 | Angel Luis VARGAS CRUZ | | | | | | |
| 55 | Orlando GARCIA GONZALEZ | | | | 1 | | 1 |
| Team | | | | | | | |
| Totals | | 4 | | | 1 | | 6 |

Running Score
CRO - PUR

| 1st Period | |
|-------------------------|-----------------------|
| 0 : 2 | PEREZ HERNANDEZ F. |
| JURIC I. 2 : 2 | |
| 2 : 4 | GRATACOS RODRIGUEZ L. |
| VALENTAKOVIC V. 4 : 4 | |
| 4 : 6 | VAZQUEZ PABON J. |
| JURIC I. 6 : 6 | |
| 6 : 8 | VAZQUEZ PABON J. |
| JURIC I. 8 : 8 | |
| VALENTAKOVIC V. 10 : 8 | |
| 10 : 10 | DELGADO MOJICA J. |
| GORICANEC F. 12 : 10 | |
| BURA L. 14 : 10 | |
| BURA L. 16 : 10 | |
| 16 : 12 | VAZQUEZ PABON J. |
| BURA L. 18 : 12 | |
| 18 : 14 | VAZQUEZ PABON J. |
| VALENTAKOVIC V. 20 : 14 | |
| 20 : 16 | VARGAS CRUZ A. |
| 20 : 18 | VAZQUEZ PABON J. |
| VALENTAKOVIC V. 22 : 18 | |
| 22 : 20 | GRATACOS RODRIGUEZ L. |
| JURIC I. 24 : 20 | |
| JURIC I. 25 : 20 | |
| JURIC I. 27 : 20 | |
| 2nd Period | |
| 0 : 2 | PEREZ HERNANDEZ F. |
| BURA L. 2 : 2 | |
| 2 : 3 | PEREZ HERNANDEZ F. |
| VALENTAKOVIC V. 4 : 3 | |
| 4 : 5 | PEREZ HERNANDEZ F. |
| JURIC I. 6 : 5 | |
| 6 : 7 | GARCIA GONZALEZ O. |
| DUMENCIC I. 8 : 7 | |
| DUMENCIC I. 10 : 7 | |
| BURA L. 12 : 7 | |
| BURA L. 14 : 7 | |
| BURA L. 16 : 7 | |
| 16 : 9 | GARCIA GONZALEZ O. |
| BURA L. 18 : 9 | |
| 18 : 11 | PEREZ HERNANDEZ F. |
| BURA L. 20 : 11 | |
| DUKES J. 22 : 11 | |
| 22 : 13 | PEREZ HERNANDEZ F. |
| LEKO J. 24 : 13 | |

| Legend: | | | | | | | |
|---------|----------------|------|----------------|-----------|-------------------|------|------------------------------|
| % | Efficiency | 1-Pt | 1-Point-Shots | 1-Pt Spin | 1-Point-Spinshots | DR | Disqualification with Report |
| GG | Golden Goal | No. | Number | P6m | 6m Penalty Shots | Spin | Spinnshots |
| SUS | 1st Suspension | S+D | 2nd Suspension | | | | |

Timing and Results provided by  TISSOT





Match No.: 12 Court 1

Start List

QAT - ARG

Referees: Boris MANDAK (SVK) / Mario RUDINSKY (SVK)

Technical Delegate A: Chatchai SANGSKEELUX (THA)
Technical Delegate B: Agnieszka SKOWRONEK (POL)
Timekeeper: Hector ORJUELA (COL)
Secretary: J. Camilo SALAMANCA (COL)

QAT - Qatar

| No. | Name | Date of Birth | Competition Statistics | | | | | | | |
|-----------------------------|-------------------|---------------|------------------------|--------|------|-------|-----|-----|----|--|
| | | | MP | Points | 1-Pt | 2-Pt | SUS | S+D | DR | |
| 7 | Mutasem AMOHAMED | 2 MAR 1988 | 2 | 4 | | 2/2 | | 1 | | |
| 8 | Mohamed HASSAN | 19 FEB 1984 | 2 | 16 | | 8/10 | | | | |
| 10 | Ali MOHAMED | 14 DEC 1989 | 2 | 6 | | 3/3 | | | | |
| 11 | Abdulrazzaq MURAD | 29 JUN 1990 | 2 | 2 | | 1/1 | | 1 | | |
| 12 | Mohsen AL-YAFEAI | 28 DEC 1978 | 2 | | | 0/1 | | | | |
| 16 | Mohamed SOUSSI | 22 JUL 1992 | 2 | | | 0/1 | | | | |
| 17 | Amir DENGUIR | 7 MAR 1995 | 2 | 20 | | 10/16 | | 1 | | |
| 24 | Sid KENAOUI | 7 NOV 1988 | 2 | | | | | | | |
| 69 | Hani KAKHI | 31 OCT 1990 | 2 | 28 | | 14/19 | | 1 | | |
| 94 | Mohamed SALEH | 24 JUN 1994 | 2 | 2 | | 1/1 | | 1 | | |
| Head Coach Khaled ALY (EGY) | | | | | | | | | | |


| QAT Played | | |
|------------|-----|--------|
| PR | NZL | 2-0 |
| PR | CRO | 0-2 |
| MR | ARG | 13 JUL |
| MR | PUR | 13 JUL |

ARG - Argentina

| No. | Name | Date of Birth | Competition Statistics | | | | | | | |
|------------------------------|-------------------------|---------------|------------------------|--------|------|-------|-----|-----|----|--|
| | | | MP | Points | 1-Pt | 2-Pt | SUS | S+D | DR | |
| 1 | Gustavo OLIVERO | 26 JUN 1986 | 3 | 15 | 1/1 | 7/11 | | | | |
| 3 | Nicolas Ezequiel MILLET | 4 AUG 2000 | 3 | | | | | | | |
| 4 | Santiago VIDONDO | 6 MAY 2003 | 3 | | | | | | | |
| 5 | Santino SPOSITO | 22 JUN 2002 | 3 | 35 | 1/1 | 17/27 | | | | |
| 6 | Francisco DAUDINOT | 15 SEP 2000 | 3 | 16 | | 8/12 | | | | |
| 7 | Nahuel BAPTISTA | 6 FEB 2000 | 3 | 38 | | 19/24 | | | | |
| 9 | Tomas PAEZ | 14 DEC 2000 | 3 | | | | | 1 | | |
| 10 | Alejo NOVILLO | 20 JUL 2000 | 3 | | | 0/3 | | | | |
| 11 | Lucas MORAS | 2 MAY 1985 | 3 | 18 | | 9/13 | | 1 | | |
| 12 | Fernando LOPEZ | 5 DEC 1983 | 3 | | | | | 2 | | |
| Head Coach Sebastian FERRARO | | | | | | | | | | |

| ARG Played | | |
|------------|-----|--------|
| PR | BRA | 0-2 |
| PR | USA | 0-2 |
| PR | PUR | 2-0 |
| MR | QAT | 13 JUL |
| MR | CRO | 13 JUL |

| Legend: | | | | | | | |
|---------|-----------------|------|-----------------|--------|----------------|----|-------------------------|
| 1-Pt | 1-Point Shots | 2-Pt | 2-Point Shots | PL 5-7 | Placement 5-7 | DR | Disqualification+Report |
| MP | Matches played | MR | Main Round | No. | Uniform Number | PR | Preliminary Round |
| SUS | 1st Suspensions | S+D | 2nd Suspensions | | | | |

Timing and Results provided by  TISSOT





Match No.: 12 Court 1

Results

Qatar 2 vs 0 Argentina

Referees:
Boris MANDAK (SVK)
Mario RUDINSKY (SVK)

1st Period: 28 - 16
2nd Period: 20 - 16

QAT - Qatar

Headcoach: Khaled ALY

Team time outs: 2

| No. | Name | Total | | | | Goals / Shots | | | | | | | Punishments | | |
|--------|-------------------|--------|-------|-------|-----|---------------|-----------|---------|-----------|------------|-------------|-------|-------------|-----|----|
| | | Points | Goals | Shots | % | 1-Pt All | 1-Pt Spin | Spin | In-flight | Specialist | Direct Goal | P6m | SUS | S+D | DR |
| 7 | Mutasem AMOHAMED | | | | | | | | | | | | 1 | | |
| 8 | Mohamed HASSAN | 4 | 2 | 2 | 100 | | | | | 2 / 2 | | | | | |
| 10 | Ali MOHAMED | 4 | 2 | 2 | 100 | | | 2 / 2 | | | | | | | |
| 11 | Abdulrazzaq MURAD | 4 | 2 | 2 | 100 | | | 2 / 2 | | | | | | | |
| 12 | Mohsen AL-YAFEAI | | | | | | | | | | | | | | |
| 16 | Mohamed SOUSSI | | | | | | | | | | | | | | |
| 17 | Amir DENGUIR | 26 | 13 | 19 | 68 | | | 8 / 13 | | | | 5 / 6 | | | |
| 24 | Sid KENAOUI | | | | | | | | | | | | | | |
| 69 | Hani KAKHI | 10 | 5 | 9 | 56 | | | 3 / 4 | 2 / 5 | | | | | | |
| 94 | Mohamed SALEH | | | | | | | | | | | | | | |
| Totals | | 48 | 24 | 34 | 71 | | | 15 / 21 | 2 / 5 | 2 / 2 | | 5 / 6 | 1 | | |

| No. | Goalkeeper | Total | | | Saves / Shots | | | | | | |
|--------|------------------|-------|-------|----|---------------|-----------|-------|-----------|------------|-------------|-------|
| | | Saves | Shots | % | 1-Pt All | 1-Pt Spin | Spin | In-flight | Specialist | Direct Goal | P6m |
| 12 | Mohsen AL-YAFEAI | 4 | 17 | 24 | | | 1 / 4 | 3 / 9 | 0 / 3 | | 0 / 1 |
| 16 | Mohamed SOUSSI | 2 | 5 | 40 | | | 1 / 2 | 1 / 2 | | | 0 / 1 |
| Totals | | 6 | 22 | 27 | | | 2 / 6 | 4 / 11 | 0 / 3 | | 0 / 2 |

ARG - Argentina

Headcoach: Sebastian FERRARO

Team time outs: 1

| No. | Name | Total | | | | Goals / Shots | | | | | | | Punishments | | |
|--------|-------------------------|--------|-------|-------|-----|---------------|-----------|--------|-----------|------------|-------------|-------|-------------|-----|----|
| | | Points | Goals | Shots | % | 1-Pt All | 1-Pt Spin | Spin | In-flight | Specialist | Direct Goal | P6m | SUS | S+D | DR |
| 1 | Gustavo OLIVERO | 4 | 2 | 4 | 50 | | | | | 2 / 4 | | | | | |
| 3 | Nicolas Ezequiel MILLET | | | | | | | | | | | | | | |
| 4 | Santiago VIDONDO | | 0 | 2 | 0 | | | 0 / 1 | 0 / 1 | | | | | | |
| 5 | Santino SPOSITO | 12 | 6 | 9 | 67 | | | 1 / 2 | 5 / 7 | | | | | | |
| 6 | Francisco DAUDINOT | 2 | 1 | 1 | 100 | | | | | 1 / 1 | | | | | |
| 7 | Nahuel BAPTISTA | 8 | 4 | 11 | 36 | | | 2 / 7 | 0 / 2 | | | 2 / 2 | | | |
| 9 | Tomas PAEZ | | | | | | | | | | | | 1 | | |
| 10 | Alejo NOVILLO | | | | | | | | | | | | | | |
| 11 | Lucas MORAS | 6 | 3 | 3 | 100 | | | 1 / 1 | 2 / 2 | | | | | | |
| 12 | LOPEZ Fernando | | | | | | | | | | | | | | |
| Totals | | 32 | 16 | 30 | 53 | | | 4 / 11 | 7 / 12 | 3 / 5 | | 2 / 2 | 1 | | |

| No. | Goalkeeper | Total | | | Saves / Shots | | | | | | |
|--------|---------------|-------|-------|----|---------------|-----------|--------|-----------|------------|-------------|-------|
| | | Saves | Shots | % | 1-Pt All | 1-Pt Spin | Spin | In-flight | Specialist | Direct Goal | P6m |
| 10 | Alejo NOVILLO | 7 | 31 | 23 | | | 5 / 20 | 1 / 3 | 0 / 2 | | 1 / 6 |
| Totals | | 7 | 31 | 23 | | | 5 / 20 | 1 / 3 | 0 / 2 | | 1 / 6 |


Timing and Results provided by  TISSOT



Match No.: 12 Court 1

Results

| Team Comparison | 1st Period | | | | 2nd Period | | | |
|--------------------|-------------|-----|-------------|-----|-------------|-----|-------------|-----|
| | Qatar | | Argentina | | Qatar | | Argentina | |
| | Goals/Shots | % | Goals/Shots | % | Goals/Shots | % | Goals/Shots | % |
| In-flight Shots | 2 / 2 | 100 | 4 / 7 | 57 | 0 / 3 | 0 | 3 / 5 | 60 |
| Spin Shots | 10 / 13 | 77 | 1 / 5 | 20 | 5 / 8 | 63 | 3 / 6 | 50 |
| Specialist Shots | 1 / 1 | 100 | 2 / 4 | 50 | 1 / 1 | 100 | 1 / 1 | 100 |
| 1-Point Shots | | | | | | | | |
| Direct Goal Shots | | | | | | | | |
| 6-meter Shots | 1 / 1 | 100 | 1 / 1 | 100 | 4 / 5 | 80 | 1 / 1 | 100 |
| 1-Point Spin Shots | | | | | | | | |

Timing and Results provided by  TISSOT



Match No.: 12 Court 1

Results

Qatar 2 vs 0 Argentina

Referees:
Boris MANDAK (SVK)
Mario RUDINSKY (SVK)

1st Period: 28 - 16
2nd Period: 20 - 16

QAT - Qatar

| No. | Name | Technical skills | | | | | |
|--------|-------------------|------------------|--------|---------------|-------------------|---------------|-----------|
| | | Assists | Steals | Blocked Shots | Received 6m Fouls | Penalty Fouls | Turnovers |
| 7 | Mutasem AMOHAMED | | | 1 | | 1 | |
| 8 | Mohamed HASSAN | 2 | | | 1 | | 1 |
| 10 | Ali MOHAMED | 1 | | | 3 | | |
| 11 | Abdulrazzaq MURAD | | | | | 1 | |
| 12 | Mohsen AL-YAFEAI | | | | | | |
| 16 | Mohamed SOUSSI | | | | | | |
| 17 | Amir DENGUIR | 1 | | | | | 1 |
| 24 | Sid KENAOUI | 1 | 1 | | | | |
| 69 | Hani KAKHI | | | | 1 | | |
| 94 | Mohamed SALEH | | | | | | |
| Team | | | | | | | 1 |
| Totals | | 5 | 1 | 1 | 5 | 2 | 3 |

Running Score

QAT - ARG

1st Period

| | | |
|------------|------|-------------|
| DENGUIR A. | 2 | : 0 |
| DENGUIR A. | 4 | : 0 |
| 4 | : 2 | OLIVERO G. |
| DENGUIR A. | 6 | : 2 |
| MOHAMED A. | 8 | : 2 |
| 8 | : 4 | SPOSITO S. |
| KAKHI H. | 10 | : 4 |
| 10 | : 6 | SPOSITO S. |
| MOHAMED A. | 12 | : 6 |
| DENGUIR A. | 14 | : 6 |
| 14 | : 8 | SPOSITO S. |
| HASSAN M. | 16 | : 8 |
| KAKHI H. | 18 | : 8 |
| KAKHI H. | 20 | : 8 |
| 20 | : 10 | BAPTISTA N. |
| 20 | : 12 | OLIVERO G. |
| 20 | : 14 | SPOSITO S. |
| DENGUIR A. | 22 | : 14 |
| MURAD A. | 24 | : 14 |
| DENGUIR A. | 26 | : 14 |
| KAKHI H. | 28 | : 14 |
| 28 | : 16 | MORAS L. |

ARG - Argentina

| No. | Name | Technical skills | | | | | |
|--------|-------------------------|------------------|--------|---------------|-------------------|---------------|-----------|
| | | Assists | Steals | Blocked Shots | Received 6m Fouls | Penalty Fouls | Turnovers |
| 1 | Gustavo OLIVERO | | | | | | 1 |
| 3 | Nicolas Ezequiel MILLET | | | 1 | | 1 | |
| 4 | Santiago VIDONDO | | 1 | | | | |
| 5 | Santino SPOSITO | | | | | | 1 |
| 6 | Francisco DAUDINOT | | | | | | 3 |
| 7 | Nahuel BAPTISTA | 6 | | | 1 | | |
| 9 | Tomas PAEZ | | | | | 1 | |
| 10 | Alejo NOVILLO | | | | | | |
| 11 | Lucas MORAS | | | | 1 | | 1 |
| 12 | LOPEZ Fernando | | | | | | 3 |
| Team | | | | | | | |
| Totals | | 6 | 1 | 1 | 2 | 5 | 6 |

2nd Period

| | | |
|------------|------|-------------|
| 0 | : 2 | DAUDINOT F. |
| 0 | : 4 | SPOSITO S. |
| MURAD A. | 2 | : 4 |
| 2 | : 6 | BAPTISTA N. |
| DENGUIR A. | 4 | : 6 |
| 4 | : 8 | MORAS L. |
| DENGUIR A. | 6 | : 8 |
| 6 | : 10 | SPOSITO S. |
| DENGUIR A. | 8 | : 10 |
| KAKHI H. | 10 | : 10 |
| 10 | : 12 | BAPTISTA N. |
| HASSAN M. | 12 | : 12 |
| 12 | : 14 | MORAS L. |
| DENGUIR A. | 14 | : 14 |
| DENGUIR A. | 16 | : 14 |
| DENGUIR A. | 18 | : 14 |
| 18 | : 16 | BAPTISTA N. |
| DENGUIR A. | 20 | : 16 |

| Legend: | | | | | | | |
|---------|----------------|------|----------------|-----------|-------------------|------|------------------------------|
| % | Efficiency | 1-Pt | 1-Point-Shots | 1-Pt Spin | 1-Point-Spinshots | DR | Disqualification with Report |
| GG | Golden Goal | No. | Number | P6m | 6m Penalty Shots | Spin | Spinnshots |
| SUS | 1st Suspension | S+D | 2nd Suspension | | | | |

Timing and Results provided by **TISSOT**



Match No.: 14 Court 1

Start List

ARG - CRO

Referees: Hector ORJUELA (COL) / J. Camilo SALAMANCA (COL)

Technical Delegate A: Luiz Filipe CALDAS (BRA)

Technical Delegate B: Emir BESLIJA (MNE)

Timekeeper: Boris MANDAK (SVK)

Secretary: Mario RUDINSKY (SVK)

ARG - Argentina

| No. | Name | Date of Birth | Competition Statistics | | | | | | |
|-----|-------------------------|---------------|------------------------|--------|------|-------|-----|-----|----|
| | | | MP | Points | 1-Pt | 2-Pt | SUS | S+D | DR |
| 1 | Gustavo OLIVERO | 26 JUN 1986 | 3 | 15 | 1/1 | 7/11 | | | |
| 3 | Nicolas Ezequiel MILLET | 4 AUG 2000 | 3 | | | | | | |
| 4 | Santiago VIDONDO | 6 MAY 2003 | 3 | | | | | | |
| 5 | Santino SPOSITO | 22 JUN 2002 | 3 | 35 | 1/1 | 17/27 | | | |
| 6 | Francisco DAUDINOT | 15 SEP 2000 | 3 | 16 | | 8/12 | | | |
| 7 | Nahuel BAPTISTA | 6 FEB 2000 | 3 | 38 | | 19/24 | | | |
| 9 | Tomas PAEZ | 14 DEC 2000 | 3 | | | | 1 | | |
| 10 | Alejo NOVILLO | 20 JUL 2000 | 3 | | | 0/3 | | | |
| 11 | Lucas MORAS | 2 MAY 1985 | 3 | 18 | | 9/13 | 1 | | |
| 12 | Fernando LOPEZ | 5 DEC 1983 | 3 | | | | 2 | | |

Head Coach Sebastian FERRARO

| ARG Played | | |
|------------|-----|--------|
| PR | BRA | 0-2 |
| PR | USA | 0-2 |
| PR | PUR | 2-0 |
| MR | QAT | 13 JUL |
| MR | CRO | 13 JUL |

CRO - Croatia

| No. | Name | Date of Birth | Competition Statistics | | | | | | |
|-----|------------------------|---------------|------------------------|--------|------|-------|-----|-----|----|
| | | | MP | Points | 1-Pt | 2-Pt | SUS | S+D | DR |
| 3 | Tomislav LAUS | 5 APR 1988 | 2 | | | | | | |
| 4 | Ivan DUMENCIC | 10 JUL 1990 | 2 | 18 | 2/2 | 8/12 | | | |
| 5 | Ivan JURIC | 16 DEC 1986 | 2 | 10 | | 5/6 | | | |
| 6 | Filip GORICANEC | 2 NOV 1997 | 2 | 16 | | 8/8 | | | |
| 11 | Dominik MARKOVIC | 2 JUN 1998 | 2 | | | | | | |
| 18 | Lucian BURA | 14 AUG 1997 | 2 | 38 | | 19/26 | | | |
| 19 | Josip DUKES | 3 JUN 1996 | 2 | | | 0/1 | 1 | | |
| 22 | Valentino VALENTAKOVIC | 24 JAN 1993 | 2 | 19 | 1/1 | 9/13 | | | |
| 24 | Josip LEKO | 24 APR 1994 | 2 | | | | | | |
| 30 | Nikola FINEK | 19 SEP 1999 | 2 | | | | | | |

Head Coach Miladen PARADZIK

| CRO Played | | |
|------------|-----|--------|
| PR | NZL | 2-0 |
| PR | QAT | 2-0 |
| MR | PUR | 13 JUL |
| MR | ARG | 13 JUL |

| Legend: | | | | | | | |
|---------|-----------------|------|-----------------|--------|----------------|----|-------------------------|
| 1-Pt | 1-Point Shots | 2-Pt | 2-Point Shots | PL 5-7 | Placement 5-7 | DR | Disqualification+Report |
| MP | Matches played | MR | Main Round | No. | Uniform Number | PR | Preliminary Round |
| SUS | 1st Suspensions | S+D | 2nd Suspensions | | | | |

Timing and Results provided by  TISSOT





Match No.: 14 Court 1

Results

Argentina 2 vs 1 Croatia

Referees:
Hector ORJUOLA (COL)
J. Camilo SALAMANCA (COL)

1st Period: 26 - 24
2nd Period: 16 - 22
Shootout: 16 - 14

ARG - Argentina

Headcoach: Sebastian FERRARO

Team time outs: 2

| No. | Name | Total | | | | Goals / Shots | | | | | | Punishments | | | |
|--------|-------------------------|--------|-------|-------|-----|---------------|-----------|---------|-----------|------------|-------------|-------------|-----|-----|----|
| | | Points | Goals | Shots | % | 1-Pt All | 1-Pt Spin | Spin | In-flight | Specialist | Direct Goal | P6m | SUS | S+D | DR |
| 1 | Gustavo OLIVERO | | | | | | | | | | | | | | |
| 3 | Nicolas Ezequiel MILLET | 4 | 2 | 2 | 100 | | | 2 / 2 | | | | | | | |
| 4 | Santiago VIDONDO | 2 | 1 | 2 | 50 | | | 1 / 2 | | | | | | | |
| 5 | Santino SPOSITO | 16 | 8 | 8 | 100 | | | 2 / 2 | 6 / 6 | | | | | | |
| 6 | Francisco DAUDINOT | 4 | 2 | 3 | 67 | | | 1 / 2 | | 1 / 1 | | | | | |
| 7 | Nahuel BAPTISTA | 26 | 13 | 15 | 87 | | | 11 / 13 | 2 / 2 | | | | | | |
| 9 | Tomas PAEZ | | | | | | | | | | | | | | |
| 10 | Alejo NOVILLO | | | | | | | | | | | | | | |
| 11 | Lucas MORAS | 6 | 3 | 4 | 75 | | | 1 / 1 | 2 / 3 | | | | | | |
| 12 | Fernando LOPEZ | | | | | | | | | | | | | | 1 |
| Totals | | 58 | 29 | 34 | 85 | | | 18 / 22 | 10 / 11 | 1 / 1 | | | | | 1 |

| No. | Goalkeeper | Total | | | Saves / Shots | | | | | | | |
|--------|-------------------------|-------|-------|----|---------------|-----------|--------|-----------|------------|-------------|-------|--|
| | | Saves | Shots | % | 1-Pt All | 1-Pt Spin | Spin | In-flight | Specialist | Direct Goal | P6m | |
| 3 | Nicolas Ezequiel MILLET | 1 | 2 | 50 | | | 1 / 2 | | | | | |
| 4 | Santiago VIDONDO | | | | | | | | | | | |
| 7 | Nahuel BAPTISTA | | | | | | | | | | | |
| 9 | Tomas PAEZ | 0 | 2 | 0 | | | 0 / 2 | | | | | |
| 10 | Alejo NOVILLO | 6 | 33 | 18 | | | 3 / 10 | 3 / 11 | 0 / 11 | | 0 / 1 | |
| 11 | Lucas MORAS | | | | | | | | | | | |
| Totals | | 7 | 37 | 19 | | | 4 / 14 | 3 / 11 | 0 / 11 | | 0 / 1 | |

CRO - Croatia

Headcoach: Mladen PARADZIK

Team time outs: 1

| No. | Name | Total | | | | Goals / Shots | | | | | | Punishments | | | |
|--------|------------------------|--------|-------|-------|-----|---------------|-----------|---------|-----------|------------|-------------|-------------|-----|-----|----|
| | | Points | Goals | Shots | % | 1-Pt All | 1-Pt Spin | Spin | In-flight | Specialist | Direct Goal | P6m | SUS | S+D | DR |
| 3 | Tomislav LAUS | | | | | | | | | | | | | | |
| 4 | Ivan DUMENCIC | 2 | 1 | 2 | 50 | 0 / 1 | | | | | | 1 / 1 | | | |
| 5 | Ivan JURIC | 6 | 3 | 4 | 75 | | | 2 / 2 | 1 / 2 | | | | | | |
| 6 | Filip GORICANEC | 22 | 11 | 11 | 100 | | | | | 11 / 11 | | | | | |
| 11 | Dominik MARKOVIC | | | | | | | | | | | | | | |
| 18 | Lucian BURA | 18 | 9 | 15 | 60 | | | 5 / 10 | 4 / 5 | | | | | | |
| 19 | Josip DUKES | | | | | | | | | | | | | | |
| 22 | Valentino VALENTAKOVIC | 8 | 4 | 7 | 57 | | | 1 / 2 | 3 / 5 | | | | | | |
| 24 | Josip LEKO | 4 | 2 | 2 | 100 | | | 2 / 2 | | | | | | | |
| 30 | Nikola FINEK | | | | | | | | | | | | | | |
| Totals | | 60 | 30 | 41 | 73 | 0 / 1 | | 10 / 16 | 8 / 12 | 11 / 11 | | 1 / 1 | | | |

| No. | Goalkeeper | Total | | | Saves / Shots | | | | | | | |
|-----|---------------|-------|-------|---|---------------|-----------|------|-----------|------------|-------------|-----|--|
| | | Saves | Shots | % | 1-Pt All | 1-Pt Spin | Spin | In-flight | Specialist | Direct Goal | P6m | |
| 4 | Ivan DUMENCIC | | | | | | | | | | | |
| 5 | Ivan JURIC | | | | | | | | | | | |

Timing and Results provided by  TISSOT



Match No.: 14 Court 1

Results

| | | | | | | | | | | |
|---------------|------------------|---|----|----|--|--------|--------|-------|--|--|
| 11 | Dominik MARKOVIC | 5 | 34 | 15 | | 4 / 22 | 1 / 11 | 0 / 1 | | |
| Totals | | 5 | 34 | 15 | | 4 / 22 | 1 / 11 | 0 / 1 | | |

| Team Comparison | 1st Period | | | | 2nd Period | | | |
|--------------------|-------------|-----|-------------|-----|-------------|-----|-------------|-----|
| | Argentina | | Croatia | | Argentina | | Croatia | |
| | Goals/Shots | % | Goals/Shots | % | Goals/Shots | % | Goals/Shots | % |
| In-flight Shots | 6 / 7 | 86 | 3 / 5 | 60 | 4 / 4 | 100 | 5 / 7 | 71 |
| Spin Shots | 6 / 6 | 100 | 3 / 5 | 60 | 4 / 7 | 57 | 0 / 3 | 0 |
| Specialist Shots | 1 / 1 | 100 | 5 / 5 | 100 | | | 6 / 6 | 100 |
| 1-Point Shots | | | | | | | | |
| Direct Goal Shots | | | | | | | | |
| 6-meter Shots | | | 1 / 1 | 100 | | | | |
| 1-Point Spin Shots | | | | | | | | |



Match No.: 14 Court 1

Results

Argentina 2 vs 1 Croatia

Referees:
Hector ORJUELA (COL)
J. Camilo SALAMANCA (COL)

1st Period: 26 - 24
2nd Period: 16 - 22
Shootout: 16 - 14

ARG - Argentina

| No. | Name | Technical skills | | | | | |
|--------|-------------------------|------------------|--------|---------------|-------------------|---------------|-----------|
| | | Assists | Steals | Blocked Shots | Received 6m Fouls | Penalty Fouls | Turnovers |
| 1 | Gustavo OLIVERO | | | | | | 2 |
| 3 | Nicolas Ezequiel MILLET | | | | | 1 | |
| 4 | Santiago VIDONDO | | | | | | |
| 5 | Santino SPOSITO | 2 | | | | | |
| 6 | Francisco DAUDINOT | | | | | | 2 |
| 7 | Nahuel BAPTISTA | 3 | | | | | 2 |
| 9 | Tomas PAEZ | | | 1 | | | |
| 10 | Alejo NOVILLO | | | | | | |
| 11 | Lucas MORAS | | | | | | 1 |
| 12 | Fernando LOPEZ | | | | | | |
| Team | | | | | | | 1 |
| Totals | | 5 | | 1 | | 1 | 8 |

CRO - Croatia

| No. | Name | Technical skills | | | | | |
|--------|------------------------|------------------|--------|---------------|-------------------|---------------|-----------|
| | | Assists | Steals | Blocked Shots | Received 6m Fouls | Penalty Fouls | Turnovers |
| 3 | Tomislav LAUS | | | | | | |
| 4 | Ivan DUMENCIC | 5 | | | | | |
| 5 | Ivan JURIC | | | | | | |
| 6 | Filip GORICANEC | 3 | | | | | |
| 11 | Dominik MARKOVIC | | 1 | | | | |
| 18 | Lucian BURA | | | | | | |
| 19 | Josip DUKES | | | | | | |
| 22 | Valentino VALENTAKOVIC | | 1 | | 1 | | 1 |
| 24 | Josip LEKO | | 2 | | | | |
| 30 | Nikola FINEK | | | | | | |
| Team | | | | | | | 2 |
| Totals | | 8 | 4 | | 1 | | 3 |

Running Score
ARG - CRO

| 1st Period | |
|-------------|-------------------------|
| BAPTISTA N. | 2 : 0 |
| BAPTISTA N. | 2 : 2 GORICANEC F. |
| BAPTISTA N. | 4 : 2 |
| BAPTISTA N. | 4 : 4 BURA L. |
| BAPTISTA N. | 6 : 4 |
| BAPTISTA N. | 6 : 6 BURA L. |
| SPOSITO S. | 8 : 6 |
| SPOSITO S. | 8 : 8 DUMENCIC I. |
| SPOSITO S. | 8 : 10 BURA L. |
| BAPTISTA N. | 10 : 10 |
| MORAS L. | 12 : 10 |
| MORAS L. | 12 : 12 BURA L. |
| SPOSITO S. | 14 : 12 |
| SPOSITO S. | 14 : 14 GORICANEC F. |
| MORAS L. | 16 : 14 |
| MORAS L. | 16 : 16 GORICANEC F. |
| DAUDINOT F. | 18 : 16 |
| DAUDINOT F. | 18 : 18 VALENTAKOVIC V. |
| MORAS L. | 20 : 18 |
| BAPTISTA N. | 22 : 18 |
| BAPTISTA N. | 22 : 20 GORICANEC F. |
| BAPTISTA N. | 24 : 20 |
| BAPTISTA N. | 24 : 22 BURA L. |
| BAPTISTA N. | 24 : 24 GORICANEC F. |
| BAPTISTA N. | 26 : 24 |
| 2nd Period | |
| BAPTISTA N. | 0 : 2 GORICANEC F. |
| BAPTISTA N. | 0 : 4 GORICANEC F. |
| BAPTISTA N. | 2 : 4 |
| BAPTISTA N. | 2 : 6 GORICANEC F. |
| BAPTISTA N. | 2 : 8 BURA L. |
| BAPTISTA N. | 2 : 10 VALENTAKOVIC V. |
| BAPTISTA N. | 2 : 12 BURA L. |
| SPOSITO S. | 4 : 12 |
| SPOSITO S. | 4 : 14 VALENTAKOVIC V. |
| SPOSITO S. | 6 : 14 |
| SPOSITO S. | 8 : 14 |
| SPOSITO S. | 8 : 16 GORICANEC F. |
| BAPTISTA N. | 10 : 16 |
| SPOSITO S. | 12 : 16 |
| SPOSITO S. | 12 : 18 GORICANEC F. |
| BAPTISTA N. | 14 : 18 |
| BAPTISTA N. | 14 : 20 JURIC I. |
| BAPTISTA N. | 14 : 22 GORICANEC F. |
| BAPTISTA N. | 16 : 22 |
| Shootout | |
| BAPTISTA N. | 0 : 2 BURA L. |
| MILLET N. | 2 : 2 |
| MILLET N. | 2 : 4 JURIC I. |
| BAPTISTA N. | 4 : 4 |




Match No.: 14 Court 1

Results

| | | |
|-------------|-----------------------|-----------------|
| | <u>4</u> : <u>6</u> | LEKO J. |
| SPOSITO S. | <u>6</u> : <u>6</u> | |
| | <u>6</u> : <u>8</u> | VALENTAKOVIC V. |
| DAUDINOT F. | <u>8</u> : <u>8</u> | |
| MILLET N. | <u>10</u> : <u>8</u> | |
| | <u>10</u> : <u>10</u> | BURA L. |
| BAPTISTA N. | <u>12</u> : <u>10</u> | |
| | <u>12</u> : <u>12</u> | JURIC I. |
| SPOSITO S. | <u>14</u> : <u>12</u> | |
| | <u>14</u> : <u>14</u> | LEKO J. |
| VIDONDO S. | <u>16</u> : <u>14</u> | |

| Legend: | | | | | | | |
|---------|----------------|------|----------------|-----------|-------------------|------|------------------------------|
| % | Efficiency | 1-Pt | 1-Point-Shots | 1-Pt Spin | 1-Point-Spinshots | DR | Disqualification with Report |
| GG | Golden Goal | No. | Number | P6m | 6m Penalty Shots | Spin | Spinshots |
| SUS | 1st Suspension | S+D | 2nd Suspension | | | | |

Timing and Results provided by  TISSOT





Match No.: 15 Court 2

Start List

PUR - QAT

Referees: Laura BUCHON PEREA (ESP) / Patricia del VALLE ENCUESTRA (ESP)

Technical Delegate A: Ioannis MEIMARIDIS (GRE)

Technical Delegate B: Juan de ARMA (ARG)

Timekeeper: Tea LACKOVIC (CRO)

Secretary: Natasa VISNJIC (CRO)

PUR - Puerto Rico

| No. | Name | Date of Birth | Competition Statistics | | | | | | |
|--|-----------------------------------|---------------|------------------------|--------|------|-------|-----|-----|----|
| | | | MP | Points | 1-Pt | 2-Pt | SUS | S+D | DR |
| 3 | Julian Jay DELGADO MOJICA | 29 NOV 2001 | 3 | 26 | | 13/19 | | | |
| 5 | Owen GONZALEZ LEBRON | 18 JUL 1995 | 3 | 12 | | 6/13 | | | |
| 7 | Leamsy ROSADO LUGO | 29 NOV 1997 | 3 | | | | 1 | | |
| 10 | Jodmel ROSADO LUGO | 1 FEB 2001 | 3 | | | | | | |
| 11 | Francisco Javier PEREZ HERNANDEZ | 21 SEP 1990 | 3 | 12 | | 6/15 | 1 | | |
| 14 | Luis Guillermo GRATACOS RODRIGUEZ | 8 APR 1998 | 3 | 18 | | 9/13 | | | |
| 16 | Bryan Manuel RIVERA GONZALEZ | 4 MAY 2001 | 3 | | | | 2 | | |
| 21 | John Elmer VAZQUEZ PABON | 23 FEB 2001 | 3 | 20 | | 10/22 | | | |
| 29 | Angel Luis VARGAS CRUZ | 31 JUL 1997 | 3 | 2 | | 1/2 | 2 | | |
| 55 | Orlando GARCIA GONZALEZ | 15 NOV 1985 | 3 | | | 0/1 | | | 1 |
| Head Coach Abdiel ACEVEDO PEREZ (USA) | | | | | | | | | |


| PUR Played | | |
|------------|-----|--------|
| PR | USA | 0-2 |
| PR | BRA | 0-2 |
| PR | ARG | 0-2 |
| MR | CRO | 13 JUL |
| MR | QAT | 13 JUL |

QAT - Qatar

| No. | Name | Date of Birth | Competition Statistics | | | | | | |
|------------------------------------|-------------------|---------------|------------------------|--------|------|-------|-----|-----|----|
| | | | MP | Points | 1-Pt | 2-Pt | SUS | S+D | DR |
| 7 | Mutasem AMOHAMED | 2 MAR 1988 | 2 | 4 | | 2/2 | 1 | | |
| 8 | Mohamed HASSAN | 19 FEB 1984 | 2 | 16 | | 8/10 | | | |
| 10 | Ali MOHAMED | 14 DEC 1989 | 2 | 6 | | 3/3 | | | |
| 11 | Abdulrazzaq MURAD | 29 JUN 1990 | 2 | 2 | | 1/1 | 1 | | |
| 12 | Mohsen AL-YAFEAI | 28 DEC 1978 | 2 | | | 0/1 | | | |
| 16 | Mohamed SOUSSI | 22 JUL 1992 | 2 | | | 0/1 | | | |
| 17 | Amir DENGUIR | 7 MAR 1995 | 2 | 20 | | 10/16 | 1 | | |
| 24 | Sid KENAOUI | 7 NOV 1988 | 2 | | | | | | |
| 69 | Hani KAKHI | 31 OCT 1990 | 2 | 28 | | 14/19 | 1 | | |
| 94 | Mohamed SALEH | 24 JUN 1994 | 2 | 2 | | 1/1 | 1 | | |
| Head Coach Khaled ALY (EGY) | | | | | | | | | |

| QAT Played | | |
|------------|-----|--------|
| PR | NZL | 2-0 |
| PR | CRO | 0-2 |
| MR | ARG | 13 JUL |
| MR | PUR | 13 JUL |

| Legend: | | | | | | | |
|---------|-----------------|------|-----------------|--------|----------------|----|-------------------------|
| 1-Pt | 1-Point Shots | 2-Pt | 2-Point Shots | PL 5-7 | Placement 5-7 | DR | Disqualification+Report |
| MP | Matches played | MR | Main Round | No. | Uniform Number | PR | Preliminary Round |
| SUS | 1st Suspensions | S+D | 2nd Suspensions | | | | |

Timing and Results provided by  TISSOT





Match No.: 15 Court 2

Results

Puerto Rico 0 vs 2 Qatar

Referees:
Laura BUCHON PEREA (ESP)
Patricia del VALLE ENCUESTRA (ESP)

1st Period: 18 - 22
2nd Period: 16 - 24

PUR - Puerto Rico

Headcoach: Abdiel ACEVEDO PEREZ

Team time outs: 1

| No. | Name | Total | | | | Goals / Shots | | | | | | | Punishments | | |
|--------|-----------------------------------|--------|-------|-------|-----|---------------|-----------|--------|-----------|------------|-------------|-------|-------------|-----|----|
| | | Points | Goals | Shots | % | 1-Pt All | 1-Pt Spin | Spin | In-flight | Specialist | Direct Goal | P6m | SUS | S+D | DR |
| 3 | Julian Jay DELGADO MOJICA | 2 | 1 | 3 | 33 | | | 1 / 2 | | 0 / 1 | | | | | |
| 5 | Owen GONZALEZ LEBRON | 6 | 3 | 4 | 75 | | | 3 / 4 | | | | | | | |
| 7 | Leamsy ROSADO LUGO | | | | | | | | | | | | | | |
| 10 | Jodmel ROSADO LUGO | | | | | | | | | | | | | | |
| 11 | Francisco Javier PEREZ HERNANDEZ | 8 | 4 | 6 | 67 | | | | | 1 / 3 | | 3 / 3 | | | |
| 14 | Luis Guillermo GRATACOS RODRIGUEZ | 2 | 1 | 3 | 33 | | | 0 / 1 | 1 / 2 | | | | | | |
| 16 | Bryan Manuel RIVERA GONZALEZ | 2 | 1 | 2 | 50 | | | 1 / 2 | | | | | 1 | 1 | |
| 21 | John Elmer VAZQUEZ PABON | 8 | 4 | 5 | 80 | | | 4 / 4 | 0 / 1 | | | | | | |
| 29 | Angel Luis VARGAS CRUZ | 4 | 2 | 2 | 100 | | | | 2 / 2 | | | | 1 | | |
| 55 | Orlando GARCIA GONZALEZ | 2 | 1 | 4 | 25 | | | | 0 / 1 | 1 / 3 | | | | | |
| Totals | | 34 | 17 | 29 | 59 | | | 9 / 13 | 3 / 6 | 2 / 7 | | 3 / 3 | 2 | 1 | |


| No. | Goalkeeper | Total | | | Saves / Shots | | | | | | |
|--------|----------------------------------|-------|-------|----|---------------|-----------|--------|-----------|------------|-------------|-------|
| | | Saves | Shots | % | 1-Pt All | 1-Pt Spin | Spin | In-flight | Specialist | Direct Goal | P6m |
| 10 | Jodmel ROSADO LUGO | 1 | 12 | 8 | | | 0 / 5 | 1 / 1 | 0 / 6 | | |
| 11 | Francisco Javier PEREZ HERNANDEZ | 3 | 15 | 20 | | | 2 / 11 | | 1 / 3 | | 0 / 1 |
| Totals | | 4 | 27 | 15 | | | 2 / 16 | 1 / 1 | 1 / 9 | | 0 / 1 |

QAT - Qatar

Headcoach: Khaled ALY

| No. | Name | Total | | | | Goals / Shots | | | | | | | Punishments | | |
|--------|-------------------|--------|-------|-------|----|---------------|-----------|---------|-----------|------------|-------------|-------|-------------|-----|----|
| | | Points | Goals | Shots | % | 1-Pt All | 1-Pt Spin | Spin | In-flight | Specialist | Direct Goal | P6m | SUS | S+D | DR |
| 7 | Mutasem AMOHAMED | 12 | 6 | 7 | 86 | | | 6 / 7 | | | | | | | |
| 8 | Mohamed HASSAN | 14 | 7 | 8 | 88 | | | | | 7 / 8 | | | | | |
| 10 | Ali MOHAMED | | 0 | 1 | 0 | | | | 0 / 1 | | | | | | |
| 11 | Abdulrazzaq MURAD | 6 | 3 | 4 | 75 | | | 3 / 4 | | | | | | | |
| 12 | Mohsen AL-YAFEAI | | | | | | | | | | | | | | |
| 16 | Mohamed SOUSSI | | 0 | 2 | 0 | | | | | | 0 / 2 | | | | |
| 17 | Amir DENGUIR | 14 | 7 | 11 | 64 | | | 5 / 9 | | 1 / 1 | | 1 / 1 | | | |
| 24 | Sid KENAOUI | | | | | | | | | | | | | | |
| 69 | Hani KAKHI | | | | | | | | | | | | | | |
| 94 | Mohamed SALEH | | | | | | | | | | | | | | |
| Totals | | 46 | 23 | 33 | 70 | | | 14 / 20 | 0 / 1 | 8 / 9 | 0 / 2 | 1 / 1 | | | |

| No. | Goalkeeper | Total | | | Saves / Shots | | | | | | |
|--------|----------------|-------|-------|----|---------------|-----------|--------|-----------|------------|-------------|-------|
| | | Saves | Shots | % | 1-Pt All | 1-Pt Spin | Spin | In-flight | Specialist | Direct Goal | P6m |
| 16 | Mohamed SOUSSI | 4 | 21 | 19 | | | 1 / 10 | 1 / 4 | 2 / 4 | | 0 / 3 |
| Totals | | 4 | 21 | 19 | | | 1 / 10 | 1 / 4 | 2 / 4 | | 0 / 3 |

Timing and Results provided by  TISSOT



Match No.: 15 Court 2

Results

| Team Comparison | 1st Period | | | | 2nd Period | | | |
|--------------------|-------------|-----|-------------|-----|-------------|-----|-------------|-----|
| | Puerto Rico | | Qatar | | Puerto Rico | | Qatar | |
| | Goals/Shots | % | Goals/Shots | % | Goals/Shots | % | Goals/Shots | % |
| In-flight Shots | 1 / 3 | 33 | | | 2 / 3 | 67 | 0 / 1 | 0 |
| Spin Shots | 5 / 7 | 71 | 6 / 9 | 67 | 4 / 6 | 67 | 8 / 11 | 73 |
| Specialist Shots | 1 / 4 | 25 | 5 / 5 | 100 | 1 / 3 | 33 | 3 / 4 | 75 |
| 1-Point Shots | | | | | | | | |
| Direct Goal Shots | | | 0 / 1 | 0 | | | 0 / 1 | 0 |
| 6-meter Shots | 2 / 2 | 100 | | | 1 / 1 | 100 | 1 / 1 | 100 |
| 1-Point Spin Shots | | | | | | | | |



Match No.: 15 Court 2

Results

Puerto Rico 0 vs 2 Qatar

Referees:
Laura BUCHON PEREA (ESP)
Patricia del VALLE ENCUESTRA (ESP)

1st Period: 18 - 22
2nd Period: 16 - 24

PUR - Puerto Rico

| No. | Name | Technical skills | | | | | |
|--------|-----------------------------------|------------------|--------|---------------|-------------------|---------------|-----------|
| | | Assists | Steals | Blocked Shots | Received 6m Fouls | Penalty Fouls | Turnovers |
| 3 | Julian Jay DELGADO MOJICA | | | | 1 | | 2 |
| 5 | Owen GONZALEZ LEBRON | 1 | | | 1 | | 2 |
| 7 | Leamsy ROSADO LUGO | 2 | 1 | | | | |
| 10 | Jodmel ROSADO LUGO | | | | | | |
| 11 | Francisco Javier PEREZ HERNANDEZ | | | | | | |
| 14 | Luis Guillermo GRATACOS RODRIGUEZ | | | | 1 | | |
| 16 | Bryan Manuel RIVERA GONZALEZ | 1 | 1 | | | 1 | |
| 21 | John Elmer VAZQUEZ PABON | | | | | | 2 |
| 29 | Angel Luis VARGAS CRUZ | | | | | | |
| 55 | Orlando GARCIA GONZALEZ | | | | | | |
| Team | | | | | | | |
| Totals | | 4 | 2 | | 3 | 1 | 6 |

Running Score

PUR - QAT

1st Period

| | |
|---------|-----------------------|
| 0 : 2 | DENGUIR A. |
| 2 : 2 | RIVERA GONZALEZ B. |
| 2 : 4 | HASSAN M. |
| 4 : 4 | GONZALEZ LEBRON O. |
| 4 : 6 | HASSAN M. |
| 4 : 8 | HASSAN M. |
| 6 : 8 | GRATACOS RODRIGUEZ L. |
| 6 : 10 | MURAD A. |
| 6 : 12 | DENGUIR A. |
| 8 : 12 | VAZQUEZ PABON J. |
| 8 : 14 | MURAD A. |
| 8 : 16 | DENGUIR A. |
| 8 : 18 | MURAD A. |
| 10 : 18 | DELGADO MOJICA J. |
| 10 : 20 | HASSAN M. |
| 12 : 20 | GONZALEZ LEBRON O. |
| 14 : 20 | PEREZ HERNANDEZ F. |
| 14 : 22 | HASSAN M. |
| 16 : 22 | PEREZ HERNANDEZ F. |
| 18 : 22 | PEREZ HERNANDEZ F. |

QAT - Qatar

| No. | Name | Technical skills | | | | | |
|--------|-------------------|------------------|--------|---------------|-------------------|---------------|-----------|
| | | Assists | Steals | Blocked Shots | Received 6m Fouls | Penalty Fouls | Turnovers |
| 7 | Mutasem AMOHAMED | | | 1 | 1 | | |
| 8 | Mohamed HASSAN | | | | | | |
| 10 | Ali MOHAMED | | | | | | |
| 11 | Abdulrazzaq MURAD | | | | | | |
| 12 | Mohsen AL-YAFEAI | | | | | | |
| 16 | Mohamed SOUSSI | | | | | | |
| 17 | Amir DENGUIR | | | | | | |
| 24 | Sid KENAOUI | | | | | 2 | |
| 69 | Hani KAKHI | | | | | | |
| 94 | Mohamed SALEH | | | | | 1 | |
| Team | | | | | | | 2 |
| Totals | | | | 1 | 1 | 3 | 2 |

2nd Period

| | |
|---------|--------------------|
| 0 : 2 | AMOHAMED M. |
| 2 : 2 | VAZQUEZ PABON J. |
| 2 : 4 | DENGUIR A. |
| 4 : 4 | GONZALEZ LEBRON O. |
| 4 : 6 | AMOHAMED M. |
| 6 : 6 | GARCIA GONZALEZ O. |
| 6 : 8 | AMOHAMED M. |
| 6 : 10 | DENGUIR A. |
| 6 : 12 | AMOHAMED M. |
| 8 : 12 | VAZQUEZ PABON J. |
| 8 : 14 | DENGUIR A. |
| 8 : 16 | HASSAN M. |
| 10 : 16 | VARGAS CRUZ A. |
| 10 : 18 | AMOHAMED M. |
| 12 : 18 | VAZQUEZ PABON J. |
| 12 : 20 | HASSAN M. |
| 12 : 22 | AMOHAMED M. |
| 14 : 22 | PEREZ HERNANDEZ F. |
| 16 : 22 | VARGAS CRUZ A. |
| 16 : 24 | DENGUIR A. |

| Legend: | | | | | | | |
|---------|----------------|------|----------------|-----------|-------------------|------|------------------------------|
| % | Efficiency | 1-Pt | 1-Point-Shots | 1-Pt Spin | 1-Point-Spinshots | DR | Disqualification with Report |
| GG | Golden Goal | No. | Number | P6m | 6m Penalty Shots | Spin | Spinnshots |
| SUS | 1st Suspension | S+D | 2nd Suspension | | | | |

Timing and Results provided by TISSOT





Match No.: 4 Court 1

Start List

USA - PUR

Referees: Josue RESENDIZ (MEX) / Jesus RUIZ (MEX)

Technical Delegate A: Ioannis MEIMARIDIS (GRE)
 Technical Delegate B: Emir BESLIJA (MNE)
 Timekeeper: Patricia del VALLE ENCUESTRA (ESP)
 Secretary: Laura BUCHON PEREA (ESP)

USA - United States

| No. | Name | Date of Birth | Competition Statistics | | | | | | |
|---------------------------|-----------------------|---------------|------------------------|--------|------|------|-----|-----|----|
| | | | MP | Points | 1-Pt | 2-Pt | SUS | S+D | DR |
| 1 | Willard JOHNSON | 18 AUG 1986 | | | | | | | |
| 2 | Jamison WHITING | 7 JUN 1994 | | | | | | | |
| 3 | Cody DOMINIK | 20 AUG 2000 | | | | | | | |
| 4 | Ebiye UDO-UDOMA | 6 OCT 1993 | | | | | | | |
| 5 | Charlie WHITE | 1 FEB 1981 | | | | | | | |
| 7 | Mohamed FOFANA | 16 JAN 1997 | | | | | | | |
| 8 | Gabe GOODREAU | 2 OCT 1986 | | | | | | | |
| 9 | Matthew Michael KOMAN | 26 AUG 1988 | | | | | | | |
| 11 | Jacob GARCIA | 21 APR 1995 | | | | | | | |
| 12 | Andrew DONLIN | 10 SEP 1992 | | | | | | | |
| Head Coach Michael HINSON | | | | | | | | | |


| USA Played | | |
|------------|-----|--------|
| PR | PUR | 11 JUL |
| PR | ARG | 11 JUL |
| PR | BRA | 12 JUL |

PUR - Puerto Rico

| No. | Name | Date of Birth | Competition Statistics | | | | | | |
|---------------------------------------|-----------------------------------|---------------|------------------------|--------|------|------|-----|-----|----|
| | | | MP | Points | 1-Pt | 2-Pt | SUS | S+D | DR |
| 3 | Julian Jay DELGADO MOJICA | 29 NOV 2001 | | | | | | | |
| 5 | Owen GONZALEZ LEBRON | 18 JUL 1995 | | | | | | | |
| 7 | Leamsy ROSADO LUGO | 29 NOV 1997 | | | | | | | |
| 10 | Jodmel ROSADO LUGO | 1 FEB 2001 | | | | | | | |
| 11 | Francisco Javier PEREZ HERNANDEZ | 21 SEP 1990 | | | | | | | |
| 14 | Luis Guillermo GRATACOS RODRIGUEZ | 8 APR 1998 | | | | | | | |
| 16 | Bryan Manuel RIVERA GONZALEZ | 4 MAY 2001 | | | | | | | |
| 21 | John Elmer VAZQUEZ PABON | 23 FEB 2001 | | | | | | | |
| 29 | Angel Luis VARGAS CRUZ | 31 JUL 1997 | | | | | | | |
| 55 | Orlando GARCIA GONZALEZ | 15 NOV 1985 | | | | | | | |
| Head Coach Abdiel ACEVEDO PEREZ (USA) | | | | | | | | | |

| PUR Played | | |
|------------|-----|--------|
| PR | USA | 11 JUL |
| PR | BRA | 11 JUL |
| PR | ARG | 12 JUL |

| Legend: | | | | | | | |
|---------|-----------------|------|----------------|--------|-------------------|-----|-------------------------|
| 1-Pt | 1-Point Shots | 2-Pt | 2-Point Shots | PL 5-7 | Placement 5-7 | DR | Disqualification+Report |
| MP | Matches played | No. | Uniform Number | PR | Preliminary Round | SUS | 1st Suspensions |
| S+D | 2nd Suspensions | | | | | | |

Timing and Results provided by  TISSOT





Match No.: 4 Court 1

Results

United States of America 2 vs 0 Puerto Rico

Referees:
Josue RESENDIZ (MEX)
Jesus RUIZ (MEX)

1st Period: 29 - 18
2nd Period: 28 - 20

USA - United States

Headcoach: Michael HINSON

| No. | Name | Total | | | | Goals / Shots | | | | | | | Punishments | | |
|--------|-----------------------|--------|-------|-------|-----|---------------|-----------|---------|-----------|------------|-------------|-------|-------------|-----|----|
| | | Points | Goals | Shots | % | 1-Pt All | 1-Pt Spin | Spin | In-flight | Specialist | Direct Goal | P6m | SUS | S+D | DR |
| 1 | Willard JOHNSON | | | | | | | | | | | | | | |
| 2 | Jamison WHITING | | | | | | | | | | | | | | |
| 3 | Cody DOMINIK | 16 | 8 | 9 | 89 | | | 3 / 3 | 5 / 6 | | | | | | |
| 4 | Ebiye UDO-UDOMA | 12 | 6 | 7 | 86 | | | 6 / 6 | 0 / 1 | | | | | | |
| 5 | Charlie WHITE | 4 | 2 | 2 | 100 | | | | | 2 / 2 | | | | | |
| 7 | Mohamed FOFANA | | | | | | | | | | | | | | |
| 8 | Gabe GOODREAU | | | | | | | | | | | | | | |
| 9 | Matthew Michael KOMAN | | | | | | | | | | | | | | |
| 11 | Jacob GARCIA | 6 | 3 | 5 | 60 | | | | | 3 / 5 | | | | | |
| 12 | Andrew DONLIN | 19 | 10 | 12 | 83 | 1 / 1 | | 2 / 2 | 6 / 8 | | | 1 / 1 | | | |
| Totals | | 57 | 29 | 35 | 83 | 1 / 1 | | 11 / 11 | 11 / 15 | 5 / 7 | | 1 / 1 | | | |

| No. | Goalkeeper | Total | | | Saves / Shots | | | | | | |
|--------|---------------|-------|-------|----|---------------|-----------|--------|-----------|------------|-------------|-------|
| | | Saves | Shots | % | 1-Pt All | 1-Pt Spin | Spin | In-flight | Specialist | Direct Goal | P6m |
| 8 | Gabe GOODREAU | 7 | 26 | 27 | | | 6 / 16 | 0 / 3 | 1 / 5 | | 0 / 2 |
| Totals | | 7 | 26 | 27 | | | 6 / 16 | 0 / 3 | 1 / 5 | | 0 / 2 |


PUR - Puerto Rico

Headcoach: Abdiel ACEVEDO PEREZ

Team time outs: 1

| No. | Name | Total | | | | Goals / Shots | | | | | | | Punishments | | |
|--------|-----------------------------------|--------|-------|-------|-----|---------------|-----------|---------|-----------|------------|-------------|-------|-------------|-----|----|
| | | Points | Goals | Shots | % | 1-Pt All | 1-Pt Spin | Spin | In-flight | Specialist | Direct Goal | P6m | SUS | S+D | DR |
| 3 | Julian Jay DELGADO MOJICA | 14 | 7 | 7 | 100 | | | 3 / 3 | | 4 / 4 | | | | | |
| 5 | Owen GONZALEZ LEBRON | | 0 | 2 | 0 | | | 0 / 2 | | | | | | | |
| 7 | Leamsy ROSADO LUGO | | | | | | | | | | | | | | |
| 10 | Jodmel ROSADO LUGO | | | | | | | | | | | | | | |
| 11 | Francisco Javier PEREZ HERNANDEZ | 4 | 2 | 5 | 40 | | | | | 0 / 3 | | 2 / 2 | | | |
| 14 | Luis Guillermo GRATACOS RODRIGUEZ | 8 | 4 | 7 | 57 | | | 2 / 4 | 2 / 3 | | | | | | |
| 16 | Bryan Manuel RIVERA GONZALEZ | | | | | | | | | | | | | | |
| 21 | John Elmer VAZQUEZ PABON | 12 | 6 | 9 | 67 | | | 5 / 8 | 1 / 1 | | | | | | |
| 29 | Angel Luis VARGAS CRUZ | | | | | | | | | | | | 1 | | |
| 55 | Orlando GARCIA GONZALEZ | | 0 | 1 | 0 | | | 0 / 1 | | | | | | | 1 |
| Totals | | 38 | 19 | 31 | 61 | | | 10 / 18 | 3 / 4 | 4 / 7 | | 2 / 2 | 1 | | 1 |

| No. | Goalkeeper | Total | | | Saves / Shots | | | | | | |
|--------|----------------------------------|-------|-------|----|---------------|-----------|--------|-----------|------------|-------------|-------|
| | | Saves | Shots | % | 1-Pt All | 1-Pt Spin | Spin | In-flight | Specialist | Direct Goal | P6m |
| 10 | Jodmel ROSADO LUGO | 4 | 30 | 13 | 0 / 1 | | 0 / 10 | 2 / 13 | 2 / 6 | | |
| 11 | Francisco Javier PEREZ HERNANDEZ | 0 | 3 | 0 | | | 0 / 1 | | 0 / 1 | | 0 / 1 |
| Totals | | 4 | 33 | 12 | 0 / 1 | | 0 / 11 | 2 / 13 | 2 / 7 | | 0 / 1 |

Timing and Results provided by  TISSOT



Match No.: 4 Court 1

Results

| Team Comparison | 1st Period | | | | 2nd Period | | | |
|--------------------|--------------------------|-----|-------------|-----|--------------------------|-----|-------------|----|
| | United States of America | | Puerto Rico | | United States of America | | Puerto Rico | |
| | Goals/Shots | % | Goals/Shots | % | Goals/Shots | % | Goals/Shots | % |
| In-flight Shots | 6 / 8 | 75 | 2 / 2 | 100 | 5 / 7 | 71 | 1 / 2 | 50 |
| Spin Shots | 6 / 6 | 100 | 5 / 9 | 56 | 5 / 5 | 100 | 5 / 9 | 56 |
| Specialist Shots | 2 / 3 | 67 | 0 / 2 | 0 | 3 / 4 | 75 | 4 / 5 | 80 |
| 1-Point Shots | 1 / 1 | 100 | | | | | | |
| Direct Goal Shots | | | | | | | | |
| 6-meter Shots | | | 2 / 2 | 100 | 1 / 1 | 100 | | |
| 1-Point Spin Shots | | | | | | | | |



Match No.: 4 Court 1

Results

United States of America 2 vs 0 Puerto Rico

Referees:
Josue RESENDIZ (MEX)
Jesus RUIZ (MEX)

1st Period: 29 - 18
2nd Period: 28 - 20

USA - United States

| No. | Name | Technical skills | | | | | |
|--------|-----------------------|------------------|--------|---------------|-------------------|---------------|-----------|
| | | Assists | Steals | Blocked Shots | Received 6m Fouls | Penalty Fouls | Turnovers |
| 1 | Willard JOHNSON | | | 1 | | | |
| 2 | Jamison WHITING | | | 1 | | | |
| 3 | Cody DOMINIK | | | | | | |
| 4 | Ebiye UDO-UDOMA | 9 | | | 1 | | |
| 5 | Charlie WHITE | 1 | | | | | |
| 7 | Mohamed FOFANA | | | | | 1 | |
| 8 | Gabe GOODREAU | | | | | | |
| 9 | Matthew Michael KOMAN | | | 1 | | 1 | |
| 11 | Jacob GARCIA | 2 | | | | | 1 |
| 12 | Andrew DONLIN | 1 | | | | | |
| Team | | | | | | | |
| Totals | | 13 | | 3 | 1 | 2 | 1 |

Running Score
USA - PUR

| 1st Period | |
|--------------|-------------------------------|
| DONLIN A. | 1 : 0 |
| | 1 : 2 GRATACOS RODRIGUEZ L. |
| DONLIN A. | 3 : 2 |
| | 3 : 4 DELGADO MOJICA J. |
| UDO-UDOMA E. | 5 : 4 |
| | 5 : 6 VAZQUEZ PABON J. |
| DOMINIK C. | 7 : 6 |
| | 7 : 8 PEREZ HERNANDEZ F. |
| GARCIA J. | 9 : 8 |
| DONLIN A. | 11 : 8 |
| | 11 : 10 DELGADO MOJICA J. |
| DONLIN A. | 13 : 10 |
| | 13 : 12 PEREZ HERNANDEZ F. |
| DONLIN A. | 15 : 12 |
| | 15 : 14 VAZQUEZ PABON J. |
| DONLIN A. | 17 : 14 |
| UDO-UDOMA E. | 19 : 14 |
| DONLIN A. | 21 : 14 |
| | 21 : 16 VAZQUEZ PABON J. |
| DONLIN A. | 23 : 16 |
| DOMINIK C. | 25 : 16 |
| | 25 : 18 DELGADO MOJICA J. |
| UDO-UDOMA E. | 27 : 18 |
| GARCIA J. | 29 : 18 |
| 2nd Period | |
| GARCIA J. | 2 : 0 |
| | 2 : 2 DELGADO MOJICA J. |
| DONLIN A. | 4 : 2 |
| UDO-UDOMA E. | 6 : 2 |
| | 6 : 4 VAZQUEZ PABON J. |
| UDO-UDOMA E. | 8 : 4 |
| | 8 : 6 DELGADO MOJICA J. |
| DOMINIK C. | 10 : 6 |
| | 10 : 8 GRATACOS RODRIGUEZ L. |
| UDO-UDOMA E. | 12 : 8 |
| | 12 : 10 DELGADO MOJICA J. |
| DOMINIK C. | 14 : 10 |
| | 14 : 12 GRATACOS RODRIGUEZ L. |
| DOMINIK C. | 16 : 12 |
| | 16 : 14 DELGADO MOJICA J. |
| DOMINIK C. | 18 : 14 |
| DONLIN A. | 20 : 14 |
| | 20 : 16 GRATACOS RODRIGUEZ L. |
| DOMINIK C. | 22 : 16 |
| | 22 : 18 VAZQUEZ PABON J. |
| DOMINIK C. | 24 : 18 |
| WHITE C. | 26 : 18 |
| WHITE C. | 28 : 18 |
| | 28 : 20 VAZQUEZ PABON J. |

PUR - Puerto Rico

| No. | Name | Technical skills | | | | | |
|--------|-----------------------------------|------------------|--------|---------------|-------------------|---------------|-----------|
| | | Assists | Steals | Blocked Shots | Received 6m Fouls | Penalty Fouls | Turnovers |
| 3 | Julian Jay DELGADO MOJICA | 1 | | | 1 | | 1 |
| 5 | Owen GONZALEZ LEBRON | 4 | | | 1 | | 1 |
| 7 | Leamsy ROSADO LUGO | | | | | | |
| 10 | Jodmel ROSADO LUGO | | | | | | |
| 11 | Francisco Javier PEREZ HERNANDEZ | 1 | | | | | |
| 14 | Luis Guillermo GRATACOS RODRIGUEZ | | | | | | 2 |
| 16 | Bryan Manuel RIVERA GONZALEZ | | | | | | |
| 21 | John Elmer VAZQUEZ PABON | | | | | | |
| 29 | Angel Luis VARGAS CRUZ | | | | | | |
| 55 | Orlando GARCIA GONZALEZ | | | | | 1 | |
| Team | | | | | | | 1 |
| Totals | | 6 | | | 2 | 1 | 5 |


Timing and Results provided by TISSOT



Match No.: 4 Court 1

Results

| Legend: | | | | | | | |
|---------|----------------|------|----------------|-----------|-------------------|------|------------------------------|
| % | Efficiency | 1-Pt | 1-Point-Shots | 1-Pt Spin | 1-Point-Spinshots | DR | Disqualification with Report |
| GG | Golden Goal | No. | Number | P6m | 6m Penalty Shots | Spin | Spinshots |
| SUS | 1st Suspension | S+D | 2nd Suspension | | | | |

Timing and Results provided by  TISSOT





Match No.: 5 Court 2

Start List

BRA - ARG

Referees: Boris MANDAK (SVK) / Mario RUDINSKY (SVK)

Technical Delegate A: Agnieszka SKOWRONEK (POL)
Technical Delegate B: Jerome ROLLAND (FRA)
Timekeeper: Hector ORJUELA (COL)
Secretary: J. Camilo SALAMANCA (COL)

BRA - Brazil

| No. | Name | Date of Birth | Competition Statistics | | | | | | |
|--------------------------------------|------------------------------|---------------|------------------------|--------|------|------|-----|-----|----|
| | | | MP | Points | 1-Pt | 2-Pt | SUS | S+D | DR |
| 1 | Cris ROSSA | 21 FEB 1986 | | | | | | | |
| 2 | Andre SIMOES | 31 MAY 1999 | | | | | | | |
| 3 | Renan CARVALHO | 3 NOV 1992 | | | | | | | |
| 4 | Bruno GOMES GAMA | 28 MAY 1993 | | | | | | | |
| 5 | Nailson AMARAL | 3 JUL 1990 | | | | | | | |
| 6 | Bruno OLIVEIRA | 29 DEC 1985 | | | | | | | |
| 10 | Gil PIRES | 24 JAN 1982 | | | | | | | |
| 11 | Thiago de OLIVEIRA BARCELLOS | 28 APR 1987 | | | | | | | |
| 14 | Marcelo TULLER | 18 APR 1995 | | | | | | | |
| 25 | Hugo FERNANDES | 31 OCT 1995 | | | | | | | |
| Head Coach Djandro NASCIMENTO | | | | | | | | | |

| BRA Played | | |
|------------|-----|--------|
| PR | ARG | 11 JUL |
| PR | PUR | 11 JUL |
| PR | USA | 12 JUL |

ARG - Argentina

| No. | Name | Date of Birth | Competition Statistics | | | | | | |
|-------------------------------------|-------------------------|---------------|------------------------|--------|------|------|-----|-----|----|
| | | | MP | Points | 1-Pt | 2-Pt | SUS | S+D | DR |
| 1 | Gustavo OLIVERO | 26 JUN 1986 | | | | | | | |
| 3 | Nicolas Ezequiel MILLET | 4 AUG 2000 | | | | | | | |
| 4 | Santiago VIDONDO | 6 MAY 2003 | | | | | | | |
| 5 | Santino SPOSITO | 22 JUN 2002 | | | | | | | |
| 6 | Francisco DAUDINOT | 15 SEP 2000 | | | | | | | |
| 7 | Nahuel BAPTISTA | 6 FEB 2000 | | | | | | | |
| 9 | Tomas PAEZ | 14 DEC 2000 | | | | | | | |
| 10 | Alejo NOVILLO | 20 JUL 2000 | | | | | | | |
| 11 | Lucas MORAS | 2 MAY 1985 | | | | | | | |
| 12 | Fernando LOPEZ | 5 DEC 1983 | | | | | | | |
| Head Coach Sebastian FERRARO | | | | | | | | | |

| ARG Played | | |
|------------|-----|--------|
| PR | BRA | 11 JUL |
| PR | USA | 11 JUL |
| PR | PUR | 12 JUL |

| Legend: | | | | | | | |
|-------------|-----------------|-------------|----------------|---------------|-------------------|------------|-------------------------|
| 1-Pt | 1-Point Shots | 2-Pt | 2-Point Shots | PL 5-7 | Placement 5-7 | DR | Disqualification+Report |
| MP | Matches played | No. | Uniform Number | PR | Preliminary Round | SUS | 1st Suspensions |
| S+D | 2nd Suspensions | | | | | | |

Timing and Results provided by 





Match No.: 5 Court 2

Results

Brazil 2 vs 0 Argentina

Referees:
Boris MANDAK (SVK)
Mario RUDINSKY (SVK)

1st Period: 20 - 16
2nd Period: 28 - 20

BRA - Brazil

Headcoach: Djandro NASCIMENTO

| No. | Name | Total | | | | Goals / Shots | | | | | | | Punishments | | |
|--------|------------------|--------|-------|-------|-----|---------------|-----------|--------|-----------|------------|-------------|-------|-------------|-----|----|
| | | Points | Goals | Shots | % | 1-Pt All | 1-Pt Spin | Spin | In-flight | Specialist | Direct Goal | P6m | SUS | S+D | DR |
| 1 | Cris ROSSA | | | | | | | | | | | | | | |
| 2 | Andre SIMOES | | 0 | 1 | 0 | | | | 0 / 1 | | | | | | |
| 3 | Renan CARVALHO | 19 | 10 | 11 | 91 | 1 / 1 | | 4 / 4 | 5 / 6 | | | | | | |
| 4 | Bruno GOMES GAMA | | | | | | | | | | | | | | |
| 5 | Nailson AMARAL | 8 | 4 | 6 | 67 | | | 3 / 4 | 1 / 2 | | | | | | |
| 6 | Bruno OLIVEIRA | 4 | 2 | 2 | 100 | | | | | 2 / 2 | | | | | |
| 10 | Gil PIRES | 17 | 9 | 9 | 100 | 1 / 1 | | 2 / 2 | 4 / 4 | | | 2 / 2 | | | |
| 11 | JORDAN Thiago | | | | | | | | | | | | 1 | | |
| 14 | Marcelo TULLER | | | | | | | | | | | | | | |
| 25 | Hugo FERNANDES | | | | | | | | | | | | 1 | | |
| Totals | | 48 | 25 | 29 | 86 | 2 / 2 | | 9 / 10 | 10 / 13 | 2 / 2 | | 2 / 2 | 2 | | |

| No. | Goalkeeper | Total | | | | Saves / Shots | | | | | | |
|--------|------------|-------|-------|----|----------|---------------|-------|-----------|------------|-------------|-----|-------|
| | | Saves | Shots | % | 1-Pt All | 1-Pt Spin | Spin | In-flight | Specialist | Direct Goal | P6m | |
| 1 | Cris ROSSA | 7 | 26 | 27 | 0 / 2 | | 2 / 6 | 3 / 10 | 1 / 5 | | | 1 / 3 |
| Totals | | 7 | 26 | 27 | 0 / 2 | | 2 / 6 | 3 / 10 | 1 / 5 | | | 1 / 3 |


ARG - Argentina

Headcoach: Sebastian FERRARO

Team time outs: 2

| No. | Name | Total | | | | Goals / Shots | | | | | | | Punishments | | |
|--------|-------------------------|--------|-------|-------|-----|---------------|-----------|-------|-----------|------------|-------------|-------|-------------|-----|----|
| | | Points | Goals | Shots | % | 1-Pt All | 1-Pt Spin | Spin | In-flight | Specialist | Direct Goal | P6m | SUS | S+D | DR |
| 1 | Gustavo OLIVERO | 7 | 4 | 4 | 100 | 1 / 1 | | | | 3 / 3 | | | | | |
| 3 | Nicolas Ezequiel MILLET | | | | | | | | | | | | | | |
| 4 | Santiago VIDONDO | | | | | | | | | | | | | | |
| 5 | Santino SPOSITO | 9 | 5 | 10 | 50 | 1 / 1 | | 0 / 1 | 4 / 8 | | | | | | |
| 6 | Francisco DAUDINOT | 2 | 1 | 2 | 50 | | | | | 1 / 2 | | | | | |
| 7 | Nahuel BAPTISTA | 14 | 7 | 9 | 78 | | | 4 / 5 | 1 / 2 | | | 2 / 2 | | | |
| 9 | Tomas PAEZ | | | | | | | | | | | | | | |
| 10 | Alejo NOVILLO | | | | | | | | | | | | | | |
| 11 | Lucas MORAS | 4 | 2 | 4 | 50 | | | 0 / 1 | 2 / 2 | | | 0 / 1 | 1 | | |
| 12 | Fernando LOPEZ | | | | | | | | | | | | | | |
| Totals | | 36 | 19 | 29 | 66 | 2 / 2 | | 4 / 7 | 7 / 12 | 4 / 5 | | 2 / 3 | 1 | | |

| No. | Goalkeeper | Total | | | | Saves / Shots | | | | | | |
|--------|---------------|-------|-------|---|----------|---------------|-------|-----------|------------|-------------|-----|-------|
| | | Saves | Shots | % | 1-Pt All | 1-Pt Spin | Spin | In-flight | Specialist | Direct Goal | P6m | |
| 10 | Alejo NOVILLO | 1 | 26 | 4 | 0 / 2 | | 0 / 9 | 1 / 11 | 0 / 2 | | | 0 / 2 |
| Totals | | 1 | 26 | 4 | 0 / 2 | | 0 / 9 | 1 / 11 | 0 / 2 | | | 0 / 2 |

Timing and Results provided by  TISSOT



Match No.: 5 Court 2

Results

| Team Comparison | 1st Period | | | | 2nd Period | | | |
|--------------------|-------------|-----|-------------|-----|-------------|-----|-------------|-----|
| | Brazil | | Argentina | | Brazil | | Argentina | |
| | Goals/Shots | % | Goals/Shots | % | Goals/Shots | % | Goals/Shots | % |
| In-flight Shots | 5 / 6 | 83 | 2 / 5 | 40 | 5 / 7 | 71 | 5 / 7 | 71 |
| Spin Shots | 2 / 3 | 67 | 3 / 4 | 75 | 7 / 7 | 100 | 1 / 3 | 33 |
| Specialist Shots | | | 2 / 2 | 100 | 2 / 2 | 100 | 2 / 3 | 67 |
| 1-Point Shots | 2 / 2 | 100 | 2 / 2 | 100 | | | | |
| Direct Goal Shots | | | | | | | | |
| 6-meter Shots | 2 / 2 | 100 | 0 / 1 | 0 | | | 2 / 2 | 100 |
| 1-Point Spin Shots | | | | | | | | |



Match No.: 5 Court 2

Results

Brazil 2 vs 0 Argentina

Referees:
Boris MANDAK (SVK)
Mario RUDINSKY (SVK)

1st Period: 20 - 16
2nd Period: 28 - 20

BRA - Brazil

| No. | Name | Technical skills | | | | | |
|--------|------------------|------------------|--------|---------------|-------------------|---------------|-----------|
| | | Assists | Steals | Blocked Shots | Received 6m Fouls | Penalty Fouls | Turnovers |
| 1 | Cris ROSSA | | | | | | |
| 2 | Andre SIMOES | 1 | | | | | |
| 3 | Renan CARVALHO | | | | | 1 | |
| 4 | Bruno GOMES GAMA | | | | | | |
| 5 | Nailson AMARAL | 1 | | | | | |
| 6 | Bruno OLIVEIRA | 6 | | | | | |
| 10 | Gil PIRES | 2 | | | 1 | | |
| 11 | JORDAN Thiago | | | | | 1 | 1 |
| 14 | Marcelo TULLER | | | | | | |
| 25 | Hugo FERNANDES | | | | | 1 | |
| Team | | | | | | | |
| Totals | | 10 | | | 1 | 3 | 1 |

Running Score

BRA - ARG

1st Period

| | | |
|-------------|---------|-------------|
| PIRES G. | 1 : 0 | |
| | 1 : 2 | OLIVEIRO G. |
| CARVALHO R. | 3 : 2 | |
| | 3 : 4 | OLIVEIRO G. |
| PIRES G. | 5 : 4 | |
| | 5 : 5 | OLIVEIRO G. |
| | 5 : 7 | MORAS L. |
| CARVALHO R. | 7 : 7 | |
| | 7 : 8 | SPOSITO S. |
| AMARAL N. | 9 : 8 | |
| AMARAL N. | 11 : 8 | |
| | 11 : 10 | BAPTISTA N. |
| CARVALHO R. | 13 : 10 | |
| | 13 : 12 | BAPTISTA N. |
| PIRES G. | 15 : 12 | |
| PIRES G. | 17 : 12 | |
| | 17 : 14 | SPOSITO S. |
| CARVALHO R. | 19 : 14 | |
| | 19 : 16 | BAPTISTA N. |
| CARVALHO R. | 20 : 16 | |

ARG - Argentina

| No. | Name | Technical skills | | | | | |
|--------|-------------------------|------------------|--------|---------------|-------------------|---------------|-----------|
| | | Assists | Steals | Blocked Shots | Received 6m Fouls | Penalty Fouls | Turnovers |
| 1 | Gustavo OLIVEIRO | 3 | | | 1 | | 1 |
| 3 | Nicolas Ezequiel MILLET | | | | | 1 | |
| 4 | Santiago VIDONDO | | | | | | |
| 5 | Santino SPOSITO | | | | | | 1 |
| 6 | Francisco DAUDINOT | 3 | | | | | 3 |
| 7 | Nahuel BAPTISTA | 1 | | | | | |
| 9 | Tomas PAEZ | | | | | | |
| 10 | Alejo NOVILLO | | | | | | |
| 11 | Lucas MORAS | 1 | | | 1 | | 1 |
| 12 | Fernando LOPEZ | | | | | | |
| Team | | | | | | | |
| Totals | | 8 | | | 2 | 1 | 6 |

2nd Period

| | | |
|-------------|---------|-------------|
| PIRES G. | 2 : 0 | |
| CARVALHO R. | 4 : 0 | |
| CARVALHO R. | 6 : 0 | |
| | 6 : 2 | SPOSITO S. |
| CARVALHO R. | 8 : 2 | |
| | 8 : 4 | SPOSITO S. |
| CARVALHO R. | 10 : 4 | |
| | 10 : 6 | BAPTISTA N. |
| AMARAL N. | 12 : 6 | |
| | 12 : 8 | MORAS L. |
| PIRES G. | 14 : 8 | |
| | 14 : 10 | BAPTISTA N. |
| AMARAL N. | 16 : 10 | |
| | 16 : 12 | DAUDINOT F. |
| OLIVEIRA B. | 18 : 12 | |
| CARVALHO R. | 20 : 12 | |
| PIRES G. | 22 : 12 | |
| | 22 : 14 | BAPTISTA N. |
| OLIVEIRA B. | 24 : 14 | |
| | 24 : 16 | BAPTISTA N. |
| PIRES G. | 26 : 16 | |
| | 26 : 18 | OLIVEIRO G. |
| PIRES G. | 28 : 18 | |
| | 28 : 20 | SPOSITO S. |

| | | | | | | | |
|----------------|--------------------|----------|----------------------|---------------|------------------------------------|---------|--|
| Legend: | % Efficiency | 1-Pt No. | 1-Point-Shots Number | 1-Pt Spin P6m | 1-Point-Spinshots 6m Penalty Shots | DR Spin | Disqualification with Report Spinshots |
| | GG Golden Goal | S+D | 2nd Suspension | | | | |
| | SUS 1st Suspension | | | | | | |

Timing and Results provided by TISSOT





Match No.: 6 Court 1

Start List

ARG - USA

Referees: Laura BUCHON PEREA (ESP) / Patricia del VALLE ENCUESTRA (ESP)

Technical Delegate A: Luiz Filipe CALDAS (BRA)
 Technical Delegate B: Ioannis MEIMARIDIS (GRE)
 Timekeeper: Hector ORJUELA (COL)
 Secretary: J. Camilo SALAMANCA (COL)

ARG - Argentina

| No. | Name | Date of Birth | Competition Statistics | | | | | | |
|------------------------------|-------------------------|---------------|------------------------|--------|------|------|-----|-----|----|
| | | | MP | Points | 1-Pt | 2-Pt | SUS | S+D | DR |
| 1 | Gustavo OLIVERO | 26 JUN 1986 | | | | | | | |
| 3 | Nicolas Ezequiel MILLET | 4 AUG 2000 | | | | | | | |
| 4 | Santiago VIDONDO | 6 MAY 2003 | | | | | | | |
| 5 | Santino SPOSITO | 22 JUN 2002 | | | | | | | |
| 6 | Francisco DAUDINOT | 15 SEP 2000 | | | | | | | |
| 7 | Nahuel BAPTISTA | 6 FEB 2000 | | | | | | | |
| 9 | Tomas PAEZ | 14 DEC 2000 | | | | | | | |
| 10 | Alejo NOVILLO | 20 JUL 2000 | | | | | | | |
| 11 | Lucas MORAS | 2 MAY 1985 | | | | | | | |
| 12 | Fernando LOPEZ | 5 DEC 1983 | | | | | | | |
| Head Coach Sebastian FERRARO | | | | | | | | | |


| ARG Played | | |
|------------|-----|--------|
| PR | BRA | 11 JUL |
| PR | USA | 11 JUL |
| PR | PUR | 12 JUL |

USA - United States

| No. | Name | Date of Birth | Competition Statistics | | | | | | |
|---------------------------|-----------------------|---------------|------------------------|--------|------|------|-----|-----|----|
| | | | MP | Points | 1-Pt | 2-Pt | SUS | S+D | DR |
| 1 | Willard JOHNSON | 18 AUG 1986 | | | | | | | |
| 2 | Jamison WHITING | 7 JUN 1994 | | | | | | | |
| 3 | Cody DOMINIK | 20 AUG 2000 | | | | | | | |
| 4 | Ebiye UDO-UDOMA | 6 OCT 1993 | | | | | | | |
| 5 | Charlie WHITE | 1 FEB 1981 | | | | | | | |
| 7 | Mohamed FOFANA | 16 JAN 1997 | | | | | | | |
| 8 | Gabe GOODREAU | 2 OCT 1986 | | | | | | | |
| 9 | Matthew Michael KOMAN | 26 AUG 1988 | | | | | | | |
| 11 | Jacob GARCIA | 21 APR 1995 | | | | | | | |
| 12 | Andrew DONLIN | 10 SEP 1992 | | | | | | | |
| Head Coach Michael HINSON | | | | | | | | | |

| USA Played | | |
|------------|-----|--------|
| PR | PUR | 11 JUL |
| PR | ARG | 11 JUL |
| PR | BRA | 12 JUL |

| Legend: | | | | | | | |
|---------|-----------------|------|----------------|--------|-------------------|-----|-------------------------|
| 1-Pt | 1-Point Shots | 2-Pt | 2-Point Shots | PL 5-7 | Placement 5-7 | DR | Disqualification+Report |
| MP | Matches played | No. | Uniform Number | PR | Preliminary Round | SUS | 1st Suspensions |
| S+D | 2nd Suspensions | | | | | | |

Timing and Results provided by  TISSOT





Match No.: 6 Court 1

Results

Argentina 0 vs 2 United States of America

Referees:
Laura BUCHON PEREA (ESP)
Patricia del VALLE ENCUESTRA (ESP)

1st Period: 14 - 22
2nd Period: 14 - 20

ARG - Argentina

Headcoach: Sebastian FERRARO

Team time outs: 2

| No. | Name | Total | | | | Goals / Shots | | | | | | | Punishments | | |
|--------|-------------------------|--------|-------|-------|----|---------------|-----------|-------|-----------|------------|-------------|-------|-------------|-----|----|
| | | Points | Goals | Shots | % | 1-Pt All | 1-Pt Spin | Spin | In-flight | Specialist | Direct Goal | P6m | SUS | S+D | DR |
| 1 | Gustavo OLIVERO | | 0 | 3 | 0 | | | | | 0 / 3 | | | | | |
| 3 | Nicolas Ezequiel MILLET | | | | | | | | | | | | | | |
| 4 | Santiago VIDONDO | | | | | | | | | | | | | | |
| 5 | Santino SPOSITO | 8 | 4 | 6 | 67 | | | 2 / 3 | 2 / 3 | | | | | | |
| 6 | Francisco DAUDINOT | 10 | 5 | 6 | 83 | | | 0 / 1 | | 5 / 5 | | | | | |
| 7 | Nahuel BAPTISTA | 8 | 4 | 6 | 67 | | | 3 / 5 | | | | 1 / 1 | | | |
| 9 | Tomas PAEZ | | | | | | | | | | | | 1 | | |
| 10 | Alejo NOVILLO | | 0 | 2 | 0 | | | | | | 0 / 2 | | | | |
| 11 | Lucas MORAS | 2 | 1 | 3 | 33 | | | | 1 / 3 | | | | | | |
| 12 | Fernando LOPEZ | | | | | | | | | | | | 1 | | |
| Totals | | 28 | 14 | 26 | 54 | | | 5 / 9 | 3 / 6 | 5 / 8 | 0 / 2 | 1 / 1 | 2 | | |

| No. | Goalkeeper | Total | | | | Saves / Shots | | | | | | |
|--------|---------------|-------|-------|----|----------|---------------|-------|-----------|------------|-------------|-------|--|
| | | Saves | Shots | % | 1-Pt All | 1-Pt Spin | Spin | In-flight | Specialist | Direct Goal | P6m | |
| 10 | Alejo NOVILLO | 7 | 28 | 25 | | | 2 / 9 | 3 / 13 | 2 / 4 | | 0 / 2 | |
| Totals | | 7 | 28 | 25 | | | 2 / 9 | 3 / 13 | 2 / 4 | | 0 / 2 | |


USA - United States

Headcoach: Michael HINSON

Team time outs: 1

| No. | Name | Total | | | | Goals / Shots | | | | | | | Punishments | | |
|--------|-----------------------|--------|-------|-------|-----|---------------|-----------|--------|-----------|------------|-------------|-------|-------------|-----|----|
| | | Points | Goals | Shots | % | 1-Pt All | 1-Pt Spin | Spin | In-flight | Specialist | Direct Goal | P6m | SUS | S+D | DR |
| 1 | Willard JOHNSON | | | | | | | | | | | | | | |
| 2 | Jamison WHITING | 2 | 1 | 1 | 100 | | | 1 / 1 | | | | | | | |
| 3 | Cody DOMINIK | 12 | 6 | 11 | 55 | | | 3 / 6 | 3 / 5 | | | | | | |
| 4 | Ebiye UDO-UDOMA | 12 | 6 | 6 | 100 | | | 2 / 2 | 2 / 2 | | | 2 / 2 | | | |
| 5 | Charlie WHITE | | 0 | 1 | 0 | | | | | 0 / 1 | | | | | |
| 7 | Mohamed FOFANA | | | | | | | | | | | | | | |
| 8 | Gabe GOODREAU | | | | | | | | | | | | | | |
| 9 | Matthew Michael KOMAN | | | | | | | | | | | | | | |
| 11 | Jacob GARCIA | 8 | 4 | 6 | 67 | | | 1 / 1 | 1 / 2 | 2 / 3 | | | | | |
| 12 | Andrew DONLIN | 8 | 4 | 7 | 57 | | | | 4 / 7 | | | | | | |
| Totals | | 42 | 21 | 32 | 66 | | | 7 / 10 | 10 / 16 | 2 / 4 | | 2 / 2 | | | |

| No. | Goalkeeper | Total | | | | Saves / Shots | | | | | | |
|--------|---------------|-------|-------|----|----------|---------------|-------|-----------|------------|-------------|-------|--|
| | | Saves | Shots | % | 1-Pt All | 1-Pt Spin | Spin | In-flight | Specialist | Direct Goal | P6m | |
| 8 | Gabe GOODREAU | 5 | 19 | 26 | | | 1 / 6 | 2 / 5 | 2 / 7 | | 0 / 1 | |
| Totals | | 5 | 19 | 26 | | | 1 / 6 | 2 / 5 | 2 / 7 | | 0 / 1 | |


Timing and Results provided by 



Match No.: 6 Court 1

Results

| Team Comparison | 1st Period | | | | 2nd Period | | | |
|--------------------|-------------|----|--------------------------|-----|-------------|-----|--------------------------|-----|
| | Argentina | | United States of America | | Argentina | | United States of America | |
| | Goals/Shots | % | Goals/Shots | % | Goals/Shots | % | Goals/Shots | % |
| In-flight Shots | 3 / 4 | 75 | 7 / 9 | 78 | 0 / 2 | 0 | 3 / 7 | 43 |
| Spin Shots | 3 / 7 | 43 | 2 / 4 | 50 | 2 / 2 | 100 | 5 / 6 | 83 |
| Specialist Shots | 1 / 2 | 50 | 1 / 3 | 33 | 4 / 6 | 67 | 1 / 1 | 100 |
| 1-Point Shots | | | | | | | | |
| Direct Goal Shots | 0 / 2 | 0 | | | | | | |
| 6-meter Shots | | | 1 / 1 | 100 | 1 / 1 | 100 | 1 / 1 | 100 |
| 1-Point Spin Shots | | | | | | | | |

Timing and Results provided by  TISSOT



Match No.: 6 Court 1

Results

Argentina 0 vs 2 United States of America

Referees:
Laura BUCHON PEREA (ESP)
Patricia del VALLE ENCUESTRA (ESP)

1st Period: 14 - 22
2nd Period: 14 - 20

ARG - Argentina

| No. | Name | Technical skills | | | | | |
|--------|-------------------------|------------------|--------|---------------|-------------------|---------------|-----------|
| | | Assists | Steals | Blocked Shots | Received 6m Fouls | Penalty Fouls | Turnovers |
| 1 | Gustavo OLIVERO | 1 | | | | | 2 |
| 3 | Nicolas Ezequiel MILLET | | | | | 1 | |
| 4 | Santiago VIDONDO | | | | | 1 | |
| 5 | Santino SPOSITO | | | | 1 | | 1 |
| 6 | Francisco DAUDINOT | | | | | | 1 |
| 7 | Nahuel BAPTISTA | 1 | | | | | 2 |
| 9 | Tomas PAEZ | | | | | | |
| 10 | Alejo NOVILLO | | | | | | |
| 11 | Lucas MORAS | | | | | | 1 |
| 12 | Fernando LOPEZ | | | | | | |
| Team | | | | | | | |
| Totals | | 2 | | | 1 | 2 | 7 |

Running Score
ARG - USA

| 1st Period | |
|-------------|--------------|
| BAPTISTA N. | 2 : 0 |
| 2 : 2 | GARCIA J. |
| 2 : 4 | DOMINIK C. |
| SPOSITO S. | 4 : 4 |
| 4 : 6 | DOMINIK C. |
| BAPTISTA N. | 6 : 6 |
| 6 : 8 | DONLIN A. |
| 8 : 8 | DAUDINOT F. |
| 8 : 10 | DONLIN A. |
| SPOSITO S. | 10 : 10 |
| 10 : 12 | UDO-UDOMA E. |
| 10 : 14 | DOMINIK C. |
| SPOSITO S. | 12 : 14 |
| 12 : 16 | UDO-UDOMA E. |
| 12 : 18 | DOMINIK C. |
| 12 : 20 | DONLIN A. |
| 12 : 22 | DONLIN A. |
| MORAS L. | 14 : 22 |

USA - United States

| No. | Name | Technical skills | | | | | |
|--------|-----------------------|------------------|--------|---------------|-------------------|---------------|-----------|
| | | Assists | Steals | Blocked Shots | Received 6m Fouls | Penalty Fouls | Turnovers |
| 1 | Willard JOHNSON | | | 1 | | | |
| 2 | Jamison WHITING | 1 | 2 | | | 1 | |
| 3 | Cody DOMINIK | 2 | | | | | |
| 4 | Ebiye UDO-UDOMA | 4 | | | 1 | | 1 |
| 5 | Charlie WHITE | | | | | | |
| 7 | Mohamed FOFANA | | | | | | |
| 8 | Gabe GOODREAU | | | | | | |
| 9 | Matthew Michael KOMAN | | | | | | |
| 11 | Jacob GARCIA | | | | | | 1 |
| 12 | Andrew DONLIN | | | | 1 | | |
| Team | | | | | | | |
| Totals | | 7 | 2 | 1 | 2 | 1 | 2 |

| 2nd Period | |
|-------------|--------------|
| BAPTISTA N. | 2 : 0 |
| BAPTISTA N. | 4 : 0 |
| 4 : 2 | UDO-UDOMA E. |
| 4 : 4 | UDO-UDOMA E. |
| 4 : 6 | DOMINIK C. |
| 6 : 6 | DAUDINOT F. |
| 6 : 8 | DOMINIK C. |
| 8 : 8 | DAUDINOT F. |
| 8 : 10 | GARCIA J. |
| 8 : 12 | UDO-UDOMA E. |
| 10 : 12 | DAUDINOT F. |
| 10 : 14 | GARCIA J. |
| 12 : 14 | DAUDINOT F. |
| 12 : 16 | UDO-UDOMA E. |
| 12 : 18 | WHITING J. |
| SPOSITO S. | 14 : 18 |
| 14 : 20 | GARCIA J. |

| | | | | | | | |
|----------------|--------------------|----------|----------------------|---------------|------------------------------------|---------|--|
| Legend: | % Efficiency | 1-Pt No. | 1-Point-Shots Number | 1-Pt Spin P6m | 1-Point-Spinshots 6m Penalty Shots | DR Spin | Disqualification with Report Spinshots |
| | GG Golden Goal | S+D | 2nd Suspension | | | | |
| | SUS 1st Suspension | | | | | | |

Timing and Results provided by TISSOT





Match No.: 7 Court 2

Start List

PUR - BRA

Referees: Tea LACKOVIC (CRO) / Natasa VISNJIC (CRO)

Technical Delegate A: Agnieszka SKOWRONEK (POL)
 Technical Delegate B: Chatchai SANGSUKELUX (THA)
 Timekeeper: Boris MANDAK (SVK)
 Secretary: Mario RUDINSKY (SVK)

PUR - Puerto Rico

| No. | Name | Date of Birth | Competition Statistics | | | | | | |
|---------------------------------------|-----------------------------------|---------------|------------------------|--------|------|------|-----|-----|----|
| | | | MP | Points | 1-Pt | 2-Pt | SUS | S+D | DR |
| 3 | Julian Jay DELGADO MOJICA | 29 NOV 2001 | | | | | | | |
| 5 | Owen GONZALEZ LEBRON | 18 JUL 1995 | | | | | | | |
| 7 | Leamsy ROSADO LUGO | 29 NOV 1997 | | | | | | | |
| 10 | Jodmel ROSADO LUGO | 1 FEB 2001 | | | | | | | |
| 11 | Francisco Javier PEREZ HERNANDEZ | 21 SEP 1990 | | | | | | | |
| 14 | Luis Guillermo GRATACOS RODRIGUEZ | 8 APR 1998 | | | | | | | |
| 16 | Bryan Manuel RIVERA GONZALEZ | 4 MAY 2001 | | | | | | | |
| 21 | John Elmer VAZQUEZ PABON | 23 FEB 2001 | | | | | | | |
| 29 | Angel Luis VARGAS CRUZ | 31 JUL 1997 | | | | | | | |
| 55 | Orlando GARCIA GONZALEZ | 15 NOV 1985 | | | | | | | |
| Head Coach Abdiel ACEVEDO PEREZ (USA) | | | | | | | | | |

| PUR Played | | |
|------------|-----|--------|
| PR | USA | 11 JUL |
| PR | BRA | 11 JUL |
| PR | ARG | 12 JUL |

BRA - Brazil

| No. | Name | Date of Birth | Competition Statistics | | | | | | |
|-------------------------------|------------------------------|---------------|------------------------|--------|------|------|-----|-----|----|
| | | | MP | Points | 1-Pt | 2-Pt | SUS | S+D | DR |
| 1 | Cris ROSSA | 21 FEB 1986 | | | | | | | |
| 2 | Andre SIMOES | 31 MAY 1999 | | | | | | | |
| 3 | Renan CARVALHO | 3 NOV 1992 | | | | | | | |
| 4 | Bruno GOMES GAMA | 28 MAY 1993 | | | | | | | |
| 5 | Nailson AMARAL | 3 JUL 1990 | | | | | | | |
| 6 | Bruno OLIVEIRA | 29 DEC 1985 | | | | | | | |
| 10 | Gil PIRES | 24 JAN 1982 | | | | | | | |
| 11 | Thiago de OLIVEIRA BARCELLOS | 28 APR 1987 | | | | | | | |
| 14 | Marcelo TULLER | 18 APR 1995 | | | | | | | |
| 25 | Hugo FERNANDES | 31 OCT 1995 | | | | | | | |
| Head Coach Djandro NASCIMENTO | | | | | | | | | |

| BRA Played | | |
|------------|-----|--------|
| PR | ARG | 11 JUL |
| PR | PUR | 11 JUL |
| PR | USA | 12 JUL |

| Legend: | | | | | | | |
|---------|-----------------|------|----------------|--------|-------------------|-----|-------------------------|
| 1-Pt | 1-Point Shots | 2-Pt | 2-Point Shots | PL 5-7 | Placement 5-7 | DR | Disqualification+Report |
| MP | Matches played | No. | Uniform Number | PR | Preliminary Round | SUS | 1st Suspensions |
| S+D | 2nd Suspensions | | | | | | |

Timing and Results provided by 





Match No.: 7 Court 2

Results

Puerto Rico 0 vs 2 Brazil

Referees:
Tea LACKOVIC (CRO)
Natasa VISNJIC (CRO)

1st Period: 16 - 29
2nd Period: 8 - 24

PUR - Puerto Rico

Headcoach: Abdiel ACEVEDO PEREZ

Team time outs: 1

| No. | Name | Total | | | | Goals / Shots | | | | | | | Punishments | | |
|--------|-----------------------------------|--------|-------|-------|-----|---------------|-----------|--------|-----------|------------|-------------|-------|-------------|-----|----|
| | | Points | Goals | Shots | % | 1-Pt All | 1-Pt Spin | Spin | In-flight | Specialist | Direct Goal | P6m | SUS | S+D | DR |
| 3 | Julian Jay DELGADO MOJICA | 10 | 5 | 7 | 71 | | | 1 / 2 | | 4 / 5 | | | | | |
| 5 | Owen GONZALEZ LEBRON | 8 | 4 | 5 | 80 | | | 4 / 4 | | 0 / 1 | | | | | |
| 7 | Leamsy ROSADO LUGO | | | | | | | | | | | | 1 | | |
| 10 | Jodmel ROSADO LUGO | | | | | | | | | | | | | | |
| 11 | Francisco Javier PEREZ HERNANDEZ | 2 | 1 | 4 | 25 | | | | | 0 / 3 | | 1 / 1 | 1 | | |
| 14 | Luis Guillermo GRATACOS RODRIGUEZ | 4 | 2 | 2 | 100 | | | 1 / 1 | | | | 1 / 1 | | | |
| 16 | Bryan Manuel RIVERA GONZALEZ | | | | | | | | | | | | 1 | | |
| 21 | John Elmer VAZQUEZ PABON | | 0 | 4 | 0 | | | 0 / 4 | | | | | | | |
| 29 | Angel Luis VARGAS CRUZ | | | | | | | | | | | | 1 | | |
| 55 | Orlando GARCIA GONZALEZ | | | | | | | | | | | | | | |
| Totals | | 24 | 12 | 22 | 55 | | | 6 / 11 | | 4 / 9 | | 2 / 2 | 4 | | |


| No. | Goalkeeper | Total | | | Saves / Shots | | | | | | |
|--------|----------------------------------|-------|-------|---|---------------|-----------|-------|-----------|------------|-------------|-----|
| | | Saves | Shots | % | 1-Pt All | 1-Pt Spin | Spin | In-flight | Specialist | Direct Goal | P6m |
| 10 | Jodmel ROSADO LUGO | 2 | 28 | 7 | 0 / 1 | | 0 / 6 | 2 / 19 | 0 / 2 | | |
| 11 | Francisco Javier PEREZ HERNANDEZ | 0 | 1 | 0 | | | | 0 / 1 | | | |
| Totals | | 2 | 29 | 7 | 0 / 1 | | 0 / 6 | 2 / 20 | 0 / 2 | | |

BRA - Brazil

Headcoach: Djandro NASCIMENTO

| No. | Name | Total | | | | Goals / Shots | | | | | | | Punishments | | |
|--------|------------------|--------|-------|-------|-----|---------------|-----------|-------|-----------|------------|-------------|-----|-------------|-----|----|
| | | Points | Goals | Shots | % | 1-Pt All | 1-Pt Spin | Spin | In-flight | Specialist | Direct Goal | P6m | SUS | S+D | DR |
| 1 | Cris ROSSA | | | | | | | | | | | | | | |
| 2 | Andre SIMOES | 4 | 2 | 2 | 100 | | | | 2 / 2 | | | | | | |
| 3 | Renan CARVALHO | 14 | 7 | 7 | 100 | | | | 7 / 7 | | | | | | |
| 4 | Bruno GOMES GAMA | 4 | 2 | 4 | 50 | | | 1 / 2 | 1 / 2 | | | | | | |
| 5 | Nailson AMARAL | 2 | 1 | 2 | 50 | | | 1 / 1 | 0 / 1 | | | | | | |
| 6 | Bruno OLIVEIRA | 4 | 2 | 2 | 100 | | | | | 2 / 2 | | | | | |
| 10 | Gil PIRES | 23 | 12 | 12 | 100 | 1 / 1 | | 3 / 3 | 8 / 8 | | | | | | |
| 11 | JORDAN Thiago | | | | | | | | | | | | 1 | | |
| 14 | Marcelo TULLER | 2 | 1 | 2 | 50 | | | 1 / 1 | 0 / 1 | | | | | | |
| 25 | Hugo FERNANDES | | | | | | | | | | | | | | |
| Totals | | 53 | 27 | 31 | 87 | 1 / 1 | | 6 / 7 | 18 / 21 | 2 / 2 | | | 1 | | |

| No. | Goalkeeper | Total | | | Saves / Shots | | | | | | |
|--------|------------|-------|-------|----|---------------|-----------|-------|-----------|------------|-------------|-------|
| | | Saves | Shots | % | 1-Pt All | 1-Pt Spin | Spin | In-flight | Specialist | Direct Goal | P6m |
| 1 | Cris ROSSA | 3 | 15 | 20 | | | 1 / 7 | | 2 / 6 | | 0 / 2 |
| Totals | | 3 | 15 | 20 | | | 1 / 7 | | 2 / 6 | | 0 / 2 |

Timing and Results provided by  TISSOT



Match No.: 7 Court 2

Results

| Team Comparison | 1st Period | | | | 2nd Period | | | |
|--------------------|-------------|-----|-------------|-----|-------------|----|-------------|----|
| | Puerto Rico | | Brazil | | Puerto Rico | | Brazil | |
| | Goals/Shots | % | Goals/Shots | % | Goals/Shots | % | Goals/Shots | % |
| In-flight Shots | | | 9 / 10 | 90 | | | 9 / 11 | 82 |
| Spin Shots | 5 / 9 | 56 | 3 / 3 | 100 | 1 / 2 | 50 | 3 / 4 | 75 |
| Specialist Shots | 1 / 3 | 33 | 2 / 2 | 100 | 3 / 6 | 50 | | |
| 1-Point Shots | | | 1 / 1 | 100 | | | | |
| Direct Goal Shots | | | | | | | | |
| 6-meter Shots | 2 / 2 | 100 | | | | | | |
| 1-Point Spin Shots | | | | | | | | |



Match No.: 7 Court 2

Results

Puerto Rico 0 vs 2 Brazil

Referees:
Tea LACKOVIC (CRO)
Natasa VISNJIC (CRO)

1st Period: 16 - 29
2nd Period: 8 - 24

PUR - Puerto Rico

| No. | Name | Technical skills | | | | | |
|--------|-----------------------------------|------------------|--------|---------------|-------------------|---------------|-----------|
| | | Assists | Steals | Blocked Shots | Received 6m Fouls | Penalty Fouls | Turnovers |
| 3 | Julian Jay DELGADO MOJICA | | | | | | 2 |
| 5 | Owen GONZALEZ LEBRON | | | | | | 5 |
| 7 | Leamsy ROSADO LUGO | | | | | | |
| 10 | Jodmel ROSADO LUGO | | | | | | |
| 11 | Francisco Javier PEREZ HERNANDEZ | | | | | | 1 |
| 14 | Luis Guillermo GRATACOS RODRIGUEZ | | | | | | 1 |
| 16 | Bryan Manuel RIVERA GONZALEZ | | | | | | 1 |
| 21 | John Elmer VAZQUEZ PABON | | | | | | 1 |
| 29 | Angel Luis VARGAS CRUZ | | | | | | 1 |
| 55 | Orlando GARCIA GONZALEZ | | | | | | |
| Team | | | | | | | 2 |
| Totals | | | | | | | 14 |

Running Score

PUR - BRA

1st Period

| | |
|---------|-----------------------|
| 0 : 1 | PIRES G. |
| 2 : 1 | DELGADO MOJICA J. |
| 2 : 3 | OLIVEIRA B. |
| 2 : 5 | OLIVEIRA B. |
| 2 : 7 | CARVALHO R. |
| 2 : 9 | PIRES G. |
| 2 : 11 | PIRES G. |
| 4 : 11 | GRATACOS RODRIGUEZ L. |
| 4 : 13 | CARVALHO R. |
| 4 : 15 | CARVALHO R. |
| 6 : 15 | GONZALEZ LEBRON O. |
| 6 : 17 | CARVALHO R. |
| 8 : 17 | DELGADO MOJICA J. |
| 8 : 19 | PIRES G. |
| 8 : 21 | AMARAL N. |
| 10 : 21 | PEREZ HERNANDEZ F. |
| 10 : 23 | PIRES G. |
| 10 : 25 | TULLER M. |
| 12 : 25 | GRATACOS RODRIGUEZ L. |
| 12 : 27 | SIMOES A. |
| 14 : 27 | GONZALEZ LEBRON O. |
| 14 : 29 | SIMOES A. |
| 16 : 29 | GONZALEZ LEBRON O. |

BRA - Brazil

| No. | Name | Technical skills | | | | | |
|--------|------------------|------------------|--------|---------------|-------------------|---------------|-----------|
| | | Assists | Steals | Blocked Shots | Received 6m Fouls | Penalty Fouls | Turnovers |
| 1 | Cris ROSSA | | | | | | 1 |
| 2 | Andre SIMOES | | | | | | |
| 3 | Renan CARVALHO | | | | | | |
| 4 | Bruno GOMES GAMA | | 1 | 1 | | | |
| 5 | Nailson AMARAL | | | | | | |
| 6 | Bruno OLIVEIRA | 14 | | | | | |
| 10 | Gil PIRES | 1 | | | | | 2 |
| 11 | JORDAN Thiago | | | | | | |
| 14 | Marcelo TULLER | | | 1 | | | |
| 25 | Hugo FERNANDES | | | 1 | | | |
| Team | | | | | | | |
| Totals | | 15 | 1 | 3 | | | 3 |

2nd Period

| | |
|--------|--------------------|
| 0 : 2 | PIRES G. |
| 0 : 4 | PIRES G. |
| 0 : 6 | PIRES G. |
| 2 : 6 | GONZALEZ LEBRON O. |
| 2 : 8 | PIRES G. |
| 2 : 10 | PIRES G. |
| 2 : 12 | PIRES G. |
| 2 : 14 | PIRES G. |
| 4 : 14 | DELGADO MOJICA J. |
| 4 : 16 | GOMES GAMA B. |
| 4 : 18 | GOMES GAMA B. |
| 6 : 18 | DELGADO MOJICA J. |
| 6 : 20 | CARVALHO R. |
| 6 : 22 | CARVALHO R. |
| 8 : 22 | DELGADO MOJICA J. |
| 8 : 24 | CARVALHO R. |

| | | | | | | | |
|----------------|--------------|----------------------|---------------------------|--|---|--------------------|--------------------|
| Legend: | % Efficiency | 1-Pt No. Golden Goal | 1-Pt 1-Point-Shots Number | 1-Pt Spin P6m 1-Point-Spinshots 6m Penalty Shots | DR Spin Disqualification with Report Spinnshots | SUS 1st Suspension | S+D 2nd Suspension |
|----------------|--------------|----------------------|---------------------------|--|---|--------------------|--------------------|

Timing and Results provided by TISSOT





Match No.: 8 Court 1

Start List

BRA - USA

Referees: Hector ORJUELA (COL) / J. Camilo SALAMANCA (COL)

Technical Delegate A: Ioannis MEIMARIDIS (GRE)
 Technical Delegate B: Chatchai SANGSKEELUX (THA)
 Timekeeper: Laura BUCHON PEREA (ESP)
 Secretary: Patricia del VALLE ENCUESTRA (ESP)

BRA - Brazil

| No. | Name | Date of Birth | Competition Statistics | | | | | | |
|-------------------------------|------------------------------|---------------|------------------------|--------|------|-------|-----|-----|----|
| | | | MP | Points | 1-Pt | 2-Pt | SUS | S+D | DR |
| 1 | Cris ROSSA | 21 FEB 1986 | 2 | | | | | | |
| 2 | Andre SIMOES | 31 MAY 1999 | 2 | 4 | | 2/3 | | | |
| 3 | Renan CARVALHO | 3 NOV 1992 | 2 | 33 | 1/1 | 16/17 | | | |
| 4 | Bruno GOMES GAMA | 28 MAY 1993 | 2 | 4 | | 2/4 | | | |
| 5 | Nailson AMARAL | 3 JUL 1990 | 2 | 10 | | 5/8 | | | |
| 6 | Bruno OLIVEIRA | 29 DEC 1985 | 2 | 8 | | 4/4 | | | |
| 10 | Gil PIRES | 24 JAN 1982 | 2 | 40 | 2/2 | 19/19 | | | |
| 11 | Thiago de OLIVEIRA BARCELLOS | 28 APR 1987 | 2 | | | | 2 | | |
| 14 | Marcelo TULLER | 18 APR 1995 | 2 | 2 | | 1/2 | | | |
| 25 | Hugo FERNANDES | 31 OCT 1995 | 2 | | | | 1 | | |
| Head Coach Djandro NASCIMENTO | | | | | | | | | |

| BRA Played | | |
|------------|-----|--------|
| PR | ARG | 2-0 |
| PR | PUR | 2-0 |
| PR | USA | 12 JUL |

USA - United States

| No. | Name | Date of Birth | Competition Statistics | | | | | | |
|---------------------------|-----------------------|---------------|------------------------|--------|------|-------|-----|-----|----|
| | | | MP | Points | 1-Pt | 2-Pt | SUS | S+D | DR |
| 1 | Willard JOHNSON | 18 AUG 1986 | 2 | | | | | | |
| 2 | Jamison WHITING | 7 JUN 1994 | 2 | 2 | | 1/1 | | | |
| 3 | Cody DOMINIK | 20 AUG 2000 | 2 | 28 | | 14/20 | | | |
| 4 | Ebiye UDO-UDOMA | 6 OCT 1993 | 2 | 24 | | 12/13 | | | |
| 5 | Charlie WHITE | 1 FEB 1981 | 2 | 4 | | 2/3 | | | |
| 7 | Mohamed FOFANA | 16 JAN 1997 | 2 | | | | | | |
| 8 | Gabe GOODREAU | 2 OCT 1986 | 2 | | | | | | |
| 9 | Matthew Michael KOMAN | 26 AUG 1988 | 2 | | | | | | |
| 11 | Jacob GARCIA | 21 APR 1995 | 2 | 14 | | 7/11 | | | |
| 12 | Andrew DONLIN | 10 SEP 1992 | 2 | 27 | 1/1 | 13/18 | | | |
| Head Coach Michael HINSON | | | | | | | | | |

| USA Played | | |
|------------|-----|--------|
| PR | PUR | 2-0 |
| PR | ARG | 2-0 |
| PR | BRA | 12 JUL |

| Legend: | | | | | | | |
|---------|-----------------|------|----------------|--------|-------------------|-----|-------------------------|
| 1-Pt | 1-Point Shots | 2-Pt | 2-Point Shots | PL 5-7 | Placement 5-7 | DR | Disqualification+Report |
| MP | Matches played | No. | Uniform Number | PR | Preliminary Round | SUS | 1st Suspensions |
| S+D | 2nd Suspensions | | | | | | |

Timing and Results provided by 





Match No.: 8 Court 1

Results

Brazil 2 vs 0 United States of America

Referees:
Hector ORJUELA (COL)
J. Camilo SALAMANCA (COL)

1st Period: 27 - 24
2nd Period: 21 - 20

BRA - Brazil

Headcoach: Djandro NASCIMENTO

Team time outs: 1

| No. | Name | Total | | | | Goals / Shots | | | | | | Punishments | | | |
|--------|------------------|--------|-------|-------|-----|---------------|-----------|-------|-----------|------------|-------------|-------------|-----|-----|----|
| | | Points | Goals | Shots | % | 1-Pt All | 1-Pt Spin | Spin | In-flight | Specialist | Direct Goal | P6m | SUS | S+D | DR |
| 1 | Cris ROSSA | | | | | | | | | | | | | | |
| 2 | Andre SIMOES | 6 | 3 | 3 | 100 | | | 1 / 1 | 2 / 2 | | | | | | |
| 3 | Renan CARVALHO | 2 | 1 | 4 | 25 | 0 / 1 | | | 1 / 3 | | | | | | |
| 4 | Bruno GOMES GAMA | | | | | | | | | | | | | | |
| 5 | Nailson AMARAL | 13 | 7 | 11 | 64 | 1 / 3 | | 3 / 3 | 3 / 5 | | | | | | |
| 6 | Bruno OLIVEIRA | 10 | 5 | 6 | 83 | | | | | 5 / 6 | | | | | |
| 10 | Gil PIRES | 17 | 9 | 9 | 100 | 1 / 1 | | 2 / 2 | 5 / 5 | | | 1 / 1 | | | |
| 11 | JORDAN Thiago | | | | | | | | | | | | 1 | | |
| 14 | Marcelo TULLER | | | | | | | | | | | | | | |
| 25 | Hugo FERNANDES | | | | | | | | | | | | 1 | | |
| Totals | | 48 | 25 | 33 | 76 | 2 / 5 | | 6 / 6 | 11 / 15 | 5 / 6 | | 1 / 1 | 2 | | |

| No. | Goalkeeper | Total | | | Saves / Shots | | | | | | |
|--------|------------|-------|-------|----|---------------|-----------|-------|-----------|------------|-------------|-------|
| | | Saves | Shots | % | 1-Pt All | 1-Pt Spin | Spin | In-flight | Specialist | Direct Goal | P6m |
| 1 | Cris ROSSA | 5 | 27 | 19 | 1 / 1 | | 1 / 9 | 3 / 12 | 0 / 3 | | 0 / 2 |
| Totals | | 5 | 27 | 19 | 1 / 1 | | 1 / 9 | 3 / 12 | 0 / 3 | | 0 / 2 |


USA - United States

Headcoach: Michael HINSON

Team time outs: 1

| No. | Name | Total | | | | Goals / Shots | | | | | | Punishments | | | |
|--------|-----------------------|--------|-------|-------|----|---------------|-----------|--------|-----------|------------|-------------|-------------|-----|-----|----|
| | | Points | Goals | Shots | % | 1-Pt All | 1-Pt Spin | Spin | In-flight | Specialist | Direct Goal | P6m | SUS | S+D | DR |
| 1 | Willard JOHNSON | | | | | | | | | | | | | | |
| 2 | Jamison WHITING | | | | | | | | | | | | 1 | | |
| 3 | Cody DOMINIK | 10 | 5 | 8 | 63 | | | 1 / 2 | 4 / 6 | | | | | | |
| 4 | Ebiye UDO-UDOMA | 14 | 7 | 10 | 70 | 0 / 2 | | 4 / 4 | 1 / 1 | | | 2 / 3 | | | |
| 5 | Charlie WHITE | | | | | | | | | | | | | | |
| 7 | Mohamed FOFANA | | | | | | | | | | | | | | |
| 8 | Gabe GOODREAU | | | | | | | | | | | | | | |
| 9 | Matthew Michael KOMAN | | | | | | | | | | | | | | |
| 11 | Jacob GARCIA | 20 | 10 | 15 | 67 | 0 / 1 | | 3 / 4 | 4 / 6 | 3 / 4 | | | | | |
| 12 | Andrew DONLIN | | 0 | 1 | 0 | | | | 0 / 1 | | | | | | |
| Totals | | 44 | 22 | 34 | 65 | 0 / 3 | | 8 / 10 | 9 / 14 | 3 / 4 | | 2 / 3 | 1 | | |

| No. | Goalkeeper | Total | | | Saves / Shots | | | | | | |
|--------|---------------|-------|-------|---|---------------|-----------|-------|-----------|------------|-------------|-------|
| | | Saves | Shots | % | 1-Pt All | 1-Pt Spin | Spin | In-flight | Specialist | Direct Goal | P6m |
| 8 | Gabe GOODREAU | 1 | 26 | 4 | 1 / 3 | | 0 / 6 | 0 / 11 | 0 / 5 | | 0 / 1 |
| Totals | | 1 | 26 | 4 | 1 / 3 | | 0 / 6 | 0 / 11 | 0 / 5 | | 0 / 1 |

Timing and Results provided by 



Match No.: 8 Court 1

Results

| Team Comparison | 1st Period | | | | 2nd Period | | | |
|--------------------|-------------|-----|--------------------------|-----|-------------|-----|--------------------------|----|
| | Brazil | | United States of America | | Brazil | | United States of America | |
| | Goals/Shots | % | Goals/Shots | % | Goals/Shots | % | Goals/Shots | % |
| In-flight Shots | 4 / 6 | 67 | 4 / 7 | 57 | 7 / 9 | 78 | 5 / 7 | 71 |
| Spin Shots | 3 / 3 | 100 | 4 / 5 | 80 | 3 / 3 | 100 | 4 / 5 | 80 |
| Specialist Shots | 5 / 5 | 100 | 3 / 4 | 75 | 0 / 1 | 0 | | |
| 1-Point Shots | 1 / 1 | 100 | | | 1 / 4 | 25 | 0 / 3 | 0 |
| Direct Goal Shots | | | | | | | | |
| 6-meter Shots | 1 / 1 | 100 | 1 / 1 | 100 | | | 1 / 2 | 50 |
| 1-Point Spin Shots | | | | | | | | |



Match No.: 8 Court 1

Results

Brazil 2 vs 0 United States of America

Referees:
Hector ORJUELA (COL)
J. Camilo SALAMANCA (COL)

1st Period: 27 - 24
2nd Period: 21 - 20

BRA - Brazil

| No. | Name | Technical skills | | | | | |
|--------|------------------|------------------|--------|---------------|-------------------|---------------|-----------|
| | | Assists | Steals | Blocked Shots | Received 6m Fouls | Penalty Fouls | Turnovers |
| 1 | Cris ROSSA | | | | | | |
| 2 | Andre SIMOES | | | | | | 2 |
| 3 | Renan CARVALHO | | | | | | |
| 4 | Bruno GOMES GAMA | | | | | | |
| 5 | Nailson AMARAL | 1 | | | | | |
| 6 | Bruno OLIVEIRA | | | | 1 | | 1 |
| 10 | Gil PIRES | | | | | | 1 |
| 11 | JORDAN Thiago | | | | | 1 | |
| 14 | Marcelo TULLER | | | | | | 1 |
| 25 | Hugo FERNANDES | | | | | 2 | |
| Team | | | | | | | |
| Totals | | 1 | | | 1 | 3 | 5 |

Running Score

BRA - USA

1st Period

| | | |
|-------------|------|--------------|
| AMARAL N. | 2 | : 0 |
| OLIVEIRA B. | 4 | : 0 |
| PIRES G. | 6 | : 0 |
| 6 | : 2 | UDO-UDOMA E. |
| 6 | : 4 | GARCIA J. |
| OLIVEIRA B. | 8 | : 4 |
| OLIVEIRA B. | 10 | : 4 |
| 10 | : 6 | UDO-UDOMA E. |
| AMARAL N. | 12 | : 6 |
| 12 | : 8 | GARCIA J. |
| CARVALHO R. | 14 | : 8 |
| 14 | : 10 | GARCIA J. |
| OLIVEIRA B. | 16 | : 10 |
| 16 | : 12 | DOMINIK C. |
| SIMOES A. | 18 | : 12 |
| 18 | : 14 | DOMINIK C. |
| PIRES G. | 20 | : 14 |
| 20 | : 16 | UDO-UDOMA E. |
| PIRES G. | 22 | : 16 |
| 22 | : 18 | DOMINIK C. |
| OLIVEIRA B. | 24 | : 18 |
| 24 | : 20 | DOMINIK C. |
| PIRES G. | 26 | : 20 |
| 26 | : 22 | DOMINIK C. |
| AMARAL N. | 27 | : 22 |
| 27 | : 24 | UDO-UDOMA E. |

USA - United States

| No. | Name | Technical skills | | | | | |
|--------|-----------------------|------------------|--------|---------------|-------------------|---------------|-----------|
| | | Assists | Steals | Blocked Shots | Received 6m Fouls | Penalty Fouls | Turnovers |
| 1 | Willard JOHNSON | | | | | | |
| 2 | Jamison WHITING | 1 | | | | | |
| 3 | Cody DOMINIK | | | | | | |
| 4 | Ebiye UDO-UDOMA | 12 | | | 1 | | 3 |
| 5 | Charlie WHITE | | | | | | |
| 7 | Mohamed FOFANA | | | | | | |
| 8 | Gabe GOODREAU | | | | | | |
| 9 | Matthew Michael KOMAN | | | | | 1 | |
| 11 | Jacob GARCIA | 1 | | | | | 2 |
| 12 | Andrew DONLIN | 1 | | | 2 | | |
| Team | | | | | | | |
| Totals | | 15 | | | 3 | 1 | 5 |

2nd Period

| | | |
|-----------|---------|--------------|
| 0 | : 2 | GARCIA J. |
| AMARAL N. | 2 | : 2 |
| 2 | : 4 | GARCIA J. |
| PIRES G. | 4 | : 4 |
| 4 | : 6 | GARCIA J. |
| PIRES G. | 6 | : 6 |
| 6 | : 8 | GARCIA J. |
| 6 | : 10 | UDO-UDOMA E. |
| 6 | : 12 | UDO-UDOMA E. |
| AMARAL N. | 8 | : 12 |
| AMARAL N. | 10 | : 12 |
| 10 | : 14 | GARCIA J. |
| PIRES G. | 12 | : 14 |
| 12 | : 16 | UDO-UDOMA E. |
| SIMOES A. | 14 | : 16 |
| AMARAL N. | 16 | : 16 |
| SIMOES A. | 18 | : 16 |
| 18 | : 18 | GARCIA J. |
| PIRES G. | 20 | : 18 |
| 20 | : 20 | GARCIA J. |
| PIRES G. | 21 (GG) | 20 |


Timing and Results provided by **TISSOT**



Match No.: 8 Court 1

Results

| Legend: | | | | | | | |
|---------|----------------|------|----------------|-----------|-------------------|------|------------------------------|
| % | Efficiency | 1-Pt | 1-Point-Shots | 1-Pt Spin | 1-Point-Spinshots | DR | Disqualification with Report |
| GG | Golden Goal | No. | Number | P6m | 6m Penalty Shots | Spin | Spinshots |
| SUS | 1st Suspension | S+D | 2nd Suspension | | | | |

Timing and Results provided by  TISSOT

BHAMTEAM4-----GPB-000500--_C73 4

Report Created TUE 12 JUL 2022 11:31

Page 4 / 4





Match No.: 9 Court 1

Start List

ARG - PUR

Referees: Pablo MARTINEZ ISOLA (URU) / Luis MONICO OTTADO (URU)

Technical Delegate A: Jerome ROLLAND (FRA)
Technical Delegate B: Emir BESLIJA (MNE)
Timekeeper: Nichlas NYGAARD (DEN)
Secretary: Jonas PRIMDAHL (DEN)

ARG - Argentina

| No. | Name | Date of Birth | Competition Statistics | | | | | | |
|------------------------------|-------------------------|---------------|------------------------|--------|------|-------|-----|-----|----|
| | | | MP | Points | 1-Pt | 2-Pt | SUS | S+D | DR |
| 1 | Gustavo OLIVERO | 26 JUN 1986 | 2 | 7 | 1/1 | 3/6 | | | |
| 3 | Nicolas Ezequiel MILLET | 4 AUG 2000 | 2 | | | | | | |
| 4 | Santiago VIDONDO | 6 MAY 2003 | 2 | | | | | | |
| 5 | Santino SPOSITO | 22 JUN 2002 | 2 | 17 | 1/1 | 8/15 | | | |
| 6 | Francisco DAUDINOT | 15 SEP 2000 | 2 | 12 | | 6/8 | | | |
| 7 | Nahuel BAPTISTA | 6 FEB 2000 | 2 | 22 | | 11/15 | | | |
| 9 | Tomas PAEZ | 14 DEC 2000 | 2 | | | | 1 | | |
| 10 | Alejo NOVILLO | 20 JUL 2000 | 2 | | | 0/2 | | | |
| 11 | Lucas MORAS | 2 MAY 1985 | 2 | 6 | | 3/7 | 1 | | |
| 12 | Fernando LOPEZ | 5 DEC 1983 | 2 | | | | 1 | | |
| Head Coach Sebastian FERRARO | | | | | | | | | |


| ARG Played | | |
|------------|-----|--------|
| PR | BRA | 0-2 |
| PR | USA | 0-2 |
| PR | PUR | 12 JUL |

PUR - Puerto Rico

| No. | Name | Date of Birth | Competition Statistics | | | | | | |
|---------------------------------------|-----------------------------------|---------------|------------------------|--------|------|-------|-----|-----|----|
| | | | MP | Points | 1-Pt | 2-Pt | SUS | S+D | DR |
| 3 | Julian Jay DELGADO MOJICA | 29 NOV 2001 | 2 | 24 | | 12/14 | | | |
| 5 | Owen GONZALEZ LEBRON | 18 JUL 1995 | 2 | 8 | | 4/7 | | | |
| 7 | Leamsy ROSADO LUGO | 29 NOV 1997 | 2 | | | | 1 | | |
| 10 | Jodmel ROSADO LUGO | 1 FEB 2001 | 2 | | | | | | |
| 11 | Francisco Javier PEREZ HERNANDEZ | 21 SEP 1990 | 2 | 6 | | 3/9 | 1 | | |
| 14 | Luis Guillermo GRATACOS RODRIGUEZ | 8 APR 1998 | 2 | 12 | | 6/9 | | | |
| 16 | Bryan Manuel RIVERA GONZALEZ | 4 MAY 2001 | 2 | | | | 1 | | |
| 21 | John Elmer VAZQUEZ PABON | 23 FEB 2001 | 2 | 12 | | 6/13 | | | |
| 29 | Angel Luis VARGAS CRUZ | 31 JUL 1997 | 2 | | | | 2 | | |
| 55 | Orlando GARCIA GONZALEZ | 15 NOV 1985 | 2 | | | 0/1 | | | 1 |
| Head Coach Abdiel ACEVEDO PEREZ (USA) | | | | | | | | | |

| PUR Played | | |
|------------|-----|--------|
| PR | USA | 0-2 |
| PR | BRA | 0-2 |
| PR | ARG | 12 JUL |

| Legend: | | | | | | | |
|---------|-----------------|------|----------------|--------|-------------------|-----|-------------------------|
| 1-Pt | 1-Point Shots | 2-Pt | 2-Point Shots | PL 5-7 | Placement 5-7 | DR | Disqualification+Report |
| MP | Matches played | No. | Uniform Number | PR | Preliminary Round | SUS | 1st Suspensions |
| S+D | 2nd Suspensions | | | | | | |

Timing and Results provided by  TISSOT





Match No.: 9 Court 1

Results

Argentina 2 vs 0 Puerto Rico

Referees:
Pablo MARTINEZ ISOLA (URU)
Luis MONICO OTTADO (URU)

1st Period: 30 - 18
2nd Period: 28 - 10

ARG - Argentina

Headcoach: Sebastian FERRARO

| No. | Name | Total | | | | Goals / Shots | | | | | | | Punishments | | |
|--------|-------------------------|--------|-------|-------|-----|---------------|-----------|---------|-----------|------------|-------------|-----|-------------|-----|----|
| | | Points | Goals | Shots | % | 1-Pt All | 1-Pt Spin | Spin | In-flight | Specialist | Direct Goal | P6m | SUS | S+D | DR |
| 1 | Gustavo OLIVERO | 8 | 4 | 5 | 80 | | | | | 4 / 5 | | | | | |
| 3 | Nicolas Ezequiel MILLET | | | | | | | | | | | | | | |
| 4 | Santiago VIDONDO | | | | | | | | | | | | | | |
| 5 | Santino SPOSITO | 18 | 9 | 12 | 75 | | | 1 / 3 | 8 / 9 | | | | | | |
| 6 | Francisco DAUDINOT | 4 | 2 | 4 | 50 | | | 1 / 1 | | 1 / 3 | | | | | |
| 7 | Nahuel BAPTISTA | 16 | 8 | 9 | 89 | | | 8 / 9 | | | | | | | |
| 9 | Tomas PAEZ | | | | | | | | | | | | | | |
| 10 | Alejo NOVILLO | | 0 | 1 | 0 | | | | | | 0 / 1 | | | | |
| 11 | Lucas MORAS | 12 | 6 | 6 | 100 | | | | 5 / 5 | 1 / 1 | | | | | |
| 12 | Fernando LOPEZ | | | | | | | | | | | | | 1 | |
| Totals | | 58 | 29 | 37 | 78 | | | 10 / 13 | 13 / 14 | 6 / 9 | 0 / 1 | | | 1 | |

| No. | Goalkeeper | Total | | | Saves / Shots | | | | | | |
|--------|---------------|-------|-------|----|---------------|-----------|--------|-----------|------------|-------------|-------|
| | | Saves | Shots | % | 1-Pt All | 1-Pt Spin | Spin | In-flight | Specialist | Direct Goal | P6m |
| 10 | Alejo NOVILLO | 13 | 27 | 48 | | | 8 / 15 | 2 / 5 | 3 / 6 | | 0 / 1 |
| Totals | | 13 | 27 | 48 | | | 8 / 15 | 2 / 5 | 3 / 6 | | 0 / 1 |


PUR - Puerto Rico

Headcoach: Abdiel ACEVEDO PEREZ

Team time outs: 1

| No. | Name | Total | | | | Goals / Shots | | | | | | | Punishments | | |
|--------|-----------------------------------|--------|-------|-------|----|---------------|-----------|--------|-----------|------------|-------------|-------|-------------|-----|----|
| | | Points | Goals | Shots | % | 1-Pt All | 1-Pt Spin | Spin | In-flight | Specialist | Direct Goal | P6m | SUS | S+D | DR |
| 3 | Julian Jay DELGADO MOJICA | 2 | 1 | 5 | 20 | | | 0 / 1 | 0 / 1 | 1 / 3 | | | | | |
| 5 | Owen GONZALEZ LEBRON | 4 | 2 | 6 | 33 | | | 2 / 6 | | | | | | | |
| 7 | Leamsy ROSADO LUGO | | | | | | | | | | | | | | |
| 10 | Jodmel ROSADO LUGO | | | | | | | | | | | | | | |
| 11 | Francisco Javier PEREZ HERNANDEZ | 6 | 3 | 6 | 50 | | | | 1 / 1 | 1 / 4 | | 1 / 1 | | | |
| 14 | Luis Guillermo GRATACOS RODRIGUEZ | 6 | 3 | 4 | 75 | | | 1 / 2 | 1 / 1 | 1 / 1 | | | | | |
| 16 | Bryan Manuel RIVERA GONZALEZ | | | | | | | | | | | | | 1 | |
| 21 | John Elmer VAZQUEZ PABON | 8 | 4 | 9 | 44 | | | 4 / 9 | | | | | | | |
| 29 | Angel Luis VARGAS CRUZ | 2 | 1 | 2 | 50 | | | | 1 / 2 | | | | | | |
| 55 | Orlando GARCIA GONZALEZ | | | | | | | | | | | | | | |
| Totals | | 28 | 14 | 32 | 44 | | | 7 / 18 | 3 / 5 | 3 / 8 | | 1 / 1 | | 1 | |

| No. | Goalkeeper | Total | | | Saves / Shots | | | | | | |
|--------|----------------------------------|-------|-------|----|---------------|-----------|--------|-----------|------------|-------------|-----|
| | | Saves | Shots | % | 1-Pt All | 1-Pt Spin | Spin | In-flight | Specialist | Direct Goal | P6m |
| 10 | Jodmel ROSADO LUGO | 1 | 25 | 4 | | | 1 / 9 | 0 / 11 | 0 / 5 | | |
| 11 | Francisco Javier PEREZ HERNANDEZ | 3 | 8 | 38 | | | 1 / 3 | 0 / 2 | 2 / 3 | | |
| Totals | | 4 | 33 | 12 | | | 2 / 12 | 0 / 13 | 2 / 8 | | |

Timing and Results provided by  TISSOT



Match No.: 9 Court 1

Results

| Team Comparison | 1st Period | | | | 2nd Period | | | |
|--------------------|-------------|-----|-------------|----|-------------|----|-------------|-----|
| | Argentina | | Puerto Rico | | Argentina | | Puerto Rico | |
| | Goals/Shots | % | Goals/Shots | % | Goals/Shots | % | Goals/Shots | % |
| In-flight Shots | 5 / 5 | 100 | 2 / 3 | 67 | 8 / 9 | 89 | 1 / 2 | 50 |
| Spin Shots | 6 / 8 | 75 | 5 / 10 | 50 | 4 / 5 | 80 | 2 / 8 | 25 |
| Specialist Shots | 4 / 6 | 67 | 2 / 3 | 67 | 2 / 3 | 67 | 1 / 5 | 20 |
| 1-Point Shots | | | | | | | | |
| Direct Goal Shots | 0 / 1 | 0 | | | | | | |
| 6-meter Shots | | | | | | | 1 / 1 | 100 |
| 1-Point Spin Shots | | | | | | | | |



Match No.: 9 Court 1

Results

Argentina 2 vs 0 Puerto Rico

Referees:
Pablo MARTINEZ ISOLA (URU)
Luis MONICO OTTADO (URU)

1st Period: 30 - 18
2nd Period: 28 - 10

ARG - Argentina

| No. | Name | Technical skills | | | | | |
|--------|-------------------------|------------------|--------|---------------|-------------------|---------------|-----------|
| | | Assists | Steals | Blocked Shots | Received 6m Fouls | Penalty Fouls | Turnovers |
| 1 | Gustavo OLIVERO | | | | | | |
| 3 | Nicolas Ezequiel MILLET | | 1 | | | | |
| 4 | Santiago VIDONDO | | | 2 | | | |
| 5 | Santino SPOSITO | 1 | | | | | |
| 6 | Francisco DAUDINOT | 1 | | | | | |
| 7 | Nahuel BAPTISTA | 9 | | | | | 1 |
| 9 | Tomas PAEZ | | | | | | |
| 10 | Alejo NOVILLO | 1 | | | | | |
| 11 | Lucas MORAS | | | | | | |
| 12 | Fernando LOPEZ | | 1 | | | 1 | |
| Team | | | | | | | 1 |
| Totals | | 12 | 2 | 2 | | 1 | 2 |

PUR - Puerto Rico

| No. | Name | Technical skills | | | | | |
|--------|-----------------------------------|------------------|--------|---------------|-------------------|---------------|-----------|
| | | Assists | Steals | Blocked Shots | Received 6m Fouls | Penalty Fouls | Turnovers |
| 3 | Julian Jay DELGADO MOJICA | | | | 1 | | 4 |
| 5 | Owen GONZALEZ LEBRON | 1 | | | | | 3 |
| 7 | Leamsy ROSADO LUGO | | | | | | |
| 10 | Jodmel ROSADO LUGO | | | | | | |
| 11 | Francisco Javier PEREZ HERNANDEZ | | | | | | 1 |
| 14 | Luis Guillermo GRATACOS RODRIGUEZ | 1 | | | | | 1 |
| 16 | Bryan Manuel RIVERA GONZALEZ | | | | | | |
| 21 | John Elmer VAZQUEZ PABON | | | | | | |
| 29 | Angel Luis VARGAS CRUZ | | | | | | 1 |
| 55 | Orlando GARCIA GONZALEZ | | | | | | |
| Team | | | | | | | |
| Totals | | 2 | | | 1 | | 10 |

Running Score

ARG - PUR


1st Period

| | |
|-------------|-----------------------|
| BAPTISTA N. | 2 : 0 |
| 2 : 2 | PEREZ HERNANDEZ F. |
| SPOSITO S. | 4 : 2 |
| BAPTISTA N. | 6 : 2 |
| OLIVERO G. | 8 : 2 |
| OLIVERO G. | 10 : 2 |
| 10 : 4 | DELGADO MOJICA J. |
| MORAS L. | 12 : 4 |
| 12 : 6 | VAZQUEZ PABON J. |
| BAPTISTA N. | 14 : 6 |
| MORAS L. | 16 : 6 |
| 16 : 8 | GRATACOS RODRIGUEZ L. |
| OLIVERO G. | 18 : 8 |
| BAPTISTA N. | 20 : 8 |
| BAPTISTA N. | 22 : 8 |
| MORAS L. | 24 : 8 |
| 24 : 10 | VAZQUEZ PABON J. |
| MORAS L. | 26 : 10 |
| MORAS L. | 28 : 10 |
| 28 : 12 | VARGAS CRUZ A. |
| 28 : 14 | GRATACOS RODRIGUEZ L. |
| BAPTISTA N. | 30 : 14 |
| 30 : 16 | VAZQUEZ PABON J. |
| 30 : 18 | GONZALEZ LEBRON O. |

2nd Period

| | |
|-------------|-----------------------|
| SPOSITO S. | 2 : 0 |
| 2 : 2 | VAZQUEZ PABON J. |
| SPOSITO S. | 4 : 2 |
| MORAS L. | 6 : 2 |
| BAPTISTA N. | 8 : 2 |
| SPOSITO S. | 10 : 2 |
| DAUDINOT F. | 12 : 2 |
| SPOSITO S. | 14 : 2 |
| 14 : 4 | PEREZ HERNANDEZ F. |
| DAUDINOT F. | 16 : 4 |
| 16 : 6 | GRATACOS RODRIGUEZ L. |
| SPOSITO S. | 18 : 6 |
| 18 : 8 | PEREZ HERNANDEZ F. |
| SPOSITO S. | 20 : 8 |
| 20 : 10 | GONZALEZ LEBRON O. |
| BAPTISTA N. | 22 : 10 |
| SPOSITO S. | 24 : 10 |
| OLIVERO G. | 26 : 10 |
| SPOSITO S. | 28 : 10 |

| Legend: | | | | | | | |
|---------|----------------|------|----------------|-----------|-------------------|------|------------------------------|
| % | Efficiency | 1-Pt | 1-Point-Shots | 1-Pt Spin | 1-Point-Spinshots | DR | Disqualification with Report |
| GG | Golden Goal | No. | Number | P6m | 6m Penalty Shots | Spin | Spinnshots |
| SUS | 1st Suspension | S+D | 2nd Suspension | | | | |

Timing and Results provided by  TISSOT





Match No.: 1 Court 1

Start List

NZL - CRO

Referees: Pablo MARTINEZ ISOLA (URU) / Luis MONICO OTTADO (URU)

Technical Delegate A: Chatchai SANGSUKKEELUX (THA)

Technical Delegate B: Garrett PERKINS (USA)

Timekeeper: Nichlas NYGAARD (DEN)

Secretary: Jonas PRIMDAHL (DEN)

NZL - New Zealand

| No. | Name | Date of Birth | Competition Statistics | | | | | | |
|------------------------------|-------------------|---------------|------------------------|--------|------|------|-----|-----|----|
| | | | MP | Points | 1-Pt | 2-Pt | SUS | S+D | DR |
| 3 | James COCHRANE | 14 APR 1987 | | | | | | | |
| 5 | Angus HAMILTON | 27 MAR 2002 | | | | | | | |
| 12 | Olliver DONALDSON | 1 MAY 2001 | | | | | | | |
| 17 | Peter ELLIS | 11 JAN 1991 | | | | | | | |
| 19 | Phil ELLIS | 24 MAY 1993 | | | | | | | |
| 20 | Paul IRELAND | 14 MAR 2001 | | | | | | | |
| 26 | Tom ROXBURGH | 31 MAY 1994 | | | | | | | |
| 27 | Cameron ROSS | 27 JUN 1988 | | | | | | | |
| 34 | Alex BROWN | 5 MAR 2002 | | | | | | | |
| 61 | Max BROOKES | 23 FEB 2002 | | | | | | | |
| Head Coach Tim RAYNER | | | | | | | | | |


| NZL Played | | |
|------------|-----|--------|
| PR | CRO | 11 JUL |
| PR | QAT | 11 JUL |

CRO - Croatia

| No. | Name | Date of Birth | Competition Statistics | | | | | | |
|-----------------------------------|------------------------|---------------|------------------------|--------|------|------|-----|-----|----|
| | | | MP | Points | 1-Pt | 2-Pt | SUS | S+D | DR |
| 3 | Tomislav LAUS | 5 APR 1988 | | | | | | | |
| 4 | Ivan DUMENCIC | 10 JUL 1990 | | | | | | | |
| 5 | Ivan JURIC | 16 DEC 1986 | | | | | | | |
| 6 | Filip GORICANEC | 2 NOV 1997 | | | | | | | |
| 11 | Dominik MARKOVIC | 2 JUN 1998 | | | | | | | |
| 18 | Lucian BURA | 14 AUG 1997 | | | | | | | |
| 19 | Josip DUKES | 3 JUN 1996 | | | | | | | |
| 22 | Valentino VALENTAKOVIC | 24 JAN 1993 | | | | | | | |
| 24 | Josip LEKO | 24 APR 1994 | | | | | | | |
| 30 | Nikola FINEK | 19 SEP 1999 | | | | | | | |
| Head Coach Mladen PARADZIK | | | | | | | | | |

| CRO Played | | |
|------------|-----|--------|
| PR | NZL | 11 JUL |
| PR | QAT | 12 JUL |

| Legend: | | | | | | | |
|---------|-----------------|------|----------------|--------|-------------------|-----|-------------------------|
| 1-Pt | 1-Point Shots | 2-Pt | 2-Point Shots | PL 5-7 | Placement 5-7 | DR | Disqualification+Report |
| MP | Matches played | No. | Uniform Number | PR | Preliminary Round | SUS | 1st Suspensions |
| S+D | 2nd Suspensions | | | | | | |

Timing and Results provided by  TISSOT



Match No.: 1 Court 1

Results

New Zealand 0 vs 2 Croatia

Referees:
Pablo MARTINEZ ISOLA (URU)
Luis MONICO OTTADO (URU)

1st Period: 10 - 26
2nd Period: 18 - 24

NZL - New Zealand

Headcoach: Tim RAYNER

Team time outs: 1

| No. | Name | Total | | | | Goals / Shots | | | | | | | Punishments | | |
|--------|-------------------|--------|-------|-------|----|---------------|-----------|---------|-----------|------------|-------------|-----|-------------|-----|----|
| | | Points | Goals | Shots | % | 1-Pt All | 1-Pt Spin | Spin | In-flight | Specialist | Direct Goal | P6m | SUS | S+D | DR |
| 3 | James COCHRANE | 4 | 2 | 4 | 50 | | | 2 / 4 | | | | | | | |
| 5 | Angus HAMILTON | 4 | 2 | 6 | 33 | | | 2 / 4 | | 0 / 2 | | | | | |
| 12 | Olliver DONALDSON | 4 | 2 | 5 | 40 | | | 1 / 4 | 1 / 1 | | | | | | |
| 17 | Peter ELLIS | | | | | | | | | | | | | | |
| 19 | Phil ELLIS | | 0 | 1 | 0 | | | 0 / 1 | | | | | | | |
| 20 | Paul IRELAND | 16 | 8 | 14 | 57 | | | 6 / 12 | 2 / 2 | | | | | | |
| 26 | Tom ROXBURGH | | | | | | | | | | | | | | |
| 27 | Cameron ROSS | | | | | | | | | | | | | | |
| 34 | Alex BROWN | | | | | | | | | | | | | | |
| 61 | Max BROOKES | | | | | | | | | | | | | | |
| Totals | | 28 | 14 | 30 | 47 | | | 11 / 25 | 3 / 3 | 0 / 2 | | | | | |


| No. | Goalkeeper | Total | | | Saves / Shots | | | | | | | |
|--------|--------------|-------|-------|----|---------------|-----------|--------|-----------|------------|-------------|-----|-------|
| | | Saves | Shots | % | 1-Pt All | 1-Pt Spin | Spin | In-flight | Specialist | Direct Goal | P6m | |
| 26 | Tom ROXBURGH | 6 | 23 | 26 | | | 2 / 10 | 4 / 9 | 0 / 3 | | | 0 / 1 |
| 34 | Alex BROWN | 0 | 8 | 0 | | | 0 / 4 | 0 / 3 | 0 / 1 | | | |
| Totals | | 6 | 31 | 19 | | | 2 / 14 | 4 / 12 | 0 / 4 | | | 0 / 1 |

CRO - Croatia

Headcoach: Mladen PARADZIK

| No. | Name | Total | | | | Goals / Shots | | | | | | | Punishments | | |
|--------|------------------------|--------|-------|-------|-----|---------------|-----------|---------|-----------|------------|-------------|-------|-------------|-----|----|
| | | Points | Goals | Shots | % | 1-Pt All | 1-Pt Spin | Spin | In-flight | Specialist | Direct Goal | P6m | SUS | S+D | DR |
| 3 | Tomislav LAUS | | | | | | | | | | | | | | |
| 4 | Ivan DUMENCIC | 6 | 3 | 3 | 100 | | | 2 / 2 | 1 / 1 | | | | | | |
| 5 | Ivan JURIC | 4 | 2 | 3 | 67 | | | 2 / 3 | | | | | | | |
| 6 | Filip GORICANEC | 8 | 4 | 4 | 100 | | | | | 4 / 4 | | | | | |
| 11 | Dominik MARKOVIC | | | | | | | | | | | | | | |
| 18 | Lucian BURA | 22 | 11 | 14 | 79 | | | 6 / 8 | 4 / 5 | | | 1 / 1 | | | |
| 19 | Josip DUKES | | 0 | 1 | 0 | | | | 0 / 1 | | | | | | |
| 22 | Valentino VALENTAKOVIC | 10 | 5 | 8 | 63 | | | 2 / 3 | 3 / 5 | | | | | | |
| 24 | Josip LEKO | | | | | | | | | | | | | | |
| 30 | Nikola FINEK | | | | | | | | | | | | | | |
| Totals | | 50 | 25 | 33 | 76 | | | 12 / 16 | 8 / 12 | 4 / 4 | | 1 / 1 | | | |

| No. | Goalkeeper | Total | | | Saves / Shots | | | | | | | |
|--------|------------------|-------|-------|----|---------------|-----------|--------|-----------|------------|-------------|-----|--|
| | | Saves | Shots | % | 1-Pt All | 1-Pt Spin | Spin | In-flight | Specialist | Direct Goal | P6m | |
| 11 | Dominik MARKOVIC | 9 | 23 | 39 | | | 9 / 20 | 0 / 3 | | | | |
| Totals | | 9 | 23 | 39 | | | 9 / 20 | 0 / 3 | | | | |


Timing and Results provided by  TISSOT



Match No.: 1 Court 1

Results

| Team Comparison | 1st Period | | | | 2nd Period | | | |
|--------------------|-------------|-----|-------------|-----|-------------|-----|-------------|-----|
| | New Zealand | | Croatia | | New Zealand | | Croatia | |
| | Goals/Shots | % | Goals/Shots | % | Goals/Shots | % | Goals/Shots | % |
| In-flight Shots | 1 / 1 | 100 | 6 / 8 | 75 | 2 / 2 | 100 | 2 / 4 | 50 |
| Spin Shots | 4 / 11 | 36 | 5 / 7 | 71 | 7 / 14 | 50 | 7 / 9 | 78 |
| Specialist Shots | 0 / 2 | 0 | 2 / 2 | 100 | | | 2 / 2 | 100 |
| 1-Point Shots | | | | | | | | |
| Direct Goal Shots | | | | | | | | |
| 6-meter Shots | | | | | | | 1 / 1 | 100 |
| 1-Point Spin Shots | | | | | | | | |

Timing and Results provided by  TISSOT

BHAMTEAM4-----GPA-000100--_C73 1

Report Created MON 11 JUL 2022 12:31

Page 2 / 3



Match No.: 1 Court 1

Results

New Zealand 0 vs 2 Croatia

Referees:
Pablo MARTINEZ ISOLA (URU)
Luis MONICO OTTADO (URU)

1st Period: 10 - 26
2nd Period: 18 - 24

NZL - New Zealand

| No. | Name | Technical skills | | | | | |
|--------|-------------------|------------------|--------|---------------|-------------------|---------------|-----------|
| | | Assists | Steals | Blocked Shots | Received 6m Fouls | Penalty Fouls | Turnovers |
| 3 | James COCHRANE | 2 | | | | | |
| 5 | Angus HAMILTON | 3 | | | | | 3 |
| 12 | Olliver DONALDSON | 1 | | | | | 1 |
| 17 | Peter ELLIS | | | | | | |
| 19 | Phil ELLIS | | | | | | 1 |
| 20 | Paul IRELAND | | | | | | |
| 26 | Tom ROXBURGH | | | | | | |
| 27 | Cameron ROSS | | | | | 1 | |
| 34 | Alex BROWN | | | | | | |
| 61 | Max BROOKES | | 1 | | | | |
| Team | | | | | | | |
| Totals | | 6 | 1 | | | 1 | 5 |

Running Score

NZL - CRO

1st Period

| | |
|---------|-----------------|
| 0 : 2 | GORICANEC F. |
| 0 : 4 | GORICANEC F. |
| 2 : 4 | DONALDSON O. |
| 2 : 6 | VALENTAKOVIC V. |
| 4 : 6 | COCHRANE J. |
| 4 : 8 | VALENTAKOVIC V. |
| 4 : 10 | BURA L. |
| 4 : 12 | BURA L. |
| 4 : 14 | JURIC I. |
| 6 : 14 | IRELAND P. |
| 8 : 14 | COCHRANE J. |
| 8 : 16 | BURA L. |
| 8 : 18 | BURA L. |
| 8 : 20 | DUMENCIC I. |
| 10 : 20 | IRELAND P. |
| 10 : 22 | DUMENCIC I. |
| 10 : 24 | BURA L. |
| 10 : 26 | BURA L. |

CRO - Croatia

| No. | Name | Technical skills | | | | | |
|--------|------------------------|------------------|--------|---------------|-------------------|---------------|-----------|
| | | Assists | Steals | Blocked Shots | Received 6m Fouls | Penalty Fouls | Turnovers |
| 3 | Tomislav LAUS | | | | | | |
| 4 | Ivan DUMENCIC | 7 | | | | | 2 |
| 5 | Ivan JURIC | | 1 | 2 | | | |
| 6 | Filip GORICANEC | | | | | | |
| 11 | Dominik MARKOVIC | | | | | | |
| 18 | Lucian BURA | 1 | | | | | |
| 19 | Josip DUKES | | | | | | |
| 22 | Valentino VALENTAKOVIC | | | | 1 | | |
| 24 | Josip LEKO | | | 1 | | | |
| 30 | Nikola FINEK | | | | | | |
| Team | | | | | | | |
| Totals | | 8 | 1 | 3 | 1 | | 2 |

2nd Period

| | |
|---------|-----------------|
| 0 : 2 | VALENTAKOVIC V. |
| 2 : 2 | IRELAND P. |
| 2 : 4 | BURA L. |
| 2 : 6 | BURA L. |
| 4 : 6 | HAMILTON A. |
| 4 : 8 | GORICANEC F. |
| 6 : 8 | IRELAND P. |
| 8 : 8 | HAMILTON A. |
| 10 : 8 | IRELAND P. |
| 10 : 10 | BURA L. |
| 12 : 10 | IRELAND P. |
| 12 : 12 | GORICANEC F. |
| 12 : 14 | DUMENCIC I. |
| 14 : 14 | DONALDSON O. |
| 14 : 16 | BURA L. |
| 16 : 16 | IRELAND P. |
| 16 : 18 | VALENTAKOVIC V. |
| 16 : 20 | BURA L. |
| 16 : 22 | JURIC I. |
| 18 : 22 | IRELAND P. |
| 18 : 24 | VALENTAKOVIC V. |

| | | | | | | | |
|----------------|--------------------|----------|----------------------|---------------|------------------------------------|---------|--|
| Legend: | % Efficiency | 1-Pt No. | 1-Point-Shots Number | 1-Pt Spin P6m | 1-Point-Spinshots 6m Penalty Shots | DR Spin | Disqualification with Report Spinshots |
| | GG Golden Goal | S+D | 2nd Suspension | | | | |
| | SUS 1st Suspension | | | | | | |

Timing and Results provided by TISSOT





Match No.: 2 Court 1

Start List

QAT - NZL

Referees: Josue RESENDIZ (MEX) / Jesus RUIZ (MEX)

Technical Delegate A: Jerome ROLLAND (FRA)
 Technical Delegate B: Emir BESLIJA (MNE)
 Timekeeper: Luis MONICO OTTADO (URU)
 Secretary: Pablo MARTINEZ ISOLA (URU)

QAT - Qatar

| No. | Name | Date of Birth | Competition Statistics | | | | | | |
|-----------------------------|-------------------|---------------|------------------------|--------|------|------|-----|-----|----|
| | | | MP | Points | 1-Pt | 2-Pt | SUS | S+D | DR |
| 7 | Mutasem AMOHAMED | 2 MAR 1988 | | | | | | | |
| 8 | Mohamed HASSAN | 19 FEB 1984 | | | | | | | |
| 10 | Ali MOHAMED | 14 DEC 1989 | | | | | | | |
| 11 | Abdulrazzaq MURAD | 29 JUN 1990 | | | | | | | |
| 12 | Mohsen AL-YAFEAI | 28 DEC 1978 | | | | | | | |
| 16 | Mohamed SOUSSI | 22 JUL 1992 | | | | | | | |
| 17 | Amir DENGUIR | 7 MAR 1995 | | | | | | | |
| 24 | Sid KENAOUI | 7 NOV 1988 | | | | | | | |
| 69 | Hani KAKHI | 31 OCT 1990 | | | | | | | |
| 94 | Mohamed SALEH | 24 JUN 1994 | | | | | | | |
| Head Coach Khaled ALY (EGY) | | | | | | | | | |

| QAT Played | | |
|------------|-----|--------|
| PR | NZL | 11 JUL |
| PR | CRO | 12 JUL |

NZL - New Zealand

| No. | Name | Date of Birth | Competition Statistics | | | | | | |
|-----------------------|-------------------|---------------|------------------------|--------|------|------|-----|-----|----|
| | | | MP | Points | 1-Pt | 2-Pt | SUS | S+D | DR |
| 3 | James COCHRANE | 14 APR 1987 | | | | | | | |
| 5 | Angus HAMILTON | 27 MAR 2002 | | | | | | | |
| 12 | Olliver DONALDSON | 1 MAY 2001 | | | | | | | |
| 17 | Peter ELLIS | 11 JAN 1991 | | | | | | | |
| 19 | Phil ELLIS | 24 MAY 1993 | | | | | | | |
| 20 | Paul IRELAND | 14 MAR 2001 | | | | | | | |
| 26 | Tom ROXBURGH | 31 MAY 1994 | | | | | | | |
| 27 | Cameron ROSS | 27 JUN 1988 | | | | | | | |
| 34 | Alex BROWN | 5 MAR 2002 | | | | | | | |
| 61 | Max BROOKES | 23 FEB 2002 | | | | | | | |
| Head Coach Tim RAYNER | | | | | | | | | |

| NZL Played | | |
|------------|-----|--------|
| PR | CRO | 11 JUL |
| PR | QAT | 11 JUL |

| Legend: | | | | | | | |
|---------|-----------------|------|----------------|--------|-------------------|-----|-------------------------|
| 1-Pt | 1-Point Shots | 2-Pt | 2-Point Shots | PL 5-7 | Placement 5-7 | DR | Disqualification+Report |
| MP | Matches played | No. | Uniform Number | PR | Preliminary Round | SUS | 1st Suspensions |
| S+D | 2nd Suspensions | | | | | | |

Timing and Results provided by  TISSOT





Match No.: 2 Court 1

Results

Qatar 2 vs 0 New Zealand

Referees:
Josue RESENDIZ (MEX)
Jesus RUIZ (MEX)

1st Period: 18 - 12
2nd Period: 22 - 8

QAT - Qatar

Headcoach: Khaled ALY

Team time outs: 1

| No. | Name | Total | | | | Goals / Shots | | | | | | | Punishments | | |
|--------|-------------------|--------|-------|-------|-----|---------------|-----------|--------|-----------|------------|-------------|-----|-------------|-----|----|
| | | Points | Goals | Shots | % | 1-Pt All | 1-Pt Spin | Spin | In-flight | Specialist | Direct Goal | P6m | SUS | S+D | DR |
| 7 | Mutasem AMOHAMED | 4 | 2 | 2 | 100 | | | 1 / 1 | 1 / 1 | | | | 1 | | |
| 8 | Mohamed HASSAN | 2 | 1 | 2 | 50 | | | 0 / 1 | | 1 / 1 | | | | | |
| 10 | Ali MOHAMED | 6 | 3 | 3 | 100 | | | 2 / 2 | 1 / 1 | | | | | | |
| 11 | Abdulrazzaq MURAD | 2 | 1 | 1 | 100 | | | 1 / 1 | | | | | | | |
| 12 | Mohsen AL-YAFEAI | | 0 | 1 | 0 | | | | | | 0 / 1 | | | | |
| 16 | Mohamed SOUSSI | | 0 | 1 | 0 | | | | | | 0 / 1 | | | | |
| 17 | Amir DENGUIR | 10 | 5 | 7 | 71 | | | 3 / 4 | 1 / 1 | 1 / 2 | | | | | |
| 24 | Sid KENAOUI | | | | | | | | | | | | | | |
| 69 | Hani KAKHI | 14 | 7 | 9 | 78 | | | 1 / 2 | 6 / 7 | | | | 1 | | |
| 94 | Mohamed SALEH | 2 | 1 | 1 | 100 | | | | | 1 / 1 | | | | | |
| Totals | | 40 | 20 | 27 | 74 | | | 8 / 11 | 9 / 10 | 3 / 4 | 0 / 2 | | 2 | | |

| No. | Goalkeeper | Total | | | Saves / Shots | | | | | | | |
|--------|------------------|-------|-------|----|---------------|-----------|--------|-----------|------------|-------------|-------|--|
| | | Saves | Shots | % | 1-Pt All | 1-Pt Spin | Spin | In-flight | Specialist | Direct Goal | P6m | |
| 12 | Mohsen AL-YAFEAI | 8 | 15 | 53 | | | 8 / 13 | 0 / 1 | | | 0 / 1 | |
| 16 | Mohamed SOUSSI | 2 | 5 | 40 | | | 1 / 1 | 0 / 2 | | | 1 / 2 | |
| Totals | | 10 | 20 | 50 | | | 9 / 14 | 0 / 3 | | | 1 / 3 | |


NZL - New Zealand

Headcoach: Tim RAYNER

Team time outs: 1

| No. | Name | Total | | | | Goals / Shots | | | | | | | Punishments | | |
|--------|-------------------|--------|-------|-------|----|---------------|-----------|--------|-----------|------------|-------------|-------|-------------|-----|----|
| | | Points | Goals | Shots | % | 1-Pt All | 1-Pt Spin | Spin | In-flight | Specialist | Direct Goal | P6m | SUS | S+D | DR |
| 3 | James COCHRANE | 2 | 1 | 2 | 50 | | | 1 / 2 | | | | | | | |
| 5 | Angus HAMILTON | 10 | 5 | 10 | 50 | | | 2 / 6 | 2 / 2 | | | 1 / 2 | | | |
| 12 | Olliver DONALDSON | | | | | | | | | | | | | | |
| 17 | Peter ELLIS | | | | | | | | | | | | | | |
| 19 | Phil ELLIS | | 0 | 3 | 0 | | | 0 / 2 | | 0 / 1 | | | | | |
| 20 | Paul IRELAND | 8 | 4 | 10 | 40 | | | 2 / 8 | 1 / 1 | | | 1 / 1 | | | |
| 26 | Tom ROXBURGH | | | | | | | | | | | | | | |
| 27 | Cameron ROSS | | | | | | | | | | | | | | |
| 34 | Alex BROWN | | | | | | | | | | | | | | |
| 61 | Max BROOKES | | 0 | 1 | 0 | | | | | | | 0 / 1 | | | |
| Totals | | 20 | 10 | 26 | 38 | | | 5 / 18 | 3 / 3 | 0 / 1 | | 2 / 4 | | | |

| No. | Goalkeeper | Total | | | Saves / Shots | | | | | | |
|--------|--------------|-------|-------|----|---------------|-----------|-------|-----------|------------|-------------|-----|
| | | Saves | Shots | % | 1-Pt All | 1-Pt Spin | Spin | In-flight | Specialist | Direct Goal | P6m |
| 26 | Tom ROXBURGH | 2 | 12 | 17 | | | 0 / 3 | 0 / 6 | 1 / 2 | 1 / 1 | |
| 34 | Alex BROWN | 1 | 11 | 9 | | | 1 / 6 | 0 / 3 | 0 / 2 | | |
| Totals | | 3 | 23 | 13 | | | 1 / 9 | 0 / 9 | 1 / 4 | 1 / 1 | |


Timing and Results provided by  TISSOT



Match No.: 2 Court 1

Results

| Team Comparison | 1st Period | | | | 2nd Period | | | |
|--------------------|-------------|----|-------------|-----|-------------|-----|-------------|-----|
| | Qatar | | New Zealand | | Qatar | | New Zealand | |
| | Goals/Shots | % | Goals/Shots | % | Goals/Shots | % | Goals/Shots | % |
| In-flight Shots | 4 / 5 | 80 | 1 / 1 | 100 | 5 / 5 | 100 | 2 / 2 | 100 |
| Spin Shots | 2 / 5 | 40 | 5 / 12 | 42 | 6 / 6 | 100 | 0 / 6 | 0 |
| Specialist Shots | 3 / 4 | 75 | 0 / 1 | 0 | | | | |
| 1-Point Shots | | | | | | | | |
| Direct Goal Shots | 0 / 1 | 0 | | | 0 / 1 | 0 | | |
| 6-meter Shots | | | 0 / 1 | 0 | | | 2 / 3 | 67 |
| 1-Point Spin Shots | | | | | | | | |

Timing and Results provided by  TISSOT



Match No.: 2 Court 1

Results

Qatar 2 vs 0 New Zealand

Referees:
Josue RESENDIZ (MEX)
Jesus RUIZ (MEX)

1st Period: 18 - 12
2nd Period: 22 - 8

QAT - Qatar

| No. | Name | Technical skills | | | | | |
|--------|-------------------|------------------|--------|---------------|-------------------|---------------|-----------|
| | | Assists | Steals | Blocked Shots | Received 6m Fouls | Penalty Fouls | Turnovers |
| 7 | Mutasem AMOHAMED | 1 | | | | 1 | |
| 8 | Mohamed HASSAN | 4 | | | | | |
| 10 | Ali MOHAMED | | | | | | |
| 11 | Abdulrazzaq MURAD | | | | | | |
| 12 | Mohsen AL-YAFEAI | | | | | | |
| 16 | Mohamed SOUSSI | | | | | | |
| 17 | Amir DENGUIR | 2 | | | | 1 | 2 |
| 24 | Sid KENAOUI | | | | | 2 | |
| 69 | Hani KAKHI | | | | | | |
| 94 | Mohamed SALEH | | | | | | |
| Team | | | | | | | 2 |
| Totals | | 7 | | | | 4 | 4 |

NZL - New Zealand

| No. | Name | Technical skills | | | | | |
|--------|-------------------|------------------|--------|---------------|-------------------|---------------|-----------|
| | | Assists | Steals | Blocked Shots | Received 6m Fouls | Penalty Fouls | Turnovers |
| 3 | James COCHRANE | 1 | | | 1 | | 1 |
| 5 | Angus HAMILTON | | | | 1 | | 4 |
| 12 | Olliver DONALDSON | 1 | | | 1 | | 1 |
| 17 | Peter ELLIS | | | | | | |
| 19 | Phil ELLIS | | | | | | |
| 20 | Paul IRELAND | | | | | | 1 |
| 26 | Tom ROXBURGH | | | | | | |
| 27 | Cameron ROSS | | | | | | |
| 34 | Alex BROWN | | | | | | |
| 61 | Max BROOKES | | | | 1 | | |
| Team | | | | | | | 2 |
| Totals | | 2 | | | 4 | | 9 |

Running Score

QAT - NZL


1st Period

| | | | |
|------------|----|------|-------------|
| SALEH M. | 2 | : 0 | |
| | 2 | : 2 | IRELAND P. |
| KAKHI H. | 4 | : 2 | |
| MOHAMED A. | 6 | : 2 | |
| KAKHI H. | 8 | : 2 | |
| | 8 | : 4 | IRELAND P. |
| DENGUIR A. | 10 | : 4 | |
| | 10 | : 6 | IRELAND P. |
| KAKHI H. | 12 | : 6 | |
| MOHAMED A. | 14 | : 6 | |
| | 14 | : 8 | HAMILTON A. |
| MURAD A. | 16 | : 8 | |
| HASSAN M. | 18 | : 8 | |
| | 18 | : 10 | COCHRANE J. |
| | 18 | : 12 | HAMILTON A. |

2nd Period

| | | | |
|-------------|----|-----|-------------|
| MOHAMED A. | 2 | : 0 | |
| KAKHI H. | 4 | : 0 | |
| DENGUIR A. | 6 | : 0 | |
| DENGUIR A. | 8 | : 0 | |
| KAKHI H. | 10 | : 0 | |
| DENGUIR A. | 12 | : 0 | |
| | 12 | : 2 | HAMILTON A. |
| DENGUIR A. | 14 | : 2 | |
| AMOHAMED M. | 16 | : 2 | |
| | 16 | : 4 | HAMILTON A. |
| AMOHAMED M. | 18 | : 4 | |
| KAKHI H. | 20 | : 4 | |
| | 20 | : 6 | HAMILTON A. |
| KAKHI H. | 22 | : 6 | |
| | 22 | : 8 | IRELAND P. |

| | | | | | | | |
|----------------|----------------|------|----------------|-----------|-------------------|------|------------------------------|
| Legend: | | | | | | | |
| % | Efficiency | 1-Pt | 1-Point-Shots | 1-Pt Spin | 1-Point-Spinshots | DR | Disqualification with Report |
| GG | Golden Goal | No. | Number | P6m | 6m Penalty Shots | Spin | Spinnshots |
| SUS | 1st Suspension | S+D | 2nd Suspension | | | | |

Timing and Results provided by  TISSOT





Match No.: 3 Court 1

Start List

CRO - QAT

Referees: Nichlas NYGAARD (DEN) / Jonas PRIMDAHL (DEN)

Technical Delegate A: Luiz Filipe CALDAS (BRA)
Technical Delegate B: Juan de ARMA (ARG)
Timekeeper: Pablo MARTINEZ ISOLA (URU)
Secretary: Luis MONICO OTTADO (URU)

CRO - Croatia

| No. | Name | Date of Birth | Competition Statistics | | | | | | |
|-----------------------------------|------------------------|---------------|------------------------|--------|------|-------|-----|-----|----|
| | | | MP | Points | 1-Pt | 2-Pt | SUS | S+D | DR |
| 3 | Tomislav LAUS | 5 APR 1988 | 1 | | | | | | |
| 4 | Ivan DUMENCIC | 10 JUL 1990 | 1 | 6 | | 3/3 | | | |
| 5 | Ivan JURIC | 16 DEC 1986 | 1 | 4 | | 2/3 | | | |
| 6 | Filip GORICANEC | 2 NOV 1997 | 1 | 8 | | 4/4 | | | |
| 11 | Dominik MARKOVIC | 2 JUN 1998 | 1 | | | | | | |
| 18 | Lucian BURAS | 14 AUG 1997 | 1 | 22 | | 11/14 | | | |
| 19 | Josip DUKES | 3 JUN 1996 | 1 | | | 0/1 | | | |
| 22 | Valentino VALENTAKOVIC | 24 JAN 1993 | 1 | 10 | | 5/8 | | | |
| 24 | Josip LEKO | 24 APR 1994 | 1 | | | | | | |
| 30 | Nikola FINEK | 19 SEP 1999 | 1 | | | | | | |
| Head Coach Mladen PARADZIK | | | | | | | | | |

| CRO Played | | |
|------------|-----|--------|
| PR | NZL | 2-0 |
| PR | QAT | 12 JUL |

QAT - Qatar

| No. | Name | Date of Birth | Competition Statistics | | | | | | |
|------------------------------------|-------------------|---------------|------------------------|--------|------|------|-----|-----|----|
| | | | MP | Points | 1-Pt | 2-Pt | SUS | S+D | DR |
| 7 | Mutasem AMOHAMED | 2 MAR 1988 | 1 | 4 | | 2/2 | 1 | | |
| 8 | Mohamed HASSAN | 19 FEB 1984 | 1 | 2 | | 1/2 | | | |
| 10 | Ali MOHAMED | 14 DEC 1989 | 1 | 6 | | 3/3 | | | |
| 11 | Abdulrazzaq MURAD | 29 JUN 1990 | 1 | 2 | | 1/1 | | | |
| 12 | Mohsen AL-YAFEAI | 28 DEC 1978 | 1 | | | 0/1 | | | |
| 16 | Mohamed SOUSSI | 22 JUL 1992 | 1 | | | 0/1 | | | |
| 17 | Amir DENGUIR | 7 MAR 1995 | 1 | 10 | | 5/7 | | | |
| 24 | Sid KENAOUI | 7 NOV 1988 | 1 | | | | | | |
| 69 | Hani KAKHI | 31 OCT 1990 | 1 | 14 | | 7/9 | 1 | | |
| 94 | Mohamed SALEH | 24 JUN 1994 | 1 | 2 | | 1/1 | | | |
| Head Coach Khaled ALY (EGY) | | | | | | | | | |

| QAT Played | | |
|------------|-----|--------|
| PR | NZL | 2-0 |
| PR | CRO | 12 JUL |

| Legend: | | | | | | | |
|---------|-----------------|------|----------------|--------|-------------------|-----|-------------------------|
| 1-Pt | 1-Point Shots | 2-Pt | 2-Point Shots | PL 5-7 | Placement 5-7 | DR | Disqualification+Report |
| MP | Matches played | No. | Uniform Number | PR | Preliminary Round | SUS | 1st Suspensions |
| S+D | 2nd Suspensions | | | | | | |

Timing and Results provided by 





Match No.: 3 Court 1

Results

Croatia 2 vs 0 Qatar

Referees:
Nichlas NYGAARD (DEN)
Jonas PRIMDAHL (DEN)

1st Period: 29 - 20
2nd Period: 22 - 18

CRO - Croatia

Headcoach: Mladen PARADZIK

Team time outs: 1

| No. | Name | Total | | | | Goals / Shots | | | | | | Punishments | | | |
|--------|------------------------|--------|-------|-------|-----|---------------|-----------|---------|-----------|------------|-------------|-------------|-----|-----|----|
| | | Points | Goals | Shots | % | 1-Pt All | 1-Pt Spin | Spin | In-flight | Specialist | Direct Goal | P6m | SUS | S+D | DR |
| 3 | Tomislav LAUS | | | | | | | | | | | | | | |
| 4 | Ivan DUMENCIC | 12 | 7 | 11 | 64 | 2 / 2 | | 3 / 6 | | 2 / 3 | | | | | |
| 5 | Ivan JURIC | 6 | 3 | 3 | 100 | | | 3 / 3 | | | | | | | |
| 6 | Filip GORICANEC | 8 | 4 | 4 | 100 | | | | | 4 / 4 | | | | | |
| 11 | Dominik MARKOVIC | | | | | | | | | | | | | | |
| 18 | Lucian BURJA | 16 | 8 | 12 | 67 | | | 7 / 10 | 1 / 1 | | | 0 / 1 | | | |
| 19 | Josip DUKES | | | | | | | | | | | | 1 | | |
| 22 | Valentino VALENTAKOVIC | 9 | 5 | 6 | 83 | 1 / 1 | | | 4 / 5 | | | | | | |
| 24 | Josip LEKO | | | | | | | | | | | | | | |
| 30 | Nikola FINEK | | | | | | | | | | | | | | |
| Totals | | 51 | 27 | 36 | 75 | 3 / 3 | | 13 / 19 | 5 / 6 | 6 / 7 | | 0 / 1 | 1 | | |

| No. | Goalkeeper | Total | | | Saves / Shots | | | | | | |
|--------|------------------|-------|-------|----|---------------|-----------|--------|-----------|------------|-------------|-------|
| | | Saves | Shots | % | 1-Pt All | 1-Pt Spin | Spin | In-flight | Specialist | Direct Goal | P6m |
| 11 | Dominik MARKOVIC | 4 | 23 | 17 | | | 3 / 10 | 1 / 5 | 0 / 6 | | 0 / 2 |
| Totals | | 4 | 23 | 17 | | | 3 / 10 | 1 / 5 | 0 / 6 | | 0 / 2 |


QAT - Qatar

Headcoach: Khaled ALY

Team time outs: 2

| No. | Name | Total | | | | Goals / Shots | | | | | | Punishments | | | |
|--------|-------------------|--------|-------|-------|----|---------------|-----------|--------|-----------|------------|-------------|-------------|-----|-----|----|
| | | Points | Goals | Shots | % | 1-Pt All | 1-Pt Spin | Spin | In-flight | Specialist | Direct Goal | P6m | SUS | S+D | DR |
| 7 | Mutasem AMOHAMED | | | | | | | | | | | | | | |
| 8 | Mohamed HASSAN | 14 | 7 | 8 | 88 | | | 1 / 2 | | 4 / 4 | | 2 / 2 | | | |
| 10 | Ali MOHAMED | | | | | | | | | | | | | | |
| 11 | Abdulrazzaq MURAD | | | | | | | | | | | | 1 | | |
| 12 | Mohsen AL-YAFEAI | | | | | | | | | | | | | | |
| 16 | Mohamed SOUSSI | | | | | | | | | | | | | | |
| 17 | Amir DENGUIR | 10 | 5 | 9 | 56 | | | 3 / 6 | | 2 / 2 | | 0 / 1 | 1 | | |
| 24 | Sid KENAOUI | | | | | | | | | | | | | | |
| 69 | Hani KAKHI | 14 | 7 | 10 | 70 | | | 3 / 5 | 4 / 5 | | | | | | |
| 94 | Mohamed SALEH | | | | | | | | | | | | 1 | | |
| Totals | | 38 | 19 | 27 | 70 | | | 7 / 13 | 4 / 5 | 6 / 6 | | 2 / 3 | 3 | | |

| No. | Goalkeeper | Total | | | Saves / Shots | | | | | | |
|--------|------------------|-------|-------|----|---------------|-----------|--------|-----------|------------|-------------|-------|
| | | Saves | Shots | % | 1-Pt All | 1-Pt Spin | Spin | In-flight | Specialist | Direct Goal | P6m |
| 12 | Mohsen AL-YAFEAI | 7 | 31 | 23 | 0 / 2 | | 5 / 16 | 1 / 6 | 1 / 7 | | |
| 16 | Mohamed SOUSSI | 2 | 5 | 40 | 0 / 1 | | 1 / 3 | | | | 1 / 1 |
| Totals | | 9 | 36 | 25 | 0 / 3 | | 6 / 19 | 1 / 6 | 1 / 7 | | 1 / 1 |

Timing and Results provided by  TISSOT



Match No.: 3 Court 1

Results

| Team Comparison | 1st Period | | | | 2nd Period | | | |
|--------------------|-------------|-----|-------------|-----|-------------|-----|-------------|-----|
| | Croatia | | Qatar | | Croatia | | Qatar | |
| | Goals/Shots | % | Goals/Shots | % | Goals/Shots | % | Goals/Shots | % |
| In-flight Shots | 4 / 5 | 80 | 3 / 4 | 75 | 1 / 1 | 100 | 1 / 1 | 100 |
| Spin Shots | 7 / 11 | 64 | 4 / 7 | 57 | 6 / 8 | 75 | 3 / 6 | 50 |
| Specialist Shots | 3 / 3 | 100 | 2 / 2 | 100 | 3 / 4 | 75 | 4 / 4 | 100 |
| 1-Point Shots | 1 / 1 | 100 | | | 2 / 2 | 100 | | |
| Direct Goal Shots | | | | | | | | |
| 6-meter Shots | | | 1 / 2 | 50 | 0 / 1 | 0 | 1 / 1 | 100 |
| 1-Point Spin Shots | | | | | | | | |





Match No.: 3 Court 1

Results

Croatia 2 vs 0 Qatar

Referees:
Nichlas NYGAARD (DEN)
Jonas PRIMDAHL (DEN)

1st Period: 29 - 20
2nd Period: 22 - 18

CRO - Croatia

| No. | Name | Technical skills | | | | | |
|--------|------------------------|------------------|--------|---------------|-------------------|---------------|-----------|
| | | Assists | Steals | Blocked Shots | Received 6m Fouls | Penalty Fouls | Turnovers |
| 3 | Tomislav LAUS | | | | | 1 | |
| 4 | Ivan DUMENCIC | 7 | | | | | |
| 5 | Ivan JURIC | | | | | | |
| 6 | Filip GORICANEC | | | | | | 1 |
| 11 | Dominik MARKOVIC | 1 | | | | | |
| 18 | Lucian BURA | | | | | | |
| 19 | Josip DUKES | | 1 | | | 2 | |
| 22 | Valentino VALENTAKOVIC | 1 | | | 1 | | |
| 24 | Josip LEKO | | | | | | |
| 30 | Nikola FINEK | | | | | | |
| Team | | | | | | | |
| Totals | | 9 | 1 | | 1 | 3 | 1 |

QAT - Qatar

| No. | Name | Technical skills | | | | | |
|--------|-------------------|------------------|--------|---------------|-------------------|---------------|-----------|
| | | Assists | Steals | Blocked Shots | Received 6m Fouls | Penalty Fouls | Turnovers |
| 7 | Mutasem AMOHAMED | | | | | | |
| 8 | Mohamed HASSAN | 4 | | | | | 1 |
| 10 | Ali MOHAMED | | | | | | 1 |
| 11 | Abdulrazzaq MURAD | | | | 1 | | |
| 12 | Mohsen AL-YAFEAI | | | | | | |
| 16 | Mohamed SOUSSI | | | | | | |
| 17 | Amir DENGUIR | | | | 1 | | 1 |
| 24 | Sid KENAOUI | | | | | | |
| 69 | Hani KAKHI | 1 | | | 1 | | 1 |
| 94 | Mohamed SALEH | | | | | 1 | |
| Team | | | | | | | 1 |
| Totals | | 5 | | | 3 | 1 | 5 |

Running Score
CRO - QAT

| 1st Period | |
|-----------------|--------------------|
| BURA L. | 2 : 0 |
| BURA L. | 2 : 2 DENGUIR A. |
| BURA L. | 4 : 2 |
| BURA L. | 4 : 4 KAKHI H. |
| GORICANEC F. | 6 : 4 |
| BURA L. | 6 : 6 DENGUIR A. |
| BURA L. | 8 : 6 |
| BURA L. | 8 : 8 HASSAN M. |
| GORICANEC F. | 10 : 8 |
| BURA L. | 10 : 10 KAKHI H. |
| VALENTAKOVIC V. | 12 : 10 |
| BURA L. | 14 : 10 |
| DUMENCIC I. | 16 : 10 |
| BURA L. | 16 : 12 KAKHI H. |
| GORICANEC F. | 18 : 12 |
| BURA L. | 20 : 12 |
| BURA L. | 20 : 14 KAKHI H. |
| BURA L. | 22 : 14 |
| BURA L. | 22 : 16 DENGUIR A. |
| VALENTAKOVIC V. | 24 : 16 |
| DUMENCIC I. | 25 : 16 |
| BURA L. | 25 : 18 HASSAN M. |
| BURA L. | 27 : 18 |
| BURA L. | 27 : 20 DENGUIR A. |
| VALENTAKOVIC V. | 29 : 20 |
| 2nd Period | |
| BURA L. | 2 : 0 |
| BURA L. | 2 : 2 KAKHI H. |
| DUMENCIC I. | 4 : 2 |
| BURA L. | 4 : 4 HASSAN M. |
| DUMENCIC I. | 5 : 4 |
| DUMENCIC I. | 7 : 4 |
| BURA L. | 7 : 6 HASSAN M. |
| GORICANEC F. | 9 : 6 |
| BURA L. | 9 : 8 KAKHI H. |
| BURA L. | 9 : 10 HASSAN M. |
| VALENTAKOVIC V. | 11 : 10 |
| DUMENCIC I. | 13 : 10 |
| JURIC I. | 15 : 10 |
| DUMENCIC I. | 17 : 10 |
| BURA L. | 17 : 12 DENGUIR A. |
| JURIC I. | 19 : 12 |
| BURA L. | 19 : 14 HASSAN M. |
| JURIC I. | 21 : 14 |
| BURA L. | 21 : 16 HASSAN M. |
| VALENTAKOVIC V. | 22 : 16 |
| BURA L. | 22 : 18 KAKHI H. |

| Legend: | | | | | | | |
|---------|----------------|------|----------------|-----------|-------------------|------|------------------------------|
| % | Efficiency | 1-Pt | 1-Point-Shots | 1-Pt Spin | 1-Point-Spinshots | DR | Disqualification with Report |
| GG | Golden Goal | No. | Number | P6m | 6m Penalty Shots | Spin | Spinnshots |
| SUS | 1st Suspension | S+D | 2nd Suspension | | | | |

Timing and Results provided by TISSOT



RESULTS BOOK



Beach Handball

Women's




Team Roster

As of SUN 10 JUL 2022

ARG - Argentina

| No. | Name | Shirt Name | Position | L/R | Date of Birth |
|-----|----------------------|--------------|----------|-----|---------------|
| 2 | Agustina MIROTTA | Mirotta | FP | | 10 AUG 1995 |
| 3 | Gisella BONOMI | Bonomi | FP | | 19 MAR 2000 |
| 4 | Carolina PONCE | Ponce | FP | | 15 MAY 2000 |
| 5 | Fiorella CORIMBERTO | Corimberto | FP | | 29 AUG 2001 |
| 6 | Ivana ELIGES | Eliges | FP | | 14 OCT 1983 |
| 7 | Gisela THURMANN | Thurmann | FP | | 29 JUN 1988 |
| 8 | Micaela CORIMBERTO | Corimberto | FP | | 29 AUG 2001 |
| 12 | Florencia BERICIO | Bericio | GK | | 21 SEP 1989 |
| 13 | Celeste MECCIA | Meccia | FP | | 26 MAY 1986 |
| 20 | Luciana SCORDAMAGLIA | Scordamaglia | FP | | 17 JUL 1994 |

| | | | | | |
|--|------------------|---------------|------------------|----------------------------|---------|
| Team Uniform Colours | Tank Tops | Shorts | Officials | A Salvador COMPARONE (ARG) | (Coach) |
| Team 1st | Light Blue | Black | | | |
| Team 2nd | Blue | Black | | | |
| Team 3rd | Yellow | Black | | | |
| Goalkeeper/Specialist Uniform Colours | | | | | |
| Goalkeeper 1st | Yellow | | | | |
| Goalkeeper 2nd | Yellow | | | | |
| Goalkeeper 3rd | Blue | | | | |

| | | | | | | |
|----------------|--------------|----|------------|---|-------------|--------------------|
| Legend: | | | | | | |
| FP | Field Player | GK | Goalkeeper | L | Left Handed | No. Uniform Number |
| R | Right Handed | | | | | |

 Timing and Results provided by 

BHAWTEAM4.....C33_WARG 1

Report Created SUN 10 JUL 2022 23:25

Page 1 / 1




Team Roster

As of SUN 10 JUL 2022

AUS - Australia

| No. | Name | Shirt Name | Position | L/R | Date of Birth |
|-----|----------------------|---------------|----------|-----|---------------|
| 3 | Annabel MILLS | Mills | FP | | 17 JUL 2000 |
| 4 | Jessie WOOD | Wood | FP | | 17 MAR 1997 |
| 5 | Erin STRONG | Strong | GK | | 7 OCT 1990 |
| 6 | Kaycee CLARK | Clark | FP | | 16 MAR 2002 |
| 8 | Haylee WILSON | Wilson | FP | | 8 FEB 1993 |
| 9 | Lucy WATKINS | Watkins | FP | | 23 MAR 2002 |
| 10 | Allira HUDSON-GOFERS | Hudson-Gofers | FP | | 17 APR 1982 |
| 11 | Aline VIANA | Viana | FP | | 16 JUL 1985 |
| 20 | Jessica FALLAH | Fallah | FP | | 10 JUL 1999 |
| 23 | Amy THOMAS | Thomas | GK | | 2 SEP 2000 |

Team Uniform Colours

Team 1st

Team 2nd

Team 3rd

Goalkeeper/Specialist Uniform Colours

Goalkeeper 1st

Goalkeeper 2nd

Goalkeeper 3rd

Tank Tops

Green

Navy

Yellow

Shorts

Green

Navy

Officials

A Andrew KELSO (AUS)

B Bernadette COASE (AUS)

(Coach)

(Team Official)

Legend:

| | | | | | | | |
|----|--------------|----|------------|---|-------------|-----|----------------|
| FP | Field Player | GK | Goalkeeper | L | Left Handed | No. | Uniform Number |
| R | Right Handed | | | | | | |

 Timing and Results provided by 

BHAWTEAM4.....C33_WAUS 1

Report Created SUN 10 JUL 2022 23:25

Page 1 / 1




Team Roster

As of SUN 10 JUL 2022

GER - Germany

| No. | Name | Shirt Name | Position | L/R | Date of Birth |
|-----|-----------------------|-------------|----------|-----|---------------|
| 5 | Kirsten Sophie WALTER | Walter | FP | | 21 FEB 1996 |
| 6 | Michelle SCHAFFER | Schafer | FP | | 19 NOV 2003 |
| 8 | Belen GETTWART | Gettwart | FP | | 15 MAR 2002 |
| 10 | Isabel KATTNER | Kattner | FP | | 17 OCT 2000 |
| 17 | Lena KLINGLER | Klingler | FP | | 3 OCT 2000 |
| 20 | Katharina FILTER | Filter | GK | | 4 FEB 1999 |
| 26 | Carolin HUBNER | Hubner | FP | | 5 JUN 2004 |
| 33 | Lucie KRETZSCHMAR | Kretzschmar | FP | | 7 AUG 2000 |
| 34 | Liv SUCHTING | Suchting | FP | | 29 MAY 2000 |
| 66 | Amelie MOLLMANN | Mollmann | FP | | 22 MAY 2001 |

Team Uniform Colours
Team 1st
Team 2nd
Team 3rd
Tank Tops

Black

Red

Green

Shorts

Black

Black

Black

Officials

A Alexander NOVAKOVIC (GER)

B Hendrik SANDER (GER)

C Franziska STADLER (GER)

D Jens Uwe PFANDER (GER)

(Coach)

(Assistant Coach)

(Physiotherapist)

(Team Official)

Goalkeeper/Specialist Uniform Colours
Goalkeeper 1st
Goalkeeper 2nd
Goalkeeper 3rd
Legend:

| | | | | | | | |
|----|--------------|----|------------|---|-------------|-----|----------------|
| FP | Field Player | GK | Goalkeeper | L | Left Handed | No. | Uniform Number |
| R | Right Handed | | | | | | |

 Timing and Results provided by 

BHAWTEAM4....._C33_WGER 1

Report Created SUN 10 JUL 2022 23:25

Page 1 / 1





Team Roster

As of MON 11 JUL 2022

MEX - Mexico

| No. | Name | Shirt Name | Position | L/R | Date of Birth |
|-----|------------------|------------|----------|-----|---------------|
| 5 | Ana HERNANDEZ | Hernandez | FP | | 29 NOV 1989 |
| 6 | Claudia MACIAS | Macias | FP | | 22 JUL 1992 |
| 7 | Gabriela SALAZAR | Salazar | GK | | 24 JUL 1994 |
| 8 | Itzel VARGAS | Vargas | FP | | 3 AUG 2000 |
| 9 | Lucia BERRA | Berra | FP | | 1 JAN 1998 |
| 10 | Fernanda RIVERA | Rivera | FP | | 27 JUL 1991 |
| 11 | Martha MEJIA | Mejia | FP | | 11 APR 1992 |
| 12 | Edna URESTY | Uresty | FP | | 30 JUN 1995 |
| 14 | Andrea de LEON | de Leon | FP | | 10 DEC 1997 |
| 15 | Adela VALENZUELA | Valenzuela | GK | | 30 JUL 1992 |

Team Uniform Colours Tank Tops Shorts Officials A Miguel CONTRERAS (MEX) (Coach)

Team 1st

Team 2nd

Team 3rd

Goalkeeper/Specialist Uniform Colours

Goalkeeper 1st

Goalkeeper 2nd

Goalkeeper 3rd

| Legend: | | GK | L | No. |
|---------|--------------|------------|-------------|----------------|
| FP | Field Player | Goalkeeper | Left Handed | Uniform Number |
| R | Right Handed | | | |

Timing and Results provided by  TISSOT

BHAWTEAM4....._C33_WMEX 2

Report Created MON 11 JUL 2022 16:41

Page 1 / 1




Team Roster

As of SUN 10 JUL 2022

NOR - Norway

| No. | Name | Shirt Name | Position | L/R | Date of Birth |
|-----|----------------------|------------|----------|-----|---------------|
| 1 | Thea GRANLUND | Granlund | GK | | 12 JUL 1995 |
| 3 | Elisabeth HAMMERSTAD | Hammerstad | FP | | 27 JUN 1993 |
| 4 | Martine WELFLER | Welfler | FP | | 27 OCT 1991 |
| 5 | Marielle MARTINSEN | Martinsen | FP | | 14 FEB 1995 |
| 6 | Hanne OLSVIK | Olsvik | FP | | 9 OCT 2000 |
| 8 | Susanne PETTERSEN | Pettersen | FP | | 17 SEP 1996 |
| 10 | Maren SJAAMO | Sjaamo | FP | | 9 JAN 2001 |
| 14 | Ine GRIMSRUD | Grimsrud | FP | | 28 MAR 2001 |
| 16 | Tonje LERSTAD | Lerstad | GK | | 9 OCT 1996 |
| 19 | Thina OYESVOLD | Oyesvold | FP | | 7 OCT 2000 |

Team Uniform Colours
Team 1st
Team 2nd
Team 3rd
Tank Tops

Dark Blue

Red

Light Blue

Shorts

Dark Blue

Red

Dark Blue

Officials

A Eskil ANDREASSEN (NOR)

B Clara BJURULF (NOR)

(Coach)

(Physiotherapist)

Goalkeeper/Specialist Uniform Colours
Goalkeeper 1st
Goalkeeper 2nd
Goalkeeper 3rd
Legend:

| | | | | | | | |
|----|--------------|----|------------|---|-------------|-----|----------------|
| FP | Field Player | GK | Goalkeeper | L | Left Handed | No. | Uniform Number |
| R | Right Handed | | | | | | |

 Timing and Results provided by 

BHAWTEAM4....._C33_VNOR 1

Report Created SUN 10 JUL 2022 23:25

Page 1 / 1





Team Roster

As of SUN 10 JUL 2022

USA - United States of America

| No. | Name | Shirt Name | Position | L/R | Date of Birth |
|-----|-------------------|------------|----------|-----|---------------|
| 3 | Courtney HEELEY | Heeley | FP | | 18 MAR 1992 |
| 5 | Renee SNYDER | Snyder | FP | | 15 DEC 1980 |
| 6 | Christine MANSOUR | Mansour | FP | | 30 MAY 1993 |
| 8 | Cedar BELLOWS | Bellows | FP | | 15 OCT 1992 |
| 9 | Kimberly POPP | Popp | FP | | 6 JUL 1986 |
| 10 | Cecilia AGRAZ | Agraz | FP | | 29 JAN 1991 |
| 12 | Emma JOHNSON | Johnson | GK | | 26 FEB 1997 |
| 13 | Isabelle GOSAR | Gosar | FP | | 15 MAR 1995 |
| 14 | Ashley van RYN | van Ryn | FP | | 4 AUG 1986 |
| 16 | Staci SELF | Self | GK | | 6 FEB 1985 |

Team Uniform Colours

Team 1st

Team 2nd

Team 3rd

Goalkeeper/Specialist Uniform Colours

Goalkeeper 1st

Goalkeeper 2nd

Goalkeeper 3rd

Tank Tops

Blue

White

Red

White

Red

Blue

Shorts

Blue

Black

Blue

Officials

A Lisa DUNN (USA)

B Michelle MENSING (USA)

C Christina McGUIRE (USA)

D Krista AUSTIN (USA)


(Coach)

(Assistant Coach)

(Physiotherapist)

(Team Official)

| | | | | | | | |
|----------------|--------------|----|------------|---|-------------|-----|----------------|
| Legend: | | | | | | | |
| FP | Field Player | GK | Goalkeeper | L | Left Handed | No. | Uniform Number |
| R | Right Handed | | | | | | |

Timing and Results provided by  TISSOT





Tournament Summary


As of FRI 15 JUL 2022

Preliminary Round

| Group A | | Matches | | | Periods | | | Goal Points | | | Points |
|---------|---------------------|---------|-----|------|---------|------|-------|-------------|---------|-------|--------|
| Rank | Team | Played | Won | Lost | Won | Lost | Diff. | For | Against | Diff. | |
| 1 | GER - Germany | 5 | 5 | 0 | 10 | 2 | 8 | 238 | 141 | 97 | 10 |
| 2 | NOR - Norway | 5 | 4 | 1 | 9 | 3 | 6 | 221 | 174 | 47 | 8 |
| 3 | ARG - Argentina | 5 | 3 | 2 | 8 | 4 | 4 | 245 | 152 | 93 | 6 |
| 4 | USA - United States | 5 | 2 | 3 | 4 | 6 | -2 | 154 | 188 | -34 | 4 |
| 5 | MEX - Mexico | 5 | 1 | 4 | 2 | 8 | -6 | 189 | 228 | -39 | 2 |
| 6 | AUS - Australia | 5 | 0 | 5 | 0 | 10 | -10 | 82 | 246 | -164 | 0 |

Match Results

| Date | Start Time | Court | Teams | Phase | Match No. | 1st Period | 2nd Period | Shoot-out | Result |
|------------|------------|-------|---------------------------|-----------------------------|-----------|------------|------------|-----------|--------|
| MON 11 JUL | 9:30 | 1 | Germany - Mexico | Preliminary Round - Group A | W01 | 34 - 17 | 28 - 18 | | 2 - 0 |
| | 9:30 | 2 | Argentina - Australia | Preliminary Round - Group A | W02 | 27 - 4 | 25 - 7 | | 2 - 0 |
| | 10:20 | 1 | Norway - United States | Preliminary Round - Group A | W03 | 21 - 16 | 20 - 12 | | 2 - 0 |
| | 15:00 | 1 | Argentina - Germany | Preliminary Round - Group A | W04 | 19 - 14 | 16 - 19 | 5 - 6 | 1 - 2 |
| | 15:50 | 1 | United States - Australia | Preliminary Round - Group A | W05 | 18 - 13 | 20 - 7 | | 2 - 0 |
| | 15:50 | 2 | Mexico - Norway | Preliminary Round - Group A | W06 | 18 - 23 | 16 - 19 | | 0 - 2 |
| TUE 12 JUL | 16:30 | 1 | Norway - Germany | Preliminary Round - Group A | W07 | 16 - 14 | 16 - 23 | 6 - 7 | 1 - 2 |
| | 17:20 | 1 | Argentina - United States | Preliminary Round - Group A | W08 | 22 - 12 | 26 - 12 | | 2 - 0 |
| | 18:10 | 1 | Australia - Mexico | Preliminary Round - Group A | W09 | 9 - 24 | 15 - 28 | | 0 - 2 |
| WED 13 JUL | 9:30 | 1 | Germany - Australia | Preliminary Round - Group A | W10 | 28 - 0 | 24 - 6 | | 2 - 0 |
| | 9:30 | 2 | Norway - Argentina | Preliminary Round - Group A | W11 | 16 - 23 | 25 - 20 | 7 - 4 | 2 - 1 |
| | 10:20 | 1 | United States - Mexico | Preliminary Round - Group A | W12 | 22 - 20 | 20 - 18 | | 2 - 0 |
| | 15:30 | 1 | Australia - Norway | Preliminary Round - Group A | W13 | 8 - 22 | 13 - 30 | | 0 - 2 |
| | 15:30 | 2 | Mexico - Argentina | Preliminary Round - Group A | W14 | 18 - 34 | 12 - 24 | | 0 - 2 |
| | 16:20 | 1 | Germany - United States | Preliminary Round - Group A | W15 | 21 - 10 | 20 - 12 | | 2 - 0 |
| THU 14 JUL | 15:30 | 1 | Norway - Argentina | Semifinal | W16 | 22 - 16 | 18 - 16 | | 2 - 0 |
| | 16:20 | 1 | Germany - United States | Semifinal | W17 | 26 - 8 | 26 - 11 | | 2 - 0 |
| FRI 15 JUL | 13:40 | 1 | Mexico - Australia | 5th Place Match | W18 | 17 - 12 | 19 - 8 | | 2 - 0 |
| | 14:30 | 1 | Argentina - United States | Bronze Medal Match | W19 | 20 - 15 | 20 - 12 | | 2 - 0 |
| | 16:30 | 1 | Norway - Germany | Gold Medal Match | W20 | 14 - 15 | 8 - 9 | | 0 - 2 |

 Timing and Results provided by 

BHAWTEAM4....._C76 21

Report Created FRI 15 JUL 2022 17:08

Page 1 / 2


BIRMINGHAM

Greater Birmingham Convention & Visitors Bureau


REGIONS

Protective

BlueCross BlueShield of Alabama




Tournament Summary

As of FRI 15 JUL 2022

Semifinals

Norway - 2

Match W16
14 JUL

Argentina - 0

Germany - 2

Match W17
14 JUL

United States - 0

Gold Medal Match

Norway - 0

Match W20
15 JUL

Germany - Gold
Norway - Silver

Germany - 2

Bronze Medal Match

Argentina - 2

Match W19
15 JUL

United States - 0

Argentina - Bronze
United States - 4th

Placement 5th/6th

Mexico - 2

Match W18
15 JUL

Australia - 0

Mexico - 5th
Australia - 6th

Final Standings

| Medal | Rank | Team |
|--------|------|--------------------------------|
| Gold | 1 | GER - Germany |
| Silver | 2 | NOR - Norway |
| Bronze | 3 | ARG - Argentina |
| | 4 | USA - United States of America |
| | 5 | MEX - Mexico |
| | 6 | AUS - Australia |

| Legend: | Diff. | No. | Number | I | Main Round I | II | Main Round II |
|---------|-------|-----|--------|---|--------------|----|---------------|
|---------|-------|-----|--------|---|--------------|----|---------------|





Medallists (Team)

| GOLD | SILVER | BRONZE |
|---|--|---|
| GER - Germany Kirsten Sophie WALTER Michelle SCHAFFER Belen GETTWART Isabel KATTNER Lena KLINGLER Katharina FILTER Carolin HUBNER Lucie KRETZSCHMAR Liv SUCHTING Amelie MOLLMANN | NOR - Norway Thea GRANLUND Elisabeth HAMMERSTAD Martine WELFLER Marielle MARTINSEN Hanne OLSVIK Susanne PETERSEN Maren SJAAMO Ine GRIMSRUD Tonje LERSTAD Thina OYESVOLD | ARG - Argentina Agustina MIROTTA Gisella BONOMI Carolina PONCE Fiorella CORIMBERTO Ivana ELIGES Gisela THURMANN Micaela CORIMBERTO Florencia BERICIO Celeste MECCIA Luciana SCORDAMAGLIA |



Match No.: 18 Court 1

Start List

MEX - AUS

Referees: Hector ORJUELA (COL) / J. Camilo SALAMANCA (COL)

Technical Delegate A: Garrett PERKINS (USA)
 Technical Delegate B: Jerome ROLLAND (FRA)
 Timekeeper: Pablo MARTINEZ ISOLA (URU)
 Secretary: Luis MONICO OTTADO (URU)

MEX - Mexico

| No. | Name | Date of Birth | Competition Statistics | | | | | | |
|-----------------------------|------------------|---------------|------------------------|--------|------|-------|-----|-----|----|
| | | | MP | Points | 1-Pt | 2-Pt | SUS | S+D | DR |
| 5 | Ana HERNANDEZ | 29 NOV 1989 | 5 | 2 | | 1/6 | | | |
| 6 | Claudia MACIAS | 22 JUL 1992 | 5 | 47 | 1/1 | 23/33 | | | |
| 7 | Gabriela SALAZAR | 24 JUL 1994 | 5 | | | | | | |
| 8 | Itzel VARGAS | 3 AUG 2000 | 5 | 58 | 2/2 | 28/41 | | | |
| 9 | Lucia BERRA | 1 JAN 1998 | 5 | | | | 1 | | |
| 10 | Fernanda RIVERA | 27 JUL 1991 | 5 | 7 | 1/1 | 3/4 | | | |
| 11 | Martha MEJIA | 11 APR 1992 | 5 | 22 | | 11/18 | | | |
| 12 | Edna URESTY | 30 JUN 1995 | 5 | 53 | 1/1 | 26/39 | | | |
| 14 | Andrea de LEON | 10 DEC 1997 | 5 | | | | 2 | | |
| 15 | Adela VALENZUELA | 30 JUL 1992 | 5 | | | 0/1 | | | |
| Head Coach Miguel CONTRERAS | | | | | | | | | |

| MEX Played | | |
|------------|-----|-----|
| PR | GER | 0-2 |
| PR | NOR | 0-2 |
| PR | AUS | 2-0 |
| PR | USA | 0-2 |
| PR | ARG | 0-2 |

AUS - Australia

| No. | Name | Date of Birth | Competition Statistics | | | | | | |
|-------------------------|----------------------|---------------|------------------------|--------|------|-------|-----|-----|----|
| | | | MP | Points | 1-Pt | 2-Pt | SUS | S+D | DR |
| 3 | Annabel MILLS | 17 JUL 2000 | 5 | 12 | | 6/23 | | | |
| 4 | Jessie WOOD | 17 MAR 1997 | 5 | | | 0/4 | | | |
| 5 | Erin STRONG | 7 OCT 1990 | 5 | | | | | | |
| 6 | Kaycee CLARK | 16 MAR 2002 | 5 | 5 | 1/1 | 2/10 | 1 | | |
| 8 | Haylee WILSON | 8 FEB 1993 | 5 | 13 | 1/1 | 6/11 | 1 | | |
| 9 | Lucy WATKINS | 23 MAR 2002 | 5 | | | | | | |
| 10 | Allira HUDSON-GOFERS | 17 APR 1982 | 5 | 21 | 1/2 | 10/21 | | | |
| 11 | Aline VIANA | 16 JUL 1985 | 5 | 13 | 1/2 | 6/23 | | | |
| 20 | Jessica FALLAH | 10 JUL 1999 | 5 | 18 | 2/2 | 8/21 | | | |
| 23 | Amy THOMAS | 2 SEP 2000 | 5 | | | | | | |
| Head Coach Andrew KELSO | | | | | | | | | |

| AUS Played | | |
|------------|-----|-----|
| PR | ARG | 0-2 |
| PR | USA | 0-2 |
| PR | MEX | 0-2 |
| PR | GER | 0-2 |
| PR | NOR | 0-2 |

| Legend: | | | | | | | |
|---------|-----------------|------|----------------|--------|-------------------|-----|-------------------------|
| 1-Pt | 1-Point Shots | 2-Pt | 2-Point Shots | PL 5-7 | Placement 5-7 | DR | Disqualification+Report |
| MP | Matches played | No. | Uniform Number | PR | Preliminary Round | SUS | 1st Suspensions |
| S+D | 2nd Suspensions | | | | | | |

Timing and Results provided by 





Match No.: 18 Court 1

Results

Mexico 2 vs 0 Australia

Referees:
Hector ORJUELA (COL)
J. Camilo SALAMANCA (COL)

1st Period: 17 - 12
2nd Period: 19 - 8

MEX - Mexico

Headcoach: Miguel CONTRERAS

Team time outs: 1

| No. | Name | Total | | | | Goals / Shots | | | | | | | Punishments | | |
|--------|------------------|--------|-------|-------|-----|---------------|-----------|--------|-----------|------------|-------------|-------|-------------|-----|----|
| | | Points | Goals | Shots | % | 1-Pt All | 1-Pt Spin | Spin | In-flight | Specialist | Direct Goal | P6m | SUS | S+D | DR |
| 5 | Ana HERNANDEZ | 2 | 1 | 2 | 50 | | | | | 1 / 2 | | | | | |
| 6 | Claudia MACIAS | 9 | 5 | 5 | 100 | 1 / 1 | | 2 / 2 | | 2 / 2 | | | | | |
| 7 | Gabriela SALAZAR | | 0 | 1 | 0 | | | | | | 0 / 1 | | | | |
| 8 | Itzel VARGAS | 14 | 7 | 8 | 88 | | | 4 / 5 | 1 / 1 | | | 2 / 2 | | | |
| 9 | Lucia BERRA | | | | | | | | | | | | | | |
| 10 | Fernanda RIVERA | | | | | | | | | | | | | | |
| 11 | Martha MEJIA | 2 | 1 | 5 | 20 | | | 1 / 4 | 0 / 1 | | | | | | |
| 12 | Edna URESTY | 9 | 5 | 5 | 100 | 1 / 1 | | 2 / 2 | 2 / 2 | | | | | | |
| 14 | Andrea de LEON | | | | | | | | | | | | | | |
| 15 | Adela VALENZUELA | | | | | | | | | | | | | | |
| Totals | | 36 | 19 | 26 | 73 | 2 / 2 | | 9 / 13 | 3 / 4 | 3 / 4 | 0 / 1 | 2 / 2 | | | |

| No. | Goalkeeper | Total | | | Saves / Shots | | | | | | |
|--------|------------------|-------|-------|----|---------------|-----------|--------|-----------|------------|-------------|-----|
| | | Saves | Shots | % | 1-Pt All | 1-Pt Spin | Spin | In-flight | Specialist | Direct Goal | P6m |
| 7 | Gabriela SALAZAR | 10 | 16 | 63 | | | 8 / 11 | 1 / 4 | 1 / 1 | | |
| 15 | Adela VALENZUELA | 2 | 6 | 33 | | | 1 / 4 | 1 / 2 | | | |
| Totals | | 12 | 22 | 55 | | | 9 / 15 | 2 / 6 | 1 / 1 | | |


AUS - Australia

Headcoach: Andrew KELSO

Team time outs: 2

| No. | Name | Total | | | | Goals / Shots | | | | | | | Punishments | | |
|--------|----------------------|--------|-------|-------|----|---------------|-----------|--------|-----------|------------|-------------|-----|-------------|-----|----|
| | | Points | Goals | Shots | % | 1-Pt All | 1-Pt Spin | Spin | In-flight | Specialist | Direct Goal | P6m | SUS | S+D | DR |
| 3 | Annabel MILLS | 12 | 6 | 11 | 55 | | | 3 / 6 | 3 / 5 | | | | | | |
| 4 | Jessie WOOD | | | | | | | | | | | | | | |
| 5 | Erin STRONG | | | | | | | | | | | | | | |
| 6 | Kaycee CLARK | | 0 | 5 | 0 | | | 0 / 5 | | | | | | | |
| 8 | Haylee WILSON | 2 | 1 | 2 | 50 | | | 1 / 2 | | | | | | | |
| 9 | Lucy WATKINS | | | | | | | | | | | | 1 | | |
| 10 | Allira HUDSON-GOFERS | 2 | 1 | 6 | 17 | 0 / 1 | | 0 / 3 | 1 / 2 | | | | | | |
| 11 | Aline VIANA | 4 | 2 | 4 | 50 | | | 2 / 4 | | | | | | | |
| 20 | Jessica FALLAH | | 0 | 2 | 0 | | | | | 0 / 2 | | | | | |
| 23 | Amy THOMAS | | | | | | | | | | | | | | |
| Totals | | 20 | 10 | 30 | 33 | 0 / 1 | | 6 / 20 | 4 / 7 | 0 / 2 | | | 1 | | |

| No. | Goalkeeper | Total | | | Saves / Shots | | | | | | |
|--------|-------------|-------|-------|----|---------------|-----------|--------|-----------|------------|-------------|-------|
| | | Saves | Shots | % | 1-Pt All | 1-Pt Spin | Spin | In-flight | Specialist | Direct Goal | P6m |
| 5 | Erin STRONG | 1 | 8 | 13 | 0 / 1 | | 1 / 5 | 0 / 1 | | | 0 / 1 |
| 23 | Amy THOMAS | 3 | 15 | 20 | 0 / 1 | | 2 / 7 | 1 / 3 | 0 / 3 | | 0 / 1 |
| Totals | | 4 | 23 | 17 | 0 / 2 | | 3 / 12 | 1 / 4 | 0 / 3 | | 0 / 2 |

Timing and Results provided by  TISSOT



Match No.: 18 Court 1

Results

| Team Comparison | 1st Period | | | | 2nd Period | | | |
|--------------------|-------------|-----|-------------|----|-------------|-----|-------------|----|
| | Mexico | | Australia | | Mexico | | Australia | |
| | Goals/Shots | % | Goals/Shots | % | Goals/Shots | % | Goals/Shots | % |
| In-flight Shots | 1 / 2 | 50 | 3 / 5 | 60 | 2 / 2 | 100 | 1 / 2 | 50 |
| Spin Shots | 5 / 8 | 63 | 3 / 9 | 33 | 4 / 5 | 80 | 3 / 11 | 27 |
| Specialist Shots | 2 / 2 | 100 | 0 / 1 | 0 | 1 / 2 | 50 | 0 / 1 | 0 |
| 1-Point Shots | 1 / 1 | 100 | | | 1 / 1 | 100 | 0 / 1 | 0 |
| Direct Goal Shots | 0 / 1 | 0 | | | | | | |
| 6-meter Shots | | | | | 2 / 2 | 100 | | |
| 1-Point Spin Shots | | | | | | | | |



Match No.: 18 Court 1

Results

Mexico 2 vs 0 Australia

Referees:
Hector ORJUELA (COL)
J. Camilo SALAMANCA (COL)

1st Period: 17 - 12
2nd Period: 19 - 8

MEX - Mexico

| No. | Name | Technical skills | | | | | |
|--------|------------------|------------------|--------|---------------|-------------------|---------------|-----------|
| | | Assists | Steals | Blocked Shots | Received 6m Fouls | Penalty Fouls | Turnovers |
| 5 | Ana HERNANDEZ | | | | 2 | | |
| 6 | Claudia MACIAS | 2 | | | | | 1 |
| 7 | Gabriela SALAZAR | | | | | | |
| 8 | Itzel VARGAS | 1 | | | | | 4 |
| 9 | Lucia BERRA | | | | | | |
| 10 | Fernanda RIVERA | | | 1 | | | |
| 11 | Martha MEJIA | | | | | | 1 |
| 12 | Edna URESTY | | | | | | 1 |
| 14 | Andrea de LEON | | 1 | | | | |
| 15 | Adela VALENZUELA | | | | | | |
| Team | | | | | | | 1 |
| Totals | | 3 | 1 | 1 | 2 | | 8 |

AUS - Australia

| No. | Name | Technical skills | | | | | |
|--------|----------------------|------------------|--------|---------------|-------------------|---------------|-----------|
| | | Assists | Steals | Blocked Shots | Received 6m Fouls | Penalty Fouls | Turnovers |
| 3 | Annabel MILLS | | | | | | 2 |
| 4 | Jessie WOOD | | | | | | |
| 5 | Erin STRONG | | | | | | 1 |
| 6 | Kaycee CLARK | 3 | | | | | 1 |
| 8 | Haylee WILSON | | | | | | 1 |
| 9 | Lucy WATKINS | | | 1 | | 2 | |
| 10 | Allira HUDSON-GOFERS | | | | | | 1 |
| 11 | Aline VIANA | 1 | | | | | 1 |
| 20 | Jessica FALLAH | 1 | | | | | 1 |
| 23 | Amy THOMAS | | | | | | 1 |
| Team | | | | | | | |
| Totals | | 5 | | 1 | | 2 | 9 |

Running Score

MEX - AUS

1st Period

| | | | |
|-----------|----|---|----|
| MACIAS C. | 2 | : | 0 |
| | 2 | : | 2 |
| | 2 | : | 4 |
| MACIAS C. | 4 | : | 4 |
| | 4 | : | 6 |
| URESTY E. | 6 | : | 6 |
| | 6 | : | 8 |
| URESTY E. | 8 | : | 8 |
| MEJIA M. | 10 | : | 8 |
| | 10 | : | 10 |
| URESTY E. | 12 | : | 10 |
| MACIAS C. | 14 | : | 10 |
| | 14 | : | 12 |
| MACIAS C. | 16 | : | 12 |
| URESTY E. | 17 | : | 12 |

2nd Period

| | | | |
|--------------|----|---|---|
| MACIAS C. | 1 | : | 0 |
| URESTY E. | 3 | : | 0 |
| | 3 | : | 2 |
| VARGAS I. | 5 | : | 2 |
| HERNANDEZ A. | 7 | : | 2 |
| VARGAS I. | 9 | : | 2 |
| VARGAS I. | 11 | : | 2 |
| | 11 | : | 4 |
| VARGAS I. | 13 | : | 4 |
| | 13 | : | 6 |
| VARGAS I. | 15 | : | 6 |
| | 15 | : | 8 |
| VARGAS I. | 17 | : | 8 |
| VARGAS I. | 19 | : | 8 |

| Legend: | | | | | | | |
|---------|----------------|------|----------------|-----------|-------------------|------|------------------------------|
| % | Efficiency | 1-Pt | 1-Point-Shots | 1-Pt Spin | 1-Point-Spinshots | DR | Disqualification with Report |
| GG | Golden Goal | No. | Number | P6m | 6m Penalty Shots | Spin | Spinnshots |
| SUS | 1st Suspension | S+D | 2nd Suspension | | | | |

Timing and Results provided by  TISSOT





Match No.: 19 Court 1

Start List

ARG - USA

Referees: Laura BUCHON PEREA (ESP) / Patricia del VALLE ENCUESTRA (ESP)

Technical Delegate A: Emir BESLIJA (MNE)
Technical Delegate B: Luiz Filipe CALDAS (BRA)
Timekeeper: Nichlas NYGAARD (DEN)
Secretary: Jonas PRIMDAHL (DEN)

ARG - Argentina

| No. | Name | Date of Birth | Competition Statistics | | | | | | |
|-----|----------------------|---------------|------------------------|--------|------|-------|-----|-----|----|
| | | | MP | Points | 1-Pt | 2-Pt | SUS | S+D | DR |
| 2 | Agustina MIROTTA | 10 AUG 1995 | 6 | 68 | 2/2 | 33/52 | | | |
| 3 | Gisella BONOMI | 19 MAR 2000 | 6 | 77 | 3/4 | 37/41 | | | |
| 4 | Carolina PONCE | 15 MAY 2000 | 6 | 14 | | 7/12 | | | |
| 5 | Fiorella CORIMBERTO | 29 AUG 2001 | 6 | 72 | | 36/40 | | | |
| 6 | Ivana ELIGES | 14 OCT 1983 | 6 | 24 | | 12/16 | | | |
| 7 | Gisela THURMANN | 29 JUN 1988 | 6 | | | | 1 | | |
| 8 | Micaela CORIMBERTO | 29 AUG 2001 | 6 | 2 | | 1/1 | | | |
| 12 | Florencia BERICIO | 21 SEP 1989 | 6 | 6 | | 3/4 | | | |
| 13 | Celeste MECCIA | 26 MAY 1986 | 6 | 14 | | 7/10 | | | |
| 20 | Luciana SCORDAMAGLIA | 17 JUL 1994 | 6 | | | 0/1 | 3 | 1 | |

| ARG Played | | |
|------------|-----|-----|
| PR | AUS | 2-0 |
| PR | GER | 1-2 |
| PR | USA | 2-0 |
| PR | NOR | 1-2 |
| PR | MEX | 2-0 |
| SF | NOR | 0-2 |

Head Coach Salvador COMPARONE


USA - United States

| No. | Name | Date of Birth | Competition Statistics | | | | | | |
|-----|-------------------|---------------|------------------------|--------|------|-------|-----|-----|----|
| | | | MP | Points | 1-Pt | 2-Pt | SUS | S+D | DR |
| 3 | Courtney HEELEY | 18 MAR 1992 | 6 | 27 | 1/1 | 13/27 | | | |
| 5 | Renee SNYDER | 15 DEC 1980 | 6 | 32 | | 16/35 | | | |
| 6 | Christine MANSOUR | 30 MAY 1993 | 6 | 78 | 2/2 | 38/57 | | | |
| 8 | Cedar BELLOWS | 15 OCT 1992 | 6 | | | | 3 | 1 | |
| 9 | Kimberly POPP | 6 JUL 1986 | 6 | 2 | | 1/2 | | | |
| 10 | Cecilia AGRAZ | 29 JAN 1991 | 6 | | | | 1 | | |
| 12 | Emma JOHNSON | 26 FEB 1997 | 6 | | | | | | |
| 13 | Isabelle GOSAR | 15 MAR 1995 | 6 | | | | 2 | 1 | |
| 14 | Ashley van RYN | 4 AUG 1986 | 6 | 34 | 0/1 | 17/40 | | | |
| 16 | Staci SELF | 6 FEB 1985 | 6 | | | | | | |

| USA Played | | |
|------------|-----|-----|
| PR | NOR | 0-2 |
| PR | AUS | 2-0 |
| PR | ARG | 0-2 |
| PR | MEX | 2-0 |
| PR | GER | 0-2 |
| SF | GER | 0-2 |

Head Coach Lisa DUNN

| Legend: | | | | | | | |
|---------|-----------------|------|-----------------|--------|-------------------|----|-------------------------|
| 1-Pt | 1-Point Shots | 2-Pt | 2-Point Shots | PL 5-7 | Placement 5-7 | DR | Disqualification+Report |
| MP | Matches played | No. | Uniform Number | PR | Preliminary Round | SF | Semifinal |
| SUS | 1st Suspensions | S+D | 2nd Suspensions | | | | |

Timing and Results provided by  TISSOT



Match No.: 19 Court 1

Results

Argentina 2 vs 0 United States of America

Referees:
Laura BUCHON PEREA (ESP)
Patricia del VALLE ENCUESTRA (ESP)

1st Period: 20 - 15
2nd Period: 20 - 12

ARG - Argentina

Headcoach: Salvador COMPARONE

| No. | Name | Total | | | | Goals / Shots | | | | | | | Punishments | | |
|--------|----------------------|--------|-------|-------|-----|---------------|-----------|--------|-----------|------------|-------------|-------|-------------|-----|----|
| | | Points | Goals | Shots | % | 1-Pt All | 1-Pt Spin | Spin | In-flight | Specialist | Direct Goal | P6m | SUS | S+D | DR |
| 2 | Agustina MIROTTA | 14 | 7 | 8 | 88 | | | | 7 / 8 | | | | | | |
| 3 | Gisella BONOMI | 8 | 4 | 9 | 44 | | | 3 / 7 | 1 / 2 | | | | | | |
| 4 | Carolina PONCE | 6 | 3 | 4 | 75 | | | | | 3 / 4 | | | | | |
| 5 | Fiorella CORIMBERTO | 6 | 3 | 8 | 38 | | | 1 / 4 | 2 / 4 | | | | | | |
| 6 | Ivana ELIGES | 2 | 1 | 2 | 50 | | | | | 1 / 2 | | | | | |
| 7 | Gisela THURMANN | | | | | | | | | | | | | | |
| 8 | Micaela CORIMBERTO | | | | | | | | | | | | | | |
| 12 | Florencia BERICIO | | | | | | | | | | | | | | |
| 13 | Celeste MECCIA | 4 | 2 | 2 | 100 | | | | | | | 2 / 2 | | | |
| 20 | Luciana SCORDAMAGLIA | | | | | | | | | | | | | | |
| Totals | | 40 | 20 | 33 | 61 | | | 4 / 11 | 10 / 14 | 4 / 6 | | 2 / 2 | | | |

| No. | Goalkeeper | Total | | | Saves / Shots | | | | | | | |
|--------|-------------------|-------|-------|----|---------------|-----------|-------|-----------|------------|-------------|-----|-------|
| | | Saves | Shots | % | 1-Pt All | 1-Pt Spin | Spin | In-flight | Specialist | Direct Goal | P6m | |
| 12 | Florencia BERICIO | 7 | 21 | 33 | 1 / 2 | | 4 / 7 | 2 / 8 | | | | 0 / 4 |
| Totals | | 7 | 21 | 33 | 1 / 2 | | 4 / 7 | 2 / 8 | | | | 0 / 4 |


USA - United States

Headcoach: Lisa DUNN

Team time outs: 2

| No. | Name | Total | | | | Goals / Shots | | | | | | | Punishments | | |
|--------|-------------------|--------|-------|-------|-----|---------------|-----------|--------|-----------|------------|-------------|-------|-------------|-----|----|
| | | Points | Goals | Shots | % | 1-Pt All | 1-Pt Spin | Spin | In-flight | Specialist | Direct Goal | P6m | SUS | S+D | DR |
| 3 | Courtney HEELEY | 2 | 1 | 1 | 100 | | | 1 / 1 | | | | | | | |
| 5 | Renee SNYDER | 2 | 1 | 9 | 11 | | | 1 / 8 | 0 / 1 | | | | | | |
| 6 | Christine MANSOUR | 12 | 6 | 8 | 75 | 0 / 1 | | | 2 / 3 | | | 4 / 4 | | | |
| 8 | Cedar BELLOWS | | | | | | | | | | | | 1 | | |
| 9 | Kimberly POPP | | | | | | | | | | | | | | |
| 10 | Cecilia AGRAZ | | | | | | | | | | | | | | |
| 12 | Emma JOHNSON | | | | | | | | | | | | | | |
| 13 | Isabelle GOSAR | | | | | | | | | | | | | | |
| 14 | Ashley van RYN | 11 | 6 | 9 | 67 | 1 / 2 | | 1 / 3 | 4 / 4 | | | | | | |
| 16 | Staci SELF | | 0 | 1 | 0 | | | | | | | 0 / 1 | | | |
| Totals | | 27 | 14 | 28 | 50 | 1 / 3 | | 3 / 12 | 6 / 8 | | | 0 / 1 | 4 / 4 | 1 | |

| No. | Goalkeeper | Total | | | Saves / Shots | | | | | | | |
|--------|--------------|-------|-------|----|---------------|-----------|--------|-----------|------------|-------------|-----|-------|
| | | Saves | Shots | % | 1-Pt All | 1-Pt Spin | Spin | In-flight | Specialist | Direct Goal | P6m | |
| 12 | Emma JOHNSON | 3 | 9 | 33 | | | 1 / 1 | 1 / 4 | 1 / 3 | | | 0 / 1 |
| 16 | Staci SELF | 9 | 23 | 39 | | | 6 / 10 | 2 / 9 | 1 / 3 | | | 0 / 1 |
| Totals | | 12 | 32 | 38 | | | 7 / 11 | 3 / 13 | 2 / 6 | | | 0 / 2 |


Timing and Results provided by  TISSOT



Match No.: 19 Court 1

Results

| Team Comparison | 1st Period | | | | 2nd Period | | | |
|--------------------|-------------|-----|--------------------------|-----|-------------|-----|--------------------------|-----|
| | Argentina | | United States of America | | Argentina | | United States of America | |
| | Goals/Shots | % | Goals/Shots | % | Goals/Shots | % | Goals/Shots | % |
| In-flight Shots | 7 / 9 | 78 | 3 / 4 | 75 | 3 / 5 | 60 | 3 / 4 | 75 |
| Spin Shots | 0 / 2 | 0 | 1 / 5 | 20 | 4 / 9 | 44 | 2 / 7 | 29 |
| Specialist Shots | 2 / 3 | 67 | | | 2 / 3 | 67 | | |
| 1-Point Shots | | | 1 / 3 | 33 | | | | |
| Direct Goal Shots | | | | | | | 0 / 1 | 0 |
| 6-meter Shots | 1 / 1 | 100 | 3 / 3 | 100 | 1 / 1 | 100 | 1 / 1 | 100 |
| 1-Point Spin Shots | | | | | | | | |

Timing and Results provided by 



Match No.: 19 Court 1

Results

Argentina 2 vs 0 United States of America

Referees:
Laura BUCHON PEREA (ESP)
Patricia del VALLE ENCUESTRA (ESP)

1st Period: 20 - 15
2nd Period: 20 - 12

ARG - Argentina

| No. | Name | Technical skills | | | | | |
|--------|----------------------|------------------|--------|---------------|-------------------|---------------|-----------|
| | | Assists | Steals | Blocked Shots | Received 6m Fouls | Penalty Fouls | Turnovers |
| 2 | Agustina MIROTTA | 1 | | | | | |
| 3 | Gisella BONOMI | 1 | | | | | |
| 4 | Carolina PONCE | | | | | 1 | 1 |
| 5 | Fiorella CORIMBERTO | 2 | | | | | |
| 6 | Ivana ELIGES | | | | 1 | | 2 |
| 7 | Gisela THURMANN | | | 1 | | | |
| 8 | Micaela CORIMBERTO | | | | | | |
| 12 | Florencia BERICIO | 1 | | | | | |
| 13 | Celeste MECCIA | | 1 | 2 | | 4 | |
| 20 | Luciana SCORDAMAGLIA | | 2 | 1 | | | |
| Team | | | | | | | 1 |
| Totals | | 5 | 3 | 4 | 1 | 5 | 4 |

Running Score

ARG - USA

1st Period

| | |
|---------|---------------|
| 0 : 1 | VAN RYN A. |
| 2 : 1 | CORIMBERTO F. |
| 4 : 1 | MIROTTA A. |
| 6 : 1 | PONCE C. |
| 6 : 3 | MANSOUR C. |
| 8 : 3 | PONCE C. |
| 8 : 5 | MANSOUR C. |
| 8 : 7 | MANSOUR C. |
| 10 : 7 | CORIMBERTO F. |
| 10 : 9 | MANSOUR C. |
| 12 : 9 | MIROTTA A. |
| 12 : 11 | SNYDER R. |
| 14 : 11 | MECCIA C. |
| 16 : 11 | MIROTTA A. |
| 16 : 13 | MANSOUR C. |
| 18 : 13 | MIROTTA A. |
| 20 : 13 | MIROTTA A. |
| 20 : 15 | VAN RYN A. |

USA - United States

| No. | Name | Technical skills | | | | | |
|--------|-------------------|------------------|--------|---------------|-------------------|---------------|-----------|
| | | Assists | Steals | Blocked Shots | Received 6m Fouls | Penalty Fouls | Turnovers |
| 3 | Courtney HEELEY | | | | 1 | | 2 |
| 5 | Renee SNYDER | | | | | | 1 |
| 6 | Christine MANSOUR | | | | 2 | | 3 |
| 8 | Cedar BELLOWS | | | 1 | | 1 | |
| 9 | Kimberly POPP | | | | | | 1 |
| 10 | Cecilia AGRAZ | | | | | | |
| 12 | Emma JOHNSON | | | | | | |
| 13 | Isabelle GOSAR | | | | 1 | | |
| 14 | Ashley van RYN | 2 | | | 1 | | 3 |
| 16 | Staci SELF | | | | | | |
| Team | | | | | | | |
| Totals | | 2 | | 1 | 5 | 1 | 10 |

2nd Period

| | |
|---------|---------------|
| 2 : 0 | MECCIA C. |
| 4 : 0 | MIROTTA A. |
| 6 : 0 | CORIMBERTO F. |
| 6 : 2 | VAN RYN A. |
| 6 : 4 | VAN RYN A. |
| 8 : 4 | BONOMI G. |
| 10 : 4 | BONOMI G. |
| 12 : 4 | PONCE C. |
| 14 : 4 | BONOMI G. |
| 14 : 6 | VAN RYN A. |
| 16 : 6 | ELIGES I. |
| 16 : 8 | VAN RYN A. |
| 18 : 8 | BONOMI G. |
| 18 : 10 | MANSOUR C. |
| 20 : 10 | MIROTTA A. |
| 20 : 12 | HEELEY C. |

| Legend: | | | | | | | |
|---------|----------------|------|----------------|-----------|-------------------|------|------------------------------|
| % | Efficiency | 1-Pt | 1-Point-Shots | 1-Pt Spin | 1-Point-Spinshots | DR | Disqualification with Report |
| GG | Golden Goal | No. | Number | P6m | 6m Penalty Shots | Spin | Spinnshots |
| SUS | 1st Suspension | S+D | 2nd Suspension | | | | |

Timing and Results provided by TISSOT





Match No.: 20 Court 1

Start List

NOR - GER

Referees: Boris MANDAK (SVK) / Mario RUDINSKY (SVK)

Technical Delegate A: Agnieszka SKOWRONEK (POL)
Technical Delegate B: Chatchai SANGSKEELUX (THA)
Timekeeper: Hector ORJUELA (COL)
Secretary: J. Camilo SALAMANCA (COL)

NOR - Norway

| No. | Name | Date of Birth | Competition Statistics | | | | | | | | |
|------------------------------------|----------------------|---------------|------------------------|--------|------|-------|-----|-----|----|--|--|
| | | | MP | Points | 1-Pt | 2-Pt | SUS | S+D | DR | | |
| 1 | Thea GRANLUND | 12 JUL 1995 | 6 | | | | | | | | |
| 3 | Elisabeth HAMMERSTAD | 27 JUN 1993 | 6 | 4 | | 2/3 | | 1 | | | |
| 4 | Martine WELFLER | 27 OCT 1991 | 6 | 88 | 2/2 | 43/54 | | | | | |
| 5 | Marielle MARTINSEN | 14 FEB 1995 | 6 | 76 | 4/4 | 36/48 | | | | | |
| 6 | Hanne OLSVIK | 9 OCT 2000 | 6 | 6 | | 3/5 | | | | | |
| 8 | Susanne PETTERSEN | 17 SEP 1996 | 6 | 14 | | 7/11 | | 1 | | | |
| 10 | Maren SJAAMO | 9 JAN 2001 | 6 | 36 | | 18/29 | | | | | |
| 14 | Ine GRIMSRUD | 28 MAR 2001 | 6 | 28 | | 14/22 | | | | | |
| 16 | Tonje LERSTAD | 9 OCT 1996 | 6 | 2 | | 1/3 | | 1 | | | |
| 19 | Thina OYESVOLD | 7 OCT 2000 | 6 | 7 | 1/1 | 3/6 | | | | | |
| Head Coach Eskil ANDREASSEN | | | | | | | | | | | |

| NOR Played | | |
|------------|-----|-----|
| PR | USA | 2-0 |
| PR | MEX | 2-0 |
| PR | GER | 1-2 |
| PR | ARG | 2-1 |
| PR | AUS | 2-0 |
| SF | ARG | 2-0 |

GER - Germany

| No. | Name | Date of Birth | Competition Statistics | | | | | | | | |
|---------------------------------------|-----------------------|---------------|------------------------|--------|------|-------|-----|-----|----|--|--|
| | | | MP | Points | 1-Pt | 2-Pt | SUS | S+D | DR | | |
| 5 | Kirsten Sophie WALTER | 21 FEB 1996 | 6 | 4 | | 2/2 | | 3 | | | |
| 6 | Michelle SCHAFER | 19 NOV 2003 | 6 | 46 | | 23/31 | | | | | |
| 8 | Belen GETTWART | 15 MAR 2002 | 6 | 30 | | 15/18 | | | | | |
| 10 | Isabel KATTNER | 17 OCT 2000 | 6 | 59 | 1/1 | 29/42 | | | | | |
| 17 | Lena KLINGLER | 3 OCT 2000 | 6 | 41 | 1/1 | 20/38 | | | | | |
| 20 | Katharina FILTER | 4 FEB 1999 | 6 | 4 | | 2/5 | | | | | |
| 26 | Carolin HUBNER | 5 JUN 2004 | 6 | 8 | | 4/6 | | | | | |
| 33 | Lucie KRETZSCHMAR | 7 AUG 2000 | 6 | 7 | 1/1 | 3/3 | | | | | |
| 34 | Liv SUCHTING | 29 MAY 2000 | 6 | | | | | 4 | | | |
| 66 | Amelie MOLLMANN | 22 MAY 2001 | 6 | 91 | 1/1 | 45/60 | | | | | |
| Head Coach Alexander NOVAKOVIC | | | | | | | | | | | |

| GER Played | | |
|------------|-----|-----|
| PR | MEX | 2-0 |
| PR | ARG | 2-1 |
| PR | NOR | 2-1 |
| PR | AUS | 2-0 |
| PR | USA | 2-0 |
| SF | USA | 2-0 |

| Legend: | | | | | | | |
|---------|-----------------|------|-----------------|--------|-------------------|----|-------------------------|
| 1-Pt | 1-Point Shots | 2-Pt | 2-Point Shots | PL 5-7 | Placement 5-7 | DR | Disqualification+Report |
| MP | Matches played | No. | Uniform Number | PR | Preliminary Round | SF | Semifinal |
| SUS | 1st Suspensions | S+D | 2nd Suspensions | | | | |

Timing and Results provided by  TISSOT





Match No.: 20 Court 1

Results

Norway 0 vs 2 Germany

Referees:
Boris MANDAK (SVK)
Mario RUDINSKY (SVK)

1st Period: 14 - 15
2nd Period: 8 - 9

NOR - Norway

Headcoach: Eskil ANDREASSEN

Team time outs: 2

| No. | Name | Total | | | | Goals / Shots | | | | | | Punishments | | | |
|--------|----------------------|--------|-------|-------|----|---------------|-----------|-------|-----------|------------|-------------|-------------|-----|-----|----|
| | | Points | Goals | Shots | % | 1-Pt All | 1-Pt Spin | Spin | In-flight | Specialist | Direct Goal | P6m | SUS | S+D | DR |
| 1 | Thea GRANLUND | | | | | | | | | | | | | | |
| 3 | Elisabeth HAMMERSTAD | | | | | | | | | | | | | | |
| 4 | Martine WELFLER | 4 | 2 | 4 | 50 | | | 2 / 4 | | | | | | | |
| 5 | Marielle MARTINSEN | 4 | 2 | 4 | 50 | | | 2 / 3 | | | | 0 / 1 | 1 | 1 | |
| 6 | Hanne OLSVIK | | | | | | | | | | | | | | |
| 8 | Susanne PETTERSEN | | 0 | 1 | 0 | | | | | | | 0 / 1 | | | |
| 10 | Maren SJAAMO | 14 | 7 | 10 | 70 | | | | | 7 / 10 | | | | | |
| 14 | Ine GRIMSRUD | | 0 | 1 | 0 | 0 / 1 | | | | | | | | | |
| 16 | Tonje LERSTAD | | | | | | | | | | | | | | |
| 19 | Thina OYESVOLD | | 0 | 1 | 0 | 0 / 1 | | | | | | | | | |
| Totals | | 22 | 11 | 21 | 52 | 0 / 2 | | 4 / 7 | | 7 / 10 | | 0 / 2 | 1 | 1 | |

| No. | Goalkeeper | Total | | | Saves / Shots | | | | | | |
|--------|---------------|-------|-------|----|---------------|-----------|--------|-----------|------------|-------------|-------|
| | | Saves | Shots | % | 1-Pt All | 1-Pt Spin | Spin | In-flight | Specialist | Direct Goal | P6m |
| 16 | Tonje LERSTAD | 9 | 22 | 41 | 2 / 4 | | 6 / 14 | 0 / 1 | 0 / 1 | | 1 / 2 |
| Totals | | 9 | 22 | 41 | 2 / 4 | | 6 / 14 | 0 / 1 | 0 / 1 | | 1 / 2 |


GER - Germany

Headcoach: Alexander NOVAKOVIC

Team time outs: 2

| No. | Name | Total | | | | Goals / Shots | | | | | | Punishments | | | |
|--------|-----------------------|--------|-------|-------|----|---------------|-----------|--------|-----------|------------|-------------|-------------|-----|-----|----|
| | | Points | Goals | Shots | % | 1-Pt All | 1-Pt Spin | Spin | In-flight | Specialist | Direct Goal | P6m | SUS | S+D | DR |
| 5 | Kirsten Sophie WALTER | | | | | | | | | | | | | | |
| 6 | Michelle SCHAFER | 2 | 1 | 2 | 50 | | | | | 1 / 2 | | | | | |
| 8 | Belen GETTWART | | | | | | | | | | | | | | |
| 10 | Isabel KATTNER | 7 | 4 | 6 | 67 | 1 / 2 | | 2 / 3 | 1 / 1 | | | | | | |
| 17 | Lena KLINGLER | 2 | 1 | 5 | 20 | 0 / 1 | | 1 / 4 | | | | | | | |
| 20 | Katharina FILTER | | | | | | | | | | | | | | |
| 26 | Carolin HUBNER | | | | | | | | | | | | | | |
| 33 | Lucie KRETZSCHMAR | 2 | 1 | 2 | 50 | | | | | | | 1 / 2 | | | |
| 34 | Liv SUCHTING | | | | | | | | | | | | | | |
| 66 | Amelie MOLLMANN | 11 | 6 | 11 | 55 | 1 / 1 | | 5 / 10 | | | | | | | |
| Totals | | 24 | 13 | 26 | 50 | 2 / 4 | | 8 / 17 | 1 / 1 | 1 / 2 | | 1 / 2 | | | |

| No. | Goalkeeper | Total | | | Saves / Shots | | | | | | |
|--------|------------------|-------|-------|----|---------------|-----------|-------|-----------|------------|-------------|-------|
| | | Saves | Shots | % | 1-Pt All | 1-Pt Spin | Spin | In-flight | Specialist | Direct Goal | P6m |
| 20 | Katharina FILTER | 8 | 19 | 42 | 1 / 1 | | 2 / 6 | | 3 / 10 | | 2 / 2 |
| Totals | | 8 | 19 | 42 | 1 / 1 | | 2 / 6 | | 3 / 10 | | 2 / 2 |


Timing and Results provided by  TISSOT



Match No.: 20 Court 1

Results

| Team Comparison | 1st Period | | | | 2nd Period | | | |
|--------------------|-------------|-----|-------------|-----|-------------|-----|-------------|-----|
| | Norway | | Germany | | Norway | | Germany | |
| | Goals/Shots | % | Goals/Shots | % | Goals/Shots | % | Goals/Shots | % |
| In-flight Shots | | | | | | | 1 / 1 | 100 |
| Spin Shots | 2 / 2 | 100 | 5 / 7 | 71 | 2 / 5 | 40 | 3 / 10 | 30 |
| Specialist Shots | 5 / 8 | 63 | 1 / 2 | 50 | 2 / 2 | 100 | | |
| 1-Point Shots | 0 / 1 | 0 | 1 / 1 | 100 | 0 / 1 | 0 | 1 / 3 | 33 |
| Direct Goal Shots | | | | | | | | |
| 6-meter Shots | | | 1 / 1 | 100 | 0 / 2 | 0 | 0 / 1 | 0 |
| 1-Point Spin Shots | | | | | | | | |

Timing and Results provided by  TISSOT





Match No.: 20 Court 1

Results

Norway 0 vs 2 Germany

Referees:
Boris MANDAK (SVK)
Mario RUDINSKY (SVK)

1st Period: 14 - 15
2nd Period: 8 - 9

NOR - Norway

| No. | Name | Technical skills | | | | | |
|--------|----------------------|------------------|--------|---------------|-------------------|---------------|-----------|
| | | Assists | Steals | Blocked Shots | Received 6m Fouls | Penalty Fouls | Turnovers |
| 1 | Thea GRANLUND | | | | | | |
| 3 | Elisabeth HAMMERSTAD | | | | | | |
| 4 | Martine WELFLER | | | | | | 2 |
| 5 | Marielle MARTINSEN | | | | 2 | 2 | 2 |
| 6 | Hanne OLSVIK | | | | | | |
| 8 | Susanne PETTERSEN | | 1 | 1 | | | 1 |
| 10 | Maren SJAAMO | | | | | | 2 |
| 14 | Ine GRIMSRUD | 3 | | | | | 2 |
| 16 | Tonje LERSTAD | | | | | | |
| 19 | Thina OYESVOLD | | | | | | 1 |
| Team | | | | | | | |
| Totals | | 3 | 1 | 1 | 2 | 2 | 10 |

GER - Germany

| No. | Name | Technical skills | | | | | |
|--------|-----------------------|------------------|--------|---------------|-------------------|---------------|-----------|
| | | Assists | Steals | Blocked Shots | Received 6m Fouls | Penalty Fouls | Turnovers |
| 5 | Kirsten Sophie WALTER | | 1 | | | 2 | |
| 6 | Michelle SCHAFER | | | | | | 2 |
| 8 | Belen GETTWART | | | | | | |
| 10 | Isabel KATTNER | | | | 1 | | 2 |
| 17 | Lena KLINGLER | 2 | | | | | 2 |
| 20 | Katharina FILTER | | | | | | |
| 26 | Carolin HUBNER | | | | | | |
| 33 | Lucie KRETZSCHMAR | | 1 | | | | |
| 34 | Liv SUCHTING | | 1 | 1 | | | |
| 66 | Amelie MOLLMANN | 1 | | | 1 | | 3 |
| Team | | | | | | | 1 |
| Totals | | 3 | 3 | 1 | 2 | 2 | 10 |

Running Score

NOR - GER


1st Period

| | |
|--------------|---------|
| WELFLER M. | 2 : 0 |
| SJAAMO M. | 2 : 2 |
| SJAAMO M. | 4 : 2 |
| SJAAMO M. | 4 : 4 |
| SJAAMO M. | 6 : 4 |
| SJAAMO M. | 6 : 6 |
| SJAAMO M. | 6 : 8 |
| SJAAMO M. | 8 : 8 |
| SJAAMO M. | 10 : 8 |
| MARTINSEN M. | 10 : 10 |
| MARTINSEN M. | 12 : 10 |
| SJAAMO M. | 12 : 12 |
| SJAAMO M. | 12 : 14 |
| SJAAMO M. | 14 : 14 |
| SJAAMO M. | 14 : 15 |

2nd Period

| | |
|--------------|------------|
| KATTNER I. | 0 : 2 |
| MOLLMANN A. | 0 : 4 |
| SJAAMO M. | 2 : 4 |
| MARTINSEN M. | 4 : 4 |
| SJAAMO M. | 6 : 4 |
| SJAAMO M. | 6 : 6 |
| SJAAMO M. | 6 : 8 |
| WELFLER M. | 8 : 8 |
| WELFLER M. | 8 (GG) : 9 |

| Legend: | | | | | | | |
|---------|----------------|------|----------------|-----------|-------------------|------|------------------------------|
| % | Efficiency | 1-Pt | 1-Point-Shots | 1-Pt Spin | 1-Point-Spinshots | DR | Disqualification with Report |
| GG | Golden Goal | No. | Number | P6m | 6m Penalty Shots | Spin | Spinnshots |
| SUS | 1st Suspension | S+D | 2nd Suspension | | | | |

Timing and Results provided by  TISSOT



Match No.: 16 Court 1

Start List

NOR - ARG

Referees: Tea LACKOVIC (CRO) / Natasa VISNJIC (CRO)

Technical Delegate A: Jerome ROLLAND (FRA)
Technical Delegate B: Garrett PERKINS (USA)
Timekeeper: Laura BUCHON PEREA (ESP)
Secretary: Patricia del VALLE ENCUESTRA (ESP)

NOR - Norway

| No. | Name | Date of Birth | Competition Statistics | | | | | | |
|------------------------------------|----------------------|---------------|------------------------|--------|------|-------|-----|-----|----|
| | | | MP | Points | 1-Pt | 2-Pt | SUS | S+D | DR |
| 1 | Thea GRANLUND | 12 JUL 1995 | 5 | | | | | | |
| 3 | Elisabeth HAMMERSTAD | 27 JUN 1993 | 5 | 4 | | 2/3 | 1 | | |
| 4 | Martine WELFLER | 27 OCT 1991 | 5 | 81 | 1/1 | 40/48 | | | |
| 5 | Marielle MARTINSEN | 14 FEB 1995 | 5 | 57 | 3/3 | 27/36 | | | |
| 6 | Hanne OLSVIK | 9 OCT 2000 | 5 | 6 | | 3/5 | | | |
| 8 | Susanne PETERSEN | 17 SEP 1996 | 5 | 14 | | 7/11 | | | |
| 10 | Maren SJAAMO | 9 JAN 2001 | 5 | 32 | | 16/24 | | | |
| 14 | Ine GRIMSRUD | 28 MAR 2001 | 5 | 18 | | 9/16 | | | |
| 16 | Tonje LERSTAD | 9 OCT 1996 | 5 | 2 | | 1/2 | 1 | | |
| 19 | Thina OYESVOLD | 7 OCT 2000 | 5 | 7 | 1/1 | 3/6 | | | |
| Head Coach Eskil ANDREASSEN | | | | | | | | | |


| NOR Played | | |
|------------|-----|-----|
| PR | USA | 2-0 |
| PR | MEX | 2-0 |
| PR | GER | 1-2 |
| PR | ARG | 2-1 |
| PR | AUS | 2-0 |

ARG - Argentina

| No. | Name | Date of Birth | Competition Statistics | | | | | | |
|-----|----------------------|---------------|------------------------|--------|------|-------|-----|-----|----|
| | | | MP | Points | 1-Pt | 2-Pt | SUS | S+D | DR |
| 2 | Agustina MIROTTA | 10 AUG 1995 | 5 | 56 | 2/2 | 27/40 | | | |
| 3 | Gisella BONOMI | 19 MAR 2000 | 5 | 73 | 3/4 | 35/38 | | | |
| 4 | Carolina PONCE | 15 MAY 2000 | 5 | 14 | | 7/10 | | | |
| 5 | Fiorella CORIMBERTO | 29 AUG 2001 | 5 | 60 | | 30/34 | | | |
| 6 | Ivana ELIGES | 14 OCT 1983 | 5 | 20 | | 10/13 | | | |
| 7 | Gisela THURMANN | 29 JUN 1988 | 5 | | | | 1 | | |
| 8 | Micaela CORIMBERTO | 29 AUG 2001 | 5 | 2 | | 1/1 | | | |
| 12 | Florencia BERICIO | 21 SEP 1989 | 5 | 6 | | 3/4 | | | |
| 13 | Celeste MECCIA | 26 MAY 1986 | 5 | 14 | | 7/9 | | | |
| 20 | Luciana SCORDAMAGLIA | 17 JUL 1994 | 5 | | | 0/1 | 2 | | |

| ARG Played | | |
|------------|-----|-----|
| PR | AUS | 2-0 |
| PR | GER | 1-2 |
| PR | USA | 2-0 |
| PR | NOR | 1-2 |
| PR | MEX | 2-0 |

| Legend: | | | | | | | |
|---------|-----------------|------|----------------|--------|-------------------|-----|-------------------------|
| 1-Pt | 1-Point Shots | 2-Pt | 2-Point Shots | PL 5-7 | Placement 5-7 | DR | Disqualification+Report |
| MP | Matches played | No. | Uniform Number | PR | Preliminary Round | SUS | 1st Suspensions |
| S+D | 2nd Suspensions | | | | | | |

Timing and Results provided by 





Match No.: 16 Court 1

Results

Norway 2 vs 0 Argentina

Referees:
Tea LACKOVIC (CRO)
Natasa VISNJIC (CRO)

1st Period: 22 - 16
2nd Period: 18 - 16

NOR - Norway

Headcoach: Eskil ANDREASSEN

Team time outs: 1

| No. | Name | Total | | | | Goals / Shots | | | | | | Punishments | | | |
|--------|----------------------|--------|-------|-------|----|---------------|-----------|---------|-----------|------------|-------------|-------------|-----|-----|----|
| | | Points | Goals | Shots | % | 1-Pt All | 1-Pt Spin | Spin | In-flight | Specialist | Direct Goal | P6m | SUS | S+D | DR |
| 1 | Thea GRANLUND | | | | | | | | | | | | | | |
| 3 | Elisabeth HAMMERSTAD | | | | | | | | | | | | | | |
| 4 | Martine WELFLER | 7 | 4 | 7 | 57 | 1 / 1 | | 3 / 6 | | | | | | | |
| 5 | Marielle MARTINSEN | 19 | 10 | 13 | 77 | 1 / 1 | | 7 / 8 | 0 / 1 | | | 2 / 3 | | | |
| 6 | Hanne OLSVIK | | | | | | | | | | | | | | |
| 8 | Susanne PETTERSEN | | | | | | | | | | | | 1 | | |
| 10 | Maren SJAAMO | 4 | 2 | 5 | 40 | | | | | 2 / 5 | | | | | |
| 14 | Ine GRIMSRUD | 10 | 5 | 6 | 83 | | | 3 / 4 | | 2 / 2 | | | | | |
| 16 | Tonje LERSTAD | | 0 | 1 | 0 | | | | | | 0 / 1 | | | | |
| 19 | Thina OYESVOLD | | | | | | | | | | | | | | |
| Totals | | 40 | 21 | 32 | 66 | 2 / 2 | | 13 / 18 | 0 / 1 | 4 / 7 | 0 / 1 | 2 / 3 | 1 | | |

| No. | Goalkeeper | Total | | | Saves / Shots | | | | | | | |
|--------|---------------|-------|-------|----|---------------|-----------|-------|-----------|------------|-------------|-----|-------|
| | | Saves | Shots | % | 1-Pt All | 1-Pt Spin | Spin | In-flight | Specialist | Direct Goal | P6m | |
| 1 | Thea GRANLUND | 0 | 2 | 0 | | | | 0 / 1 | | | | 0 / 1 |
| 16 | Tonje LERSTAD | 8 | 22 | 36 | | | 1 / 4 | 4 / 10 | 2 / 4 | | | 1 / 4 |
| Totals | | 8 | 24 | 33 | | | 1 / 4 | 4 / 11 | 2 / 4 | | | 1 / 5 |

ARG - Argentina

Headcoach: Salvador COMPARONE

Team time outs: 2

| No. | Name | Total | | | | Goals / Shots | | | | | | Punishments | | | |
|--------|----------------------|--------|-------|-------|-----|---------------|-----------|-------|-----------|------------|-------------|-------------|-----|-----|----|
| | | Points | Goals | Shots | % | 1-Pt All | 1-Pt Spin | Spin | In-flight | Specialist | Direct Goal | P6m | SUS | S+D | DR |
| 2 | Agustina MIROTTA | 12 | 6 | 12 | 50 | | | 2 / 3 | 4 / 9 | | | | | | |
| 3 | Gisella BONOMI | 4 | 2 | 3 | 67 | | | 0 / 1 | 2 / 2 | | | | | | |
| 4 | Carolina PONCE | | 0 | 2 | 0 | | | | | 0 / 2 | | | | | |
| 5 | Fiorella CORIMBERTO | 12 | 6 | 6 | 100 | | | 1 / 1 | 1 / 1 | | | 4 / 4 | | | |
| 6 | Ivana ELIGES | 4 | 2 | 3 | 67 | | | | | 2 / 3 | | | | | |
| 7 | Gisela THURMANN | | | | | | | | | | | | | | |
| 8 | Micaela CORIMBERTO | | | | | | | | | | | | | | |
| 12 | Florencia BERICIO | | | | | | | | | | | | | | |
| 13 | Celeste MECCIA | | 0 | 1 | 0 | | | | | | | 0 / 1 | | | |
| 20 | Luciana SCORDAMAGLIA | | | | | | | | | | | | 1 | 1 | |
| Totals | | 32 | 16 | 27 | 59 | | | 3 / 5 | 7 / 12 | 2 / 5 | | 4 / 5 | 1 | 1 | |

| No. | Goalkeeper | Total | | | Saves / Shots | | | | | | |
|--------|-------------------|-------|-------|----|---------------|-----------|--------|-----------|------------|-------------|-------|
| | | Saves | Shots | % | 1-Pt All | 1-Pt Spin | Spin | In-flight | Specialist | Direct Goal | P6m |
| 12 | Florencia BERICIO | 9 | 30 | 30 | 0 / 2 | | 5 / 18 | 1 / 1 | 1 / 5 | 1 / 1 | 1 / 3 |
| Totals | | 9 | 30 | 30 | 0 / 2 | | 5 / 18 | 1 / 1 | 1 / 5 | 1 / 1 | 1 / 3 |

Timing and Results provided by  TISSOT



Match No.: 16 Court 1

Results

| Team Comparison | 1st Period | | | | 2nd Period | | | |
|--------------------|-------------|-----|-------------|-----|-------------|----|-------------|-----|
| | Norway | | Argentina | | Norway | | Argentina | |
| | Goals/Shots | % | Goals/Shots | % | Goals/Shots | % | Goals/Shots | % |
| In-flight Shots | 0 / 1 | 0 | 2 / 6 | 33 | | | 5 / 6 | 83 |
| Spin Shots | 8 / 8 | 100 | 2 / 4 | 50 | 5 / 10 | 50 | 1 / 1 | 100 |
| Specialist Shots | 2 / 4 | 50 | 2 / 2 | 100 | 2 / 3 | 67 | 0 / 3 | 0 |
| 1-Point Shots | 2 / 2 | 100 | | | | | | |
| Direct Goal Shots | 0 / 1 | 0 | | | | | | |
| 6-meter Shots | | | 2 / 3 | 67 | 2 / 3 | 67 | 2 / 2 | 100 |
| 1-Point Spin Shots | | | | | | | | |



Match No.: 16 Court 1

Results

Norway 2 vs 0 Argentina

Referees:
Tea LACKOVIC (CRO)
Natasa VISNJIC (CRO)

1st Period: 22 - 16
2nd Period: 18 - 16

NOR - Norway

| No. | Name | Technical skills | | | | | |
|--------|----------------------|------------------|--------|---------------|-------------------|---------------|-----------|
| | | Assists | Steals | Blocked Shots | Received 6m Fouls | Penalty Fouls | Turnovers |
| 1 | Thea GRANLUND | | | | | | |
| 3 | Elisabeth HAMMERSTAD | | | | | 2 | |
| 4 | Martine WELFLER | 1 | | | | | 3 |
| 5 | Marielle MARTINSEN | | | | 2 | 1 | |
| 6 | Hanne OLSVIK | | | | | | |
| 8 | Susanne PETTERSEN | | | | | 2 | |
| 10 | Maren SJAAMO | | | | | | |
| 14 | Ine GRIMSRUD | 1 | | | 1 | | 1 |
| 16 | Tonje LERSTAD | | | | | | |
| 19 | Thina OYESVOLD | | | | | | |
| Team | | | | | | | 1 |
| Totals | | 2 | | | 3 | 5 | 5 |

Running Score

NOR - ARG

1st Period

| | |
|----------------------|---------------|
| 0 : 2 | CORIMBERTO F. |
| SJAAMO M. 2 : 2 | |
| 2 : 4 | ELIGES I. |
| GRIMSRUD I. 4 : 4 | |
| 4 : 6 | ELIGES I. |
| SJAAMO M. 6 : 6 | |
| 6 : 8 | MIROTTA A. |
| MARTINSEN M. 8 : 8 | |
| WELFLER M. 10 : 8 | |
| 10 : 10 | CORIMBERTO F. |
| MARTINSEN M. 12 : 10 | |
| 12 : 12 | MIROTTA A. |
| WELFLER M. 14 : 12 | |
| GRIMSRUD I. 16 : 12 | |
| 16 : 14 | MIROTTA A. |
| MARTINSEN M. 18 : 14 | |
| 18 : 16 | CORIMBERTO F. |
| MARTINSEN M. 20 : 16 | |
| MARTINSEN M. 21 : 16 | |
| WELFLER M. 22 : 16 | |

ARG - Argentina

| No. | Name | Technical skills | | | | | |
|--------|----------------------|------------------|--------|---------------|-------------------|---------------|-----------|
| | | Assists | Steals | Blocked Shots | Received 6m Fouls | Penalty Fouls | Turnovers |
| 2 | Agustina MIROTTA | 2 | | | 2 | | |
| 3 | Gisella BONOMI | | | | 1 | | 2 |
| 4 | Carolina PONCE | | | | 1 | | |
| 5 | Fiorella CORIMBERTO | 4 | | | | | 3 |
| 6 | Ivana ELIGES | | | | 1 | | 2 |
| 7 | Gisela THURMANN | | 1 | | | | |
| 8 | Micaela CORIMBERTO | | | | | | |
| 12 | Florencia BERICIO | | | | | | |
| 13 | Celeste MECCIA | | | | | | |
| 20 | Luciana SCORDAMAGLIA | | | | | 3 | |
| Team | | | | | | | |
| Totals | | 6 | 1 | | 5 | 3 | 7 |

2nd Period

| | |
|-------------------------|---------------|
| MARTINSEN M. 2 : 0 | |
| 2 : 2 | BONOMI G. |
| MARTINSEN M. 4 : 2 | |
| 4 : 4 | MIROTTA A. |
| MARTINSEN M. 6 : 4 | |
| 6 : 6 | MIROTTA A. |
| GRIMSRUD I. 8 : 6 | |
| 8 : 8 | CORIMBERTO F. |
| 8 : 10 | CORIMBERTO F. |
| MARTINSEN M. 10 : 10 | |
| 10 : 12 | BONOMI G. |
| GRIMSRUD I. 12 : 12 | |
| WELFLER M. 14 : 12 | |
| 14 : 14 | CORIMBERTO F. |
| 14 : 16 | MIROTTA A. |
| GRIMSRUD I. 16 : 16 | |
| MARTINSEN M. 18 (GG) 16 | |

| Legend: | | | | | | | |
|---------|----------------|------|----------------|-----------|-------------------|------|------------------------------|
| % | Efficiency | 1-Pt | 1-Point-Shots | 1-Pt Spin | 1-Point-Spinshots | DR | Disqualification with Report |
| GG | Golden Goal | No. | Number | P6m | 6m Penalty Shots | Spin | Spinnshots |
| SUS | 1st Suspension | S+D | 2nd Suspension | | | | |

Timing and Results provided by TISSOT



Match No.: 17 Court 1

Start List

GER - USA

Referees: Hector ORJUELA (COL) / J. Camilo SALAMANCA (COL)

Technical Delegate A: Luiz Filipe CALDAS (BRA)
Technical Delegate B: Emir BESLIJA (MNE)
Timekeeper: Josue RESENDIZ (MEX)
Secretary: Jesus RUIZ (MEX)

GER - Germany

| No. | Name | Date of Birth | Competition Statistics | | | | | | |
|--------------------------------|-----------------------|---------------|------------------------|--------|------|-------|-----|-----|----|
| | | | MP | Points | 1-Pt | 2-Pt | SUS | S+D | DR |
| 5 | Kirsten Sophie WALTER | 21 FEB 1996 | 5 | 4 | | 2/2 | 3 | | |
| 6 | Michelle SCHAFER | 19 NOV 2003 | 5 | 36 | | 18/25 | | | |
| 8 | Belen GETTWART | 15 MAR 2002 | 5 | 30 | | 15/18 | | | |
| 10 | Isabel KATTNER | 17 OCT 2000 | 5 | 49 | 1/1 | 24/35 | | | |
| 17 | Lena KLINGLER | 3 OCT 2000 | 5 | 35 | 1/1 | 17/31 | | | |
| 20 | Katharina FILTER | 4 FEB 1999 | 5 | 4 | | 2/4 | | | |
| 26 | Carolin HUBNER | 5 JUN 2004 | 5 | 4 | | 2/3 | | | |
| 33 | Lucie KRETZSCHMAR | 7 AUG 2000 | 5 | 5 | 1/1 | 2/2 | | | |
| 34 | Liv SUCHTING | 29 MAY 2000 | 5 | | | | 3 | | |
| 66 | Amelie MOLLMANN | 22 MAY 2001 | 5 | 71 | 1/1 | 35/48 | | | |
| Head Coach Alexander NOVAKOVIC | | | | | | | | | |


| GER Played | | |
|------------|-----|-----|
| PR | MEX | 2-0 |
| PR | ARG | 2-1 |
| PR | NOR | 2-1 |
| PR | AUS | 2-0 |
| PR | USA | 2-0 |

USA - United States

| No. | Name | Date of Birth | Competition Statistics | | | | | | |
|----------------------|-------------------|---------------|------------------------|--------|------|-------|-----|-----|----|
| | | | MP | Points | 1-Pt | 2-Pt | SUS | S+D | DR |
| 3 | Courtney HEELEY | 18 MAR 1992 | 5 | 24 | | 12/21 | | | |
| 5 | Renee SNYDER | 15 DEC 1980 | 5 | 24 | | 12/30 | | | |
| 6 | Christine MANSOUR | 30 MAY 1993 | 5 | 74 | 2/2 | 36/52 | | | |
| 8 | Cedar BELLOWES | 15 OCT 1992 | 5 | | | | 2 | | |
| 9 | Kimberly POPP | 6 JUL 1986 | 5 | | | | | | |
| 10 | Cecilia AGRAZ | 29 JAN 1991 | 5 | | | | 1 | | |
| 12 | Emma JOHNSON | 26 FEB 1997 | 5 | | | | | | |
| 13 | Isabelle GOSAR | 15 MAR 1995 | 5 | | | | 1 | 1 | |
| 14 | Ashley van RYN | 4 AUG 1986 | 5 | 32 | 0/1 | 16/36 | | | |
| 16 | Staci SELF | 6 FEB 1985 | 5 | | | | | | |
| Head Coach Lisa DUNN | | | | | | | | | |

| USA Played | | |
|------------|-----|-----|
| PR | NOR | 0-2 |
| PR | AUS | 2-0 |
| PR | ARG | 0-2 |
| PR | MEX | 2-0 |
| PR | GER | 0-2 |

| Legend: | | | | | | | |
|---------|-----------------|------|----------------|--------|-------------------|-----|-------------------------|
| 1-Pt | 1-Point Shots | 2-Pt | 2-Point Shots | PL 5-7 | Placement 5-7 | DR | Disqualification+Report |
| MP | Matches played | No. | Uniform Number | PR | Preliminary Round | SUS | 1st Suspensions |
| S+D | 2nd Suspensions | | | | | | |

Timing and Results provided by  TISSOT





Match No.: 17 Court 1

Results

Germany 2 vs 0 United States of America

Referees:
Hector ORJUOLA (COL)
J. Camilo SALAMANCA (COL)

1st Period: 26 - 8
2nd Period: 26 - 11

GER - Germany

Headcoach: Alexander NOVAKOVIC

| No. | Name | Total | | | | Goals / Shots | | | | | | | Punishments | | | |
|--------|-----------------------|--------|-------|-------|-----|---------------|-----------|---------|-----------|------------|-------------|-------|-------------|-----|----|--|
| | | Points | Goals | Shots | % | 1-Pt All | 1-Pt Spin | Spin | In-flight | Specialist | Direct Goal | P6m | SUS | S+D | DR | |
| 5 | Kirsten Sophie WALTER | | | | | | | | | | | | | | | |
| 6 | Michelle SCHAFER | 10 | 5 | 6 | 83 | | | | | 5 / 6 | | | | | | |
| 8 | Belen GETTWART | | | | | | | | | | | | | | | |
| 10 | Isabel KATTNER | 10 | 5 | 7 | 71 | | | 5 / 7 | | | | | | | | |
| 17 | Lena KLINGLER | 6 | 3 | 7 | 43 | | | 1 / 3 | | | | 2 / 4 | | | | |
| 20 | Katharina FILTER | | 0 | 1 | 0 | | | | | | 0 / 1 | | | | | |
| 26 | Carolin HUBNER | 4 | 2 | 3 | 67 | | | 1 / 2 | 1 / 1 | | | | | | | |
| 33 | Lucie KRETZSCHMAR | 2 | 1 | 1 | 100 | | | | | | | 1 / 1 | | | | |
| 34 | Liv SUCHTING | | | | | | | | | | | | | 1 | | |
| 66 | Amelie MOLLMANN | 20 | 10 | 12 | 83 | | | 10 / 12 | | | | | | | | |
| Totals | | 52 | 26 | 37 | 70 | | | 17 / 24 | 1 / 1 | 5 / 6 | 0 / 1 | 3 / 5 | 1 | | | |

| No. | Goalkeeper | Total | | | | Saves / Shots | | | | | | |
|--------|------------------|-------|-------|----|----------|---------------|-------|-----------|------------|-------------|-----|-------|
| | | Saves | Shots | % | 1-Pt All | 1-Pt Spin | Spin | In-flight | Specialist | Direct Goal | P6m | |
| 20 | Katharina FILTER | 11 | 21 | 52 | 0 / 1 | | 2 / 6 | 4 / 7 | 4 / 6 | | | 1 / 1 |
| Totals | | 11 | 21 | 52 | 0 / 1 | | 2 / 6 | 4 / 7 | 4 / 6 | | | 1 / 1 |

USA - United States

Headcoach: Lisa DUNN

Team time outs: 2

| No. | Name | Total | | | | Goals / Shots | | | | | | | Punishments | | | |
|--------|-------------------|--------|-------|-------|----|---------------|-----------|-------|-----------|------------|-------------|-------|-------------|-----|----|--|
| | | Points | Goals | Shots | % | 1-Pt All | 1-Pt Spin | Spin | In-flight | Specialist | Direct Goal | P6m | SUS | S+D | DR | |
| 3 | Courtney HEELEY | 3 | 2 | 7 | 29 | 1 / 1 | | | 0 / 2 | 1 / 4 | | | | | | |
| 5 | Renee SNYDER | 8 | 4 | 5 | 80 | | | 4 / 5 | | | | | | | | |
| 6 | Christine MANSOUR | 4 | 2 | 5 | 40 | | | 0 / 2 | 2 / 2 | | | 0 / 1 | | | | |
| 8 | Cedar BELLOWS | | | | | | | | | | | | 1 | 1 | | |
| 9 | Kimberly POPP | 2 | 1 | 2 | 50 | | | | | 1 / 2 | | | | | | |
| 10 | Cecilia AGRAZ | | | | | | | | | | | | | | | |
| 12 | Emma JOHNSON | | | | | | | | | | | | | | | |
| 13 | Isabelle GOSAR | | | | | | | | | | | | | 1 | | |
| 14 | Ashley van RYN | 2 | 1 | 4 | 25 | | | | 1 / 4 | | | | | | | |
| 16 | Staci SELF | | | | | | | | | | | | | | | |
| Totals | | 19 | 10 | 23 | 43 | 1 / 1 | | 4 / 7 | 3 / 8 | 2 / 6 | | 0 / 1 | 2 | 1 | | |

| No. | Goalkeeper | Total | | | | Saves / Shots | | | | | | |
|--------|--------------|-------|-------|----|----------|---------------|--------|-----------|------------|-------------|-----|-------|
| | | Saves | Shots | % | 1-Pt All | 1-Pt Spin | Spin | In-flight | Specialist | Direct Goal | P6m | |
| 12 | Emma JOHNSON | 7 | 25 | 28 | | | 7 / 19 | 0 / 1 | 0 / 2 | | | 0 / 3 |
| 16 | Staci SELF | 0 | 8 | 0 | | | 0 / 5 | | 0 / 3 | | | |
| Totals | | 7 | 33 | 21 | | | 7 / 24 | 0 / 1 | 0 / 5 | | | 0 / 3 |

Timing and Results provided by  TISSOT



Match No.: 17 Court 1

Results

| Team Comparison | 1st Period | | | | 2nd Period | | | |
|--------------------|-------------|-----|--------------------------|----|-------------|-----|--------------------------|-----|
| | Germany | | United States of America | | Germany | | United States of America | |
| | Goals/Shots | % | Goals/Shots | % | Goals/Shots | % | Goals/Shots | % |
| In-flight Shots | | | 1 / 3 | 33 | 1 / 1 | 100 | 2 / 5 | 40 |
| Spin Shots | 11 / 15 | 73 | 2 / 4 | 50 | 6 / 9 | 67 | 2 / 3 | 67 |
| Specialist Shots | 2 / 2 | 100 | 1 / 3 | 33 | 3 / 4 | 75 | 1 / 3 | 33 |
| 1-Point Shots | | | | | | | 1 / 1 | 100 |
| Direct Goal Shots | 0 / 1 | 0 | | | | | | |
| 6-meter Shots | 0 / 1 | 0 | | | 3 / 4 | 75 | 0 / 1 | 0 |
| 1-Point Spin Shots | | | | | | | | |



Match No.: 17 Court 1

Results

Germany 2 vs 0 United States of America

Referees:
Hector ORJUOLA (COL)
J. Camilo SALAMANCA (COL)

1st Period: 26 - 8
2nd Period: 26 - 11

GER - Germany

| No. | Name | Technical skills | | | | | |
|--------|-----------------------|------------------|--------|---------------|-------------------|---------------|-----------|
| | | Assists | Steals | Blocked Shots | Received 6m Fouls | Penalty Fouls | Turnovers |
| 5 | Kirsten Sophie WALTER | | 2 | | | | |
| 6 | Michelle SCHAFER | | | | 2 | | |
| 8 | Belen GETTWARD | | | | | | |
| 10 | Isabel KATTNER | | | | 2 | | 1 |
| 17 | Lena KLINGLER | 2 | | | | | |
| 20 | Katharina FILTER | | | | | | 1 |
| 26 | Carolin HUBNER | | | | 1 | | 1 |
| 33 | Lucie KRETZSCHMAR | | 1 | 1 | | | 1 |
| 34 | Liv SUCHTING | | | | | 1 | |
| 66 | Amelie MOLLMANN | 1 | | | | | |
| Team | | | | | | | |
| Totals | | 3 | 3 | 1 | 5 | 1 | 4 |

Running Score

GER - USA

1st Period

| | | |
|-------------|--------|------------|
| MOLLMANN A. | 2 : 0 | |
| | 2 : 2 | SNYDER R. |
| MOLLMANN A. | 4 : 2 | |
| SCHAFAER M. | 6 : 2 | |
| KATTNER I. | 8 : 2 | |
| | 8 : 4 | SNYDER R. |
| KATTNER I. | 10 : 4 | |
| SCHAFAER M. | 12 : 4 | |
| KLINGLER L. | 14 : 4 | |
| | 14 : 6 | HEELEY C. |
| MOLLMANN A. | 16 : 6 | |
| MOLLMANN A. | 18 : 6 | |
| HUBNER C. | 20 : 6 | |
| MOLLMANN A. | 22 : 6 | |
| | 22 : 8 | MANSOUR C. |
| MOLLMANN A. | 24 : 8 | |
| MOLLMANN A. | 26 : 8 | |


USA - United States

| No. | Name | Technical skills | | | | | |
|--------|-------------------|------------------|--------|---------------|-------------------|---------------|-----------|
| | | Assists | Steals | Blocked Shots | Received 6m Fouls | Penalty Fouls | Turnovers |
| 3 | Courtney HEELEY | | | | 1 | | 9 |
| 5 | Renee SNYDER | | | | | | 2 |
| 6 | Christine MANSOUR | | | | | | 1 |
| 8 | Cedar BELLOWS | | | | | 2 | |
| 9 | Kimberly POPP | | | | | | 2 |
| 10 | Cecilia AGRAZ | | | | | 1 | |
| 12 | Emma JOHNSON | | | | | | |
| 13 | Isabelle GOSAR | | 1 | | | 2 | |
| 14 | Ashley van RYN | | | | | | 2 |
| 16 | Staci SELF | | | | | | 1 |
| Team | | | | | | | 1 |
| Totals | | | 1 | | 1 | 5 | 18 |

2nd Period

| | | |
|----------------|---------|------------|
| KATTNER I. | 2 : 0 | |
| | 2 : 2 | SNYDER R. |
| KATTNER I. | 4 : 2 | |
| | 4 : 4 | SNYDER R. |
| KLINGLER L. | 6 : 4 | |
| SCHAFAER M. | 8 : 4 | |
| | 8 : 6 | VAN RYN A. |
| MOLLMANN A. | 10 : 6 | |
| KLINGLER L. | 12 : 6 | |
| KATTNER I. | 14 : 6 | |
| SCHAFAER M. | 16 : 6 | |
| | 16 : 7 | HEELEY C. |
| MOLLMANN A. | 18 : 7 | |
| SCHAFAER M. | 20 : 7 | |
| | 20 : 9 | MANSOUR C. |
| KRETZSCHMAR L. | 22 : 9 | |
| HUBNER C. | 24 : 9 | |
| | 24 : 11 | POPP K. |
| MOLLMANN A. | 26 : 11 | |

| Legend: | | | | | | | |
|---------|----------------|------|----------------|-----------|-------------------|------|------------------------------|
| % | Efficiency | 1-Pt | 1-Point-Shots | 1-Pt Spin | 1-Point-Spinshots | DR | Disqualification with Report |
| GG | Golden Goal | No. | Number | P6m | 6m Penalty Shots | Spin | Spinnshots |
| SUS | 1st Suspension | S+D | 2nd Suspension | | | | |

Timing and Results provided by  TISSOT



Match No.: 1 Court 1

Start List

GER - MEX

Referees: Laura BUCHON PEREA (ESP) / Patricia del VALLE ENCUESTRA (ESP)

Technical Delegate A: Garrett PERKINS (USA)
Technical Delegate B: Chatchai SANGSUKELUX (THA)
Timekeeper: Tea LACKOVIC (CRO)
Secretary: Natasa VISNJIC (CRO)

GER - Germany

| No. | Name | Date of Birth | Competition Statistics | | | | | | |
|---------------------------------------|-----------------------|---------------|------------------------|--------|------|------|-----|-----|----|
| | | | MP | Points | 1-Pt | 2-Pt | SUS | S+D | DR |
| 5 | Kirsten Sophie WALTER | 21 FEB 1996 | | | | | | | |
| 6 | Michelle SCHAFER | 19 NOV 2003 | | | | | | | |
| 8 | Belen GETTWART | 15 MAR 2002 | | | | | | | |
| 10 | Isabel KATTNER | 17 OCT 2000 | | | | | | | |
| 17 | Lena KLINGLER | 3 OCT 2000 | | | | | | | |
| 20 | Katharina FILTER | 4 FEB 1999 | | | | | | | |
| 26 | Carolin HUBNER | 5 JUN 2004 | | | | | | | |
| 33 | Lucie KRETZSCHMAR | 7 AUG 2000 | | | | | | | |
| 34 | Liv SUCHTING | 29 MAY 2000 | | | | | | | |
| 66 | Amelie MOLLMANN | 22 MAY 2001 | | | | | | | |
| Head Coach Alexander NOVAKOVIC | | | | | | | | | |


| GER Played | | |
|------------|-----|--------|
| PR | MEX | 11 JUL |
| PR | ARG | 11 JUL |
| PR | NOR | 12 JUL |
| PR | AUS | 13 JUL |
| PR | USA | 13 JUL |

MEX - Mexico

| No. | Name | Date of Birth | Competition Statistics | | | | | | |
|------------------------------------|------------------|---------------|------------------------|--------|------|------|-----|-----|----|
| | | | MP | Points | 1-Pt | 2-Pt | SUS | S+D | DR |
| 5 | Ana HERNANDEZ | 29 NOV 1989 | | | | | | | |
| 6 | Claudia MACIAS | 22 JUL 1992 | | | | | | | |
| 7 | Gabriela SALAZAR | 24 JUL 1994 | | | | | | | |
| 8 | Itzel VARGAS | 3 AUG 2000 | | | | | | | |
| 9 | Lucia BERRA | 1 JAN 1998 | | | | | | | |
| 10 | Fernanda RIVERA | 27 JUL 1991 | | | | | | | |
| 11 | Martha MEJIA | 11 APR 1992 | | | | | | | |
| 12 | Edna URESTY | 30 JUN 1995 | | | | | | | |
| 14 | Andrea de LEON | 10 DEC 1997 | | | | | | | |
| 15 | Adela VALENZUELA | 30 JUL 1992 | | | | | | | |
| Head Coach Miguel CONTRERAS | | | | | | | | | |

| MEX Played | | |
|------------|-----|--------|
| PR | GER | 11 JUL |
| PR | NOR | 11 JUL |
| PR | AUS | 12 JUL |
| PR | USA | 13 JUL |
| PR | ARG | 13 JUL |

| Legend: | | | | | | | |
|-------------|-----------------|-------------|----------------|---------------|-------------------|------------|-------------------------|
| 1-Pt | 1-Point Shots | 2-Pt | 2-Point Shots | PL 5-7 | Placement 5-7 | DR | Disqualification+Report |
| MP | Matches played | No. | Uniform Number | PR | Preliminary Round | SUS | 1st Suspensions |
| S+D | 2nd Suspensions | | | | | | |

Timing and Results provided by 





Match No.: 1 Court 1

Results

Germany 2 vs 0 Mexico

Referees:
Laura BUCHON PEREA (ESP)
Patricia del VALLE ENCUESTRA (ESP)

1st Period: 34 - 17
2nd Period: 28 - 18

GER - Germany

Headcoach: Alexander NOVAKOVIC

| No. | Name | Total | | | | Goals / Shots | | | | | | Punishments | | | |
|--------|-----------------------|--------|-------|-------|-----|---------------|-----------|---------|-----------|------------|-------------|-------------|-----|-----|----|
| | | Points | Goals | Shots | % | 1-Pt All | 1-Pt Spin | Spin | In-flight | Specialist | Direct Goal | P6m | SUS | S+D | DR |
| 5 | Kirsten Sophie WALTER | | | | | | | | | | | | 1 | | |
| 6 | Michelle SCHAFER | 10 | 5 | 6 | 83 | | | | | 5 / 6 | | | | | |
| 8 | Belen GETTWART | 4 | 2 | 2 | 100 | | | 2 / 2 | | | | | | | |
| 10 | Isabel KATTNER | 22 | 11 | 14 | 79 | | | 5 / 5 | 6 / 9 | | | | | | |
| 17 | Lena KLINGLER | 8 | 4 | 6 | 67 | | | 2 / 2 | 0 / 1 | | | 2 / 3 | | | |
| 20 | Katharina FILTER | 4 | 2 | 2 | 100 | | | | | | 2 / 2 | | | | |
| 26 | Carolin HUBNER | 2 | 1 | 1 | 100 | | | | 1 / 1 | | | | | | |
| 33 | Lucie KRETZSCHMAR | | | | | | | | | | | | | | |
| 34 | Liv SUCHTING | | | | | | | | | | | | | | |
| 66 | Amelie MOLLMANN | 12 | 6 | 7 | 86 | | | 6 / 7 | | | | | | | |
| Totals | | 62 | 31 | 38 | 82 | | | 15 / 16 | 7 / 11 | 5 / 6 | 2 / 2 | 2 / 3 | 1 | | |

| No. | Goalkeeper | Total | | | | Saves / Shots | | | | | |
|--------|------------------|-------|-------|----|----------|---------------|-------|-----------|------------|-------------|-------|
| | | Saves | Shots | % | 1-Pt All | 1-Pt Spin | Spin | In-flight | Specialist | Direct Goal | P6m |
| 20 | Katharina FILTER | 7 | 25 | 28 | 0 / 1 | | 1 / 8 | 4 / 10 | 2 / 4 | | 0 / 2 |
| Totals | | 7 | 25 | 28 | 0 / 1 | | 1 / 8 | 4 / 10 | 2 / 4 | | 0 / 2 |


MEX - Mexico

Headcoach: Miguel CONTRERAS

Team time outs: 1

| No. | Name | Total | | | | Goals / Shots | | | | | | Punishments | | | |
|--------|------------------|--------|-------|-------|-----|---------------|-----------|-------|-----------|------------|-------------|-------------|-----|-----|----|
| | | Points | Goals | Shots | % | 1-Pt All | 1-Pt Spin | Spin | In-flight | Specialist | Direct Goal | P6m | SUS | S+D | DR |
| 5 | Ana HERNANDEZ | | 0 | 3 | 0 | | | | | 0 / 3 | | | | | |
| 6 | Claudia MACIAS | 10 | 5 | 5 | 100 | | | 3 / 3 | | 2 / 2 | | | | | |
| 7 | Gabriela SALAZAR | | | | | | | | | | | | | | |
| 8 | Itzel VARGAS | 7 | 4 | 8 | 50 | 1 / 1 | | 0 / 1 | 1 / 4 | | | 2 / 2 | | | |
| 9 | Lucia BERRA | | | | | | | | | | | | 1 | | |
| 10 | Fernanda RIVERA | 2 | 1 | 1 | 100 | | | 1 / 1 | | | | | | | |
| 11 | Martha MEJIA | 2 | 1 | 1 | 100 | | | 1 / 1 | | | | | | | |
| 12 | Edna URESTY | 14 | 7 | 9 | 78 | | | 2 / 3 | 5 / 6 | | | | | | |
| 14 | Andrea de LEON | | | | | | | | | | | | 1 | | |
| 15 | Adela VALENZUELA | | | | | | | | | | | | | | |
| Totals | | 35 | 18 | 27 | 67 | 1 / 1 | | 7 / 9 | 6 / 10 | 2 / 5 | | 2 / 2 | 2 | | |

| No. | Goalkeeper | Total | | | | Saves / Shots | | | | | |
|--------|------------------|-------|-------|----|----------|---------------|--------|-----------|------------|-------------|-------|
| | | Saves | Shots | % | 1-Pt All | 1-Pt Spin | Spin | In-flight | Specialist | Direct Goal | P6m |
| 7 | Gabriela SALAZAR | 1 | 14 | 7 | | | 0 / 5 | 1 / 3 | 0 / 4 | 0 / 1 | 0 / 1 |
| 15 | Adela VALENZUELA | 2 | 20 | 10 | | | 0 / 10 | 1 / 6 | 1 / 2 | 0 / 1 | 0 / 1 |
| Totals | | 3 | 34 | 9 | | | 0 / 15 | 2 / 9 | 1 / 6 | 0 / 2 | 0 / 2 |

Timing and Results provided by  TISSOT



Match No.: 1 Court 1

Results

| Team Comparison | 1st Period | | | | 2nd Period | | | |
|--------------------|-------------|-----|-------------|-----|-------------|-----|-------------|-----|
| | Germany | | Mexico | | Germany | | Mexico | |
| | Goals/Shots | % | Goals/Shots | % | Goals/Shots | % | Goals/Shots | % |
| In-flight Shots | 2 / 4 | 50 | 3 / 5 | 60 | 5 / 7 | 71 | 3 / 5 | 60 |
| Spin Shots | 10 / 10 | 100 | 2 / 2 | 100 | 5 / 6 | 83 | 5 / 7 | 71 |
| Specialist Shots | 4 / 4 | 100 | 2 / 3 | 67 | 1 / 2 | 50 | 0 / 2 | 0 |
| 1-Point Shots | | | 1 / 1 | 100 | | | | |
| Direct Goal Shots | | | | | 2 / 2 | 100 | | |
| 6-meter Shots | 1 / 1 | 100 | 1 / 1 | 100 | 1 / 2 | 50 | 1 / 1 | 100 |
| 1-Point Spin Shots | | | | | | | | |



Match No.: 1 Court 1

Results

Germany 2 vs 0 Mexico

Referees:
Laura BUCHON PEREA (ESP)
Patricia del VALLE ENCUESTRA (ESP)

1st Period: 34 - 17
2nd Period: 28 - 18

GER - Germany

| No. | Name | Technical skills | | | | | |
|--------|-----------------------|------------------|--------|---------------|-------------------|---------------|-----------|
| | | Assists | Steals | Blocked Shots | Received 6m Fouls | Penalty Fouls | Turnovers |
| 5 | Kirsten Sophie WALTER | | | 1 | | 1 | |
| 6 | Michelle SCHAFER | | | | | | |
| 8 | Belen GETTWART | 8 | | | 1 | | |
| 10 | Isabel KATTNER | | | | 2 | | |
| 17 | Lena KLINGLER | | | | | | |
| 20 | Katharina FILTER | | | | | | |
| 26 | Carolin HUBNER | | | | | | |
| 33 | Lucie KRETZSCHMAR | | 4 | | | | |
| 34 | Liv SUCHTING | | 1 | | | | |
| 66 | Amelie MOLLMANN | 3 | | | | | 1 |
| Team | | | | | | | |
| Totals | | 11 | 5 | 1 | 3 | 1 | 1 |

MEX - Mexico

| No. | Name | Technical skills | | | | | |
|--------|------------------|------------------|--------|---------------|-------------------|---------------|-----------|
| | | Assists | Steals | Blocked Shots | Received 6m Fouls | Penalty Fouls | Turnovers |
| 5 | Ana HERNANDEZ | | | | | | |
| 6 | Claudia MACIAS | 5 | | | 1 | | 2 |
| 7 | Gabriela SALAZAR | | | | | | 2 |
| 8 | Itzel VARGAS | 1 | | | 1 | | 1 |
| 9 | Lucia BERRA | | | 1 | | 1 | |
| 10 | Fernanda RIVERA | | | | | | |
| 11 | Martha MEJIA | | | | | | 2 |
| 12 | Edna URESTY | 1 | | | | | 1 |
| 14 | Andrea de LEON | | | | | 2 | |
| 15 | Adela VALENZUELA | | | | | | |
| Team | | | | | | | |
| Totals | | 7 | | 1 | 2 | 3 | 8 |

Running Score

GER - MEX

1st Period

| | | |
|-------------|---------|-----------|
| SCHAFFER M. | 2 : 0 | |
| | 2 : 2 | VARGAS I. |
| MOLLMANN A. | 4 : 2 | |
| KATTNER I. | 6 : 2 | |
| MOLLMANN A. | 8 : 2 | |
| GETTWART B. | 10 : 2 | |
| | 10 : 4 | MEJIA M. |
| MOLLMANN A. | 12 : 4 | |
| | 12 : 6 | VARGAS I. |
| KLINGLER L. | 14 : 6 | |
| | 14 : 7 | VARGAS I. |
| KATTNER I. | 16 : 7 | |
| SCHAFFER M. | 18 : 7 | |
| | 18 : 9 | MACIAS C. |
| | 18 : 11 | MACIAS C. |
| KLINGLER L. | 20 : 11 | |
| MOLLMANN A. | 22 : 11 | |
| | 22 : 13 | URESTY E. |
| KATTNER I. | 24 : 13 | |
| KLINGLER L. | 26 : 13 | |
| | 26 : 15 | URESTY E. |
| SCHAFFER M. | 28 : 15 | |
| KATTNER I. | 30 : 15 | |
| SCHAFFER M. | 32 : 15 | |
| MOLLMANN A. | 34 : 15 | |
| | 34 : 17 | RIVERA F. |

2nd Period

| | | |
|-------------|---------|-----------|
| KATTNER I. | 2 : 0 | |
| | 2 : 2 | URESTY E. |
| GETTWART B. | 4 : 2 | |
| | 4 : 4 | URESTY E. |
| KATTNER I. | 6 : 4 | |
| FILTER K. | 8 : 4 | |
| | 8 : 6 | MACIAS C. |
| KATTNER I. | 10 : 6 | |
| | 10 : 8 | URESTY E. |
| | 10 : 10 | MACIAS C. |
| MOLLMANN A. | 12 : 10 | |
| | 12 : 12 | URESTY E. |
| KATTNER I. | 14 : 12 | |
| | 14 : 14 | URESTY E. |
| KATTNER I. | 16 : 14 | |
| KLINGLER L. | 18 : 14 | |
| KATTNER I. | 20 : 14 | |
| KATTNER I. | 22 : 14 | |
| | 22 : 16 | VARGAS I. |
| HUBNER C. | 24 : 16 | |
| SCHAFFER M. | 26 : 16 | |
| FILTER K. | 28 : 16 | |
| | 28 : 18 | MACIAS C. |


Timing and Results provided by  TISSOT



Match No.: 1 Court 1

Results

| Legend: | | | | | | | |
|---------|----------------|------|----------------|-----------|-------------------|------|------------------------------|
| % | Efficiency | 1-Pt | 1-Point-Shots | 1-Pt Spin | 1-Point-Spinshots | DR | Disqualification with Report |
| GG | Golden Goal | No. | Number | P6m | 6m Penalty Shots | Spin | Spinshots |
| SUS | 1st Suspension | S+D | 2nd Suspension | | | | |

Timing and Results provided by  TISSOT

BHAWTEAM4-----GPA-000100--_C73 3

Report Created MON 11 JUL 2022 10:04

Page 4 / 4





Match No.: 2 Court 2

Start List

ARG - AUS

Referees: Hector ORJUELA (COL) / J. Camilo SALAMANCA (COL)

Technical Delegate A: Jerome ROLLAND (FRA)
Technical Delegate B: Agnieszka SKOWRONEK (POL)
Timekeeper: Josue RESENDIZ (MEX)
Secretary: Jesus RUIZ (MEX)

ARG - Argentina

| No. | Name | Date of Birth | Competition Statistics | | | | | | |
|--------------------------------------|----------------------|---------------|------------------------|--------|------|------|-----|-----|----|
| | | | MP | Points | 1-Pt | 2-Pt | SUS | S+D | DR |
| 2 | Agustina MIROTTA | 10 AUG 1995 | | | | | | | |
| 3 | Gisella BONOMI | 19 MAR 2000 | | | | | | | |
| 4 | Carolina PONCE | 15 MAY 2000 | | | | | | | |
| 5 | Fiorella CORIMBERTO | 29 AUG 2001 | | | | | | | |
| 6 | Ivana ELIGES | 14 OCT 1983 | | | | | | | |
| 7 | Gisela THURMANN | 29 JUN 1988 | | | | | | | |
| 8 | Micaela CORIMBERTO | 29 AUG 2001 | | | | | | | |
| 12 | Florencia BERICIO | 21 SEP 1989 | | | | | | | |
| 13 | Celeste MECCIA | 26 MAY 1986 | | | | | | | |
| 20 | Luciana SCORDAMAGLIA | 17 JUL 1994 | | | | | | | |
| Head Coach Salvador COMPARONE | | | | | | | | | |

| ARG Played | | |
|------------|-----|--------|
| PR | AUS | 11 JUL |
| PR | GER | 11 JUL |
| PR | USA | 12 JUL |
| PR | NOR | 13 JUL |
| PR | MEX | 13 JUL |

AUS - Australia

| No. | Name | Date of Birth | Competition Statistics | | | | | | |
|--------------------------------|----------------------|---------------|------------------------|--------|------|------|-----|-----|----|
| | | | MP | Points | 1-Pt | 2-Pt | SUS | S+D | DR |
| 3 | Annabel MILLS | 17 JUL 2000 | | | | | | | |
| 4 | Jessie WOOD | 17 MAR 1997 | | | | | | | |
| 5 | Erin STRONG | 7 OCT 1990 | | | | | | | |
| 6 | Kaycee CLARK | 16 MAR 2002 | | | | | | | |
| 8 | Haylee WILSON | 8 FEB 1993 | | | | | | | |
| 9 | Lucy WATKINS | 23 MAR 2002 | | | | | | | |
| 10 | Allira HUDSON-GOFERS | 17 APR 1982 | | | | | | | |
| 11 | Aline VIANA | 16 JUL 1985 | | | | | | | |
| 20 | Jessica FALLAH | 10 JUL 1999 | | | | | | | |
| 23 | Amy THOMAS | 2 SEP 2000 | | | | | | | |
| Head Coach Andrew KELSO | | | | | | | | | |

| AUS Played | | |
|------------|-----|--------|
| PR | ARG | 11 JUL |
| PR | USA | 11 JUL |
| PR | MEX | 12 JUL |
| PR | GER | 13 JUL |
| PR | NOR | 13 JUL |

| Legend: | | | | | | | |
|-------------|-----------------|-------------|----------------|---------------|-------------------|------------|-------------------------|
| 1-Pt | 1-Point Shots | 2-Pt | 2-Point Shots | PL 5-7 | Placement 5-7 | DR | Disqualification+Report |
| MP | Matches played | No. | Uniform Number | PR | Preliminary Round | SUS | 1st Suspensions |
| S+D | 2nd Suspensions | | | | | | |

Timing and Results provided by  TISSOT



Match No.: 2 Court 2

Results

Argentina 2 vs 0 Australia

Referees:
Hector ORJUOLA (COL)
J. Camilo SALAMANCA (COL)

1st Period: 27 - 4
2nd Period: 25 - 7

ARG - Argentina

Headcoach: Salvador COMPARONE

| No. | Name | Total | | | | Goals / Shots | | | | | | | Punishments | | |
|--------|----------------------|--------|-------|-------|-----|---------------|-----------|---------|-----------|------------|-------------|-------|-------------|-----|----|
| | | Points | Goals | Shots | % | 1-Pt All | 1-Pt Spin | Spin | In-flight | Specialist | Direct Goal | P6m | SUS | S+D | DR |
| 2 | Agustina MIROTTA | 10 | 5 | 5 | 100 | | | 3 / 3 | 2 / 2 | | | | | | |
| 3 | Gisella BONOMI | 16 | 9 | 9 | 100 | 2 / 2 | | 4 / 4 | 3 / 3 | | | | | | |
| 4 | Carolina PONCE | | 0 | 1 | 0 | | | | | 0 / 1 | | | | | |
| 5 | Fiorella CORIMBERTO | 10 | 5 | 5 | 100 | | | 3 / 3 | 2 / 2 | | | | | | |
| 6 | Ivana ELIGES | 10 | 5 | 6 | 83 | | | | | 5 / 6 | | | | | |
| 7 | Gisela THURMANN | | | | | | | | | | | | | | |
| 8 | Micaela CORIMBERTO | | | | | | | | | | | | | | |
| 12 | Florencia BERICIO | 4 | 2 | 2 | 100 | | | | | | 2 / 2 | | | | |
| 13 | Celeste MECCIA | 2 | 1 | 1 | 100 | | | | | | | 1 / 1 | | | |
| 20 | Luciana SCORDAMAGLIA | | | | | | | | | | | | | | |
| Totals | | 52 | 27 | 29 | 93 | 2 / 2 | | 10 / 10 | 7 / 7 | 5 / 7 | 2 / 2 | 1 / 1 | | | |

| No. | Goalkeeper | Total | | | Saves / Shots | | | | | | | |
|--------|-------------------|-------|-------|----|---------------|-----------|-------|-----------|------------|-------------|-----|-------|
| | | Saves | Shots | % | 1-Pt All | 1-Pt Spin | Spin | In-flight | Specialist | Direct Goal | P6m | |
| 12 | Florencia BERICIO | 5 | 11 | 45 | 0 / 1 | | 1 / 4 | 3 / 3 | 1 / 2 | | | 0 / 1 |
| Totals | | 5 | 11 | 45 | 0 / 1 | | 1 / 4 | 3 / 3 | 1 / 2 | | | 0 / 1 |

AUS - Australia

Headcoach: Andrew KELSO

Team time outs: 2

| No. | Name | Total | | | | Goals / Shots | | | | | | | Punishments | | |
|--------|----------------------|--------|-------|-------|-----|---------------|-----------|-------|-----------|------------|-------------|-------|-------------|-----|----|
| | | Points | Goals | Shots | % | 1-Pt All | 1-Pt Spin | Spin | In-flight | Specialist | Direct Goal | P6m | SUS | S+D | DR |
| 3 | Annabel MILLS | 2 | 1 | 3 | 33 | | | 1 / 1 | 0 / 1 | 0 / 1 | | | | | |
| 4 | Jessie WOOD | | 0 | 2 | 0 | | | | 0 / 1 | 0 / 1 | | | | | |
| 5 | Erin STRONG | | | | | | | | | | | | | | |
| 6 | Kaycee CLARK | 4 | 2 | 5 | 40 | | | 2 / 5 | | | | | | | |
| 8 | Haylee WILSON | | | | | | | | | | | | | | |
| 9 | Lucy WATKINS | | | | | | | | | | | | | | |
| 10 | Allira HUDSON-GOFERS | 2 | 1 | 1 | 100 | | | | | | | 1 / 1 | | | |
| 11 | Aline VIANA | | 0 | 7 | 0 | | | 0 / 3 | 0 / 4 | | | | | | |
| 20 | Jessica FALLAH | 3 | 2 | 4 | 50 | 1 / 1 | | | | 1 / 3 | | | | | |
| 23 | Amy THOMAS | | | | | | | | | | | | | | |
| Totals | | 11 | 6 | 22 | 27 | 1 / 1 | | 3 / 9 | 0 / 6 | 1 / 5 | | 1 / 1 | | | |

| No. | Goalkeeper | Total | | | Saves / Shots | | | | | | | |
|--------|------------|-------|-------|---|---------------|-----------|--------|-----------|------------|-------------|-----|-------|
| | | Saves | Shots | % | 1-Pt All | 1-Pt Spin | Spin | In-flight | Specialist | Direct Goal | P6m | |
| 23 | Amy THOMAS | 0 | 27 | 0 | 0 / 2 | | 0 / 10 | 0 / 7 | 0 / 5 | 0 / 2 | | 0 / 1 |
| Totals | | 0 | 27 | 0 | 0 / 2 | | 0 / 10 | 0 / 7 | 0 / 5 | 0 / 2 | | 0 / 1 |

Timing and Results provided by  TISSOT



Greater Birmingham Convention & Visitors Bureau



REGIONS Protective





Match No.: 2 Court 2

Results

| Team Comparison | 1st Period | | | | 2nd Period | | | |
|--------------------|-------------|-----|-------------|----|-------------|-----|-------------|-----|
| | Argentina | | Australia | | Argentina | | Australia | |
| | Goals/Shots | % | Goals/Shots | % | Goals/Shots | % | Goals/Shots | % |
| In-flight Shots | 4 / 4 | 100 | 0 / 4 | 0 | 3 / 3 | 100 | 0 / 2 | 0 |
| Spin Shots | 6 / 6 | 100 | 1 / 4 | 25 | 4 / 4 | 100 | 2 / 5 | 40 |
| Specialist Shots | 2 / 3 | 67 | 1 / 3 | 33 | 3 / 4 | 75 | 0 / 2 | 0 |
| 1-Point Shots | 1 / 1 | 100 | | | 1 / 1 | 100 | 1 / 1 | 100 |
| Direct Goal Shots | | | | | 2 / 2 | 100 | | |
| 6-meter Shots | 1 / 1 | 100 | | | | | 1 / 1 | 100 |
| 1-Point Spin Shots | | | | | | | | |



Match No.: 2 Court 2

Results

Argentina 2 vs 0 Australia

Referees:
Hector ORJUELA (COL)
J. Camilo SALAMANCA (COL)

1st Period: 27 - 4
2nd Period: 25 - 7

ARG - Argentina

| No. | Name | Technical skills | | | | | |
|--------|----------------------|------------------|--------|---------------|-------------------|---------------|-----------|
| | | Assists | Steals | Blocked Shots | Received 6m Fouls | Penalty Fouls | Turnovers |
| 2 | Agustina MIROTTA | | | | | | |
| 3 | Gisella BONOMI | | | | | | 1 |
| 4 | Carolina PONCE | 1 | | | | | |
| 5 | Fiorella CORIMBERTO | 1 | | 1 | | | 1 |
| 6 | Ivana ELIGES | 3 | | | | | 1 |
| 7 | Gisela THURMANN | 1 | | 1 | | | |
| 8 | Micaela CORIMBERTO | | | | | | |
| 12 | Florencia BERICIO | 1 | | | | | |
| 13 | Celeste MECCIA | | | | | | |
| 20 | Luciana SCORDAMAGLIA | | | | | 1 | |
| Team | | | | | | | |
| Totals | | 7 | | 2 | | 1 | 3 |

Running Score
ARG - AUS

| 1st Period | |
|---------------|-----------------|
| MIROTTA A. | 2 : 0 |
| BONOMI G. | 4 : 0 |
| BONOMI G. | 6 : 0 |
| | 6 : 2 CLARK K. |
| | 6 : 4 FALLAH J. |
| MIROTTA A. | 8 : 4 |
| MIROTTA A. | 10 : 4 |
| CORIMBERTO F. | 12 : 4 |
| BONOMI G. | 13 : 4 |
| ELIGES I. | 15 : 4 |
| CORIMBERTO F. | 17 : 4 |
| MECCIA C. | 19 : 4 |
| CORIMBERTO F. | 21 : 4 |
| BONOMI G. | 23 : 4 |
| ELIGES I. | 25 : 4 |
| BONOMI G. | 27 : 4 |

AUS - Australia

| No. | Name | Technical skills | | | | | |
|--------|----------------------|------------------|--------|---------------|-------------------|---------------|-----------|
| | | Assists | Steals | Blocked Shots | Received 6m Fouls | Penalty Fouls | Turnovers |
| 3 | Annabel MILLS | 1 | | | | | 3 |
| 4 | Jessie WOOD | | | | | | 2 |
| 5 | Erin STRONG | | | | | | 1 |
| 6 | Kaycee CLARK | | | | | | 1 |
| 8 | Haylee WILSON | | | | | | 1 |
| 9 | Lucy WATKINS | | | | | | |
| 10 | Allira HUDSON-GOFERS | 1 | | | | | |
| 11 | Aline VIANA | 1 | | | 1 | | 1 |
| 20 | Jessica FALLAH | | | | | | 1 |
| 23 | Amy THOMAS | | | | | | |
| Team | | | | | | | |
| Totals | | 3 | | | 1 | | 10 |

| 2nd Period | |
|---------------|-------------------------|
| ELIGES I. | 2 : 0 |
| BERICIO F. | 4 : 0 |
| | 4 : 2 MILLS A. |
| ELIGES I. | 6 : 2 |
| BERICIO F. | 8 : 2 |
| MIROTTA A. | 10 : 2 |
| | 10 : 3 FALLAH J. |
| CORIMBERTO F. | 12 : 3 |
| MIROTTA A. | 14 : 3 |
| BONOMI G. | 16 : 3 |
| BONOMI G. | 17 : 3 |
| | 17 : 5 HUDSON-GOFERS A. |
| CORIMBERTO F. | 19 : 5 |
| ELIGES I. | 21 : 5 |
| | 21 : 7 CLARK K. |
| BONOMI G. | 23 : 7 |
| BONOMI G. | 25 : 7 |

| Legend: | | | | | | | |
|---------|----------------|------|----------------|-----------|-------------------|------|------------------------------|
| % | Efficiency | 1-Pt | 1-Point-Shots | 1-Pt Spin | 1-Point-Spinshots | DR | Disqualification with Report |
| GG | Golden Goal | No. | Number | P6m | 6m Penalty Shots | Spin | Spinnshots |
| SUS | 1st Suspension | S+D | 2nd Suspension | | | | |

Timing and Results provided by TISSOT





Match No.: 3 Court 1

Start List

NOR - USA

Referees: Nichlas NYGAARD (DEN) / Jonas PRIMDAHL (DEN)

Technical Delegate A: Luiz Filipe CALDAS (BRA)
Technical Delegate B: Chatchai SANGSUKELUX (THA)
Timekeeper: Pablo MARTINEZ ISOLA (URU)
Secretary: Luis MONICO OTTADO (URU)

NOR - Norway

| No. | Name | Date of Birth | Competition Statistics | | | | | | |
|------------------------------------|----------------------|---------------|------------------------|--------|------|------|-----|-----|----|
| | | | MP | Points | 1-Pt | 2-Pt | SUS | S+D | DR |
| 1 | Thea GRANLUND | 12 JUL 1995 | | | | | | | |
| 3 | Elisabeth HAMMERSTAD | 27 JUN 1993 | | | | | | | |
| 4 | Martine WELFLER | 27 OCT 1991 | | | | | | | |
| 5 | Marielle MARTINSEN | 14 FEB 1995 | | | | | | | |
| 6 | Hanne OLSVIK | 9 OCT 2000 | | | | | | | |
| 8 | Susanne PETERSEN | 17 SEP 1996 | | | | | | | |
| 10 | Maren SJAAMO | 9 JAN 2001 | | | | | | | |
| 14 | Ine GRIMSRUD | 28 MAR 2001 | | | | | | | |
| 16 | Tonje LERSTAD | 9 OCT 1996 | | | | | | | |
| 19 | Thina OYESVOLD | 7 OCT 2000 | | | | | | | |
| Head Coach Eskil ANDREASSEN | | | | | | | | | |

| NOR Played | | |
|------------|-----|--------|
| PR | USA | 11 JUL |
| PR | MEX | 11 JUL |
| PR | GER | 12 JUL |
| PR | ARG | 13 JUL |
| PR | AUS | 13 JUL |

USA - United States of America

| No. | Name | Date of Birth | Competition Statistics | | | | | | |
|-----------------------------|-------------------|---------------|------------------------|--------|------|------|-----|-----|----|
| | | | MP | Points | 1-Pt | 2-Pt | SUS | S+D | DR |
| 3 | Courtney HEELEY | 18 MAR 1992 | | | | | | | |
| 5 | Renee SNYDER | 15 DEC 1980 | | | | | | | |
| 6 | Christine MANSOUR | 30 MAY 1993 | | | | | | | |
| 8 | Cedar BELLOWS | 15 OCT 1992 | | | | | | | |
| 9 | Kimberly POPP | 6 JUL 1986 | | | | | | | |
| 10 | Cecilia AGRAZ | 29 JAN 1991 | | | | | | | |
| 12 | Emma JOHNSON | 26 FEB 1997 | | | | | | | |
| 13 | Isabelle GOSAR | 15 MAR 1995 | | | | | | | |
| 14 | Ashley van RYN | 4 AUG 1986 | | | | | | | |
| 16 | Staci SELF | 6 FEB 1985 | | | | | | | |
| Head Coach Lisa DUNN | | | | | | | | | |

| USA Played | | |
|------------|-----|--------|
| PR | NOR | 11 JUL |
| PR | AUS | 11 JUL |
| PR | ARG | 12 JUL |
| PR | MEX | 13 JUL |
| PR | GER | 13 JUL |

| Legend: | | | | | | | |
|-------------|-----------------|-------------|----------------|---------------|-------------------|------------|-------------------------|
| 1-Pt | 1-Point Shots | 2-Pt | 2-Point Shots | PL 5-7 | Placement 5-7 | DR | Disqualification+Report |
| MP | Matches played | No. | Uniform Number | PR | Preliminary Round | SUS | 1st Suspensions |
| S+D | 2nd Suspensions | | | | | | |

Timing and Results provided by 





Match No.: 3 Court 1

Results

Norway 2 vs 0 United States of America

Referees:
Nichlas NYGAARD (DEN)
Jonas PRIMDAHL (DEN)

1st Period: 21 - 16
2nd Period: 20 - 12

NOR - Norway

Headcoach: Eskil ANDREASSEN

| No. | Name | Total | | | | Goals / Shots | | | | | | Punishments | | | |
|--------|----------------------|--------|-------|-------|-----|---------------|-----------|---------|-----------|------------|-------------|-------------|-----|-----|----|
| | | Points | Goals | Shots | % | 1-Pt All | 1-Pt Spin | Spin | In-flight | Specialist | Direct Goal | P6m | SUS | S+D | DR |
| 1 | Thea GRANLUND | | | | | | | | | | | | | | |
| 3 | Elisabeth HAMMERSTAD | | | | | | | | | | | | | | |
| 4 | Martine WELFLER | 12 | 6 | 7 | 86 | | | 6 / 7 | | | | | | | |
| 5 | Marielle MARTINSEN | 15 | 8 | 10 | 80 | 1 / 1 | | 5 / 7 | | | | 2 / 2 | | | |
| 6 | Hanne OLSVIK | | | | | | | | | | | | | | |
| 8 | Susanne PETTERSEN | 2 | 1 | 1 | 100 | | | | | | | 1 / 1 | | | |
| 10 | Maren SJAAMO | 8 | 4 | 5 | 80 | | | | | 4 / 5 | | | | | |
| 14 | Ine GRIMSRUD | 4 | 2 | 5 | 40 | | | 2 / 5 | | | | | | | |
| 16 | Tonje LERSTAD | | 0 | 1 | 0 | | | | | | 0 / 1 | | | | |
| 19 | Thina OYESVOLD | | | | | | | | | | | | | | |
| Totals | | 41 | 21 | 29 | 72 | 1 / 1 | | 13 / 19 | | 4 / 5 | 0 / 1 | 3 / 3 | | | |

| No. | Goalkeeper | Total | | | Saves / Shots | | | | | | |
|--------|---------------|-------|-------|----|---------------|-----------|-------|-----------|------------|-------------|-------|
| | | Saves | Shots | % | 1-Pt All | 1-Pt Spin | Spin | In-flight | Specialist | Direct Goal | P6m |
| 16 | Tonje LERSTAD | 5 | 19 | 26 | | | 1 / 7 | 3 / 8 | 1 / 2 | | 0 / 2 |
| Totals | | 5 | 19 | 26 | | | 1 / 7 | 3 / 8 | 1 / 2 | | 0 / 2 |


USA - United States

Headcoach: Lisa DUNN

Team time outs: 1

| No. | Name | Total | | | | Goals / Shots | | | | | | Punishments | | | |
|--------|-------------------|--------|-------|-------|----|---------------|-----------|-------|-----------|------------|-------------|-------------|-----|-----|----|
| | | Points | Goals | Shots | % | 1-Pt All | 1-Pt Spin | Spin | In-flight | Specialist | Direct Goal | P6m | SUS | S+D | DR |
| 3 | Courtney HEELEY | 2 | 1 | 3 | 33 | | | | | 1 / 3 | | | | | |
| 5 | Renee SNYDER | 6 | 3 | 6 | 50 | | | 3 / 5 | 0 / 1 | | | | | | |
| 6 | Christine MANSOUR | 10 | 5 | 7 | 71 | | | 1 / 1 | 2 / 4 | | | 2 / 2 | | | |
| 8 | Cedar BELLOWS | | | | | | | | | | | | 1 | | |
| 9 | Kimberly POPP | | | | | | | | | | | | | | |
| 10 | Cecilia AGRAZ | | | | | | | | | | | | | | |
| 12 | Emma JOHNSON | | | | | | | | | | | | | | |
| 13 | Isabelle GOSAR | | | | | | | | | | | | | | |
| 14 | Ashley van RYN | 10 | 5 | 8 | 63 | | | 2 / 3 | 3 / 5 | | | | | | |
| 16 | Staci SELF | | | | | | | | | | | | | | |
| Totals | | 28 | 14 | 24 | 58 | | | 6 / 9 | 5 / 10 | 1 / 3 | | 2 / 2 | 1 | | |

| No. | Goalkeeper | Total | | | Saves / Shots | | | | | | |
|--------|--------------|-------|-------|----|---------------|-----------|--------|-----------|------------|-------------|-------|
| | | Saves | Shots | % | 1-Pt All | 1-Pt Spin | Spin | In-flight | Specialist | Direct Goal | P6m |
| 12 | Emma JOHNSON | 1 | 11 | 9 | 0 / 1 | | 1 / 6 | | 0 / 2 | | 0 / 2 |
| 16 | Staci SELF | 5 | 16 | 31 | | | 4 / 12 | | 1 / 3 | | 0 / 1 |
| Totals | | 6 | 27 | 22 | 0 / 1 | | 5 / 18 | | 1 / 5 | | 0 / 3 |


Timing and Results provided by  TISSOT



Match No.: 3 Court 1

Results

| Team Comparison | 1st Period | | | | 2nd Period | | | |
|--------------------|-------------|-----|--------------------------|----|-------------|-----|--------------------------|-----|
| | Norway | | United States of America | | Norway | | United States of America | |
| | Goals/Shots | % | Goals/Shots | % | Goals/Shots | % | Goals/Shots | % |
| In-flight Shots | | | 3 / 6 | 50 | | | 2 / 4 | 50 |
| Spin Shots | 7 / 12 | 58 | 4 / 5 | 80 | 6 / 7 | 86 | 2 / 4 | 50 |
| Specialist Shots | 3 / 3 | 100 | 1 / 2 | 50 | 1 / 2 | 50 | 0 / 1 | 0 |
| 1-Point Shots | 1 / 1 | 100 | | | | | | |
| Direct Goal Shots | 0 / 1 | 0 | | | | | | |
| 6-meter Shots | | | | | 3 / 3 | 100 | 2 / 2 | 100 |
| 1-Point Spin Shots | | | | | | | | |

Timing and Results provided by  TISSOT



Match No.: 3 Court 1

Results

Norway 2 vs 0 United States of America

Referees:
Nichlas NYGAARD (DEN)
Jonas PRIMDAHL (DEN)

1st Period: 21 - 16
2nd Period: 20 - 12

NOR - Norway

| No. | Name | Technical skills | | | | | |
|--------|----------------------|------------------|--------|---------------|-------------------|---------------|-----------|
| | | Assists | Steals | Blocked Shots | Received 6m Fouls | Penalty Fouls | Turnovers |
| 1 | Thea GRANLUND | | | | | | |
| 3 | Elisabeth HAMMERSTAD | | | 2 | | | |
| 4 | Martine WELFLER | | | | | | 3 |
| 5 | Marielle MARTINSEN | | | | 2 | 2 | 1 |
| 6 | Hanne OLSVIK | | | | | | |
| 8 | Susanne PETTERSEN | | 2 | 1 | | | 1 |
| 10 | Maren SJAAMO | | | | | | |
| 14 | Ine GRIMSRUD | 4 | | | | | |
| 16 | Tonje LERSTAD | | | | | | 1 |
| 19 | Thina OYESVOLD | | | | | | |
| Team | | | | | | | |
| Totals | | 4 | 2 | 3 | 2 | 2 | 6 |

Running Score
NOR - USA

| 1st Period | |
|------------|--------------|
| 0 : 2 | SNYDER R. |
| 2 : 2 | WELFLER M. |
| 4 : 2 | GRIMSRUD I. |
| 4 : 4 | VAN RYN A. |
| 6 : 4 | SJAAMO M. |
| 8 : 4 | MARTINSEN M. |
| 8 : 6 | SNYDER R. |
| 10 : 6 | MARTINSEN M. |
| 10 : 8 | MANSOUR C. |
| 12 : 8 | MARTINSEN M. |
| 12 : 10 | VAN RYN A. |
| 14 : 10 | WELFLER M. |
| 14 : 12 | VAN RYN A. |
| 16 : 12 | WELFLER M. |
| 18 : 12 | SJAAMO M. |
| 18 : 14 | MANSOUR C. |
| 20 : 14 | SJAAMO M. |
| 20 : 16 | HEELEY C. |
| 21 : 16 | MARTINSEN M. |

USA - United States

| No. | Name | Technical skills | | | | | |
|--------|-------------------|------------------|--------|---------------|-------------------|---------------|-----------|
| | | Assists | Steals | Blocked Shots | Received 6m Fouls | Penalty Fouls | Turnovers |
| 3 | Courtney HEELEY | 2 | | | 1 | | 6 |
| 5 | Renee SNYDER | 1 | | | | | 2 |
| 6 | Christine MANSOUR | 2 | | | | | |
| 8 | Cedar BELLOWS | | | | | 1 | |
| 9 | Kimberly POPP | 1 | | | | | 1 |
| 10 | Cecilia AGRAZ | | 1 | | | | |
| 12 | Emma JOHNSON | | | | | | |
| 13 | Isabelle GOSAR | | 1 | | | 1 | |
| 14 | Ashley van RYN | 2 | | | 1 | | 3 |
| 16 | Staci SELF | | | | | | |
| Team | | | | | | | 1 |
| Totals | | 8 | 2 | | 2 | 2 | 13 |

| 2nd Period | |
|------------|--------------|
| 2 : 0 | GRIMSRUD I. |
| 2 : 2 | SNYDER R. |
| 4 : 2 | WELFLER M. |
| 6 : 2 | MARTINSEN M. |
| 8 : 2 | MARTINSEN M. |
| 8 : 4 | VAN RYN A. |
| 10 : 4 | SJAAMO M. |
| 10 : 6 | MANSOUR C. |
| 12 : 6 | PETTERSEN S. |
| 12 : 8 | MANSOUR C. |
| 14 : 8 | WELFLER M. |
| 16 : 8 | MARTINSEN M. |
| 16 : 10 | VAN RYN A. |
| 18 : 10 | MARTINSEN M. |
| 18 : 12 | MANSOUR C. |
| 20 : 12 | WELFLER M. |

| Legend: | | | | | | | |
|---------|----------------|------|----------------|-----------|-------------------|------|------------------------------|
| % | Efficiency | 1-Pt | 1-Point-Shots | 1-Pt Spin | 1-Point-Spinshots | DR | Disqualification with Report |
| GG | Golden Goal | No. | Number | P6m | 6m Penalty Shots | Spin | Spinnshots |
| SUS | 1st Suspension | S+D | 2nd Suspension | | | | |

Timing and Results provided by TISSOT





Match No.: 4 Court 1

Start List

ARG - GER

Referees: Tea LACKOVIC (CRO) / Natasa VISNJIC (CRO)

Technical Delegate A: Ioannis MEIMARIDIS (GRE)
Technical Delegate B: Luiz Filipe CALDAS (BRA)
Timekeeper: Laura BUCHON PEREA (ESP)
Secretary: Patricia del VALLE ENCUESTRA (ESP)

ARG - Argentina

| No. | Name | Date of Birth | Competition Statistics | | | | | | |
|--------------------------------------|----------------------|---------------|------------------------|--------|------|------|-----|-----|----|
| | | | MP | Points | 1-Pt | 2-Pt | SUS | S+D | DR |
| 2 | Agustina MIROTTA | 10 AUG 1995 | | | | | | | |
| 3 | Gisella BONOMI | 19 MAR 2000 | | | | | | | |
| 4 | Carolina PONCE | 15 MAY 2000 | | | | | | | |
| 5 | Fiorella CORIMBERTO | 29 AUG 2001 | | | | | | | |
| 6 | Ivana ELIGES | 14 OCT 1983 | | | | | | | |
| 7 | Gisela THURMANN | 29 JUN 1988 | | | | | | | |
| 8 | Micaela CORIMBERTO | 29 AUG 2001 | | | | | | | |
| 12 | Florencia BERICIO | 21 SEP 1989 | | | | | | | |
| 13 | Celeste MECCIA | 26 MAY 1986 | | | | | | | |
| 20 | Luciana SCORDAMAGLIA | 17 JUL 1994 | | | | | | | |
| Head Coach Salvador COMPARONE | | | | | | | | | |

| ARG Played | | |
|------------|-----|--------|
| PR | AUS | 11 JUL |
| PR | GER | 11 JUL |
| PR | USA | 12 JUL |
| PR | NOR | 13 JUL |
| PR | MEX | 13 JUL |

GER - Germany

| No. | Name | Date of Birth | Competition Statistics | | | | | | |
|---------------------------------------|-----------------------|---------------|------------------------|--------|------|------|-----|-----|----|
| | | | MP | Points | 1-Pt | 2-Pt | SUS | S+D | DR |
| 5 | Kirsten Sophie WALTER | 21 FEB 1996 | | | | | | | |
| 6 | Michelle SCHAFER | 19 NOV 2003 | | | | | | | |
| 8 | Belen GETTWART | 15 MAR 2002 | | | | | | | |
| 10 | Isabel KATTNER | 17 OCT 2000 | | | | | | | |
| 17 | Lena KLINGLER | 3 OCT 2000 | | | | | | | |
| 20 | Katharina FILTER | 4 FEB 1999 | | | | | | | |
| 26 | Carolin HUBNER | 5 JUN 2004 | | | | | | | |
| 33 | Lucie KRETZSCHMAR | 7 AUG 2000 | | | | | | | |
| 34 | Liv SUCHTING | 29 MAY 2000 | | | | | | | |
| 66 | Amelie MOLLMANN | 22 MAY 2001 | | | | | | | |
| Head Coach Alexander NOVAKOVIC | | | | | | | | | |

| GER Played | | |
|------------|-----|--------|
| PR | MEX | 11 JUL |
| PR | ARG | 11 JUL |
| PR | NOR | 12 JUL |
| PR | AUS | 13 JUL |
| PR | USA | 13 JUL |

| Legend: | | | | | | | |
|-------------|-----------------|-------------|----------------|---------------|-------------------|------------|-------------------------|
| 1-Pt | 1-Point Shots | 2-Pt | 2-Point Shots | PL 5-7 | Placement 5-7 | DR | Disqualification+Report |
| MP | Matches played | No. | Uniform Number | PR | Preliminary Round | SUS | 1st Suspensions |
| S+D | 2nd Suspensions | | | | | | |

Timing and Results provided by 



Match No.: 4 Court 1

Results

Argentina 1 vs 2 Germany

Referees:
Tea LACKOVIC (CRO)
Natasa VISNJIC (CRO)

1st Period: 19 - 14
2nd Period: 16 - 19
Shootout: 5 - 6

ARG - Argentina

Headcoach: Salvador COMPARONE

| No. | Name | Total | | | | Goals / Shots | | | | | | | Punishments | | |
|--------|----------------------|--------|-------|-------|-----|---------------|-----------|-------|-----------|------------|-------------|-------|-------------|-----|----|
| | | Points | Goals | Shots | % | 1-Pt All | 1-Pt Spin | Spin | In-flight | Specialist | Direct Goal | P6m | SUS | S+D | DR |
| 2 | Agustina MIROTTA | 5 | 3 | 7 | 43 | 1 / 1 | | 0 / 1 | 2 / 5 | | | | | | |
| 3 | Gisella BONOMI | 9 | 5 | 9 | 56 | 1 / 2 | 1 / 1 | 0 / 1 | 4 / 6 | | | | | | |
| 4 | Carolina PONCE | | | | | | | | | | | | | | |
| 5 | Fiorella CORIMBERTO | 18 | 9 | 9 | 100 | | | 6 / 6 | 3 / 3 | | | | | | |
| 6 | Ivana ELIGES | | | | | | | | | | | | | | |
| 7 | Gisela THURMANN | | | | | | | | | | | | | | |
| 8 | Micaela CORIMBERTO | 2 | 1 | 1 | 100 | | | 1 / 1 | | | | | | | |
| 12 | Florencia BERICIO | | | | | | | | | | | | | | |
| 13 | Celeste MECCIA | 6 | 3 | 4 | 75 | | | | | | 3 / 4 | | | | |
| 20 | Luciana SCORDAMAGLIA | | | | | | | | | | | | 1 | | |
| Totals | | 40 | 21 | 30 | 70 | 2 / 3 | 1 / 1 | 7 / 9 | 9 / 14 | | | 3 / 4 | 1 | | |

| No. | Goalkeeper | Total | | | Saves / Shots | | | | | | | |
|--------|----------------------|-------|-------|----|---------------|-----------|--------|-----------|------------|-------------|-------|--|
| | | Saves | Shots | % | 1-Pt All | 1-Pt Spin | Spin | In-flight | Specialist | Direct Goal | P6m | |
| 5 | Fiorella CORIMBERTO | | | | | | | | | | | |
| 6 | Ivana ELIGES | | | | | | | | | | | |
| 12 | Florencia BERICIO | 11 | 30 | 37 | 0 / 1 | | 7 / 22 | | 2 / 2 | | 2 / 5 | |
| 20 | Luciana SCORDAMAGLIA | 0 | 1 | 0 | | | 0 / 1 | | | | | |
| Totals | | 11 | 31 | 35 | 0 / 1 | | 7 / 23 | | 2 / 2 | | 2 / 5 | |

GER - Germany

Headcoach: Alexander NOVAKOVIC

Team time outs: 2

| No. | Name | Total | | | | Goals / Shots | | | | | | | Punishments | | |
|--------|-----------------------|--------|-------|-------|-----|---------------|-----------|---------|-----------|------------|-------------|-----|-------------|-----|----|
| | | Points | Goals | Shots | % | 1-Pt All | 1-Pt Spin | Spin | In-flight | Specialist | Direct Goal | P6m | SUS | S+D | DR |
| 5 | Kirsten Sophie WALTER | 2 | 1 | 1 | 100 | | | 1 / 1 | | | | | 1 | | |
| 6 | Michelle SCHAFER | | 0 | 2 | 0 | | | | | 0 / 2 | | | | | |
| 8 | Belen GETTWART | 12 | 6 | 9 | 67 | | | 3 / 5 | | | 3 / 4 | | | | |
| 10 | Isabel KATTNER | 4 | 2 | 3 | 67 | | | 2 / 2 | 0 / 1 | | | | | | |
| 17 | Lena KLINGLER | 3 | 2 | 4 | 50 | 1 / 1 | | 1 / 2 | | | 0 / 1 | | | | |
| 20 | Katharina FILTER | | | | | | | | | | | | | | |
| 26 | Carolin HUBNER | | | | | | | | | | | | | | |
| 33 | Lucie KRETZSCHMAR | 2 | 1 | 1 | 100 | | | 1 / 1 | | | | | | | |
| 34 | Liv SUCHTING | | | | | | | | | | | | 1 | | |
| 66 | Amelie MOLLMANN | 16 | 8 | 14 | 57 | | | 8 / 14 | | | | | | | |
| Totals | | 39 | 20 | 34 | 59 | 1 / 1 | | 16 / 25 | 0 / 1 | 0 / 2 | 3 / 5 | 2 | | | |

| No. | Goalkeeper | Total | | | Saves / Shots | | | | | | | |
|--------|------------------|-------|-------|----|---------------|-----------|-------|-----------|------------|-------------|-------|--|
| | | Saves | Shots | % | 1-Pt All | 1-Pt Spin | Spin | In-flight | Specialist | Direct Goal | P6m | |
| 10 | Isabel KATTNER | 0 | 3 | 0 | 0 / 1 | 0 / 1 | 0 / 2 | | | | | |
| 20 | Katharina FILTER | 7 | 25 | 28 | 0 / 1 | | 1 / 6 | 5 / 14 | | | 1 / 4 | |
| Totals | | 7 | 28 | 25 | 0 / 2 | 0 / 1 | 1 / 8 | 5 / 14 | | | 1 / 4 | |

Timing and Results provided by  TISSOT



Match No.: 4 Court 1

Results

| Team Comparison | 1st Period | | | | 2nd Period | | | |
|--------------------|-------------|-----|-------------|----|-------------|----|-------------|-----|
| | Argentina | | Germany | | Argentina | | Germany | |
| | Goals/Shots | % | Goals/Shots | % | Goals/Shots | % | Goals/Shots | % |
| In-flight Shots | 6 / 10 | 60 | 0 / 1 | 0 | 3 / 4 | 75 | | |
| Spin Shots | | | 6 / 11 | 55 | 5 / 6 | 83 | 7 / 11 | 64 |
| Specialist Shots | | | 0 / 1 | 0 | | | 0 / 1 | 0 |
| 1-Point Shots | 1 / 2 | 50 | | | | | 1 / 1 | 100 |
| Direct Goal Shots | | | | | | | | |
| 6-meter Shots | 3 / 3 | 100 | 1 / 2 | 50 | 0 / 1 | 0 | 2 / 2 | 100 |
| 1-Point Spin Shots | | | | | | | | |



Match No.: 4 Court 1

Results

Argentina 1 vs 2 Germany

Referees:
Tea LACKOVIC (CRO)
Natasa VISNJIC (CRO)

1st Period: 19 - 14
2nd Period: 16 - 19
Shootout: 5 - 6

ARG - Argentina

| No. | Name | Technical skills | | | | | |
|--------|----------------------|------------------|--------|---------------|-------------------|---------------|-----------|
| | | Assists | Steals | Blocked Shots | Received 6m Fouls | Penalty Fouls | Turnovers |
| 2 | Agustina MIROTTA | | | | | | |
| 3 | Gisella BONOMI | | | | 1 | | 1 |
| 4 | Carolina PONCE | 1 | | | | | |
| 5 | Fiorella CORIMBERTO | 2 | | | | | 1 |
| 6 | Ivana ELIGES | 2 | | | 3 | | 2 |
| 7 | Gisela THURMANN | | | 1 | | 1 | |
| 8 | Micaela CORIMBERTO | | | | | 1 | |
| 12 | Florencia BERICIO | | | | | | |
| 13 | Celeste MECCIA | | | | | 1 | |
| 20 | Luciana SCORDAMAGLIA | | | | | 1 | |
| Team | | | | | | | 2 |
| Totals | | 5 | | 1 | 4 | 4 | 6 |

Running Score ARG - GER

1st Period

| | | | |
|---------------|----|------|-------------|
| MECCIA C. | 2 | : 0 | |
| BONOMI G. | 4 | : 0 | |
| | 4 | : 2 | GETTWART B. |
| MECCIA C. | 6 | : 2 | |
| | 6 | : 4 | GETTWART B. |
| | 6 | : 6 | MOLLMANN A. |
| MIROTTA A. | 8 | : 6 | |
| | 8 | : 8 | KATTNER I. |
| MIROTTA A. | 10 | : 8 | |
| CORIMBERTO F. | 12 | : 8 | |
| CORIMBERTO F. | 14 | : 8 | |
| MECCIA C. | 16 | : 8 | |
| | 16 | : 10 | GETTWART B. |
| MIROTTA A. | 17 | : 10 | |
| | 17 | : 12 | MOLLMANN A. |
| BONOMI G. | 19 | : 12 | |
| | 19 | : 14 | MOLLMANN A. |

GER - Germany

| No. | Name | Technical skills | | | | | |
|--------|-----------------------|------------------|--------|---------------|-------------------|---------------|-----------|
| | | Assists | Steals | Blocked Shots | Received 6m Fouls | Penalty Fouls | Turnovers |
| 5 | Kirsten Sophie WALTER | | | | | 2 | |
| 6 | Michelle SCHAFER | | | | 1 | | 2 |
| 8 | Belen GETTWART | | | | | | |
| 10 | Isabel KATTNER | 4 | | | 2 | | 1 |
| 17 | Lena KLINGLER | | | | | | 1 |
| 20 | Katharina FILTER | | | | | | |
| 26 | Carolin HUBNER | | | | | | |
| 33 | Lucie KRETZSCHMAR | | | | | | |
| 34 | Liv SUCHTING | | | | | 2 | |
| 66 | Amelie MOLLMANN | | | | 1 | | 1 |
| Team | | | | | | | 1 |
| Totals | | 4 | | | 4 | 4 | 6 |


2nd Period

| | | | |
|---------------|----|------|-------------|
| | 0 | : 2 | MOLLMANN A. |
| | 0 | : 4 | MOLLMANN A. |
| | 0 | : 6 | MOLLMANN A. |
| BONOMI G. | 2 | : 6 | |
| CORIMBERTO F. | 4 | : 6 | |
| | 4 | : 8 | GETTWART B. |
| CORIMBERTO F. | 6 | : 8 | |
| CORIMBERTO F. | 8 | : 8 | |
| | 8 | : 10 | KLINGLER L. |
| CORIMBERTO F. | 10 | : 10 | |
| | 10 | : 12 | KATTNER I. |
| BONOMI G. | 12 | : 12 | |
| | 12 | : 14 | GETTWART B. |
| CORIMBERTO F. | 14 | : 14 | |
| | 14 | : 16 | MOLLMANN A. |
| CORIMBERTO F. | 16 | : 16 | |
| | 16 | : 18 | MOLLMANN A. |
| | 16 | : 19 | KLINGLER L. |

Shootout

| | | | |
|---------------|---|-----|----------------|
| BONOMI G. | 1 | : 0 | |
| CORIMBERTO F. | 3 | : 0 | |
| | 3 | : 2 | GETTWART B. |
| | 3 | : 4 | WALTER K. |
| CORIMBERTO M. | 5 | : 4 | |
| | 5 | : 6 | KRETZSCHMAR L. |

| Legend: | | | | | | | |
|---------|----------------|------|----------------|-----------|-------------------|------|------------------------------|
| % | Efficiency | 1-Pt | 1-Point-Shots | 1-Pt Spin | 1-Point-Spinshots | DR | Disqualification with Report |
| GG | Golden Goal | No. | Number | P6m | 6m Penalty Shots | Spin | Spinnshots |
| SUS | 1st Suspension | S+D | 2nd Suspension | | | | |

Timing and Results provided by  TISSOT





Match No.: 5 Court 1

Start List

USA - AUS

Referees: Mario RUDINSKY (SVK) / Boris MANDAK (SVK)

Technical Delegate A: Emir BESLIJA (MNE)
 Technical Delegate B: Agnieszka SKOWRONEK (POL)
 Timekeeper: Josue RESENDIZ (MEX)
 Secretary: Jesus RUIZ (MEX)

USA - United States of America

| No. | Name | Date of Birth | Competition Statistics | | | | | | |
|----------------------|-------------------|---------------|------------------------|--------|------|------|-----|-----|----|
| | | | MP | Points | 1-Pt | 2-Pt | SUS | S+D | DR |
| 3 | Courtney HEELEY | 18 MAR 1992 | | | | | | | |
| 5 | Renee SNYDER | 15 DEC 1980 | | | | | | | |
| 6 | Christine MANSOUR | 30 MAY 1993 | | | | | | | |
| 8 | Cedar BELLOWS | 15 OCT 1992 | | | | | | | |
| 9 | Kimberly POPP | 6 JUL 1986 | | | | | | | |
| 10 | Cecilia AGRAZ | 29 JAN 1991 | | | | | | | |
| 12 | Emma JOHNSON | 26 FEB 1997 | | | | | | | |
| 13 | Isabelle GOSAR | 15 MAR 1995 | | | | | | | |
| 14 | Ashley van RYN | 4 AUG 1986 | | | | | | | |
| 16 | Staci SELF | 6 FEB 1985 | | | | | | | |
| Head Coach Lisa DUNN | | | | | | | | | |


| USA Played | | |
|------------|-----|--------|
| PR | NOR | 11 JUL |
| PR | AUS | 11 JUL |
| PR | ARG | 12 JUL |
| PR | MEX | 13 JUL |
| PR | GER | 13 JUL |

AUS - Australia

| No. | Name | Date of Birth | Competition Statistics | | | | | | |
|-------------------------|----------------------|---------------|------------------------|--------|------|------|-----|-----|----|
| | | | MP | Points | 1-Pt | 2-Pt | SUS | S+D | DR |
| 3 | Annabel MILLS | 17 JUL 2000 | | | | | | | |
| 4 | Jessie WOOD | 17 MAR 1997 | | | | | | | |
| 5 | Erin STRONG | 7 OCT 1990 | | | | | | | |
| 6 | Kaycee CLARK | 16 MAR 2002 | | | | | | | |
| 8 | Haylee WILSON | 8 FEB 1993 | | | | | | | |
| 9 | Lucy WATKINS | 23 MAR 2002 | | | | | | | |
| 10 | Allira HUDSON-GOFERS | 17 APR 1982 | | | | | | | |
| 11 | Aline VIANA | 16 JUL 1985 | | | | | | | |
| 20 | Jessica FALLAH | 10 JUL 1999 | | | | | | | |
| 23 | Amy THOMAS | 2 SEP 2000 | | | | | | | |
| Head Coach Andrew KELSO | | | | | | | | | |

| AUS Played | | |
|------------|-----|--------|
| PR | ARG | 11 JUL |
| PR | USA | 11 JUL |
| PR | MEX | 12 JUL |
| PR | GER | 13 JUL |
| PR | NOR | 13 JUL |

| Legend: | | | | | | | |
|---------|-----------------|------|----------------|--------|-------------------|-----|-------------------------|
| 1-Pt | 1-Point Shots | 2-Pt | 2-Point Shots | PL 5-7 | Placement 5-7 | DR | Disqualification+Report |
| MP | Matches played | No. | Uniform Number | PR | Preliminary Round | SUS | 1st Suspensions |
| S+D | 2nd Suspensions | | | | | | |

Timing and Results provided by  TISSOT





Match No.: 5 Court 1

Results

United States of America 2 vs 0 Australia

Referees:
Mario RUDINSKY (SVK)
Boris MANDAK (SVK)

1st Period: 18 - 13
2nd Period: 20 - 7

USA - United States

Headcoach: Lisa DUNN

Team time outs: 1

| No. | Name | Total | | | | Goals / Shots | | | | | | | Punishments | | |
|--------|-------------------|--------|-------|-------|----|---------------|-----------|--------|-----------|------------|-------------|-------|-------------|-----|----|
| | | Points | Goals | Shots | % | 1-Pt All | 1-Pt Spin | Spin | In-flight | Specialist | Direct Goal | P6m | SUS | S+D | DR |
| 3 | Courtney HEELEY | 6 | 3 | 5 | 60 | | | | | 3 / 5 | | | | | |
| 5 | Renee SNYDER | 10 | 5 | 6 | 83 | | | 5 / 6 | | | | | | | |
| 6 | Christine MANSOUR | 18 | 9 | 11 | 82 | | | 3 / 4 | 4 / 5 | | | 2 / 2 | | | |
| 8 | Cedar BELLOWS | | | | | | | | | | | | | | |
| 9 | Kimberly POPP | | | | | | | | | | | | | | |
| 10 | Cecilia AGRAZ | | | | | | | | | | | | | | |
| 12 | Emma JOHNSON | | | | | | | | | | | | | | |
| 13 | Isabelle GOSAR | | | | | | | | | | | | | | |
| 14 | Ashley van RYN | 4 | 2 | 6 | 33 | | | 1 / 1 | 1 / 5 | | | | | | |
| 16 | Staci SELF | | | | | | | | | | | | | | |
| Totals | | 38 | 19 | 28 | 68 | | | 9 / 11 | 5 / 10 | 3 / 5 | | 2 / 2 | | | |

| No. | Goalkeeper | Total | | | Saves / Shots | | | | | | |
|--------|--------------|-------|-------|----|---------------|-----------|-------|-----------|------------|-------------|-----|
| | | Saves | Shots | % | 1-Pt All | 1-Pt Spin | Spin | In-flight | Specialist | Direct Goal | P6m |
| 12 | Emma JOHNSON | 5 | 10 | 50 | 0 / 2 | 0 / 1 | 4 / 5 | 1 / 2 | 0 / 1 | | |
| 16 | Staci SELF | 2 | 8 | 25 | | | 2 / 4 | 0 / 3 | 0 / 1 | | |
| Totals | | 7 | 18 | 39 | 0 / 2 | 0 / 1 | 6 / 9 | 1 / 5 | 0 / 2 | | |


AUS - Australia

Headcoach: Andrew KELSO

Team time outs: 2

| No. | Name | Total | | | | Goals / Shots | | | | | | | Punishments | | |
|--------|----------------------|--------|-------|-------|----|---------------|-----------|--------|-----------|------------|-------------|-----|-------------|-----|----|
| | | Points | Goals | Shots | % | 1-Pt All | 1-Pt Spin | Spin | In-flight | Specialist | Direct Goal | P6m | SUS | S+D | DR |
| 3 | Annabel MILLS | 2 | 1 | 5 | 20 | | | 0 / 2 | 1 / 3 | | | | | | |
| 4 | Jessie WOOD | | | | | | | | | | | | | | |
| 5 | Erin STRONG | | | | | | | | | | | | | | |
| 6 | Kaycee CLARK | 1 | 1 | 3 | 33 | 1 / 1 | | 0 / 2 | | | | | | | |
| 8 | Haylee WILSON | 4 | 2 | 3 | 67 | | | 2 / 3 | | | | | 1 | | |
| 9 | Lucy WATKINS | | | | | | | | | | | | | | |
| 10 | Allira HUDSON-GOFERS | 7 | 4 | 9 | 44 | 1 / 2 | 1 / 1 | 0 / 3 | 3 / 4 | | | | | | |
| 11 | Aline VIANA | 2 | 1 | 2 | 50 | | | 1 / 2 | | | | | | | |
| 20 | Jessica FALLAH | 4 | 2 | 3 | 67 | | | 0 / 1 | | 2 / 2 | | | | | |
| 23 | Amy THOMAS | | | | | | | | | | | | | | |
| Totals | | 20 | 11 | 25 | 44 | 2 / 3 | 1 / 1 | 3 / 13 | 4 / 7 | 2 / 2 | | | 1 | | |

| No. | Goalkeeper | Total | | | Saves / Shots | | | | | | |
|--------|-------------|-------|-------|----|---------------|-----------|-------|-----------|------------|-------------|-------|
| | | Saves | Shots | % | 1-Pt All | 1-Pt Spin | Spin | In-flight | Specialist | Direct Goal | P6m |
| 5 | Erin STRONG | 2 | 7 | 29 | | | 0 / 3 | 2 / 3 | 0 / 1 | | |
| 23 | Amy THOMAS | 3 | 17 | 18 | | | 0 / 6 | 1 / 5 | 2 / 4 | | 0 / 2 |
| Totals | | 5 | 24 | 21 | | | 0 / 9 | 3 / 8 | 2 / 5 | | 0 / 2 |

Timing and Results provided by  TISSOT



Match No.: 5 Court 1

Results

| Team Comparison | 1st Period | | | | 2nd Period | | | |
|--------------------|--------------------------|-----|-------------|-----|--------------------------|-----|-------------|-----|
| | United States of America | | Australia | | United States of America | | Australia | |
| | Goals/Shots | % | Goals/Shots | % | Goals/Shots | % | Goals/Shots | % |
| In-flight Shots | 1 / 5 | 20 | 3 / 5 | 60 | 4 / 5 | 80 | 1 / 2 | 50 |
| Spin Shots | 5 / 6 | 83 | 2 / 5 | 40 | 4 / 5 | 80 | 1 / 8 | 13 |
| Specialist Shots | 2 / 4 | 50 | 1 / 1 | 100 | 1 / 1 | 100 | 1 / 1 | 100 |
| 1-Point Shots | | | 1 / 1 | 100 | | | 1 / 2 | 50 |
| Direct Goal Shots | | | | | | | | |
| 6-meter Shots | 1 / 1 | 100 | | | 1 / 1 | 100 | | |
| 1-Point Spin Shots | | | 1 / 1 | 100 | | | | |



Match No.: 5 Court 1

Results

United States of America 2 vs 0 Australia

Referees:
Mario RUDINSKY (SVK)
Boris MANDAK (SVK)

1st Period: 18 - 13
2nd Period: 20 - 7

USA - United States

| No. | Name | Technical skills | | | | | |
|--------|-------------------|------------------|--------|---------------|-------------------|---------------|-----------|
| | | Assists | Steals | Blocked Shots | Received 6m Fouls | Penalty Fouls | Turnovers |
| 3 | Courtney HEELEY | 4 | | | | | 1 |
| 5 | Renee SNYDER | | | | | | 1 |
| 6 | Christine MANSOUR | | | | 1 | | 1 |
| 8 | Cedar BELLOWS | | | | | | |
| 9 | Kimberly POPP | | | | | | 1 |
| 10 | Cecilia AGRAZ | | | | | | |
| 12 | Emma JOHNSON | | | | | | |
| 13 | Isabelle GOSAR | | 4 | 1 | | | |
| 14 | Ashley van RYN | 1 | | | 1 | | 2 |
| 16 | Staci SELF | | | | | | |
| Team | | | | | | | |
| Totals | | 5 | 4 | 1 | 2 | | 6 |

Running Score

USA - AUS

1st Period

| | | |
|------------|---------|------------------|
| SNYDER R. | 2 : 0 | |
| | 2 : 2 | WILSON H. |
| MANSOUR C. | 4 : 2 | |
| SNYDER R. | 6 : 2 | |
| | 6 : 4 | MILLS A. |
| HEELEY C. | 8 : 4 | |
| MANSOUR C. | 10 : 4 | |
| MANSOUR C. | 12 : 4 | |
| MANSOUR C. | 14 : 4 | |
| | 14 : 6 | HUDSON-GOFERS A. |
| | 14 : 8 | FALLAH J. |
| SNYDER R. | 16 : 8 | |
| HEELEY C. | 18 : 8 | |
| | 18 : 9 | HUDSON-GOFERS A. |
| | 18 : 11 | WILSON H. |
| | 18 : 13 | HUDSON-GOFERS A. |


AUS - Australia

| No. | Name | Technical skills | | | | | |
|--------|----------------------|------------------|--------|---------------|-------------------|---------------|-----------|
| | | Assists | Steals | Blocked Shots | Received 6m Fouls | Penalty Fouls | Turnovers |
| 3 | Annabel MILLS | 1 | | | | | 2 |
| 4 | Jessie WOOD | 2 | | | | | 1 |
| 5 | Erin STRONG | | | | | | |
| 6 | Kaycee CLARK | | | | | | 5 |
| 8 | Haylee WILSON | | | | | 1 | 2 |
| 9 | Lucy WATKINS | | | | | | |
| 10 | Allira HUDSON-GOFERS | | | | | | 2 |
| 11 | Aline VIANA | | | | | 1 | 1 |
| 20 | Jessica FALLAH | | | | | | 1 |
| 23 | Amy THOMAS | | | | | | |
| Team | | | | | | | |
| Totals | | 3 | | | | 2 | 14 |

2nd Period

| | | |
|------------|--------|------------------|
| MANSOUR C. | 2 : 0 | |
| MANSOUR C. | 4 : 0 | |
| MANSOUR C. | 6 : 0 | |
| | 6 : 1 | CLARK K. |
| MANSOUR C. | 8 : 1 | |
| SNYDER R. | 10 : 1 | |
| SNYDER R. | 12 : 1 | |
| VAN RYN A. | 14 : 1 | |
| HEELEY C. | 16 : 1 | |
| | 16 : 3 | FALLAH J. |
| MANSOUR C. | 18 : 3 | |
| | 18 : 5 | VIANA A. |
| | 18 : 7 | HUDSON-GOFERS A. |
| VAN RYN A. | 20 : 7 | |

| | | | | | | | |
|----------------|--------------------|----------|----------------------|---------------|------------------------------------|---------|--|
| Legend: | % Efficiency | 1-Pt No. | 1-Point-Shots Number | 1-Pt Spin P6m | 1-Point-Spinshots 6m Penalty Shots | DR Spin | Disqualification with Report Spinshots |
| | GG Golden Goal | S+D | 2nd Suspension | | | | |
| | SUS 1st Suspension | | | | | | |

Timing and Results provided by  TISSOT





Match No.: 6 Court 2

Start List

MEX - NOR

Referees: Pablo MARTINEZ ISOLA (URU) / Luis MONICO OTTADO (URU)

Technical Delegate A: Garrett PERKINS (USA)
Technical Delegate B: Jerome ROLLAND (FRA)
Timekeeper: Nichlas NYGAARD (DEN)
Secretary: Jonas PRIMDAHL (DEN)

MEX - Mexico

| No. | Name | Date of Birth | Competition Statistics | | | | | | | |
|-----------------------------|------------------|---------------|------------------------|--------|------|------|-----|-----|----|--|
| | | | MP | Points | 1-Pt | 2-Pt | SUS | S+D | DR | |
| 5 | Ana HERNANDEZ | 29 NOV 1989 | 1 | | | | 0/3 | | | |
| 6 | Claudia MACIAS | 22 JUL 1992 | 1 | 10 | | | 5/5 | | | |
| 7 | Gabriela SALAZAR | 24 JUL 1994 | 1 | | | | | | | |
| 8 | Itzel VARGAS | 3 AUG 2000 | 1 | 7 | 1/1 | | 3/7 | | | |
| 9 | Lucia BERRA | 1 JAN 1998 | 1 | | | | | 1 | | |
| 10 | Fernanda RIVERA | 27 JUL 1991 | 1 | 2 | | | 1/1 | | | |
| 11 | Martha MEJIA | 11 APR 1992 | 1 | 2 | | | 1/1 | | | |
| 12 | Edna URESTY | 30 JUN 1995 | 1 | 14 | | | 7/9 | | | |
| 14 | Andrea de LEON | 10 DEC 1997 | 1 | | | | | 1 | | |
| 15 | Adela VALENZUELA | 30 JUL 1992 | 1 | | | | | | | |
| Head Coach Miguel CONTRERAS | | | | | | | | | | |

| MEX Played | | |
|------------|-----|--------|
| PR | GER | 0-2 |
| PR | NOR | 11 JUL |
| PR | AUS | 12 JUL |
| PR | USA | 13 JUL |
| PR | ARG | 13 JUL |

NOR - Norway

| No. | Name | Date of Birth | Competition Statistics | | | | | | | |
|-----------------------------|----------------------|---------------|------------------------|--------|------|------|-----|-----|----|--|
| | | | MP | Points | 1-Pt | 2-Pt | SUS | S+D | DR | |
| 1 | Thea GRANLUND | 12 JUL 1995 | 1 | | | | | | | |
| 3 | Elisabeth HAMMERSTAD | 27 JUN 1993 | 1 | | | | | | | |
| 4 | Martine WELFLER | 27 OCT 1991 | 1 | 12 | | | 6/7 | | | |
| 5 | Marielle MARTINSEN | 14 FEB 1995 | 1 | 15 | 1/1 | | 7/9 | | | |
| 6 | Hanne OLSVIK | 9 OCT 2000 | 1 | | | | | | | |
| 8 | Susanne PETERSEN | 17 SEP 1996 | 1 | 2 | | | 1/1 | | | |
| 10 | Maren SJAAMO | 9 JAN 2001 | 1 | 8 | | | 4/5 | | | |
| 14 | Ine GRIMSRUD | 28 MAR 2001 | 1 | 4 | | | 2/5 | | | |
| 16 | Tonje LERSTAD | 9 OCT 1996 | 1 | | | | 0/1 | | | |
| 19 | Thina OYESVOLD | 7 OCT 2000 | 1 | | | | | | | |
| Head Coach Eskil ANDREASSEN | | | | | | | | | | |

| NOR Played | | |
|------------|-----|--------|
| PR | USA | 2-0 |
| PR | MEX | 11 JUL |
| PR | GER | 12 JUL |
| PR | ARG | 13 JUL |
| PR | AUS | 13 JUL |

| Legend: | | | | | | | |
|---------|-----------------|------|----------------|--------|-------------------|-----|-------------------------|
| 1-Pt | 1-Point Shots | 2-Pt | 2-Point Shots | PL 5-7 | Placement 5-7 | DR | Disqualification+Report |
| MP | Matches played | No. | Uniform Number | PR | Preliminary Round | SUS | 1st Suspensions |
| S+D | 2nd Suspensions | | | | | | |

Timing and Results provided by 





Match No.: 6 Court 2

Results

Mexico 0 vs 2 Norway

Referees:
Pablo MARTINEZ ISOLA (URU)
Luis MONICO OTTADO (URU)

1st Period: 18 - 23
2nd Period: 16 - 19

MEX - Mexico

Headcoach: Miguel CONTRERAS

Team time outs: 1

| No. | Name | Total | | | | Goals / Shots | | | | | | | Punishments | | |
|--------|------------------|--------|-------|-------|-----|---------------|-----------|--------|-----------|------------|-------------|-------|-------------|-----|----|
| | | Points | Goals | Shots | % | 1-Pt All | 1-Pt Spin | Spin | In-flight | Specialist | Direct Goal | P6m | SUS | S+D | DR |
| 5 | Ana HERNANDEZ | 2 | 1 | 1 | 100 | | | | | 1 / 1 | | | | | |
| 6 | Claudia MACIAS | 12 | 6 | 9 | 67 | | | 0 / 3 | 4 / 4 | 2 / 2 | | | | | |
| 7 | Gabriela SALAZAR | | | | | | | | | | | | | | |
| 8 | Itzel VARGAS | 6 | 3 | 5 | 60 | | | 1 / 2 | 1 / 2 | | | 1 / 1 | | | |
| 9 | Lucia BERRA | | | | | | | | | | | | | | |
| 10 | Fernanda RIVERA | 3 | 2 | 3 | 67 | 1 / 1 | | | 1 / 2 | | | | | | |
| 11 | Martha MEJIA | 4 | 2 | 4 | 50 | | | 2 / 3 | 0 / 1 | | | | | | |
| 12 | Edna URESTY | 7 | 4 | 6 | 67 | 1 / 1 | | 1 / 2 | 2 / 3 | | | | | | |
| 14 | Andrea de LEON | | | | | | | | | | | | | | |
| 15 | Adela VALENZUELA | | | | | | | | | | | | | | |
| Totals | | 34 | 18 | 28 | 64 | 2 / 2 | | 4 / 10 | 8 / 12 | 3 / 3 | | 1 / 1 | | | |

| No. | Goalkeeper | Total | | | Saves / Shots | | | | | | |
|--------|------------------|-------|-------|----|---------------|-----------|--------|-----------|------------|-------------|-----|
| | | Saves | Shots | % | 1-Pt All | 1-Pt Spin | Spin | In-flight | Specialist | Direct Goal | P6m |
| 15 | Adela VALENZUELA | 5 | 27 | 19 | 0 / 2 | | 3 / 17 | 1 / 3 | 1 / 4 | 0 / 1 | |
| Totals | | 5 | 27 | 19 | 0 / 2 | | 3 / 17 | 1 / 3 | 1 / 4 | 0 / 1 | |


NOR - Norway

Headcoach: Eskil ANDREASSEN

Team time outs: 1

| No. | Name | Total | | | | Goals / Shots | | | | | | | Punishments | | |
|--------|----------------------|--------|-------|-------|-----|---------------|-----------|---------|-----------|------------|-------------|-----|-------------|-----|----|
| | | Points | Goals | Shots | % | 1-Pt All | 1-Pt Spin | Spin | In-flight | Specialist | Direct Goal | P6m | SUS | S+D | DR |
| 1 | Thea GRANLUND | | | | | | | | | | | | | | |
| 3 | Elisabeth HAMMERSTAD | | | | | | | | | | | | | | |
| 4 | Martine WELFLER | 25 | 13 | 15 | 87 | 1 / 1 | | 10 / 12 | 2 / 2 | | | | | | |
| 5 | Marielle MARTINSEN | 4 | 2 | 2 | 100 | | | 2 / 2 | | | | | | | |
| 6 | Hanne OLSVIK | | 0 | 1 | 0 | | | | | 0 / 1 | | | | | |
| 8 | Susanne PETTERSEN | | | | | | | | | | | | | | |
| 10 | Maren SJAAMO | 6 | 3 | 5 | 60 | | | | | 3 / 5 | | | | | |
| 14 | Ine GRIMSRUD | 4 | 2 | 3 | 67 | | | 2 / 3 | | | | | | | |
| 16 | Tonje LERSTAD | 2 | 1 | 1 | 100 | | | | | | 1 / 1 | | | | |
| 19 | Thina OYESVOLD | 1 | 1 | 3 | 33 | 1 / 1 | | 0 / 1 | 0 / 1 | | | | | | |
| Totals | | 42 | 22 | 30 | 73 | 2 / 2 | | 14 / 18 | 2 / 3 | 3 / 6 | 1 / 1 | | | | |

| No. | Goalkeeper | Total | | | Saves / Shots | | | | | | |
|--------|---------------|-------|-------|----|---------------|-----------|-------|-----------|------------|-------------|-------|
| | | Saves | Shots | % | 1-Pt All | 1-Pt Spin | Spin | In-flight | Specialist | Direct Goal | P6m |
| 16 | Tonje LERSTAD | 6 | 24 | 25 | 0 / 2 | | 3 / 7 | 3 / 11 | 0 / 3 | | 0 / 1 |
| Totals | | 6 | 24 | 25 | 0 / 2 | | 3 / 7 | 3 / 11 | 0 / 3 | | 0 / 1 |

Timing and Results provided by  TISSOT



Match No.: 6 Court 2

Results

| Team Comparison | 1st Period | | | | 2nd Period | | | |
|--------------------|-------------|-----|-------------|-----|-------------|-----|-------------|-----|
| | Mexico | | Norway | | Mexico | | Norway | |
| | Goals/Shots | % | Goals/Shots | % | Goals/Shots | % | Goals/Shots | % |
| In-flight Shots | 3 / 5 | 60 | | | 5 / 7 | 71 | 2 / 3 | 67 |
| Spin Shots | 4 / 6 | 67 | 8 / 10 | 80 | 0 / 4 | 0 | 6 / 8 | 75 |
| Specialist Shots | 2 / 2 | 100 | 2 / 3 | 67 | 1 / 1 | 100 | 1 / 3 | 33 |
| 1-Point Shots | | | 1 / 1 | 100 | 2 / 2 | 100 | 1 / 1 | 100 |
| Direct Goal Shots | | | 1 / 1 | 100 | | | | |
| 6-meter Shots | | | | | 1 / 1 | 100 | | |
| 1-Point Spin Shots | | | | | | | | |



Match No.: 6 Court 2

Results

Mexico 0 vs 2 Norway

Referees:
Pablo MARTINEZ ISOLA (URU)
Luis MONICO OTTADO (URU)

1st Period: 18 - 23
2nd Period: 16 - 19

MEX - Mexico

| No. | Name | Technical skills | | | | | |
|--------|------------------|------------------|--------|---------------|-------------------|---------------|-----------|
| | | Assists | Steals | Blocked Shots | Received 6m Fouls | Penalty Fouls | Turnovers |
| 5 | Ana HERNANDEZ | 3 | | | | | 2 |
| 6 | Claudia MACIAS | 4 | | | | | 2 |
| 7 | Gabriela SALAZAR | | | | | | |
| 8 | Itzel VARGAS | 1 | | | | | 2 |
| 9 | Lucia BERRA | | | | | | |
| 10 | Fernanda RIVERA | | | | | | |
| 11 | Martha MEJIA | | | | | | 1 |
| 12 | Edna URESTY | | | | | | 2 |
| 14 | Andrea de LEON | | | | | | |
| 15 | Adela VALENZUELA | | | | | | |
| Team | | | | | | | |
| Totals | | 8 | | | | | 9 |

Running Score

MEX - NOR

1st Period

| | |
|-----------|---------------------|
| MEJIA M. | 2 : 0 |
| MACIAS C. | 2 : 2 WELFLER M. |
| VARGAS I. | 4 : 4 SJAAMO M. |
| MEJIA M. | 6 : 4 SJAAMO M. |
| URESTY E. | 8 : 6 |
| MACIAS C. | 8 : 8 MARTINSEN M. |
| URESTY E. | 10 : 8 |
| MACIAS C. | 12 : 8 |
| URESTY E. | 12 : 10 WELFLER M. |
| URESTY E. | 14 : 10 |
| URESTY E. | 14 : 12 WELFLER M. |
| URESTY E. | 14 : 14 WELFLER M. |
| URESTY E. | 14 : 16 LERSTAD T. |
| URESTY E. | 14 : 18 WELFLER M. |
| URESTY E. | 14 : 20 GRIMSRUD I. |
| URESTY E. | 14 : 21 WELFLER M. |
| MACIAS C. | 16 : 21 |
| MACIAS C. | 16 : 23 WELFLER M. |
| MACIAS C. | 18 : 23 |


NOR - Norway

| No. | Name | Technical skills | | | | | |
|--------|----------------------|------------------|--------|---------------|-------------------|---------------|-----------|
| | | Assists | Steals | Blocked Shots | Received 6m Fouls | Penalty Fouls | Turnovers |
| 1 | Thea GRANLUND | | | | | | |
| 3 | Elisabeth HAMMERSTAD | | | | | | |
| 4 | Martine WELFLER | | | | | | |
| 5 | Marielle MARTINSEN | | | | | | |
| 6 | Hanne OLSVIK | | | | | | |
| 8 | Susanne PETERSEN | | | 1 | | | |
| 10 | Maren SJAAMO | | | | | | 1 |
| 14 | Ine GRIMSRUD | 2 | | | | | 3 |
| 16 | Tonje LERSTAD | 1 | | | | | |
| 19 | Thina OYESVOLD | | | | | | |
| Team | | | | | | | |
| Totals | | 3 | | 1 | | | 4 |

2nd Period

| | |
|--------------|---------------------|
| URESTY E. | 1 : 0 |
| URESTY E. | 1 : 2 WELFLER M. |
| URESTY E. | 1 : 4 WELFLER M. |
| URESTY E. | 1 : 6 WELFLER M. |
| URESTY E. | 3 : 6 |
| URESTY E. | 3 : 8 WELFLER M. |
| URESTY E. | 3 : 10 GRIMSRUD I. |
| URESTY E. | 3 : 12 SJAAMO M. |
| RIVERA F. | 4 : 12 |
| RIVERA F. | 4 : 14 MARTINSEN M. |
| RIVERA F. | 4 : 16 WELFLER M. |
| RIVERA F. | 4 : 18 WELFLER M. |
| VARGAS I. | 6 : 18 |
| HERNANDEZ A. | 8 : 18 |
| RIVERA F. | 10 : 18 |
| VARGAS I. | 12 : 18 |
| VARGAS I. | 12 : 19 OYESVOLD T. |
| MACIAS C. | 14 : 19 |
| MACIAS C. | 16 : 19 |

| Legend: | | | | | | | |
|---------|----------------|------|----------------|-----------|-------------------|------|------------------------------|
| % | Efficiency | 1-Pt | 1-Point-Shots | 1-Pt Spin | 1-Point-Spinshots | DR | Disqualification with Report |
| GG | Golden Goal | No. | Number | P6m | 6m Penalty Shots | Spin | Spinnshots |
| SUS | 1st Suspension | S+D | 2nd Suspension | | | | |

Timing and Results provided by  TISSOT



Match No.: 7 Court 1

Start List

NOR - GER

Referees: Boris MANDAK (SVK) / Mario RUDINSKY (SVK)

Technical Delegate A: Agnieszka SKOWRONEK (POL)
Technical Delegate B: Garrett PERKINS (USA)
Timekeeper: Tea LACKOVIC (CRO)
Secretary: Natasa VISNJIC (CRO)

NOR - Norway

| No. | Name | Date of Birth | Competition Statistics | | | | | | |
|------------------------------------|----------------------|---------------|------------------------|--------|------|-------|-----|-----|----|
| | | | MP | Points | 1-Pt | 2-Pt | SUS | S+D | DR |
| 1 | Thea GRANLUND | 12 JUL 1995 | 2 | | | | | | |
| 3 | Elisabeth HAMMERSTAD | 27 JUN 1993 | 2 | | | | | | |
| 4 | Martine WELFLER | 27 OCT 1991 | 2 | 37 | 1/1 | 18/21 | | | |
| 5 | Marielle MARTINSEN | 14 FEB 1995 | 2 | 19 | 1/1 | 9/11 | | | |
| 6 | Hanne OLSVIK | 9 OCT 2000 | 2 | | | 0/1 | | | |
| 8 | Susanne PETTERSEN | 17 SEP 1996 | 2 | 2 | | 1/1 | | | |
| 10 | Maren SJAAMO | 9 JAN 2001 | 2 | 14 | | 7/10 | | | |
| 14 | Ine GRIMSRUD | 28 MAR 2001 | 2 | 8 | | 4/8 | | | |
| 16 | Tonje LERSTAD | 9 OCT 1996 | 2 | 2 | | 1/2 | | | |
| 19 | Thina OYESVOLD | 7 OCT 2000 | 2 | 1 | 1/1 | 0/2 | | | |
| Head Coach Eskil ANDREASSEN | | | | | | | | | |

| NOR Played | | |
|------------|-----|--------|
| PR | USA | 2-0 |
| PR | MEX | 2-0 |
| PR | GER | 12 JUL |
| PR | ARG | 13 JUL |
| PR | AUS | 13 JUL |

GER - Germany

| No. | Name | Date of Birth | Competition Statistics | | | | | | |
|---------------------------------------|-----------------------|---------------|------------------------|--------|------|-------|-----|-----|----|
| | | | MP | Points | 1-Pt | 2-Pt | SUS | S+D | DR |
| 5 | Kirsten Sophie WALTER | 21 FEB 1996 | 2 | 2 | | 1/1 | 2 | | |
| 6 | Michelle SCHAFER | 19 NOV 2003 | 2 | 10 | | 5/8 | | | |
| 8 | Belen GETTWART | 15 MAR 2002 | 2 | 16 | | 8/11 | | | |
| 10 | Isabel KATTNER | 17 OCT 2000 | 2 | 26 | | 13/17 | | | |
| 17 | Lena KLINGLER | 3 OCT 2000 | 2 | 11 | 1/1 | 5/9 | | | |
| 20 | Katharina FILTER | 4 FEB 1999 | 2 | 4 | | 2/2 | | | |
| 26 | Carolin HUBNER | 5 JUN 2004 | 2 | 2 | | 1/1 | | | |
| 33 | Lucie KRETZSCHMAR | 7 AUG 2000 | 2 | 2 | | 1/1 | | | |
| 34 | Liv SUCHTING | 29 MAY 2000 | 2 | | | | 1 | | |
| 66 | Amelie MOLLMANN | 22 MAY 2001 | 2 | 28 | | 14/21 | | | |
| Head Coach Alexander NOVAKOVIC | | | | | | | | | |

| GER Played | | |
|------------|-----|--------|
| PR | MEX | 2-0 |
| PR | ARG | 2-1 |
| PR | NOR | 12 JUL |
| PR | AUS | 13 JUL |
| PR | USA | 13 JUL |

| Legend: | | | | | | | |
|---------|-----------------|------|----------------|--------|-------------------|-----|-------------------------|
| 1-Pt | 1-Point Shots | 2-Pt | 2-Point Shots | PL 5-7 | Placement 5-7 | DR | Disqualification+Report |
| MP | Matches played | No. | Uniform Number | PR | Preliminary Round | SUS | 1st Suspensions |
| S+D | 2nd Suspensions | | | | | | |

Timing and Results provided by 





Match No.: 7 Court 1

Results

Norway 1 vs 2 Germany

Referees:
Boris MANDAK (SVK)
Mario RUDINSKY (SVK)

1st Period: 16 - 14
2nd Period: 16 - 23
Shootout: 6 - 7

NOR - Norway

Headcoach: Eskil ANDREASSEN

Team time outs: 1

| No. | Name | Total | | | | Goals / Shots | | | | | | Punishments | | | |
|--------|----------------------|--------|-------|-------|-----|---------------|-----------|---------|-----------|------------|-------------|-------------|-----|-----|----|
| | | Points | Goals | Shots | % | 1-Pt All | 1-Pt Spin | Spin | In-flight | Specialist | Direct Goal | P6m | SUS | S+D | DR |
| 1 | Thea GRANLUND | | | | | | | | | | | | | | |
| 3 | Elisabeth HAMMERSTAD | 2 | 1 | 2 | 50 | | | 1 / 1 | 0 / 1 | | | | 1 | | |
| 4 | Martine WELFLER | 6 | 3 | 3 | 100 | | | 3 / 3 | | | | | | | |
| 5 | Marielle MARTINSEN | 16 | 8 | 11 | 73 | | | 5 / 8 | 1 / 1 | | | 2 / 2 | | | |
| 6 | Hanne OLSVIK | | | | | | | | | | | | | | |
| 8 | Susanne PETTERSEN | 4 | 2 | 3 | 67 | | | 0 / 1 | | | | 2 / 2 | | | |
| 10 | Maren SJAAMO | 6 | 3 | 6 | 50 | | | | | 3 / 6 | | | | | |
| 14 | Ine GRIMSRUD | 4 | 2 | 4 | 50 | | | 2 / 4 | | | | | | | |
| 16 | Tonje LERSTAD | | | | | | | | | | | | 1 | | |
| 19 | Thina OYESVOLD | | | | | | | | | | | | | | |
| Totals | | 38 | 19 | 29 | 66 | | | 11 / 17 | 1 / 2 | 3 / 6 | | 4 / 4 | 2 | | |


| No. | Goalkeeper | Total | | | Saves / Shots | | | | | | | |
|--------|----------------------|-------|-------|----|---------------|-----------|--------|-----------|------------|-------------|-------|--|
| | | Saves | Shots | % | 1-Pt All | 1-Pt Spin | Spin | In-flight | Specialist | Direct Goal | P6m | |
| 1 | Thea GRANLUND | 0 | 2 | 0 | 0 / 1 | | 0 / 1 | | | | | |
| 3 | Elisabeth HAMMERSTAD | 0 | 1 | 0 | | | 0 / 1 | | | | | |
| 10 | Maren SJAAMO | | | | | | | | | | | |
| 16 | Tonje LERSTAD | 7 | 27 | 26 | 0 / 1 | | 5 / 20 | 1 / 1 | 1 / 3 | | 0 / 2 | |
| Totals | | 7 | 30 | 23 | 0 / 2 | | 5 / 22 | 1 / 1 | 1 / 3 | | 0 / 2 | |

GER - Germany

Headcoach: Alexander NOVAKOVIC

| No. | Name | Total | | | | Goals / Shots | | | | | | Punishments | | | |
|--------|-----------------------|--------|-------|-------|-----|---------------|-----------|---------|-----------|------------|-------------|-------------|-----|-----|----|
| | | Points | Goals | Shots | % | 1-Pt All | 1-Pt Spin | Spin | In-flight | Specialist | Direct Goal | P6m | SUS | S+D | DR |
| 5 | Kirsten Sophie WALTER | 2 | 1 | 1 | 100 | | | 1 / 1 | | | | | 1 | | |
| 6 | Michelle SCHAFFER | 4 | 2 | 3 | 67 | | | | | 2 / 3 | | | | | |
| 8 | Belen GETTWART | 14 | 7 | 7 | 100 | | | 5 / 5 | | | | 2 / 2 | | | |
| 10 | Isabel KATTNER | 5 | 3 | 5 | 60 | 1 / 1 | | 2 / 3 | 0 / 1 | | | | | | |
| 17 | Lena KLINGLER | | 0 | 5 | 0 | | | 0 / 5 | | | | | | | |
| 20 | Katharina FILTER | | 0 | 1 | 0 | | | | | | 0 / 1 | | | | |
| 26 | Carolin HUBNER | | | | | | | | | | | | | | |
| 33 | Lucie KRETZSCHMAR | 1 | 1 | 1 | 100 | 1 / 1 | | | | | | | | | |
| 34 | Liv SUCHTING | | | | | | | | | | | | 1 | | |
| 66 | Amelie MOLLMANN | 18 | 9 | 11 | 82 | | | 9 / 11 | | | | | | | |
| Totals | | 44 | 23 | 34 | 68 | 2 / 2 | | 17 / 25 | 0 / 1 | 2 / 3 | 0 / 1 | 2 / 2 | 2 | | |

| No. | Goalkeeper | Total | | | Saves / Shots | | | | | | | |
|--------|------------------|-------|-------|----|---------------|-----------|--------|-----------|------------|-------------|-------|--|
| | | Saves | Shots | % | 1-Pt All | 1-Pt Spin | Spin | In-flight | Specialist | Direct Goal | P6m | |
| 10 | Isabel KATTNER | 1 | 3 | 33 | | | 1 / 3 | | | | | |
| 20 | Katharina FILTER | 4 | 21 | 19 | | | 3 / 12 | 1 / 2 | 0 / 3 | | 0 / 4 | |
| Totals | | 5 | 24 | 21 | | | 4 / 15 | 1 / 2 | 0 / 3 | | 0 / 4 | |

Timing and Results provided by  TISSOT



Match No.: 7 Court 1

Results

| Team Comparison | 1st Period | | | | 2nd Period | | | |
|--------------------|-------------|-----|-------------|----|-------------|-----|-------------|-----|
| | Norway | | Germany | | Norway | | Germany | |
| | Goals/Shots | % | Goals/Shots | % | Goals/Shots | % | Goals/Shots | % |
| In-flight Shots | | | 0 / 1 | 0 | 1 / 2 | 50 | | |
| Spin Shots | 5 / 8 | 63 | 7 / 12 | 58 | 3 / 4 | 75 | 7 / 10 | 70 |
| Specialist Shots | 2 / 4 | 50 | 0 / 1 | 0 | 1 / 2 | 50 | 2 / 2 | 100 |
| 1-Point Shots | | | | | | | 1 / 1 | 100 |
| Direct Goal Shots | | | | | | | | |
| 6-meter Shots | 1 / 1 | 100 | | | 3 / 3 | 100 | 2 / 2 | 100 |
| 1-Point Spin Shots | | | | | | | | |



Match No.: 7 Court 1

Results

Norway 1 vs 2 Germany

Referees:
Boris MANDAK (SVK)
Mario RUDINSKY (SVK)

1st Period: 16 - 14
2nd Period: 16 - 23
Shootout: 6 - 7

NOR - Norway

| No. | Name | Technical skills | | | | | |
|--------|----------------------|------------------|--------|---------------|-------------------|---------------|-----------|
| | | Assists | Steals | Blocked Shots | Received 6m Fouls | Penalty Fouls | Turnovers |
| 1 | Thea GRANLUND | | | | | | |
| 3 | Elisabeth HAMMERSTAD | | | | | | |
| 4 | Martine WELFLER | 2 | | | 2 | | 1 |
| 5 | Marielle MARTINSEN | 1 | | | 2 | 2 | 1 |
| 6 | Hanne OLSVIK | | | | | | |
| 8 | Susanne PETERSEN | | | | | | |
| 10 | Maren SJAAMO | | | | | | |
| 14 | Ine GRIMSRUD | 1 | | | | | 6 |
| 16 | Tonje LERSTAD | | | | | | |
| 19 | Thina OYESVOLD | | | | | | |
| Team | | | | | | | 2 |
| Totals | | 4 | | | 4 | 2 | 10 |

GER - Germany

| No. | Name | Technical skills | | | | | |
|--------|-----------------------|------------------|--------|---------------|-------------------|---------------|-----------|
| | | Assists | Steals | Blocked Shots | Received 6m Fouls | Penalty Fouls | Turnovers |
| 5 | Kirsten Sophie WALTER | | 1 | | | | |
| 6 | Michelle SCHAFER | 1 | | | | | 1 |
| 8 | Belen GETTWART | 1 | | | | | 2 |
| 10 | Isabel KATTNER | | | | 1 | | 2 |
| 17 | Lena KLINGLER | | | | | | |
| 20 | Katharina FILTER | | | | | | |
| 26 | Carolin HUBNER | | | | | | |
| 33 | Lucie KRETZSCHMAR | | 1 | | | 1 | |
| 34 | Liv SUCHTING | | | | | 3 | |
| 66 | Amelie MOLLMANN | 1 | | | 1 | | 2 |
| Team | | | | | | | |
| Totals | | 3 | 2 | | 2 | 4 | 7 |

Running Score

NOR - GER

1st Period

| | | |
|--------------|---------|-------------|
| MARTINSEN M. | 2 : 0 | |
| | 2 : 2 | MOLLMANN A. |
| | 2 : 4 | MOLLMANN A. |
| MARTINSEN M. | 4 : 4 | |
| | 4 : 6 | MOLLMANN A. |
| GRIMSRUD I. | 6 : 6 | |
| | 6 : 8 | MOLLMANN A. |
| | 6 : 10 | MOLLMANN A. |
| SJAAMO M. | 8 : 10 | |
| | 8 : 12 | MOLLMANN A. |
| MARTINSEN M. | 10 : 12 | |
| MARTINSEN M. | 12 : 12 | |
| | 12 : 14 | MOLLMANN A. |
| GRIMSRUD I. | 14 : 14 | |
| SJAAMO M. | 16 : 14 | |


2nd Period

| | | |
|--------------|---------|-------------|
| | 0 : 2 | MOLLMANN A. |
| | 0 : 4 | GETTWART B. |
| MARTINSEN M. | 2 : 4 | |
| | 2 : 6 | MOLLMANN A. |
| WELFLER M. | 4 : 6 | |
| | 4 : 8 | GETTWART B. |
| MARTINSEN M. | 6 : 8 | |
| | 6 : 10 | GETTWART B. |
| WELFLER M. | 8 : 10 | |
| | 8 : 12 | KATTNER I. |
| PETERSEN S. | 10 : 12 | |
| | 10 : 14 | GETTWART B. |
| SJAAMO M. | 12 : 14 | |
| | 12 : 16 | SCHAFER M. |
| PETERSEN S. | 14 : 16 | |
| | 14 : 18 | GETTWART B. |
| MARTINSEN M. | 16 : 18 | |
| | 16 : 20 | SCHAFER M. |
| | 16 : 21 | KATTNER I. |
| | 16 : 23 | GETTWART B. |

Shootout

| | | |
|---------------|-------|----------------|
| HAMMERSTAD E. | 2 : 0 | |
| | 2 : 2 | KATTNER I. |
| | 2 : 4 | GETTWART B. |
| | 2 : 6 | WALTER K. |
| WELFLER M. | 4 : 6 | |
| | 4 : 7 | KRETZSCHMAR L. |
| MARTINSEN M. | 6 : 7 | |

| Legend: | | | | | | | |
|---------|----------------|------|----------------|-----------|-------------------|------|------------------------------|
| % | Efficiency | 1-Pt | 1-Point-Shots | 1-Pt Spin | 1-Point-Spinshots | DR | Disqualification with Report |
| GG | Golden Goal | No. | Number | P6m | 6m Penalty Shots | Spin | Spinnshots |
| SUS | 1st Suspension | S+D | 2nd Suspension | | | | |

Timing and Results provided by  TISSOT



Match No.: 8 Court 1

Start List

ARG - USA

Referees: Josue RESENDIZ (MEX) / Jesus RUIZ (MEX)

Technical Delegate A: Chatchai SANGSKEELUX (THA)
Technical Delegate B: Luiz Filipe CALDAS (BRA)
Timekeeper: Laura BUCHON PEREA (ESP)
Secretary: Patricia del VALLE ENCUESTRA (ESP)

ARG - Argentina

| No. | Name | Date of Birth | Competition Statistics | | | | | | |
|-----|----------------------|---------------|------------------------|--------|------|-------|-----|-----|----|
| | | | MP | Points | 1-Pt | 2-Pt | SUS | S+D | DR |
| 2 | Agustina MIROTTA | 10 AUG 1995 | 2 | 15 | 1/1 | 7/11 | | | |
| 3 | Gisella BONOMI | 19 MAR 2000 | 2 | 25 | 3/4 | 11/14 | | | |
| 4 | Carolina PONCE | 15 MAY 2000 | 2 | | | 0/1 | | | |
| 5 | Fiorella CORIMBERTO | 29 AUG 2001 | 2 | 28 | | 14/14 | | | |
| 6 | Ivana ELIGES | 14 OCT 1983 | 2 | 10 | | 5/6 | | | |
| 7 | Gisela THURMANN | 29 JUN 1988 | 2 | | | | | | |
| 8 | Micaela CORIMBERTO | 29 AUG 2001 | 2 | 2 | | 1/1 | | | |
| 12 | Florencia BERICIO | 21 SEP 1989 | 2 | 4 | | 2/2 | | | |
| 13 | Celeste MECCIA | 26 MAY 1986 | 2 | 8 | | 4/5 | | | |
| 20 | Luciana SCORDAMAGLIA | 17 JUL 1994 | 2 | | | | 1 | | |

| ARG Played | | |
|------------|-----|--------|
| PR | AUS | 2-0 |
| PR | GER | 1-2 |
| PR | USA | 12 JUL |
| PR | NOR | 13 JUL |
| PR | MEX | 13 JUL |

Head Coach Salvador COMPARONE

USA - United States

| No. | Name | Date of Birth | Competition Statistics | | | | | | |
|-----|-------------------|---------------|------------------------|--------|------|-------|-----|-----|----|
| | | | MP | Points | 1-Pt | 2-Pt | SUS | S+D | DR |
| 3 | Courtney HEELEY | 18 MAR 1992 | 2 | 8 | | 4/8 | | | |
| 5 | Renee SNYDER | 15 DEC 1980 | 2 | 16 | | 8/12 | | | |
| 6 | Christine MANSOUR | 30 MAY 1993 | 2 | 28 | | 14/18 | | | |
| 8 | Cedar BELLOWS | 15 OCT 1992 | 2 | | | | 1 | | |
| 9 | Kimberly POPP | 6 JUL 1986 | 2 | | | | | | |
| 10 | Cecilia AGRAZ | 29 JAN 1991 | 2 | | | | | | |
| 12 | Emma JOHNSON | 26 FEB 1997 | 2 | | | | | | |
| 13 | Isabelle GOSAR | 15 MAR 1995 | 2 | | | | | | |
| 14 | Ashley van RYN | 4 AUG 1986 | 2 | 14 | | 7/14 | | | |
| 16 | Staci SELF | 6 FEB 1985 | 2 | | | | | | |

| USA Played | | |
|------------|-----|--------|
| PR | NOR | 0-2 |
| PR | AUS | 2-0 |
| PR | ARG | 12 JUL |
| PR | MEX | 13 JUL |
| PR | GER | 13 JUL |

Head Coach Lisa DUNN

| Legend: | | | | | | | |
|---------|-----------------|------|----------------|--------|-------------------|-----|-------------------------|
| 1-Pt | 1-Point Shots | 2-Pt | 2-Point Shots | PL 5-7 | Placement 5-7 | DR | Disqualification+Report |
| MP | Matches played | No. | Uniform Number | PR | Preliminary Round | SUS | 1st Suspensions |
| S+D | 2nd Suspensions | | | | | | |

Timing and Results provided by 



Match No.: 8 Court 1

Results

Argentina 2 vs 0 United States of America

Referees:
Josue RESENDIZ (MEX)
Jesus RUIZ (MEX)

1st Period: 22 - 12
2nd Period: 26 - 12

ARG - Argentina

Headcoach: Salvador COMPARONE

| No. | Name | Total | | | | Goals / Shots | | | | | | | Punishments | | |
|--------|----------------------|--------|-------|-------|-----|---------------|-----------|-------|-----------|------------|-------------|-------|-------------|-----|----|
| | | Points | Goals | Shots | % | 1-Pt All | 1-Pt Spin | Spin | In-flight | Specialist | Direct Goal | P6m | SUS | S+D | DR |
| 2 | Agustina MIROTTA | 8 | 4 | 8 | 50 | | | 0 / 1 | 4 / 7 | | | | | | |
| 3 | Gisella BONOMI | 16 | 8 | 8 | 100 | | | 2 / 2 | 6 / 6 | | | | | | |
| 4 | Carolina PONCE | 6 | 3 | 3 | 100 | | | | | 3 / 3 | | | | | |
| 5 | Fiorella CORIMBERTO | 12 | 6 | 7 | 86 | | | 5 / 6 | 1 / 1 | | | | | | |
| 6 | Ivana ELIGES | 2 | 1 | 2 | 50 | | | | | 1 / 2 | | | | | |
| 7 | Gisela THURMANN | | | | | | | | | | | | 1 | | |
| 8 | Micaela CORIMBERTO | | | | | | | | | | | | | | |
| 12 | Florencia BERICIO | 2 | 1 | 2 | 50 | | | | | | 1 / 2 | | | | |
| 13 | Celeste MECCIA | 2 | 1 | 2 | 50 | | | | | | | 1 / 2 | | | |
| 20 | Luciana SCORDAMAGLIA | | | | | | | | | | | | | | |
| Totals | | 48 | 24 | 32 | 75 | | | 7 / 9 | 11 / 14 | 4 / 5 | 1 / 2 | 1 / 2 | 1 | | |

| No. | Goalkeeper | Total | | | Saves / Shots | | | | | | | |
|--------|-------------------|-------|-------|----|---------------|-----------|-------|-----------|------------|-------------|-----|-------|
| | | Saves | Shots | % | 1-Pt All | 1-Pt Spin | Spin | In-flight | Specialist | Direct Goal | P6m | |
| 12 | Florencia BERICIO | 8 | 20 | 40 | | | 2 / 5 | 4 / 8 | 2 / 5 | | | 0 / 2 |
| Totals | | 8 | 20 | 40 | | | 2 / 5 | 4 / 8 | 2 / 5 | | | 0 / 2 |

USA - United States

Headcoach: Lisa DUNN

Team time outs: 2

| No. | Name | Total | | | | Goals / Shots | | | | | | | Punishments | | |
|--------|-------------------|--------|-------|-------|----|---------------|-----------|--------|-----------|------------|-------------|-------|-------------|-----|----|
| | | Points | Goals | Shots | % | 1-Pt All | 1-Pt Spin | Spin | In-flight | Specialist | Direct Goal | P6m | SUS | S+D | DR |
| 3 | Courtney HEELEY | 6 | 3 | 5 | 60 | | | | | 3 / 5 | | | | | |
| 5 | Renee SNYDER | | 0 | 3 | 0 | | | 0 / 3 | | | | | | | |
| 6 | Christine MANSOUR | 14 | 7 | 13 | 54 | | | 3 / 5 | 2 / 6 | | | 2 / 2 | | | |
| 8 | Cedar BELLOWS | | | | | | | | | | | | | | |
| 9 | Kimberly POPP | | | | | | | | | | | | | | |
| 10 | Cecilia AGRAZ | | | | | | | | | | | | | | |
| 12 | Emma JOHNSON | | | | | | | | | | | | | | |
| 13 | Isabelle GOSAR | | | | | | | | | | | | 1 | 1 | |
| 14 | Ashley van RYN | 4 | 2 | 7 | 29 | | | 0 / 2 | 2 / 5 | | | | | | |
| 16 | Staci SELF | | | | | | | | | | | | | | |
| Totals | | 24 | 12 | 28 | 43 | | | 3 / 10 | 4 / 11 | 3 / 5 | | 2 / 2 | 1 | 1 | |

| No. | Goalkeeper | Total | | | Saves / Shots | | | | | | | |
|--------|--------------|-------|-------|----|---------------|-----------|-------|-----------|------------|-------------|-----|-------|
| | | Saves | Shots | % | 1-Pt All | 1-Pt Spin | Spin | In-flight | Specialist | Direct Goal | P6m | |
| 12 | Emma JOHNSON | 3 | 14 | 21 | | | 1 / 5 | 0 / 7 | 1 / 1 | | | 1 / 1 |
| 16 | Staci SELF | 3 | 16 | 19 | | | 1 / 4 | 2 / 6 | 0 / 4 | 0 / 1 | | 0 / 1 |
| Totals | | 6 | 30 | 20 | | | 2 / 9 | 2 / 13 | 1 / 5 | 0 / 1 | | 1 / 2 |

Timing and Results provided by  TISSOT



Match No.: 8 Court 1

Results

| Team Comparison | 1st Period | | | | 2nd Period | | | |
|--------------------|-------------|----|--------------------------|----|-------------|-----|--------------------------|-----|
| | Argentina | | United States of America | | Argentina | | United States of America | |
| | Goals/Shots | % | Goals/Shots | % | Goals/Shots | % | Goals/Shots | % |
| In-flight Shots | 7 / 8 | 88 | 2 / 4 | 50 | 4 / 6 | 67 | 2 / 7 | 29 |
| Spin Shots | 4 / 5 | 80 | 2 / 5 | 40 | 3 / 4 | 75 | 1 / 5 | 20 |
| Specialist Shots | 0 / 1 | 0 | 2 / 4 | 50 | 4 / 4 | 100 | 1 / 1 | 100 |
| 1-Point Shots | | | | | | | | |
| Direct Goal Shots | 0 / 1 | 0 | | | 1 / 1 | 100 | | |
| 6-meter Shots | | | | | 1 / 2 | 50 | 2 / 2 | 100 |
| 1-Point Spin Shots | | | | | | | | |



Match No.: 8 Court 1

Results

Argentina 2 vs 0 United States of America

Referees:
Josue RESENDIZ (MEX)
Jesus RUIZ (MEX)

1st Period: 22 - 12
2nd Period: 26 - 12

ARG - Argentina

| No. | Name | Technical skills | | | | | |
|--------|----------------------|------------------|--------|---------------|-------------------|---------------|-----------|
| | | Assists | Steals | Blocked Shots | Received 6m Fouls | Penalty Fouls | Turnovers |
| 2 | Agustina MIROTTA | 1 | | | | | |
| 3 | Gisella BONOMI | | | | | | |
| 4 | Carolina PONCE | 1 | | | | | |
| 5 | Fiorella CORIMBERTO | 5 | | | 1 | | 1 |
| 6 | Ivana ELIGES | 4 | | | 1 | | |
| 7 | Gisela THURMANN | | | 1 | | | |
| 8 | Micaela CORIMBERTO | | | 1 | | | |
| 12 | Florencia BERICIO | | | | | | |
| 13 | Celeste MECCIA | | 1 | | | 1 | |
| 20 | Luciana SCORDAMAGLIA | | | 1 | | 1 | |
| Team | | | | | | | |
| Totals | | 11 | 1 | 3 | 2 | 2 | 1 |

Running Score
ARG - USA

1st Period

| | | |
|---------------|----|------|
| MIROTTA A. | 2 | : 0 |
| BONOMI G. | 4 | : 0 |
| | 4 | : 2 |
| CORIMBERTO F. | 6 | : 2 |
| CORIMBERTO F. | 8 | : 2 |
| MIROTTA A. | 10 | : 2 |
| | 10 | : 4 |
| BONOMI G. | 12 | : 4 |
| | 12 | : 6 |
| BONOMI G. | 14 | : 6 |
| | 14 | : 8 |
| CORIMBERTO F. | 16 | : 8 |
| | 16 | : 10 |
| | 16 | : 12 |
| CORIMBERTO F. | 18 | : 12 |
| BONOMI G. | 20 | : 12 |
| BONOMI G. | 22 | : 12 |

USA - United States

| No. | Name | Technical skills | | | | | |
|--------|-------------------|------------------|--------|---------------|-------------------|---------------|-----------|
| | | Assists | Steals | Blocked Shots | Received 6m Fouls | Penalty Fouls | Turnovers |
| 3 | Courtney HEELEY | 2 | | | | | 3 |
| 5 | Renee SNYDER | 1 | | | | | 3 |
| 6 | Christine MANSOUR | | | | | | 2 |
| 8 | Cedar BELLOWS | | | | | | |
| 9 | Kimberly POPP | | | | | | |
| 10 | Cecilia AGRAZ | | | | | | |
| 12 | Emma JOHNSON | | | | | | |
| 13 | Isabelle GOSAR | | | | | 1 | |
| 14 | Ashley van RYN | | | | 1 | | 1 |
| 16 | Staci SELF | | | | | | |
| Team | | | | | | | |
| Totals | | 3 | | | 1 | 1 | 9 |

2nd Period

| | | |
|---------------|----|------|
| | 0 | : 2 |
| CORIMBERTO F. | 2 | : 2 |
| | 2 | : 4 |
| | 2 | : 6 |
| MIROTTA A. | 4 | : 6 |
| | 4 | : 8 |
| BERICIO F. | 6 | : 8 |
| PONCE C. | 8 | : 8 |
| CORIMBERTO F. | 10 | : 8 |
| BONOMI G. | 12 | : 8 |
| BONOMI G. | 14 | : 8 |
| ELIGES I. | 16 | : 8 |
| BONOMI G. | 18 | : 8 |
| MIROTTA A. | 20 | : 8 |
| | 20 | : 10 |
| PONCE C. | 22 | : 10 |
| MECCIA C. | 24 | : 10 |
| | 24 | : 12 |
| PONCE C. | 26 | : 12 |

| | | | | | | | |
|----------------|--------------------|----------|----------------|---------------|------------------------------------|---------|--|
| Legend: | % Efficiency | 1-Pt No. | 1-Point-Shots | 1-Pt Spin P6m | 1-Point-Spinshots 6m Penalty Shots | DR Spin | Disqualification with Report Spinshots |
| | GG Golden Goal | S+D | 2nd Suspension | | | | |
| | SUS 1st Suspension | | | | | | |

Timing and Results provided by TISSOT





Match No.: 9 Court 1

Start List

AUS - MEX

Referees: Tea LACKOVIC (CRO) / Natasa VISNJIC (CRO)

Technical Delegate A: Juan de ARMA (ARG)
Technical Delegate B: Ioannis MEIMARIDIS (GRE)
Timekeeper: Boris MANDAK (SVK)
Secretary: Mario RUDINSKY (SVK)

AUS - Australia

| No. | Name | Date of Birth | Competition Statistics | | | | | | |
|--------------------------------|----------------------|---------------|------------------------|--------|------|------|-----|-----|----|
| | | | MP | Points | 1-Pt | 2-Pt | SUS | S+D | DR |
| 3 | Annabel MILLS | 17 JUL 2000 | 2 | 4 | | | | | |
| 4 | Jessie WOOD | 17 MAR 1997 | 2 | | | 0/2 | | | |
| 5 | Erin STRONG | 7 OCT 1990 | 2 | | | | | | |
| 6 | Kaycee CLARK | 16 MAR 2002 | 2 | 5 | 1/1 | 2/7 | | | |
| 8 | Haylee WILSON | 8 FEB 1993 | 2 | 4 | | 2/3 | 1 | | |
| 9 | Lucy WATKINS | 23 MAR 2002 | 2 | | | | | | |
| 10 | Allira HUDSON-GOFERS | 17 APR 1982 | 2 | 9 | 1/2 | 4/8 | | | |
| 11 | Aline VIANA | 16 JUL 1985 | 2 | 2 | | 1/9 | | | |
| 20 | Jessica FALLAH | 10 JUL 1999 | 2 | 7 | 1/1 | 3/6 | | | |
| 23 | Amy THOMAS | 2 SEP 2000 | 2 | | | | | | |
| Head Coach Andrew KELSO | | | | | | | | | |

| AUS Played | | |
|------------|-----|--------|
| PR | ARG | 0-2 |
| PR | USA | 0-2 |
| PR | MEX | 12 JUL |
| PR | GER | 13 JUL |
| PR | NOR | 13 JUL |

MEX - Mexico

| No. | Name | Date of Birth | Competition Statistics | | | | | | |
|------------------------------------|------------------|---------------|------------------------|--------|------|-------|-----|-----|----|
| | | | MP | Points | 1-Pt | 2-Pt | SUS | S+D | DR |
| 5 | Ana HERNANDEZ | 29 NOV 1989 | 2 | 2 | | 1/4 | | | |
| 6 | Claudia MACIAS | 22 JUL 1992 | 2 | 22 | | 11/14 | | | |
| 7 | Gabriela SALAZAR | 24 JUL 1994 | 2 | | | | | | |
| 8 | Itzel VARGAS | 3 AUG 2000 | 2 | 13 | 1/1 | 6/12 | | | |
| 9 | Lucia BERRA | 1 JAN 1998 | 2 | | | | 1 | | |
| 10 | Fernanda RIVERA | 27 JUL 1991 | 2 | 5 | 1/1 | 2/3 | | | |
| 11 | Martha MEJIA | 11 APR 1992 | 2 | 6 | | 3/5 | | | |
| 12 | Edna URESTY | 30 JUN 1995 | 2 | 21 | 1/1 | 10/14 | | | |
| 14 | Andrea de LEON | 10 DEC 1997 | 2 | | | | 1 | | |
| 15 | Adela VALENZUELA | 30 JUL 1992 | 2 | | | | | | |
| Head Coach Miguel CONTRERAS | | | | | | | | | |

| MEX Played | | |
|------------|-----|--------|
| PR | GER | 0-2 |
| PR | NOR | 0-2 |
| PR | AUS | 12 JUL |
| PR | USA | 13 JUL |
| PR | ARG | 13 JUL |

| Legend: | | | | | | | |
|-------------|-----------------|-------------|----------------|---------------|-------------------|------------|-------------------------|
| 1-Pt | 1-Point Shots | 2-Pt | 2-Point Shots | PL 5-7 | Placement 5-7 | DR | Disqualification+Report |
| MP | Matches played | No. | Uniform Number | PR | Preliminary Round | SUS | 1st Suspensions |
| S+D | 2nd Suspensions | | | | | | |

Timing and Results provided by  TISSOT





Match No.: 9 Court 1

Results

Australia 0 vs 2 Mexico

Referees:
Tea LACKOVIC (CRO)
Natasa VISNJIC (CRO)

1st Period: 9 - 24
2nd Period: 15 - 28

AUS - Australia

Headcoach: Andrew KELSO

Team time outs: 1

| No. | Name | Total | | | | Goals / Shots | | | | | | | Punishments | | |
|--------|----------------------|--------|-------|-------|----|---------------|-----------|--------|-----------|------------|-------------|-------|-------------|-----|----|
| | | Points | Goals | Shots | % | 1-Pt All | 1-Pt Spin | Spin | In-flight | Specialist | Direct Goal | P6m | SUS | S+D | DR |
| 3 | Annabel MILLS | 4 | 2 | 4 | 50 | | | 1 / 2 | 1 / 2 | | | | | | |
| 4 | Jessie WOOD | | | | | | | | | | | | | | |
| 5 | Erin STRONG | | | | | | | | | | | | | | |
| 6 | Kaycee CLARK | | 0 | 1 | 0 | | | | 0 / 1 | | | | 1 | | |
| 8 | Haylee WILSON | 5 | 3 | 5 | 60 | 1 / 1 | | 1 / 3 | 1 / 1 | | | | | | |
| 9 | Lucy WATKINS | | | | | | | | | | | | | | |
| 10 | Allira HUDSON-GOFERS | 4 | 2 | 4 | 50 | | | | | 2 / 3 | | 0 / 1 | | | |
| 11 | Aline VIANA | 8 | 4 | 6 | 67 | | | 2 / 3 | 1 / 2 | | | 1 / 1 | | | |
| 20 | Jessica FALLAH | 3 | 2 | 5 | 40 | 1 / 1 | | 1 / 2 | 0 / 2 | | | | | | |
| 23 | Amy THOMAS | | | | | | | | | | | | | | |
| Totals | | 24 | 13 | 25 | 52 | 2 / 2 | | 5 / 10 | 3 / 8 | 2 / 3 | | 1 / 2 | 1 | | |


| No. | Goalkeeper | Total | | | Saves / Shots | | | | | | |
|--------|-------------|-------|-------|----|---------------|-----------|--------|-----------|------------|-------------|-----|
| | | Saves | Shots | % | 1-Pt All | 1-Pt Spin | Spin | In-flight | Specialist | Direct Goal | P6m |
| 5 | Erin STRONG | 1 | 10 | 10 | | | 0 / 4 | 0 / 3 | 1 / 3 | | |
| 23 | Amy THOMAS | 0 | 17 | 0 | | | 0 / 9 | 0 / 5 | 0 / 3 | | |
| Totals | | 1 | 27 | 4 | | | 0 / 13 | 0 / 8 | 1 / 6 | | |

MEX - Mexico

Headcoach: Miguel CONTRERAS

| No. | Name | Total | | | | Goals / Shots | | | | | | | Punishments | | |
|--------|------------------|--------|-------|-------|-----|---------------|-----------|---------|-----------|------------|-------------|-----|-------------|-----|----|
| | | Points | Goals | Shots | % | 1-Pt All | 1-Pt Spin | Spin | In-flight | Specialist | Direct Goal | P6m | SUS | S+D | DR |
| 5 | Ana HERNANDEZ | | | | | | | | | | | | | | |
| 6 | Claudia MACIAS | 14 | 7 | 8 | 88 | | | 3 / 3 | | 4 / 5 | | | | | |
| 7 | Gabriela SALAZAR | | | | | | | | | | | | | | |
| 8 | Itzel VARGAS | 20 | 10 | 12 | 83 | | | 5 / 6 | 4 / 5 | 1 / 1 | | | | | |
| 9 | Lucia BERRA | | | | | | | | | | | | | | |
| 10 | Fernanda RIVERA | 2 | 1 | 1 | 100 | | | | 1 / 1 | | | | | | |
| 11 | Martha MEJIA | 2 | 1 | 2 | 50 | | | 0 / 1 | 1 / 1 | | | | | | |
| 12 | Edna URESTY | 14 | 7 | 7 | 100 | | | 5 / 5 | 2 / 2 | | | | | | |
| 14 | Andrea de LEON | | | | | | | | | | | | | | |
| 15 | Adela VALENZUELA | | | | | | | | | | | | | | |
| Totals | | 52 | 26 | 30 | 87 | | | 13 / 15 | 8 / 9 | 5 / 6 | | | | | |

| No. | Goalkeeper | Total | | | Saves / Shots | | | | | | |
|--------|------------------|-------|-------|----|---------------|-----------|-------|-----------|------------|-------------|-------|
| | | Saves | Shots | % | 1-Pt All | 1-Pt Spin | Spin | In-flight | Specialist | Direct Goal | P6m |
| 7 | Gabriela SALAZAR | 2 | 7 | 29 | | | 0 / 1 | 2 / 4 | 0 / 2 | | |
| 15 | Adela VALENZUELA | 5 | 13 | 38 | 0 / 2 | | 1 / 5 | 3 / 4 | 1 / 1 | | 0 / 1 |
| Totals | | 7 | 20 | 35 | 0 / 2 | | 1 / 6 | 5 / 8 | 1 / 3 | | 0 / 1 |

Timing and Results provided by 



Match No.: 9 Court 1

Results

| Team Comparison | 1st Period | | | | 2nd Period | | | |
|--------------------|-------------|-----|-------------|-----|-------------|-----|-------------|-----|
| | Australia | | Mexico | | Australia | | Mexico | |
| | Goals/Shots | % | Goals/Shots | % | Goals/Shots | % | Goals/Shots | % |
| In-flight Shots | 1 / 2 | 50 | 3 / 4 | 75 | 2 / 6 | 33 | 5 / 5 | 100 |
| Spin Shots | 3 / 5 | 60 | 6 / 8 | 75 | 2 / 5 | 40 | 7 / 7 | 100 |
| Specialist Shots | 0 / 1 | 0 | 3 / 3 | 100 | 2 / 2 | 100 | 2 / 3 | 67 |
| 1-Point Shots | 1 / 1 | 100 | | | 1 / 1 | 100 | | |
| Direct Goal Shots | | | | | | | | |
| 6-meter Shots | 0 / 1 | 0 | | | 1 / 1 | 100 | | |
| 1-Point Spin Shots | | | | | | | | |



Match No.: 9 Court 1

Results

Australia 0 vs 2 Mexico

Referees:
Tea LACKOVIC (CRO)
Natasa VISNJIC (CRO)

1st Period: 9 - 24
2nd Period: 15 - 28

AUS - Australia

| No. | Name | Technical skills | | | | | |
|--------|----------------------|------------------|--------|---------------|-------------------|---------------|-----------|
| | | Assists | Steals | Blocked Shots | Received 6m Fouls | Penalty Fouls | Turnovers |
| 3 | Annabel MILLS | | | | 1 | | 1 |
| 4 | Jessie WOOD | 3 | | | | | 1 |
| 5 | Erin STRONG | | | | | | |
| 6 | Kaycee CLARK | | | | | | |
| 8 | Haylee WILSON | | | | | | 2 |
| 9 | Lucy WATKINS | | | | | | |
| 10 | Allira HUDSON-GOFERS | | | | | | 1 |
| 11 | Aline VIANA | | | | 1 | | 3 |
| 20 | Jessica FALLAH | | | | | | 4 |
| 23 | Amy THOMAS | | | | | | |
| Team | | | | | | | 1 |
| Totals | | 3 | | | 2 | | 13 |

Running Score

AUS - MEX

1st Period

| | |
|-----------------|-----------|
| 0 : 2 | URESTY E. |
| 0 : 4 | VARGAS I. |
| 0 : 6 | URESTY E. |
| FALLAH J. 2 : 6 | |
| 2 : 8 | MACIAS C. |
| WILSON H. 3 : 8 | |
| 3 : 10 | VARGAS I. |
| 3 : 12 | VARGAS I. |
| 3 : 14 | URESTY E. |
| 3 : 16 | MACIAS C. |
| VIANA A. 5 : 16 | |
| VIANA A. 7 : 16 | |
| 7 : 18 | VARGAS I. |
| 7 : 20 | VARGAS I. |
| 7 : 22 | MACIAS C. |
| VIANA A. 9 : 22 | |
| 9 : 24 | MACIAS C. |

MEX - Mexico

| No. | Name | Technical skills | | | | | |
|--------|------------------|------------------|--------|---------------|-------------------|---------------|-----------|
| | | Assists | Steals | Blocked Shots | Received 6m Fouls | Penalty Fouls | Turnovers |
| 5 | Ana HERNANDEZ | 1 | | | | | 1 |
| 6 | Claudia MACIAS | 2 | | | | | 1 |
| 7 | Gabriela SALAZAR | | | | | | 1 |
| 8 | Itzel VARGAS | | | | | | 4 |
| 9 | Lucia BERRA | | | 1 | | 2 | |
| 10 | Fernanda RIVERA | | | | | | |
| 11 | Martha MEJIA | | | | | | 1 |
| 12 | Edna URESTY | 2 | | | | | 1 |
| 14 | Andrea de LEON | | | | | | |
| 15 | Adela VALENZUELA | | | | | | 1 |
| Team | | | | | | | |
| Totals | | 5 | | 1 | | 2 | 10 |

2nd Period

| | |
|--------------------------|-----------|
| 0 : 2 | VARGAS I. |
| VIANA A. 2 : 2 | |
| 2 : 4 | MACIAS C. |
| FALLAH J. 3 : 4 | |
| 3 : 6 | VARGAS I. |
| MILLS A. 5 : 6 | |
| 5 : 8 | VARGAS I. |
| MILLS A. 7 : 8 | |
| 7 : 10 | URESTY E. |
| 7 : 12 | MEJIA M. |
| 7 : 14 | MACIAS C. |
| 7 : 16 | URESTY E. |
| 7 : 18 | VARGAS I. |
| 7 : 20 | URESTY E. |
| HUDSON-GOFERS A. 9 : 20 | |
| 9 : 22 | URESTY E. |
| WILSON H. 11 : 22 | |
| 11 : 24 | RIVERA F. |
| HUDSON-GOFERS A. 13 : 24 | |
| 13 : 26 | VARGAS I. |
| WILSON H. 15 : 26 | |
| 15 : 28 | MACIAS C. |

| | | | | |
|----------------|--------------------|------------------------|---------------------------------|--------------------------------------|
| Legend: | % Efficiency | 1-Pt No. 1-Point-Shots | 1-Pt Spin P6m 1-Point-Spinshots | DR Spin Disqualification with Report |
| GG Golden Goal | SUS 1st Suspension | S+D 2nd Suspension | 6m Penalty Shots | Spin Spinnshots |

Timing and Results provided by TISSOT





Match No.: 10 Court 1

Start List

GER - AUS

Referees: Nichlas NYGAARD (DEN) / Jonas PRIMDAHL (DEN)

Technical Delegate A: Jerome ROLLAND (FRA)
 Technical Delegate B: Emir BESLIJA (MNE)
 Timekeeper: Pablo MARTINEZ ISOLA (URU)
 Secretary: Luis MONICO OTTADO (URU)

GER - Germany

| No. | Name | Date of Birth | Competition Statistics | | | | | | | |
|--------------------------------|-----------------------|---------------|------------------------|--------|------|-------|-----|-----|----|--|
| | | | MP | Points | 1-Pt | 2-Pt | SUS | S+D | DR | |
| 5 | Kirsten Sophie WALTER | 21 FEB 1996 | 3 | 4 | | | | | | |
| 6 | Michelle SCHAFER | 19 NOV 2003 | 3 | 14 | | 7/11 | | | | |
| 8 | Belen GETTWART | 15 MAR 2002 | 3 | 30 | | 15/18 | | | | |
| 10 | Isabel KATTNER | 17 OCT 2000 | 3 | 31 | 1/1 | 15/21 | | | | |
| 17 | Lena KLINGLER | 3 OCT 2000 | 3 | 11 | 1/1 | 5/14 | | | | |
| 20 | Katharina FILTER | 4 FEB 1999 | 3 | 4 | | 2/3 | | | | |
| 26 | Carolin HUBNER | 5 JUN 2004 | 3 | 2 | | 1/1 | | | | |
| 33 | Lucie KRETZSCHMAR | 7 AUG 2000 | 3 | 3 | 1/1 | 1/1 | | | | |
| 34 | Liv SUCHTING | 29 MAY 2000 | 3 | | | | | 2 | | |
| 66 | Amelie MOLLMANN | 22 MAY 2001 | 3 | 46 | | 23/32 | | | | |
| Head Coach Alexander NOVAKOVIC | | | | | | | | | | |

| GER Played | | |
|------------|-----|--------|
| PR | MEX | 2-0 |
| PR | ARG | 2-1 |
| PR | NOR | 2-1 |
| PR | AUS | 13 JUL |
| PR | USA | 13 JUL |

AUS - Australia

| No. | Name | Date of Birth | Competition Statistics | | | | | | | |
|-------------------------|----------------------|---------------|------------------------|--------|------|------|-----|-----|----|--|
| | | | MP | Points | 1-Pt | 2-Pt | SUS | S+D | DR | |
| 3 | Annabel MILLS | 17 JUL 2000 | 3 | 8 | | 4/12 | | | | |
| 4 | Jessie WOOD | 17 MAR 1997 | 3 | | | 0/2 | | | | |
| 5 | Erin STRONG | 7 OCT 1990 | 3 | | | | | | | |
| 6 | Kaycee CLARK | 16 MAR 2002 | 3 | 5 | 1/1 | 2/8 | 1 | | | |
| 8 | Haylee WILSON | 8 FEB 1993 | 3 | 9 | 1/1 | 4/7 | 1 | | | |
| 9 | Lucy WATKINS | 23 MAR 2002 | 3 | | | | | | | |
| 10 | Allira HUDSON-GOFERS | 17 APR 1982 | 3 | 13 | 1/2 | 6/12 | | | | |
| 11 | Aline VIANA | 16 JUL 1985 | 3 | 10 | | 5/15 | | | | |
| 20 | Jessica FALLAH | 10 JUL 1999 | 3 | 10 | 2/2 | 4/10 | | | | |
| 23 | Amy THOMAS | 2 SEP 2000 | 3 | | | | | | | |
| Head Coach Andrew KELSO | | | | | | | | | | |

| AUS Played | | |
|------------|-----|--------|
| PR | ARG | 0-2 |
| PR | USA | 0-2 |
| PR | MEX | 0-2 |
| PR | GER | 13 JUL |
| PR | NOR | 13 JUL |

| Legend: | | | | | | | |
|---------|-----------------|------|----------------|--------|-------------------|-----|-------------------------|
| 1-Pt | 1-Point Shots | 2-Pt | 2-Point Shots | PL 5-7 | Placement 5-7 | DR | Disqualification+Report |
| MP | Matches played | No. | Uniform Number | PR | Preliminary Round | SUS | 1st Suspensions |
| S+D | 2nd Suspensions | | | | | | |

Timing and Results provided by  TISSOT





Match No.: 10 Court 1

Results

Germany 2 vs 0 Australia

Referees:
Nichlas NYGAARD (DEN)
Jonas PRIMDAHL (DEN)

1st Period: 28 - 0
2nd Period: 24 - 6

GER - Germany

Headcoach: Alexander NOVAKOVIC

| No. | Name | Total | | | | Goals / Shots | | | | | | | Punishments | | | |
|--------|-----------------------|--------|-------|-------|-----|---------------|-----------|---------|-----------|------------|-------------|-----|-------------|-----|----|--|
| | | Points | Goals | Shots | % | 1-Pt All | 1-Pt Spin | Spin | In-flight | Specialist | Direct Goal | P6m | SUS | S+D | DR | |
| 5 | Kirsten Sophie WALTER | | | | | | | | | | | | | | | |
| 6 | Michelle SCHAFER | 14 | 7 | 8 | 88 | | | | | 7 / 8 | | | | | | |
| 8 | Belen GETTWART | | | | | | | | | | | | | | | |
| 10 | Isabel KATTNER | 10 | 5 | 7 | 71 | | | 3 / 4 | 2 / 3 | | | | | | | |
| 17 | Lena KLINGLER | 12 | 6 | 7 | 86 | | | 5 / 6 | 1 / 1 | | | | | | | |
| 20 | Katharina FILTER | | 0 | 1 | 0 | | | | | | 0 / 1 | | | | | |
| 26 | Carolin HUBNER | 2 | 1 | 2 | 50 | | | 0 / 1 | 1 / 1 | | | | | | | |
| 33 | Lucie KRETZSCHMAR | 2 | 1 | 1 | 100 | | | 1 / 1 | | | | | | | | |
| 34 | Liv SUCHTING | | | | | | | | | | | | | | | |
| 66 | Amelie MOLLMANN | 12 | 6 | 6 | 100 | | | 6 / 6 | | | | | | | | |
| Totals | | 52 | 26 | 32 | 81 | | | 15 / 18 | 4 / 5 | 7 / 8 | 0 / 1 | | | | | |

| No. | Goalkeeper | Total | | | Saves / Shots | | | | | | |
|--------|------------------|-------|-------|----|---------------|-----------|-------|-----------|------------|-------------|-----|
| | | Saves | Shots | % | 1-Pt All | 1-Pt Spin | Spin | In-flight | Specialist | Direct Goal | P6m |
| 20 | Katharina FILTER | 15 | 18 | 83 | | | 4 / 6 | 6 / 7 | 5 / 5 | | |
| Totals | | 15 | 18 | 83 | | | 4 / 6 | 6 / 7 | 5 / 5 | | |


AUS - Australia

Headcoach: Andrew KELSO

Team time outs: 1

| No. | Name | Total | | | | Goals / Shots | | | | | | | Punishments | | | |
|--------|----------------------|--------|-------|-------|----|---------------|-----------|-------|-----------|------------|-------------|-----|-------------|-----|----|--|
| | | Points | Goals | Shots | % | 1-Pt All | 1-Pt Spin | Spin | In-flight | Specialist | Direct Goal | P6m | SUS | S+D | DR | |
| 3 | Annabel MILLS | | 0 | 3 | 0 | | | 0 / 2 | 0 / 1 | | | | | | | |
| 4 | Jessie WOOD | | 0 | 1 | 0 | | | | | 0 / 1 | | | | | | |
| 5 | Erin STRONG | | | | | | | | | | | | | | | |
| 6 | Kaycee CLARK | | | | | | | | | | | | | | | |
| 8 | Haylee WILSON | 4 | 2 | 4 | 50 | | | 1 / 2 | 1 / 2 | | | | | | | |
| 9 | Lucy WATKINS | | | | | | | | | | | | | | | |
| 10 | Allira HUDSON-GOFERS | | 0 | 4 | 0 | | | | 0 / 2 | 0 / 2 | | | | | | |
| 11 | Aline VIANA | | 0 | 6 | 0 | | | 0 / 2 | 0 / 4 | | | | | | | |
| 20 | Jessica FALLAH | 2 | 1 | 6 | 17 | | | 1 / 2 | 0 / 1 | 0 / 3 | | | | | | |
| 23 | Amy THOMAS | | | | | | | | | | | | | | | |
| Totals | | 6 | 3 | 24 | 13 | | | 2 / 8 | 1 / 10 | 0 / 6 | | | | | | |

| No. | Goalkeeper | Total | | | Saves / Shots | | | | | | |
|--------|-------------|-------|-------|----|---------------|-----------|--------|-----------|------------|-------------|-----|
| | | Saves | Shots | % | 1-Pt All | 1-Pt Spin | Spin | In-flight | Specialist | Direct Goal | P6m |
| 5 | Erin STRONG | 2 | 14 | 14 | | | 2 / 7 | 0 / 4 | 0 / 3 | | |
| 23 | Amy THOMAS | 1 | 15 | 7 | | | 0 / 10 | 1 / 1 | 0 / 4 | | |
| Totals | | 3 | 29 | 10 | | | 2 / 17 | 1 / 5 | 0 / 7 | | |


Timing and Results provided by  TISSOT



Match No.: 10 Court 1

Results

| Team Comparison | 1st Period | | | | 2nd Period | | | |
|--------------------|-------------|----|-------------|---|-------------|-----|-------------|----|
| | Germany | | Australia | | Germany | | Australia | |
| | Goals/Shots | % | Goals/Shots | % | Goals/Shots | % | Goals/Shots | % |
| In-flight Shots | 1 / 2 | 50 | 0 / 5 | 0 | 3 / 3 | 100 | 1 / 5 | 20 |
| Spin Shots | 8 / 9 | 89 | 0 / 3 | 0 | 7 / 9 | 78 | 2 / 5 | 40 |
| Specialist Shots | 5 / 6 | 83 | 0 / 4 | 0 | 2 / 2 | 100 | 0 / 2 | 0 |
| 1-Point Shots | | | | | | | | |
| Direct Goal Shots | 0 / 1 | 0 | | | | | | |
| 6-meter Shots | | | | | | | | |
| 1-Point Spin Shots | | | | | | | | |

Timing and Results provided by  TISSOT





Match No.: 10 Court 1

Results

Germany 2 vs 0 Australia

Referees:
Nichlas NYGAARD (DEN)
Jonas PRIMDAHL (DEN)

1st Period: 28 - 0
2nd Period: 24 - 6

GER - Germany

| No. | Name | Technical skills | | | | | |
|--------|-----------------------|------------------|--------|---------------|-------------------|---------------|-----------|
| | | Assists | Steals | Blocked Shots | Received 6m Fouls | Penalty Fouls | Turnovers |
| 5 | Kirsten Sophie WALTER | | | | | | |
| 6 | Michelle SCHAFFER | | | | | | |
| 8 | Belen GETTWARD | | | | | | |
| 10 | Isabel KATTNER | | | | | | |
| 17 | Lena KLINGLER | 1 | | | | | 2 |
| 20 | Katharina FILTER | | | | | | |
| 26 | Carolin HUBNER | 1 | | | | | |
| 33 | Lucie KRETZSCHMAR | | 2 | 1 | | | |
| 34 | Liv SUCHTING | | 1 | | | | |
| 66 | Amelie MOLLMANN | 3 | | | | | 2 |
| Team | | | | | | | |
| Totals | | 5 | 3 | 1 | | | 4 |

Running Score

GER - AUS

1st Period

| | |
|-------------|--------|
| KLINGLER L. | 2 : 0 |
| MOLLMANN A. | 4 : 0 |
| KATTNER I. | 6 : 0 |
| KLINGLER L. | 8 : 0 |
| SCHAFFER M. | 10 : 0 |
| KLINGLER L. | 12 : 0 |
| SCHAFFER M. | 14 : 0 |
| KATTNER I. | 16 : 0 |
| SCHAFFER M. | 18 : 0 |
| MOLLMANN A. | 20 : 0 |
| HUBNER C. | 22 : 0 |
| KLINGLER L. | 24 : 0 |
| SCHAFFER M. | 26 : 0 |
| SCHAFFER M. | 28 : 0 |

2nd Period

| | |
|----------------|-----------|
| MOLLMANN A. | 2 : 0 |
| MOLLMANN A. | 4 : 0 |
| SCHAFFER M. | 6 : 0 |
| KRETZSCHMAR L. | 8 : 0 |
| MOLLMANN A. | 10 : 0 |
| 10 : 2 | WILSON H. |
| SCHAFFER M. | 12 : 2 |
| MOLLMANN A. | 14 : 2 |
| KATTNER I. | 16 : 2 |
| 16 : 4 | FALLAH J. |
| KATTNER I. | 18 : 4 |
| KLINGLER L. | 20 : 4 |
| KLINGLER L. | 22 : 4 |
| 22 : 6 | WILSON H. |
| KATTNER I. | 24 : 6 |

AUS - Australia

| No. | Name | Technical skills | | | | | |
|--------|----------------------|------------------|--------|---------------|-------------------|---------------|-----------|
| | | Assists | Steals | Blocked Shots | Received 6m Fouls | Penalty Fouls | Turnovers |
| 3 | Annabel MILLS | | | | | | 1 |
| 4 | Jessie WOOD | | | | | | 2 |
| 5 | Erin STRONG | | | | | | |
| 6 | Kaycee CLARK | | | | | | |
| 8 | Haylee WILSON | | | | | | |
| 9 | Lucy WATKINS | | 1 | | | | |
| 10 | Allira HUDSON-GOFERS | | | | | | 5 |
| 11 | Aline VIANA | | 1 | | | | 1 |
| 20 | Jessica FALLAH | | | | | | 2 |
| 23 | Amy THOMAS | | | | | | |
| Team | | | | | | | |
| Totals | | | 2 | | | | 11 |

| Legend: | | | | | | | |
|---------|----------------|------|----------------|-----------|-------------------|------|------------------------------|
| % | Efficiency | 1-Pt | 1-Point-Shots | 1-Pt Spin | 1-Point-Spinshots | DR | Disqualification with Report |
| GG | Golden Goal | No. | Number | P6m | 6m Penalty Shots | Spin | Spinnshots |
| SUS | 1st Suspension | S+D | 2nd Suspension | | | | |

Timing and Results provided by  TISSOT



Match No.: 11 Court 2

Start List

NOR - ARG

Referees: Laura BUCHON PEREA (ESP) / Patricia del VALLE ENCUESTRA (ESP)

Technical Delegate A: Garrett PERKINS (USA)
 Technical Delegate B: Chatchai SANGSKEELUX (THA)
 Timekeeper: Josue RESENDIZ (MEX)
 Secretary: Jesus RUIZ (MEX)

NOR - Norway

| No. | Name | Date of Birth | Competition Statistics | | | | | | |
|-----------------------------|----------------------|---------------|------------------------|--------|------|-------|-----|-----|----|
| | | | MP | Points | 1-Pt | 2-Pt | SUS | S+D | DR |
| 1 | Thea GRANLUND | 12 JUL 1995 | 3 | | | | | | |
| 3 | Elisabeth HAMMERSTAD | 27 JUN 1993 | 3 | 2 | | 1/2 | 1 | | |
| 4 | Martine WELFLER | 27 OCT 1991 | 3 | 43 | 1/1 | 21/24 | | | |
| 5 | Marielle MARTINSEN | 14 FEB 1995 | 3 | 35 | 1/1 | 17/22 | | | |
| 6 | Hanne OLSVIK | 9 OCT 2000 | 3 | | | 0/1 | | | |
| 8 | Susanne PETERSEN | 17 SEP 1996 | 3 | 6 | | 3/4 | | | |
| 10 | Maren SJAAMO | 9 JAN 2001 | 3 | 20 | | 10/16 | | | |
| 14 | Ine GRIMSRUD | 28 MAR 2001 | 3 | 12 | | 6/12 | | | |
| 16 | Tonje LERSTAD | 9 OCT 1996 | 3 | 2 | | 1/2 | 1 | | |
| 19 | Thina OYESVOLD | 7 OCT 2000 | 3 | 1 | 1/1 | 0/2 | | | |
| Head Coach Eskil ANDREASSEN | | | | | | | | | |


| NOR Played | | |
|------------|-----|--------|
| PR | USA | 2-0 |
| PR | MEX | 2-0 |
| PR | GER | 1-2 |
| PR | ARG | 13 JUL |
| PR | AUS | 13 JUL |

ARG - Argentina

| No. | Name | Date of Birth | Competition Statistics | | | | | | |
|-------------------------------|----------------------|---------------|------------------------|--------|------|-------|-----|-----|----|
| | | | MP | Points | 1-Pt | 2-Pt | SUS | S+D | DR |
| 2 | Agustina MIROTTA | 10 AUG 1995 | 3 | 23 | 1/1 | 11/19 | | | |
| 3 | Gisella BONOMI | 19 MAR 2000 | 3 | 41 | 3/4 | 19/22 | | | |
| 4 | Carolina PONCE | 15 MAY 2000 | 3 | 6 | | 3/4 | | | |
| 5 | Fiorella CORIMBERTO | 29 AUG 2001 | 3 | 40 | | 20/21 | | | |
| 6 | Ivana ELIGES | 14 OCT 1983 | 3 | 12 | | 6/8 | | | |
| 7 | Gisela THURMANN | 29 JUN 1988 | 3 | | | | 1 | | |
| 8 | Micaela CORIMBERTO | 29 AUG 2001 | 3 | 2 | | 1/1 | | | |
| 12 | Florencia BERICIO | 21 SEP 1989 | 3 | 6 | | 3/4 | | | |
| 13 | Celeste MECCIA | 26 MAY 1986 | 3 | 10 | | 5/7 | | | |
| 20 | Luciana SCORDAMAGLIA | 17 JUL 1994 | 3 | | | | 1 | | |
| Head Coach Salvador COMPARONE | | | | | | | | | |

| ARG Played | | |
|------------|-----|--------|
| PR | AUS | 2-0 |
| PR | GER | 1-2 |
| PR | USA | 2-0 |
| PR | NOR | 13 JUL |
| PR | MEX | 13 JUL |

| | | | | |
|----------------------------|---------------------------|---------------------------|-----------------------------|-----------------------------------|
| Legend: | 1-Pt 1-Point Shots | 2-Pt 2-Point Shots | PL 5-7 Placement 5-7 | DR Disqualification+Report |
| MP Matches played | No. Matches played | Uniform Number | PR Preliminary Round | SUS 1st Suspensions |
| S+D 2nd Suspensions | | | | |

Timing and Results provided by 





Match No.: 11 Court 2

Results

Norway 2 vs 1 Argentina

Referees:
Laura BUCHON PEREA (ESP)
Patricia del VALLE ENCUESTRA (ESP)

1st Period: 16 - 23
2nd Period: 25 - 20
Shootout: 7 - 4

NOR - Norway

Headcoach: Eskil ANDREASSEN

Team time outs: 1

| No. | Name | Total | | | | Goals / Shots | | | | | | | Punishments | | | |
|--------|----------------------|--------|-------|-------|-----|---------------|-----------|---------|-----------|------------|-------------|-------|-------------|-----|----|--|
| | | Points | Goals | Shots | % | 1-Pt All | 1-Pt Spin | Spin | In-flight | Specialist | Direct Goal | P6m | SUS | S+D | DR | |
| 1 | Thea GRANLUND | | | | | | | | | | | | | | | |
| 3 | Elisabeth HAMMERSTAD | 2 | 1 | 1 | 100 | | | 1 / 1 | | | | | | | | |
| 4 | Martine WELFLER | 16 | 8 | 11 | 73 | | | 7 / 10 | 1 / 1 | | | | | | | |
| 5 | Marielle MARTINSEN | 14 | 8 | 12 | 67 | 2 / 2 | | 5 / 7 | 0 / 1 | | | 1 / 2 | | | | |
| 6 | Hanne OLSVIK | | | | | | | | | | | | | | | |
| 8 | Susanne PETTERSEN | 6 | 3 | 4 | 75 | | | 2 / 2 | | | | 1 / 2 | | | | |
| 10 | Maren SJAAMO | 6 | 3 | 5 | 60 | | | 1 / 1 | | 2 / 4 | | | | | | |
| 14 | Ine GRIMSRUD | 4 | 2 | 3 | 67 | | | 2 / 3 | | | | | | | | |
| 16 | Tonje LERSTAD | | | | | | | | | | | | | | | |
| 19 | Thina OYESVOLD | | | | | | | | | | | | | | | |
| Totals | | 48 | 25 | 36 | 69 | 2 / 2 | | 18 / 24 | 1 / 2 | 2 / 4 | | 2 / 4 | | | | |


| No. | Goalkeeper | Total | | | Saves / Shots | | | | | | | |
|--------|----------------------|-------|-------|----|---------------|-----------|-------|-----------|------------|-------------|-------|--|
| | | Saves | Shots | % | 1-Pt All | 1-Pt Spin | Spin | In-flight | Specialist | Direct Goal | P6m | |
| 3 | Elisabeth HAMMERSTAD | 1 | 2 | 50 | | | 1 / 2 | | | | | |
| 16 | Tonje LERSTAD | 4 | 27 | 15 | 0 / 1 | | 1 / 7 | 2 / 12 | 1 / 6 | | 0 / 1 | |
| Totals | | 5 | 29 | 17 | 0 / 1 | | 2 / 9 | 2 / 12 | 1 / 6 | | 0 / 1 | |

ARG - Argentina

Headcoach: Salvador COMPARONE

| No. | Name | Total | | | | Goals / Shots | | | | | | | Punishments | | | |
|--------|----------------------|--------|-------|-------|-----|---------------|-----------|--------|-----------|------------|-------------|-------|-------------|-----|----|--|
| | | Points | Goals | Shots | % | 1-Pt All | 1-Pt Spin | Spin | In-flight | Specialist | Direct Goal | P6m | SUS | S+D | DR | |
| 2 | Agustina MIROTTA | 17 | 9 | 14 | 64 | 1 / 1 | | 3 / 6 | 5 / 7 | | | | | | | |
| 3 | Gisella BONOMI | 14 | 7 | 7 | 100 | | | 3 / 3 | 4 / 4 | | | | | | | |
| 4 | Carolina PONCE | 6 | 3 | 4 | 75 | | | | | 3 / 4 | | | | | | |
| 5 | Fiorella CORIMBERTO | 2 | 1 | 2 | 50 | | | 0 / 1 | 1 / 1 | | | | | | | |
| 6 | Ivana ELIGES | 6 | 3 | 4 | 75 | | | 1 / 1 | | 2 / 2 | 0 / 1 | | | | | |
| 7 | Gisela THURMANN | | | | | | | | | | | | | | | |
| 8 | Micaela CORIMBERTO | | | | | | | | | | | | | | | |
| 12 | Florencia BERICIO | | | | | | | | | | | | | | | |
| 13 | Celeste MECCIA | 2 | 1 | 1 | 100 | | | | | | | 1 / 1 | | | | |
| 20 | Luciana SCORDAMAGLIA | | | | | | | | | | | | 1 | | | |
| Totals | | 47 | 24 | 32 | 75 | 1 / 1 | | 7 / 11 | 10 / 12 | 5 / 6 | 0 / 1 | 1 / 1 | 1 | | | |

| No. | Goalkeeper | Total | | | Saves / Shots | | | | | | | |
|--------|----------------------|-------|-------|----|---------------|-----------|--------|-----------|------------|-------------|-------|--|
| | | Saves | Shots | % | 1-Pt All | 1-Pt Spin | Spin | In-flight | Specialist | Direct Goal | P6m | |
| 3 | Gisella BONOMI | 0 | 2 | 0 | 0 / 1 | | 0 / 1 | | | | | |
| 12 | Florencia BERICIO | 8 | 31 | 26 | 0 / 1 | | 4 / 21 | 1 / 2 | 1 / 3 | | 2 / 4 | |
| 20 | Luciana SCORDAMAGLIA | | | | | | | | | | | |
| Totals | | 8 | 33 | 24 | 0 / 2 | | 4 / 22 | 1 / 2 | 1 / 3 | | 2 / 4 | |


Timing and Results provided by  TISSOT



Match No.: 11 Court 2

Results

| Team Comparison | 1st Period | | | | 2nd Period | | | |
|--------------------|-------------|----|-------------|-----|-------------|-----|-------------|-----|
| | Norway | | Argentina | | Norway | | Argentina | |
| | Goals/Shots | % | Goals/Shots | % | Goals/Shots | % | Goals/Shots | % |
| In-flight Shots | 0 / 1 | 0 | 5 / 6 | 83 | 1 / 1 | 100 | 5 / 6 | 83 |
| Spin Shots | 7 / 10 | 70 | 2 / 3 | 67 | 8 / 11 | 73 | 3 / 4 | 75 |
| Specialist Shots | 0 / 2 | 0 | 4 / 4 | 100 | 2 / 2 | 100 | 1 / 2 | 50 |
| 1-Point Shots | | | 1 / 1 | 100 | 1 / 1 | 100 | | |
| Direct Goal Shots | | | | | | | | |
| 6-meter Shots | 1 / 3 | 33 | | | 1 / 1 | 100 | 1 / 1 | 100 |
| 1-Point Spin Shots | | | | | | | | |

Timing and Results provided by  TISSOT





Match No.: 11 Court 2

Results

Norway 2 vs 1 Argentina

Referees:
Laura BUCHON PEREA (ESP)
Patricia del VALLE ENCUESTRA (ESP)

1st Period: 16 - 23
2nd Period: 25 - 20
Shootout: 7 - 4

NOR - Norway

| No. | Name | Technical skills | | | | | |
|--------|----------------------|------------------|--------|---------------|-------------------|---------------|-----------|
| | | Assists | Steals | Blocked Shots | Received 6m Fouls | Penalty Fouls | Turnovers |
| 1 | Thea GRANLUND | | | | | | |
| 3 | Elisabeth HAMMERSTAD | | | | | | |
| 4 | Martine WELFLER | | | | 2 | | 1 |
| 5 | Marielle MARTINSEN | | | | 2 | | 1 |
| 6 | Hanne OLSVIK | | | | | | |
| 8 | Susanne PETERSEN | | | | | 1 | |
| 10 | Maren SJAAMO | | | | | | 1 |
| 14 | Ine GRIMSRUD | | | | | | 1 |
| 16 | Tonje LERSTAD | | | | | | 1 |
| 19 | Thina OYESVOLD | | | | | | 1 |
| Team | | | | | | | |
| Totals | | | | | 4 | 1 | 5 |

ARG - Argentina

| No. | Name | Technical skills | | | | | |
|--------|----------------------|------------------|--------|---------------|-------------------|---------------|-----------|
| | | Assists | Steals | Blocked Shots | Received 6m Fouls | Penalty Fouls | Turnovers |
| 2 | Agustina MIROTTA | | | | 1 | | 1 |
| 3 | Gisella BONOMI | 2 | | | | | 1 |
| 4 | Carolina PONCE | 2 | | | | | 1 |
| 5 | Fiorella CORIMBERTO | 4 | | | | | 2 |
| 6 | Ivana ELIGES | | | | | | 1 |
| 7 | Gisela THURMANN | | | | | 1 | |
| 8 | Micaela CORIMBERTO | | | | | 1 | |
| 12 | Florencia BERICIO | | | | | | |
| 13 | Celeste MECCIA | | | | | | |
| 20 | Luciana SCORDAMAGLIA | | | | | 2 | |
| Team | | | | | | | |
| Totals | | 8 | | | 1 | 4 | 6 |

Running Score

NOR - ARG

1st Period


| | |
|---------------------|---------------|
| 0 : 2 | ELIGES I. |
| 0 : 4 | MIROTTA A. |
| MARTINSEN M. 2 : 4 | |
| 2 : 6 | MIROTTA A. |
| WELFLER M. 4 : 6 | |
| 4 : 8 | MIROTTA A. |
| PETERSEN S. 6 : 8 | |
| 6 : 10 | PONCE C. |
| MARTINSEN M. 8 : 10 | |
| 8 : 12 | PONCE C. |
| 8 : 14 | MIROTTA A. |
| 8 : 16 | CORIMBERTO F. |
| WELFLER M. 10 : 16 | |
| PETERSEN S. 12 : 16 | |
| 12 : 18 | BONOMI G. |
| WELFLER M. 14 : 18 | |
| 14 : 20 | ELIGES I. |
| 14 : 22 | BONOMI G. |
| PETERSEN S. 16 : 22 | |
| 16 : 23 | MIROTTA A. |

2nd Period

| | |
|----------------------|------------|
| MARTINSEN M. 2 : 0 | |
| 2 : 2 | MIROTTA A. |
| 2 : 4 | BONOMI G. |
| 2 : 6 | MECCIA C. |
| 2 : 8 | BONOMI G. |
| WELFLER M. 4 : 8 | |
| 4 : 10 | BONOMI G. |
| MARTINSEN M. 6 : 10 | |
| 6 : 12 | MIROTTA A. |
| SJAAMO M. 8 : 12 | |
| WELFLER M. 10 : 12 | |
| GRIMSRUD I. 12 : 12 | |
| 12 : 14 | BONOMI G. |
| GRIMSRUD I. 14 : 14 | |
| 14 : 16 | MIROTTA A. |
| MARTINSEN M. 16 : 16 | |
| 16 : 18 | PONCE C. |
| SJAAMO M. 18 : 18 | |
| WELFLER M. 20 : 18 | |
| 20 : 20 | MIROTTA A. |
| MARTINSEN M. 22 : 20 | |
| WELFLER M. 24 : 20 | |
| MARTINSEN M. 25 : 20 | |

Shootout

| | |
|---------------------|-----------|
| 0 : 2 | BONOMI G. |
| HAMMERSTAD E. 2 : 2 | |
| WELFLER M. 4 : 2 | |
| MARTINSEN M. 5 : 2 | |
| 5 : 4 | ELIGES I. |

Timing and Results provided by  TISSOT



Match No.: 11 Court 2

Results

SJAAMO M. 7 : 4

| Legend: | | | | | | | |
|---------|----------------|------|----------------|-----------|-------------------|------|------------------------------|
| % | Efficiency | 1-Pt | 1-Point-Shots | 1-Pt Spin | 1-Point-Spinshots | DR | Disqualification with Report |
| GG | Golden Goal | No. | Number | P6m | 6m Penalty Shots | Spin | Spinshots |
| SUS | 1st Suspension | S+D | 2nd Suspension | | | | |

Timing and Results provided by  TISSOT

BHAWTEAM4-----GPA-001100--_C73 2

Report Created WED 13 JUL 2022 10:13

Page 4 / 4





Match No.: 12 Court 1

Start List

USA - MEX

Referees: Hector ORJUELA (COL) / J. Camilo SALAMANCA (COL)

Technical Delegate A: Agnieszka SKOWRONEK (POL)

Technical Delegate B: Luiz Filipe CALDAS (BRA)

Timekeeper: Boris MANDAK (SVK)

Secretary: Mario RUDINSKY (SVK)

USA - United States

| No. | Name | Date of Birth | Competition Statistics | | | | | | |
|----------------------|-------------------|---------------|------------------------|--------|------|-------|-----|-----|----|
| | | | MP | Points | 1-Pt | 2-Pt | SUS | S+D | DR |
| 3 | Courtney HEELEY | 18 MAR 1992 | 3 | 14 | | 7/13 | | | |
| 5 | Renee SNYDER | 15 DEC 1980 | 3 | 16 | | 8/15 | | | |
| 6 | Christine MANSOUR | 30 MAY 1993 | 3 | 42 | | 21/31 | | | |
| 8 | Cedar BELLOWS | 15 OCT 1992 | 3 | | | | 1 | | |
| 9 | Kimberly POPP | 6 JUL 1986 | 3 | | | | | | |
| 10 | Cecilia AGRAZ | 29 JAN 1991 | 3 | | | | | | |
| 12 | Emma JOHNSON | 26 FEB 1997 | 3 | | | | | | |
| 13 | Isabelle GOSAR | 15 MAR 1995 | 3 | | | | 1 | 1 | |
| 14 | Ashley van RYN | 4 AUG 1986 | 3 | 18 | | 9/21 | | | |
| 16 | Staci SELF | 6 FEB 1985 | 3 | | | | | | |
| Head Coach Lisa DUNN | | | | | | | | | |


| USA Played | | |
|------------|-----|--------|
| PR | NOR | 0-2 |
| PR | AUS | 2-0 |
| PR | ARG | 0-2 |
| PR | MEX | 13 JUL |
| PR | GER | 13 JUL |

MEX - Mexico

| No. | Name | Date of Birth | Competition Statistics | | | | | | |
|-----------------------------|------------------|---------------|------------------------|--------|------|-------|-----|-----|----|
| | | | MP | Points | 1-Pt | 2-Pt | SUS | S+D | DR |
| 5 | Ana HERNANDEZ | 29 NOV 1989 | 3 | 2 | | 1/4 | | | |
| 6 | Claudia MACIAS | 22 JUL 1992 | 3 | 36 | | 18/22 | | | |
| 7 | Gabriela SALAZAR | 24 JUL 1994 | 3 | | | | | | |
| 8 | Itzel VARGAS | 3 AUG 2000 | 3 | 33 | 1/1 | 16/24 | | | |
| 9 | Lucia BERRA | 1 JAN 1998 | 3 | | | | 1 | | |
| 10 | Fernanda RIVERA | 27 JUL 1991 | 3 | 7 | 1/1 | 3/4 | | | |
| 11 | Martha MEJIA | 11 APR 1992 | 3 | 8 | | 4/7 | | | |
| 12 | Edna URESTY | 30 JUN 1995 | 3 | 35 | 1/1 | 17/21 | | | |
| 14 | Andrea de LEON | 10 DEC 1997 | 3 | | | | 1 | | |
| 15 | Adela VALENZUELA | 30 JUL 1992 | 3 | | | | | | |
| Head Coach Miguel CONTRERAS | | | | | | | | | |

| MEX Played | | |
|------------|-----|--------|
| PR | GER | 0-2 |
| PR | NOR | 0-2 |
| PR | AUS | 2-0 |
| PR | USA | 13 JUL |
| PR | ARG | 13 JUL |

| Legend: | | | | | | | |
|---------|-----------------|------|----------------|--------|-------------------|-----|-------------------------|
| 1-Pt | 1-Point Shots | 2-Pt | 2-Point Shots | PL 5-7 | Placement 5-7 | DR | Disqualification+Report |
| MP | Matches played | No. | Uniform Number | PR | Preliminary Round | SUS | 1st Suspensions |
| S+D | 2nd Suspensions | | | | | | |

Timing and Results provided by  TISSOT





Match No.: 12 Court 1

Results

United States of America 2 vs 0 Mexico

Referees:
Hector ORJUELA (COL)
J. Camilo SALAMANCA (COL)

1st Period: 22 - 20
2nd Period: 20 - 18

USA - United States

Headcoach: Lisa DUNN

Team time outs: 2

| No. | Name | Total | | | | Goals / Shots | | | | | | Punishments | | | |
|--------|-------------------|--------|-------|-------|----|---------------|-----------|---------|-----------|------------|-------------|-------------|-----|-----|----|
| | | Points | Goals | Shots | % | 1-Pt All | 1-Pt Spin | Spin | In-flight | Specialist | Direct Goal | P6m | SUS | S+D | DR |
| 3 | Courtney HEELEY | 8 | 4 | 6 | 67 | | | 1 / 1 | | 3 / 5 | | | | | |
| 5 | Renee SNYDER | 4 | 2 | 6 | 33 | | | 2 / 6 | | | | | | | |
| 6 | Christine MANSOUR | 22 | 12 | 15 | 80 | 2 / 2 | | 8 / 9 | 1 / 3 | | | 1 / 1 | | | |
| 8 | Cedar BELLOWS | | | | | | | | | | | | | | |
| 9 | Kimberly POPP | | | | | | | | | | | | | | |
| 10 | Cecilia AGRAZ | | | | | | | | | | | | 1 | | |
| 12 | Emma JOHNSON | | | | | | | | | | | | | | |
| 13 | Isabelle GOSAR | | | | | | | | | | | | | | |
| 14 | Ashley van RYN | 8 | 4 | 7 | 57 | 0 / 1 | | 0 / 1 | 4 / 5 | | | | | | |
| 16 | Staci SELF | | | | | | | | | | | | | | |
| Totals | | 42 | 22 | 34 | 65 | 2 / 3 | | 11 / 17 | 5 / 8 | 3 / 5 | | 1 / 1 | 1 | | |

| No. | Goalkeeper | Total | | | Saves / Shots | | | | | | |
|--------|--------------|-------|-------|----|---------------|-----------|--------|-----------|------------|-------------|-------|
| | | Saves | Shots | % | 1-Pt All | 1-Pt Spin | Spin | In-flight | Specialist | Direct Goal | P6m |
| 12 | Emma JOHNSON | 9 | 28 | 32 | | | 5 / 14 | 2 / 6 | 1 / 4 | 1 / 1 | 0 / 3 |
| Totals | | 9 | 28 | 32 | | | 5 / 14 | 2 / 6 | 1 / 4 | 1 / 1 | 0 / 3 |


MEX - Mexico

Headcoach: Miguel CONTRERAS

Team time outs: 2

| No. | Name | Total | | | | Goals / Shots | | | | | | Punishments | | | |
|--------|------------------|--------|-------|-------|----|---------------|-----------|--------|-----------|------------|-------------|-------------|-----|-----|----|
| | | Points | Goals | Shots | % | 1-Pt All | 1-Pt Spin | Spin | In-flight | Specialist | Direct Goal | P6m | SUS | S+D | DR |
| 5 | Ana HERNANDEZ | | 0 | 1 | 0 | | | | | 0 / 1 | | | | | |
| 6 | Claudia MACIAS | 6 | 3 | 5 | 60 | | | | | 3 / 5 | | | | | |
| 7 | Gabriela SALAZAR | | | | | | | | | | | | | | |
| 8 | Itzel VARGAS | 14 | 7 | 10 | 70 | | | 3 / 4 | 1 / 2 | | | 3 / 4 | | | |
| 9 | Lucia BERRA | | | | | | | | | | | | | | |
| 10 | Fernanda RIVERA | | | | | | | | | | | | | | |
| 11 | Martha MEJIA | 14 | 7 | 11 | 64 | | | 4 / 7 | 3 / 4 | | | | | | |
| 12 | Edna URESTY | 4 | 2 | 6 | 33 | | | 2 / 6 | | | | | | | |
| 14 | Andrea de LEON | | | | | | | | | | | | | | |
| 15 | Adela VALENZUELA | | 0 | 1 | 0 | | | | | | 0 / 1 | | | | |
| Totals | | 38 | 19 | 34 | 56 | | | 9 / 17 | 4 / 6 | 3 / 6 | 0 / 1 | 3 / 4 | | | |

| No. | Goalkeeper | Total | | | Saves / Shots | | | | | | |
|--------|------------------|-------|-------|----|---------------|-----------|--------|-----------|------------|-------------|-------|
| | | Saves | Shots | % | 1-Pt All | 1-Pt Spin | Spin | In-flight | Specialist | Direct Goal | P6m |
| 7 | Gabriela SALAZAR | 0 | 1 | 0 | 0 / 1 | | | | | | |
| 15 | Adela VALENZUELA | 6 | 27 | 22 | 0 / 1 | | 4 / 15 | 1 / 6 | 1 / 4 | | 0 / 1 |
| Totals | | 6 | 28 | 21 | 0 / 2 | | 4 / 15 | 1 / 6 | 1 / 4 | | 0 / 1 |


Timing and Results provided by  TISSOT



Match No.: 12 Court 1

Results

| Team Comparison | 1st Period | | | | 2nd Period | | | |
|--------------------|--------------------------|-----|-------------|-----|--------------------------|-----|-------------|----|
| | United States of America | | Mexico | | United States of America | | Mexico | |
| | Goals/Shots | % | Goals/Shots | % | Goals/Shots | % | Goals/Shots | % |
| In-flight Shots | 2 / 3 | 67 | 2 / 3 | 67 | 3 / 5 | 60 | 2 / 3 | 67 |
| Spin Shots | 7 / 10 | 70 | 5 / 9 | 56 | 4 / 7 | 57 | 4 / 8 | 50 |
| Specialist Shots | 1 / 3 | 33 | 2 / 3 | 67 | 2 / 2 | 100 | 1 / 3 | 33 |
| 1-Point Shots | | | | | 2 / 3 | 67 | | |
| Direct Goal Shots | | | | | | | 0 / 1 | 0 |
| 6-meter Shots | 1 / 1 | 100 | 1 / 1 | 100 | | | 2 / 3 | 67 |
| 1-Point Spin Shots | | | | | | | | |

Timing and Results provided by  TISSOT



Match No.: 12 Court 1

Results

United States of America 2 vs 0 Mexico

Referees:
Hector ORJUELA (COL)
J. Camilo SALAMANCA (COL)

1st Period: 22 - 20
2nd Period: 20 - 18

USA - United States

| No. | Name | Technical skills | | | | | |
|--------|-------------------|------------------|--------|---------------|-------------------|---------------|-----------|
| | | Assists | Steals | Blocked Shots | Received 6m Fouls | Penalty Fouls | Turnovers |
| 3 | Courtney HEELEY | | | | | | |
| 5 | Renee SNYDER | 1 | | | | | 4 |
| 6 | Christine MANSOUR | 1 | | | 1 | | |
| 8 | Cedar BELLOWS | | | | | 1 | |
| 9 | Kimberly POPP | | | | | | 1 |
| 10 | Cecilia AGRAZ | | | | | 2 | |
| 12 | Emma JOHNSON | 4 | | | | | |
| 13 | Isabelle GOSAR | | | | | | |
| 14 | Ashley van RYN | | | | | | 3 |
| 16 | Staci SELF | | | | | | |
| Team | | | | | | | |
| Totals | | 6 | | | 1 | 3 | 8 |

Running Score

USA - MEX

1st Period

| | |
|---------|------------|
| 0 : 2 | MEJIA M. |
| 2 : 2 | |
| 4 : 2 | HEELEY C. |
| 6 : 2 | SNYDER R. |
| 8 : 2 | MANSOUR C. |
| 8 : 4 | VARGAS I. |
| 8 : 6 | MEJIA M. |
| 8 : 8 | MACIAS C. |
| 10 : 8 | MANSOUR C. |
| 10 : 10 | VARGAS I. |
| 10 : 12 | MEJIA M. |
| 12 : 12 | MANSOUR C. |
| 12 : 14 | VARGAS I. |
| 14 : 14 | MANSOUR C. |
| 16 : 14 | MANSOUR C. |
| 16 : 16 | MACIAS C. |
| 18 : 16 | MANSOUR C. |
| 18 : 18 | MEJIA M. |
| 20 : 18 | MANSOUR C. |
| 20 : 20 | MEJIA M. |
| 22 : 20 | HEELEY C. |

MEX - Mexico

| No. | Name | Technical skills | | | | | |
|--------|------------------|------------------|--------|---------------|-------------------|---------------|-----------|
| | | Assists | Steals | Blocked Shots | Received 6m Fouls | Penalty Fouls | Turnovers |
| 5 | Ana HERNANDEZ | | | | | | |
| 6 | Claudia MACIAS | | | | 2 | | 2 |
| 7 | Gabriela SALAZAR | | | | | | |
| 8 | Itzel VARGAS | 1 | | | | | 1 |
| 9 | Lucia BERRA | | | | | | |
| 10 | Fernanda RIVERA | | 1 | | | | |
| 11 | Martha MEJIA | 1 | | | | | 1 |
| 12 | Edna URESTY | 4 | | | 2 | | 2 |
| 14 | Andrea de LEON | | | 1 | | 1 | |
| 15 | Adela VALENZUELA | | | | | | |
| Team | | | | | | | 1 |
| Totals | | 6 | 1 | 1 | 4 | 1 | 7 |

2nd Period

| | |
|---------|------------|
| 0 : 2 | MACIAS C. |
| 2 : 2 | MANSOUR C. |
| 4 : 2 | VAN RYN A. |
| 4 : 4 | VARGAS I. |
| 6 : 4 | VAN RYN A. |
| 8 : 4 | HEELEY C. |
| 8 : 6 | MEJIA M. |
| 10 : 6 | VAN RYN A. |
| 10 : 8 | MEJIA M. |
| 11 : 8 | MANSOUR C. |
| 13 : 8 | SNYDER R. |
| 13 : 10 | VARGAS I. |
| 15 : 10 | HEELEY C. |
| 15 : 12 | VARGAS I. |
| 17 : 12 | MANSOUR C. |
| 19 : 12 | MANSOUR C. |
| 19 : 14 | URESTY E. |
| 19 : 16 | URESTY E. |
| 19 : 18 | VARGAS I. |
| 20 : 18 | MANSOUR C. |

| | | | | | | | |
|----------------|--------------------|----------|----------------------|---------------|------------------------------------|---------|--|
| Legend: | % Efficiency | 1-Pt No. | 1-Point-Shots Number | 1-Pt Spin P6m | 1-Point-Spinshots 6m Penalty Shots | DR Spin | Disqualification with Report Spinshots |
| | GG Golden Goal | S+D | 2nd Suspension | | | | |
| | SUS 1st Suspension | | | | | | |

Timing and Results provided by TISSOT





Match No.: 13 Court 1

Start List

AUS - NOR

Referees: Pablo MARTINEZ ISOLA (URU) / Luis MONICO OTTADO (URU)

Technical Delegate A: Chatchai SANGSKEELUX (THA)

Technical Delegate B: Juan de ARMA (ARG)

Timekeeper: Josue RESENDIZ (MEX)

Secretary: Jesus RUIZ (MEX)

AUS - Australia

| No. | Name | Date of Birth | Competition Statistics | | | | | | |
|-----|----------------------|---------------|------------------------|--------|------|------|-----|-----|----|
| | | | MP | Points | 1-Pt | 2-Pt | SUS | S+D | DR |
| 3 | Annabel MILLS | 17 JUL 2000 | 3 | 8 | | | | | |
| 4 | Jessie WOOD | 17 MAR 1997 | 3 | | | 0/2 | | | |
| 5 | Erin STRONG | 7 OCT 1990 | 3 | | | | | | |
| 6 | Kaycee CLARK | 16 MAR 2002 | 3 | 5 | 1/1 | 2/8 | 1 | | |
| 8 | Haylee WILSON | 8 FEB 1993 | 3 | 9 | 1/1 | 4/7 | 1 | | |
| 9 | Lucy WATKINS | 23 MAR 2002 | 3 | | | | | | |
| 10 | Allira HUDSON-GOFERS | 17 APR 1982 | 3 | 13 | 1/2 | 6/12 | | | |
| 11 | Aline VIANA | 16 JUL 1985 | 3 | 10 | | 5/15 | | | |
| 20 | Jessica FALLAH | 10 JUL 1999 | 3 | 10 | 2/2 | 4/10 | | | |
| 23 | Amy THOMAS | 2 SEP 2000 | 3 | | | | | | |

Head Coach Andrew KELSO

| AUS Played | | |
|------------|-----|--------|
| PR | ARG | 0-2 |
| PR | USA | 0-2 |
| PR | MEX | 0-2 |
| PR | GER | 13 JUL |
| PR | NOR | 13 JUL |

NOR - Norway

| No. | Name | Date of Birth | Competition Statistics | | | | | | |
|-----|----------------------|---------------|------------------------|--------|------|-------|-----|-----|----|
| | | | MP | Points | 1-Pt | 2-Pt | SUS | S+D | DR |
| 1 | Thea GRANLUND | 12 JUL 1995 | 3 | | | | | | |
| 3 | Elisabeth HAMMERSTAD | 27 JUN 1993 | 3 | 2 | | 1/2 | 1 | | |
| 4 | Martine WELFLER | 27 OCT 1991 | 3 | 43 | 1/1 | 21/24 | | | |
| 5 | Marielle MARTINSEN | 14 FEB 1995 | 3 | 35 | 1/1 | 17/22 | | | |
| 6 | Hanne OLSVIK | 9 OCT 2000 | 3 | | | 0/1 | | | |
| 8 | Susanne PETERSEN | 17 SEP 1996 | 3 | 6 | | 3/4 | | | |
| 10 | Maren SJAAMO | 9 JAN 2001 | 3 | 20 | | 10/16 | | | |
| 14 | Ine GRIMSRUD | 28 MAR 2001 | 3 | 12 | | 6/12 | | | |
| 16 | Tonje LERSTAD | 9 OCT 1996 | 3 | 2 | | 1/2 | 1 | | |
| 19 | Thina OYESVOLD | 7 OCT 2000 | 3 | 1 | 1/1 | 0/2 | | | |

Head Coach Eskil ANDREASSEN

| NOR Played | | |
|------------|-----|--------|
| PR | USA | 2-0 |
| PR | MEX | 2-0 |
| PR | GER | 1-2 |
| PR | ARG | 13 JUL |
| PR | AUS | 13 JUL |

| Legend: | | | | | | | |
|---------|-----------------|------|----------------|--------|-------------------|-----|-------------------------|
| 1-Pt | 1-Point Shots | 2-Pt | 2-Point Shots | PL 5-7 | Placement 5-7 | DR | Disqualification+Report |
| MP | Matches played | No. | Uniform Number | PR | Preliminary Round | SUS | 1st Suspensions |
| S+D | 2nd Suspensions | | | | | | |

Timing and Results provided by  TISSOT



Match No.: 13 Court 1

Results

Australia 0 vs 2 Norway

Referees:
Pablo MARTINEZ ISOLA (URU)
Luis MONICO OTTADO (URU)

1st Period: 8 - 22
2nd Period: 13 - 30

AUS - Australia

Headcoach: Andrew KELSO

Team time outs: 1

| No. | Name | Total | | | | Goals / Shots | | | | | | | Punishments | | |
|--------|----------------------|--------|-------|-------|----|---------------|-----------|-------|-----------|------------|-------------|-------|-------------|-----|----|
| | | Points | Goals | Shots | % | 1-Pt All | 1-Pt Spin | Spin | In-flight | Specialist | Direct Goal | P6m | SUS | S+D | DR |
| 3 | Annabel MILLS | 4 | 2 | 8 | 25 | | | 0 / 3 | 2 / 5 | | | | | | |
| 4 | Jessie WOOD | | 0 | 1 | 0 | | | | | 0 / 1 | | | | | |
| 5 | Erin STRONG | | | | | | | | | | | | | | |
| 6 | Kaycee CLARK | | 0 | 2 | 0 | | | 0 / 2 | | | | | | | |
| 8 | Haylee WILSON | | | | | | | | | | | | | | |
| 9 | Lucy WATKINS | | | | | | | | | | | | | | |
| 10 | Allira HUDSON-GOFERS | 8 | 4 | 5 | 80 | | | 2 / 2 | 1 / 2 | | | 1 / 1 | | | |
| 11 | Aline VIANA | 3 | 2 | 4 | 50 | 1 / 2 | | 0 / 1 | 1 / 1 | | | | | | |
| 20 | Jessica FALLAH | 6 | 3 | 5 | 60 | | | | | 3 / 5 | | | | | |
| 23 | Amy THOMAS | | | | | | | | | | | | | | |
| Totals | | 21 | 11 | 25 | 44 | 1 / 2 | | 2 / 8 | 4 / 8 | 3 / 6 | | 1 / 1 | | | |


| No. | Goalkeeper | Total | | | Saves / Shots | | | | | | | |
|--------|-------------|-------|-------|----|---------------|-----------|--------|-----------|------------|-------------|-----|--|
| | | Saves | Shots | % | 1-Pt All | 1-Pt Spin | Spin | In-flight | Specialist | Direct Goal | P6m | |
| 5 | Erin STRONG | 1 | 7 | 14 | | | 1 / 6 | 0 / 1 | | | | |
| 23 | Amy THOMAS | 2 | 22 | 9 | | | 2 / 18 | 0 / 1 | 0 / 3 | | | |
| Totals | | 3 | 29 | 10 | | | 3 / 24 | 0 / 2 | 0 / 3 | | | |

NOR - Norway

Headcoach: Eskil ANDREASSEN

| No. | Name | Total | | | | Goals / Shots | | | | | | | Punishments | | |
|--------|----------------------|--------|-------|-------|-----|---------------|-----------|---------|-----------|------------|-------------|-----|-------------|-----|----|
| | | Points | Goals | Shots | % | 1-Pt All | 1-Pt Spin | Spin | In-flight | Specialist | Direct Goal | P6m | SUS | S+D | DR |
| 1 | Thea GRANLUND | | | | | | | | | | | | | | |
| 3 | Elisabeth HAMMERSTAD | | | | | | | | | | | | | | |
| 4 | Martine WELFLER | 22 | 11 | 13 | 85 | | | 10 / 12 | 1 / 1 | | | | | | |
| 5 | Marielle MARTINSEN | 8 | 4 | 4 | 100 | | | 3 / 3 | 1 / 1 | | | | | | |
| 6 | Hanne OLSVIK | 6 | 3 | 4 | 75 | | | | | 3 / 4 | | | | | |
| 8 | Susanne PETTERSEN | 2 | 1 | 3 | 33 | | | 1 / 3 | | | | | | | |
| 10 | Maren SJAAMO | 6 | 3 | 3 | 100 | | | 3 / 3 | | | | | | | |
| 14 | Ine GRIMSRUD | 2 | 1 | 1 | 100 | | | 1 / 1 | | | | | | | |
| 16 | Tonje LERSTAD | | | | | | | | | | | | | | |
| 19 | Thina OYESVOLD | 6 | 3 | 4 | 75 | | | 3 / 4 | | | | | | | |
| Totals | | 52 | 26 | 32 | 81 | | | 21 / 26 | 2 / 2 | 3 / 4 | | | | | |

| No. | Goalkeeper | Total | | | Saves / Shots | | | | | | |
|--------|---------------|-------|-------|----|---------------|-----------|-------|-----------|------------|-------------|-------|
| | | Saves | Shots | % | 1-Pt All | 1-Pt Spin | Spin | In-flight | Specialist | Direct Goal | P6m |
| 1 | Thea GRANLUND | 6 | 17 | 35 | 0 / 1 | | 1 / 3 | 3 / 7 | 2 / 5 | | 0 / 1 |
| Totals | | 6 | 17 | 35 | 0 / 1 | | 1 / 3 | 3 / 7 | 2 / 5 | | 0 / 1 |


Timing and Results provided by  TISSOT



Match No.: 13 Court 1

Results

| Team Comparison | 1st Period | | | | 2nd Period | | | |
|--------------------|-------------|-----|-------------|-----|-------------|-----|-------------|-----|
| | Australia | | Norway | | Australia | | Norway | |
| | Goals/Shots | % | Goals/Shots | % | Goals/Shots | % | Goals/Shots | % |
| In-flight Shots | 2 / 6 | 33 | 1 / 1 | 100 | 2 / 2 | 100 | 1 / 1 | 100 |
| Spin Shots | 0 / 3 | 0 | 7 / 10 | 70 | 2 / 5 | 40 | 14 / 16 | 88 |
| Specialist Shots | 1 / 1 | 100 | 3 / 4 | 75 | 2 / 5 | 40 | | |
| 1-Point Shots | | | | | 1 / 2 | 50 | | |
| Direct Goal Shots | | | | | | | | |
| 6-meter Shots | 1 / 1 | 100 | | | | | | |
| 1-Point Spin Shots | | | | | | | | |

Timing and Results provided by  TISSOT



Match No.: 13 Court 1

Results

Australia 0 vs 2 Norway

Referees:
Pablo MARTINEZ ISOLA (URU)
Luis MONICO OTTADO (URU)

1st Period: 8 - 22
2nd Period: 13 - 30

AUS - Australia

| No. | Name | Technical skills | | | | | |
|--------|----------------------|------------------|--------|---------------|-------------------|---------------|-----------|
| | | Assists | Steals | Blocked Shots | Received 6m Fouls | Penalty Fouls | Turnovers |
| 3 | Annabel MILLS | | | | | | 3 |
| 4 | Jessie WOOD | | | | | | 1 |
| 5 | Erin STRONG | | | | | | |
| 6 | Kaycee CLARK | | | | | | 2 |
| 8 | Haylee WILSON | | | | | | |
| 9 | Lucy WATKINS | | | | | | |
| 10 | Allira HUDSON-GOFERS | 2 | | | 1 | | 5 |
| 11 | Aline VIANA | 2 | | | | | 3 |
| 20 | Jessica FALLAH | | | | | | |
| 23 | Amy THOMAS | | | | | | |
| Team | | | | | | | |
| Totals | | 4 | | | 1 | | 14 |

NOR - Norway

| No. | Name | Technical skills | | | | | |
|--------|----------------------|------------------|--------|---------------|-------------------|---------------|-----------|
| | | Assists | Steals | Blocked Shots | Received 6m Fouls | Penalty Fouls | Turnovers |
| 1 | Thea GRANLUND | 1 | | | | | |
| 3 | Elisabeth HAMMERSTAD | 1 | 1 | | | 1 | |
| 4 | Martine WELFLER | | | | | | 3 |
| 5 | Marielle MARTINSEN | | 1 | | | | |
| 6 | Hanne OLSVIK | | | | | | |
| 8 | Susanne PETERSEN | | | 3 | | | |
| 10 | Maren SJAAMO | 1 | | | | | |
| 14 | Ine GRIMSRUD | 3 | | | | | |
| 16 | Tonje LERSTAD | | | | | | |
| 19 | Thina OYESVOLD | | | | | | 1 |
| Team | | | | | | | |
| Totals | | 6 | 2 | 3 | | 1 | 4 |

Running Score

AUS - NOR


1st Period

| | |
|------------------|---------------------|
| FALLAH J. | 2 : 0 |
| | 2 : 2 SJAAMO M. |
| | 2 : 4 OLSVIK H. |
| | 2 : 6 PETERSEN S. |
| | 2 : 8 WELFLER M. |
| MILLS A. | 4 : 8 |
| HUDSON-GOFERS A. | 6 : 8 |
| MILLS A. | 8 : 8 |
| | 8 : 10 OLSVIK H. |
| | 8 : 12 WELFLER M. |
| | 8 : 14 OLSVIK H. |
| | 8 : 16 WELFLER M. |
| | 8 : 18 MARTINSEN M. |
| | 8 : 20 MARTINSEN M. |
| | 8 : 22 MARTINSEN M. |

2nd Period

| | |
|------------------|----------------------|
| FALLAH J. | 2 : 0 |
| | 2 : 2 WELFLER M. |
| | 2 : 4 SJAAMO M. |
| | 2 : 6 WELFLER M. |
| | 2 : 8 OYESVOLD T. |
| FALLAH J. | 4 : 8 |
| | 4 : 10 SJAAMO M. |
| | 4 : 12 GRIMSRUD I. |
| | 4 : 14 OYESVOLD T. |
| HUDSON-GOFERS A. | 6 : 14 |
| | 6 : 16 WELFLER M. |
| | 6 : 18 OYESVOLD T. |
| | 6 : 20 WELFLER M. |
| VIANA A. | 7 : 20 |
| | 7 : 22 WELFLER M. |
| HUDSON-GOFERS A. | 9 : 22 |
| | 9 : 24 WELFLER M. |
| | 9 : 26 WELFLER M. |
| HUDSON-GOFERS A. | 11 : 26 |
| VIANA A. | 13 : 26 |
| | 13 : 28 MARTINSEN M. |
| | 13 : 30 WELFLER M. |

| Legend: | | | | | | | |
|---------|----------------|------|----------------|-----------|-------------------|------|------------------------------|
| % | Efficiency | 1-Pt | 1-Point-Shots | 1-Pt Spin | 1-Point-Spinshots | DR | Disqualification with Report |
| GG | Golden Goal | No. | Number | P6m | 6m Penalty Shots | Spin | Spinnshots |
| SUS | 1st Suspension | S+D | 2nd Suspension | | | | |

Timing and Results provided by  TISSOT





Match No.: 14 Court 2

Start List

MEX - ARG

Referees: Nichlas NYGAARD (DEN) / Jonas PRIMDAHL (DEN)

Technical Delegate A: Emir BESLIJA (MNE)
 Technical Delegate B: Jerome ROLLAND (FRA)
 Timekeeper: Laura BUCHON PEREA (ESP)
 Secretary: Patricia del VALLE ENCUESTRA (ESP)

MEX - Mexico

| No. | Name | Date of Birth | Competition Statistics | | | | | | |
|-----------------------------|------------------|---------------|------------------------|--------|------|-------|-----|-----|----|
| | | | MP | Points | 1-Pt | 2-Pt | SUS | S+D | DR |
| 5 | Ana HERNANDEZ | 29 NOV 1989 | 3 | 2 | | 1/4 | | | |
| 6 | Claudia MACIAS | 22 JUL 1992 | 3 | 36 | | 18/22 | | | |
| 7 | Gabriela SALAZAR | 24 JUL 1994 | 3 | | | | | | |
| 8 | Itzel VARGAS | 3 AUG 2000 | 3 | 33 | 1/1 | 16/24 | | | |
| 9 | Lucia BERRA | 1 JAN 1998 | 3 | | | | 1 | | |
| 10 | Fernanda RIVERA | 27 JUL 1991 | 3 | 7 | 1/1 | 3/4 | | | |
| 11 | Martha MEJIA | 11 APR 1992 | 3 | 8 | | 4/7 | | | |
| 12 | Edna URESTY | 30 JUN 1995 | 3 | 35 | 1/1 | 17/21 | | | |
| 14 | Andrea de LEON | 10 DEC 1997 | 3 | | | | 1 | | |
| 15 | Adela VALENZUELA | 30 JUL 1992 | 3 | | | | | | |
| Head Coach Miguel CONTRERAS | | | | | | | | | |


| MEX Played | | |
|------------|-----|--------|
| PR | GER | 0-2 |
| PR | NOR | 0-2 |
| PR | AUS | 2-0 |
| PR | USA | 13 JUL |
| PR | ARG | 13 JUL |

ARG - Argentina

| No. | Name | Date of Birth | Competition Statistics | | | | | | |
|-------------------------------|----------------------|---------------|------------------------|--------|------|-------|-----|-----|----|
| | | | MP | Points | 1-Pt | 2-Pt | SUS | S+D | DR |
| 2 | Agustina MIROTTA | 10 AUG 1995 | 3 | 23 | 1/1 | 11/19 | | | |
| 3 | Gisella BONOMI | 19 MAR 2000 | 3 | 41 | 3/4 | 19/22 | | | |
| 4 | Carolina PONCE | 15 MAY 2000 | 3 | 6 | | 3/4 | | | |
| 5 | Fiorella CORIMBERTO | 29 AUG 2001 | 3 | 40 | | 20/21 | | | |
| 6 | Ivana ELIGES | 14 OCT 1983 | 3 | 12 | | 6/8 | | | |
| 7 | Gisela THURMANN | 29 JUN 1988 | 3 | | | | 1 | | |
| 8 | Micaela CORIMBERTO | 29 AUG 2001 | 3 | 2 | | 1/1 | | | |
| 12 | Florencia BERICIO | 21 SEP 1989 | 3 | 6 | | 3/4 | | | |
| 13 | Celeste MECCIA | 26 MAY 1986 | 3 | 10 | | 5/7 | | | |
| 20 | Luciana SCORDAMAGLIA | 17 JUL 1994 | 3 | | | | 1 | | |
| Head Coach Salvador COMPARONE | | | | | | | | | |

| ARG Played | | |
|------------|-----|--------|
| PR | AUS | 2-0 |
| PR | GER | 1-2 |
| PR | USA | 2-0 |
| PR | NOR | 13 JUL |
| PR | MEX | 13 JUL |

| Legend: | | | | | | | |
|---------|-----------------|------|----------------|--------|-------------------|-----|-------------------------|
| 1-Pt | 1-Point Shots | 2-Pt | 2-Point Shots | PL 5-7 | Placement 5-7 | DR | Disqualification+Report |
| MP | Matches played | No. | Uniform Number | PR | Preliminary Round | SUS | 1st Suspensions |
| S+D | 2nd Suspensions | | | | | | |

Timing and Results provided by 





Match No.: 14 Court 2

Results

Mexico 0 vs 2 Argentina

Referees:
Nichlas NYGAARD (DEN)
Jonas PRIMDAHL (DEN)

1st Period: 18 - 34
2nd Period: 12 - 24

MEX - Mexico

Headcoach: Miguel CONTRERAS

Team time outs: 1

| No. | Name | Total | | | | Goals / Shots | | | | | | | Punishments | | |
|--------|------------------|--------|-------|-------|----|---------------|-----------|-------|-----------|------------|-------------|-------|-------------|-----|----|
| | | Points | Goals | Shots | % | 1-Pt All | 1-Pt Spin | Spin | In-flight | Specialist | Direct Goal | P6m | SUS | S+D | DR |
| 5 | Ana HERNANDEZ | | 0 | 1 | 0 | | | | | 0 / 1 | | | | | |
| 6 | Claudia MACIAS | 5 | 3 | 7 | 43 | 1 / 1 | | 0 / 1 | 0 / 1 | 2 / 4 | | | | | |
| 7 | Gabriela SALAZAR | | | | | | | | | | | | | | |
| 8 | Itzel VARGAS | 11 | 6 | 8 | 75 | 1 / 1 | | 3 / 4 | | | | 2 / 3 | | | |
| 9 | Lucia BERRA | | | | | | | | | | | | | | |
| 10 | Fernanda RIVERA | | | | | | | | | | | | | | |
| 11 | Martha MEJIA | | | | | | | | | | | | | | |
| 12 | Edna URESTY | 14 | 7 | 12 | 58 | | | 2 / 3 | 5 / 9 | | | | | | |
| 14 | Andrea de LEON | | | | | | | | | | | | 1 | | |
| 15 | Adela VALENZUELA | | | | | | | | | | | | | | |
| Totals | | 30 | 16 | 28 | 57 | 2 / 2 | | 5 / 8 | 5 / 10 | 2 / 5 | | 2 / 3 | 1 | | |

| No. | Goalkeeper | Total | | | Saves / Shots | | | | | | | |
|--------|------------------|-------|-------|---|---------------|-----------|--------|-----------|------------|-------------|-----|-------|
| | | Saves | Shots | % | 1-Pt All | 1-Pt Spin | Spin | In-flight | Specialist | Direct Goal | P6m | |
| 7 | Gabriela SALAZAR | 1 | 13 | 8 | | | 0 / 6 | 1 / 6 | | | | 0 / 1 |
| 15 | Adela VALENZUELA | 0 | 17 | 0 | | | 0 / 8 | 0 / 7 | 0 / 2 | | | |
| Totals | | 1 | 30 | 3 | | | 0 / 14 | 1 / 13 | 0 / 2 | | | 0 / 1 |


ARG - Argentina

Headcoach:

Team time outs: 1

| No. | Name | Total | | | | Goals / Shots | | | | | | | Punishments | | |
|--------|----------------------|--------|-------|-------|-----|---------------|-----------|---------|-----------|------------|-------------|-------|-------------|-----|----|
| | | Points | Goals | Shots | % | 1-Pt All | 1-Pt Spin | Spin | In-flight | Specialist | Direct Goal | P6m | SUS | S+D | DR |
| 2 | Agustina MIROTTA | 16 | 8 | 8 | 100 | | | 1 / 1 | 7 / 7 | | | | | | |
| 3 | Gisella BONOMI | 18 | 9 | 9 | 100 | | | 6 / 6 | 3 / 3 | | | | | | |
| 4 | Carolina PONCE | 2 | 1 | 2 | 50 | | | | | 1 / 2 | | | | | |
| 5 | Fiorella CORIMBERTO | 18 | 9 | 11 | 82 | | | 7 / 7 | 2 / 4 | | | | | | |
| 6 | Ivana ELIGES | 2 | 1 | 1 | 100 | | | | | 1 / 1 | | | | | |
| 7 | Gisela THURMANN | | | | | | | | | | | | | | |
| 8 | Micaela CORIMBERTO | | | | | | | | | | | | | | |
| 12 | Florencia BERICIO | | | | | | | | | | | | | | |
| 13 | Celeste MECCIA | 2 | 1 | 1 | 100 | | | | | | | 1 / 1 | | | |
| 20 | Luciana SCORDAMAGLIA | | 0 | 1 | 0 | | | | 0 / 1 | | | | | | |
| Totals | | 58 | 29 | 33 | 88 | | | 14 / 14 | 12 / 15 | 2 / 3 | | 1 / 1 | | | |

| No. | Goalkeeper | Total | | | Saves / Shots | | | | | | | |
|--------|-------------------|-------|-------|----|---------------|-----------|-------|-----------|------------|-------------|-----|-------|
| | | Saves | Shots | % | 1-Pt All | 1-Pt Spin | Spin | In-flight | Specialist | Direct Goal | P6m | |
| 12 | Florencia BERICIO | 7 | 23 | 30 | 0 / 2 | | 2 / 7 | 3 / 8 | 1 / 3 | | | 1 / 3 |
| Totals | | 7 | 23 | 30 | 0 / 2 | | 2 / 7 | 3 / 8 | 1 / 3 | | | 1 / 3 |


Timing and Results provided by  TISSOT



Match No.: 14 Court 2

Results

| Team Comparison | 1st Period | | | | 2nd Period | | | |
|--------------------|-------------|-----|-------------|-----|-------------|-----|-------------|-----|
| | Mexico | | Argentina | | Mexico | | Argentina | |
| | Goals/Shots | % | Goals/Shots | % | Goals/Shots | % | Goals/Shots | % |
| In-flight Shots | 3 / 6 | 50 | 7 / 8 | 88 | 2 / 4 | 50 | 5 / 7 | 71 |
| Spin Shots | 3 / 3 | 100 | 8 / 8 | 100 | 2 / 5 | 40 | 6 / 6 | 100 |
| Specialist Shots | 2 / 4 | 50 | 2 / 2 | 100 | 0 / 1 | 0 | 0 / 1 | 0 |
| 1-Point Shots | | | | | 2 / 2 | 100 | | |
| Direct Goal Shots | | | | | | | | |
| 6-meter Shots | 1 / 1 | 100 | | | 1 / 2 | 50 | 1 / 1 | 100 |
| 1-Point Spin Shots | | | | | | | | |

Timing and Results provided by  TISSOT





Match No.: 14 Court 2

Results

Mexico 0 vs 2 Argentina

Referees:
Nichlas NYGAARD (DEN)
Jonas PRIMDAHL (DEN)

1st Period: 18 - 34
2nd Period: 12 - 24

MEX - Mexico

| No. | Name | Technical skills | | | | | |
|--------|------------------|------------------|--------|---------------|-------------------|---------------|-----------|
| | | Assists | Steals | Blocked Shots | Received 6m Fouls | Penalty Fouls | Turnovers |
| 5 | Ana HERNANDEZ | | | | | | |
| 6 | Claudia MACIAS | 2 | | | | | |
| 7 | Gabriela SALAZAR | | | | | | |
| 8 | Itzel VARGAS | 2 | | | 1 | | 2 |
| 9 | Lucia BERRA | | | | | | |
| 10 | Fernanda RIVERA | | | | | | |
| 11 | Martha MEJIA | | | | | | |
| 12 | Edna URESTY | | | | | | 4 |
| 14 | Andrea de LEON | | | | | 1 | |
| 15 | Adela VALENZUELA | | | | | | 2 |
| Team | | | | | | | |
| Totals | | 4 | | | 1 | 1 | 8 |

Running Score

MEX - ARG

1st Period

0 : 2 BONOMI G.
0 : 4 MIROTTA A.
0 : 6 CORIMBERTO F.
0 : 8 CORIMBERTO F.
MACIAS C. 2 : 8
2 : 10 MIROTTA A.
MACIAS C. 4 : 10
URESTY E. 6 : 10
6 : 12 BONOMI G.
VARGAS I. 8 : 12
8 : 14 MIROTTA A.
URESTY E. 10 : 14
10 : 16 CORIMBERTO F.
10 : 18 BONOMI G.
10 : 20 BONOMI G.
10 : 22 CORIMBERTO F.
URESTY E. 12 : 22
12 : 24 CORIMBERTO F.
12 : 26 MIROTTA A.
12 : 28 CORIMBERTO F.
URESTY E. 14 : 28
14 : 30 PONCE C.
URESTY E. 16 : 30
16 : 32 MIROTTA A.
16 : 34 ELIGES I.
VARGAS I. 18 : 34


2nd Period

0 : 2 MECCIA C.
VARGAS I. 2 : 2
2 : 4 BONOMI G.
URESTY E. 4 : 4
4 : 6 MIROTTA A.
4 : 8 MIROTTA A.
URESTY E. 6 : 8
6 : 10 BONOMI G.
MACIAS C. 7 : 10
7 : 12 CORIMBERTO F.
7 : 14 CORIMBERTO F.
7 : 16 MIROTTA A.
7 : 18 BONOMI G.
7 : 20 CORIMBERTO F.
VARGAS I. 9 : 20
9 : 22 BONOMI G.
VARGAS I. 11 : 22
11 : 24 BONOMI G.
VARGAS I. 12 : 24

ARG - Argentina

| No. | Name | Technical skills | | | | | |
|--------|----------------------|------------------|--------|---------------|-------------------|---------------|-----------|
| | | Assists | Steals | Blocked Shots | Received 6m Fouls | Penalty Fouls | Turnovers |
| 2 | Agustina MIROTTA | | | | | | |
| 3 | Gisella BONOMI | 1 | | | | | |
| 4 | Carolina PONCE | 2 | | | | | 1 |
| 5 | Fiorella CORIMBERTO | 1 | | | | | 2 |
| 6 | Ivana ELIGES | 5 | | | 2 | | |
| 7 | Gisela THURMANN | | | 1 | | 1 | |
| 8 | Micaela CORIMBERTO | 1 | | | | | |
| 12 | Florencia BERICIO | 1 | | | | | |
| 13 | Celeste MECCIA | | | | | | |
| 20 | Luciana SCORDAMAGLIA | | | 1 | | 1 | |
| Team | | | | | | | |
| Totals | | 11 | | 2 | 2 | 2 | 3 |

| Legend: | | | | | | | |
|---------|----------------|------|----------------|-----------|-------------------|------|------------------------------|
| % | Efficiency | 1-Pt | 1-Point-Shots | 1-Pt Spin | 1-Point-Spinshots | DR | Disqualification with Report |
| GG | Golden Goal | No. | Number | P6m | 6m Penalty Shots | Spin | Spinnshots |
| SUS | 1st Suspension | S+D | 2nd Suspension | | | | |

Timing and Results provided by  TISSOT





Match No.: 15 Court 1

Start List

GER - USA

Referees: Tea LACKOVIC (CRO) / Natasa VISNJIC (CRO)

Technical Delegate A: Luiz Filipe CALDAS (BRA)
 Technical Delegate B: Ioannis MEIMARIDIS (GRE)
 Timekeeper: Hector ORJUELA (COL)
 Secretary: J. Camilo SALAMANCA (COL)

GER - Germany

| No. | Name | Date of Birth | Competition Statistics | | | | | | |
|--------------------------------|-----------------------|---------------|------------------------|--------|------|-------|-----|-----|----|
| | | | MP | Points | 1-Pt | 2-Pt | SUS | S+D | DR |
| 5 | Kirsten Sophie WALTER | 21 FEB 1996 | 3 | 4 | | 2/2 | 3 | | |
| 6 | Michelle SCHAFER | 19 NOV 2003 | 3 | 14 | | 7/11 | | | |
| 8 | Belen GETTWART | 15 MAR 2002 | 3 | 30 | | 15/18 | | | |
| 10 | Isabel KATTNER | 17 OCT 2000 | 3 | 31 | 1/1 | 15/21 | | | |
| 17 | Lena KLINGLER | 3 OCT 2000 | 3 | 11 | 1/1 | 5/14 | | | |
| 20 | Katharina FILTER | 4 FEB 1999 | 3 | 4 | | 2/3 | | | |
| 26 | Carolin HUBNER | 5 JUN 2004 | 3 | 2 | | 1/1 | | | |
| 33 | Lucie KRETZSCHMAR | 7 AUG 2000 | 3 | 3 | 1/1 | 1/1 | | | |
| 34 | Liv SUCHTING | 29 MAY 2000 | 3 | | | | 2 | | |
| 66 | Amelie MOLLMANN | 22 MAY 2001 | 3 | 46 | | 23/32 | | | |
| Head Coach Alexander NOVAKOVIC | | | | | | | | | |

| GER Played | | |
|------------|-----|--------|
| PR | MEX | 2-0 |
| PR | ARG | 2-1 |
| PR | NOR | 2-1 |
| PR | AUS | 13 JUL |
| PR | USA | 13 JUL |

USA - United States

| No. | Name | Date of Birth | Competition Statistics | | | | | | |
|----------------------|-------------------|---------------|------------------------|--------|------|-------|-----|-----|----|
| | | | MP | Points | 1-Pt | 2-Pt | SUS | S+D | DR |
| 3 | Courtney HEELEY | 18 MAR 1992 | 3 | 14 | | 7/13 | | | |
| 5 | Renee SNYDER | 15 DEC 1980 | 3 | 16 | | 8/15 | | | |
| 6 | Christine MANSOUR | 30 MAY 1993 | 3 | 42 | | 21/31 | | | |
| 8 | Cedar BELLOWES | 15 OCT 1992 | 3 | | | | 1 | | |
| 9 | Kimberly POPP | 6 JUL 1986 | 3 | | | | | | |
| 10 | Cecilia AGRAZ | 29 JAN 1991 | 3 | | | | | | |
| 12 | Emma JOHNSON | 26 FEB 1997 | 3 | | | | | | |
| 13 | Isabelle GOSAR | 15 MAR 1995 | 3 | | | | 1 | 1 | |
| 14 | Ashley van RYN | 4 AUG 1986 | 3 | 18 | | 9/21 | | | |
| 16 | Staci SELF | 6 FEB 1985 | 3 | | | | | | |
| Head Coach Lisa DUNN | | | | | | | | | |

| USA Played | | |
|------------|-----|--------|
| PR | NOR | 0-2 |
| PR | AUS | 2-0 |
| PR | ARG | 0-2 |
| PR | MEX | 13 JUL |
| PR | GER | 13 JUL |

| | | | | |
|----------------------------|---------------------------|-----------------------------|-----------------------------|-----------------------------------|
| Legend: | 1-Pt 1-Point Shots | 2-Pt 2-Point Shots | PL 5-7 Placement 5-7 | DR Disqualification+Report |
| MP Matches played | No. Uniform Number | PR Preliminary Round | SUS 1st Suspensions | |
| S+D 2nd Suspensions | | | | |

Timing and Results provided by 





Match No.: 15 Court 1

Results

Germany 2 vs 0 United States of America

Referees:
Tea LACKOVIC (CRO)
Natasa VISNJIC (CRO)

1st Period: 21 - 10
2nd Period: 20 - 12

GER - Germany

Headcoach: Alexander NOVAKOVIC

| No. | Name | Total | | | | Goals / Shots | | | | | | | Punishments | | | |
|--------|-----------------------|--------|-------|-------|----|---------------|-----------|---------|-----------|------------|-------------|-------|-------------|-----|----|--|
| | | Points | Goals | Shots | % | 1-Pt All | 1-Pt Spin | Spin | In-flight | Specialist | Direct Goal | P6m | SUS | S+D | DR | |
| 5 | Kirsten Sophie WALTER | | | | | | | | | | | | | | | |
| 6 | Michelle SCHAFER | 8 | 4 | 6 | 67 | | | | | 4 / 6 | | | | | | |
| 8 | Belen GETTWART | | | | | | | | | | | | | | | |
| 10 | Isabel KATTNER | 8 | 4 | 7 | 57 | | | 4 / 6 | 0 / 1 | | | | | | | |
| 17 | Lena KLINGLER | 12 | 6 | 10 | 60 | | | 3 / 6 | | | | 3 / 4 | | | | |
| 20 | Katharina FILTER | | | | | | | | | | | | | | | |
| 26 | Carolin HUBNER | | | | | | | | | | | | | | | |
| 33 | Lucie KRETZSCHMAR | | | | | | | | | | | | | | | |
| 34 | Liv SUCHTING | | | | | | | | | | | | | 1 | | |
| 66 | Amelie MOLLMANN | 13 | 7 | 11 | 64 | 1 / 1 | | 6 / 10 | | | | | | | | |
| Totals | | 41 | 21 | 34 | 62 | 1 / 1 | | 13 / 22 | 0 / 1 | 4 / 6 | | 3 / 4 | | 1 | | |

| No. | Goalkeeper | Total | | | Saves / Shots | | | | | | | |
|--------|------------------|-------|-------|----|---------------|-----------|--------|-----------|------------|-------------|-----|-------|
| | | Saves | Shots | % | 1-Pt All | 1-Pt Spin | Spin | In-flight | Specialist | Direct Goal | P6m | |
| 20 | Katharina FILTER | 14 | 25 | 56 | | | 6 / 11 | 6 / 10 | 0 / 1 | | | 2 / 3 |
| Totals | | 14 | 25 | 56 | | | 6 / 11 | 6 / 10 | 0 / 1 | | | 2 / 3 |


USA - United States

Headcoach: Lisa DUNN

Team time outs: 2

| No. | Name | Total | | | | Goals / Shots | | | | | | | Punishments | | | |
|--------|-------------------|--------|-------|-------|----|---------------|-----------|--------|-----------|------------|-------------|-------|-------------|-----|----|--|
| | | Points | Goals | Shots | % | 1-Pt All | 1-Pt Spin | Spin | In-flight | Specialist | Direct Goal | P6m | SUS | S+D | DR | |
| 3 | Courtney HEELEY | 2 | 1 | 2 | 50 | | | | | | | | | | | |
| 5 | Renee SNYDER | 4 | 2 | 9 | 22 | | | 2 / 9 | | | | | | | | |
| 6 | Christine MANSOUR | 10 | 5 | 8 | 63 | | | | 4 / 5 | | | 1 / 3 | | | | |
| 8 | Cedar BELLOWS | | | | | | | | | | | | 1 | | | |
| 9 | Kimberly POPP | | | | | | | | | | | | | | | |
| 10 | Cecilia AGRAZ | | | | | | | | | | | | | | | |
| 12 | Emma JOHNSON | | | | | | | | | | | | | | | |
| 13 | Isabelle GOSAR | | | | | | | | | | | | | | | |
| 14 | Ashley van RYN | 6 | 3 | 9 | 33 | | | 3 / 4 | 0 / 5 | | | | | | | |
| 16 | Staci SELF | | | | | | | | | | | | | | | |
| Totals | | 22 | 11 | 28 | 39 | | | 5 / 13 | 4 / 10 | 1 / 2 | | 1 / 3 | | 1 | | |

| No. | Goalkeeper | Total | | | Saves / Shots | | | | | | | |
|--------|--------------|-------|-------|----|---------------|-----------|--------|-----------|------------|-------------|-----|-------|
| | | Saves | Shots | % | 1-Pt All | 1-Pt Spin | Spin | In-flight | Specialist | Direct Goal | P6m | |
| 12 | Emma JOHNSON | 0 | 1 | 0 | | | | | | | | 0 / 1 |
| 16 | Staci SELF | 6 | 26 | 23 | 0 / 1 | | 4 / 17 | 1 / 1 | 1 / 5 | | | 0 / 2 |
| Totals | | 6 | 27 | 22 | 0 / 1 | | 4 / 17 | 1 / 1 | 1 / 5 | | | 0 / 3 |

Timing and Results provided by  TISSOT



Match No.: 15 Court 1

Results

| Team Comparison | 1st Period | | | | 2nd Period | | | |
|--------------------|-------------|-----|--------------------------|----|-------------|----|--------------------------|-----|
| | Germany | | United States of America | | Germany | | United States of America | |
| | Goals/Shots | % | Goals/Shots | % | Goals/Shots | % | Goals/Shots | % |
| In-flight Shots | 0 / 1 | 0 | 2 / 6 | 33 | | | 2 / 4 | 50 |
| Spin Shots | 6 / 11 | 55 | 2 / 4 | 50 | 7 / 11 | 64 | 3 / 9 | 33 |
| Specialist Shots | 2 / 3 | 67 | 0 / 1 | 0 | 2 / 3 | 67 | 1 / 1 | 100 |
| 1-Point Shots | 1 / 1 | 100 | | | | | | |
| Direct Goal Shots | | | | | | | | |
| 6-meter Shots | 2 / 2 | 100 | 1 / 2 | 50 | 1 / 2 | 50 | 0 / 1 | 0 |
| 1-Point Spin Shots | | | | | | | | |



Match No.: 15 Court 1

Results

Germany 2 vs 0 United States of America

Referees:
Tea LACKOVIC (CRO)
Natasa VISNJIC (CRO)

1st Period: 21 - 10
2nd Period: 20 - 12

GER - Germany

| No. | Name | Technical skills | | | | | |
|--------|-----------------------|------------------|--------|---------------|-------------------|---------------|-----------|
| | | Assists | Steals | Blocked Shots | Received 6m Fouls | Penalty Fouls | Turnovers |
| 5 | Kirsten Sophie WALTER | | | | | 1 | |
| 6 | Michelle SCHAFER | | | | | | 1 |
| 8 | Belen GETTWARD | | | | | | |
| 10 | Isabel KATTNER | 1 | | | 4 | | |
| 17 | Lena KLINGLER | | | | | | |
| 20 | Katharina FILTER | | | | | | 1 |
| 26 | Carolin HUBNER | | | | | | |
| 33 | Lucie KRETZSCHMAR | | | | | 1 | |
| 34 | Liv SUCHTING | | 2 | 2 | | 1 | |
| 66 | Amelie MOLLMANN | | | | | | |
| Team | | | | | | | |
| Totals | | 1 | 2 | 2 | 4 | 3 | 2 |

Running Score

GER - USA

1st Period

| | |
|---------|------------|
| 0 : 2 | SNYDER R. |
| 2 : 2 | |
| 4 : 2 | |
| 6 : 2 | |
| 8 : 2 | |
| 10 : 2 | |
| 10 : 4 | MANSOUR C. |
| 12 : 4 | |
| 12 : 6 | VAN RYN A. |
| 14 : 6 | |
| 16 : 6 | |
| 17 : 6 | |
| 17 : 8 | MANSOUR C. |
| 19 : 8 | |
| 21 : 8 | |
| 21 : 10 | MANSOUR C. |


2nd Period

| | |
|---------|------------|
| 0 : 2 | MANSOUR C. |
| 2 : 2 | |
| 4 : 2 | |
| 4 : 4 | VAN RYN A. |
| 6 : 4 | |
| 6 : 6 | HEELEY C. |
| 8 : 6 | |
| 8 : 8 | SNYDER R. |
| 10 : 8 | |
| 10 : 10 | VAN RYN A. |
| 12 : 10 | |
| 14 : 10 | |
| 16 : 10 | |
| 16 : 12 | MANSOUR C. |
| 18 : 12 | |
| 20 : 12 | |

USA - United States

| No. | Name | Technical skills | | | | | |
|--------|-------------------|------------------|--------|---------------|-------------------|---------------|-----------|
| | | Assists | Steals | Blocked Shots | Received 6m Fouls | Penalty Fouls | Turnovers |
| 3 | Courtney HEELEY | | | | | | 5 |
| 5 | Renee SNYDER | | | | | | |
| 6 | Christine MANSOUR | | | | 2 | | 3 |
| 8 | Cedar BELLOWS | | | | | 4 | |
| 9 | Kimberly POPP | | | | | | |
| 10 | Cecilia AGRAZ | | | | | | |
| 12 | Emma JOHNSON | | | | | | |
| 13 | Isabelle GOSAR | | | | | | |
| 14 | Ashley van RYN | 2 | | | 1 | | |
| 16 | Staci SELF | | | | | | |
| Team | | | | | | | 2 |
| Totals | | 2 | | | 3 | 4 | 10 |

| | | | | | | | |
|----------------|--------------------|----------|----------------------|---------------|------------------------------------|---------|--|
| Legend: | % Efficiency | 1-Pt No. | 1-Point-Shots Number | 1-Pt Spin P6m | 1-Point-Spinshots 6m Penalty Shots | DR Spin | Disqualification with Report Spinshots |
| | GG Golden Goal | S+D | 2nd Suspension | | | | |
| | SUS 1st Suspension | | | | | | |

Timing and Results provided by  TISSOT

