



Duathlon





	Duathlon	1
1	Table of Contents	2
2	Competition Schedule	3
3	Number of Entries by Country	4
4	Entry List by Country	5
5	Medallists by Event	8
6	Medal Standings	9
7	Men's Individual	10
7.1	Medallists	11
7.2	Final	12
7.2.1	Start List	12
7.2.2	Results	13
7.2.3	Race Analysis	16
8	Women's Individual	23
8.1	Medallists	24
8.2	Final	25
8.2.1	Start List	25
8.2.2	Results	26
8.2.3	Race Analysis	28
9	Mixed Team Relay	33
9.1	Medallists	34
9.2	Final	35
9.2.1	Start List	35
9.2.2	Results	37
9.2.3	Race Analysis (Relay)	39




Competition Schedule

As of SAT 16 JUL 2022

Date	Start Time	Estimated Finish Time	Event
SAT 16 JUL	8:00	12:00	Women's Individual Final
	17:00	19:00	Men's Individual Final
SUN 17 JUL	13:00	14:25	Mixed Team Relay Final

Note:

Please check online for more details and the latest updates.

Timing and Results provided by  **TISSOT**

DUA-----_C08 1

Report Created SAT 16 JUL 2022 5:51

Page 1 / 1





Number of Entries by Country

As of SUN 17 JUL 2022

Country	Individual Events			Mixed Teams
	Men	Women	Total	
AUS - Australia	2	1	3	1
AUT - Austria		1	1	
BEL - Belgium	3	3	6	2
BRN - Bahrain	1		1	
COL - Colombia	3		3	
FRA - France	3	2	5	2
GER - Germany		1	1	
JOR - Jordan		1	1	
JPN - Japan	1	1	2	1
MAR - Morocco	1		1	
MEX - Mexico	2	2	4	2
NED - Netherlands	2	3	5	2
PHI - Philippines	1	1	2	1
ROU - Romania		2	2	
RSA - South Africa	2	1	3	1
SUI - Switzerland	3		3	
SVK - Slovakia		1	1	
UAE - United Arab Emirates	2		2	
URU - Uruguay	1		1	
USA - United States of America	2	2	4	1
VEN - Venezuela	1	2	3	
Total:	30	24	54	13
Number of Countries:	16	15	21	9






Entry List by Country

As of SAT 16 JUL 2022

Country	Gender	Date of Birth	Height m / ft in
AUS - Australia			
Aleisha WESLEY	Female	27 MAY 1999	- / -
Sam MILEHAM	Male	30 OCT 1998	- / -
Matt SMITH	Male	27 JUL 1996	- / -
AUT - Austria			
Sandrina ILLES	Female	22 SEP 1986	- / -
BEL - Belgium			
Lotte CLAES	Female	5 MAY 1993	- / -
Lotte CLAES	Female	5 MAY 1993	- / -
Maurine RICOUR	Female	27 SEP 1991	- / -
Maurine RICOUR	Female	27 SEP 1991	- / -
Laura SWANNET	Female	25 AUG 1999	- / -
Laura SWANNET	Female	25 AUG 1999	- / -
Vincent BIERINCKX	Male	25 APR 1990	- / -
Vincent BIERINCKX	Male	25 APR 1990	- / -
Arnaud DELY	Male	22 JAN 1997	- / -
Arnaud DELY	Male	22 JAN 1997	- / -
Angelo VANDECASTEELE	Male	13 MAY 1990	- / -
Angelo VANDECASTEELE	Male	13 MAY 1990	- / -
BRN - Bahrain			
Moussa KARICH	Male	3 SEP 1990	- / -
COL - Colombia			
David Alberto GUETE QUINTERO	Male	13 JUL 1991	- / -
Brian Esteban MOYA MANRIQUE	Male	12 JUN 1993	- / -
Carlos Javier QUINCHARA FORERO	Male	27 JUN 1988	- / -
FRA - France			
Garance BLAUT	Female	2 AUG 1991	- / -
Marion LEGRAND	Female	5 MAY 1992	- / -
Benjamin CHOQUERT	Male	17 APR 1986	- / -
Nathan GUERBEUR	Male	14 MAR 1996	- / -
Maxime HUEBER-MOOSBRUGGER	Male	29 APR 1996	- / -
GER - Germany			
Merle BRUNNEE	Female	20 AUG 1994	- / -
JOR - Jordan			
Karina OTHMAN	Female	9 NOV 1998	- / -
JPN - Japan			
Ai UEDA	Female	26 OCT 1983	- / -
Fumiya TANAKA	Male	16 JUL 1991	- / -
MAR - Morocco			
Nabil KOUZKOUZ	Male	10 SEP 1998	- / -

Timing and Results provided by  TISSOT





Entry List by Country

As of SAT 16 JUL 2022

Country	Gender	Date of Birth	Height m / ft in
MEX - Mexico			
Jazmin AGUILAR	Female	19 NOV 1987	- / -
Luisa BACA	Female	2 DEC 2001	- / -
Isaac VALENCIA	Male	29 JAN 1992	- / -
Victor ZAMBRANO	Male	16 NOV 1999	- / -
NED - Netherlands			
Diede DIEDERIKS	Female	19 MAR 1991	- / -
Karin NIEUWENHUIJSEN	Female	2 JAN 1987	- / -
Ann SCHOOT UITERKAMP	Female	12 JUN 1985	- / -
Thomas CREMERS	Male	17 NOV 1998	- / -
Daan de GROOT	Male	11 NOV 1991	- / -
Joey van 'T VERLAAT	Male	2 AUG 1999	- / -
PHI - Philippines			
Kim MANGROBANG	Female	4 SEP 1991	- / -
Fer CASARES	Male	1 JUN 1996	- / -
ROU - Romania			
Gal DIANA	Female	13 JUL 1982	- / -
Antoanela MANAC	Female	14 OCT 1995	- / -
RSA - South Africa			
Natalie Ann STERK	Female	11 SEP 1990	- / -
Jonathan BENJAMIN	Male	21 SEP 1996	- / -
Dylan KRUGER	Male	13 AUG 1997	- / -
SUI - Switzerland			
Andrea Jonathan ALAGONA	Male	24 JUL 2001	- / -
Valentin GUTKNECHT	Male	8 JAN 1998	- / -
Michael OTT	Male	22 MAR 1982	- / -
SVK - Slovakia			
Nikola CORBOVA	Female	8 DEC 1990	- / -
UAE - United Arab Emirates			
Faris ALZAABI	Male	23 JUL 1992	- / -
Saud ALZAABI	Male	7 AUG 1988	- / -
URU - Uruguay			
Franco FORESTIER	Male	28 APR 1987	- / -
USA - United States of America			
Kari GILES	Female	2 NOV 1982	- / -
Deanna NEWMAN	Female	7 AUG 1970	- / -
Alex ARMAN	Male	17 JUL 1988	- / -
Albert HARRISON	Male	10 MAY 1988	- / -

Timing and Results provided by  TISSOT

DUA-----_C32A 1

Report Created SAT 16 JUL 2022 6:12

Page 2 / 3






Entry List by Country

As of SAT 16 JUL 2022

Country	Gender	Date of Birth	Height m / ft in
VEN - Venezuela			
Edymar BREA ABREU	Female	3 MAR 1997	- / -
Joselyn BREA ABREU	Female	12 AUG 1994	- / -
Ibarra GREGORI	Male	16 NOV 1993	- / -

Legend:
- Information not available

Timing and Results provided by  **TISSOT**

DUA-----_C32A 1

Report Created SAT 16 JUL 2022 6:12

Page 3 / 3






Medallists by Event

As of SUN 17 JUL 2022 At 14:33

Event	Date	Medal	Name	Country Code	Gender
Women's Individual	SAT 16 JUL	GOLD	Maurine RICOUR	BEL	
		SILVER	Ai UEDA	JPN	
		BRONZE	Joselyn BREA ABREU	VEN	
Men's Individual	SAT 16 JUL	GOLD	Maxime HUEBER-MOOSBRUGGER	FRA	
		SILVER	Benjamin CHOQUERT	FRA	
		BRONZE	Victor ZAMBRANO	MEX	
Mixed Team Relay	SUN 17 JUL	GOLD	Maxime HUEBER-MOOSBRUGGER Marion LEGRAND	FRA	Male Female
		SILVER	Arnaud DELY Maurine RICOUR	BEL	Male Female
		BRONZE	Nathan GUERBEUR Garance BLAUT	FRA	Male Female

Timing and Results provided by  TISSOT

DUA-----_C93 3

Report Created SUN 17 JUL 2022 14:33

Page 1 / 1





Medal Standings

As of SUN 17 JUL 2022 At 14:33

Rank	Country	Women				Men				Mixed				Total				Rank by Total
		G	S	B	Tot.	G	S	B	Tot.	G	S	B	Tot.	G	S	B	Tot.	
1	FRA - France					1	1		2	1			2	2	1	1	4	1
2	BEL - Belgium	1			1						1		1	1	1		2	2
3	JPN - Japan		1		1										1		1	=3
4	MEX - Mexico							1	1							1	1	=3
4	VEN - Venezuela			1	1											1	1	=3
Total:		1	1	1	3	1	1	1	3	1	1	1	3	3	3	3	9	


Note:

Rank by Total is calculated by the total number of gold, silver and bronze medals.

Legend:

= Equal sign indicates that two or more Countries share the same rank by total

G Gold **S** Silver **B** Bronze **Tot.** Total

Timing and Results provided by  TISSOT





Duathlon

Men's Individual





Medallists

Medal	Name	Country
GOLD	Maxime HUEBER-MOOSBRUGGER	FRA - France
SILVER	Benjamin CHOQUERT	FRA - France
BRONZE	Victor ZAMBRANO	MEX - Mexico



Start List

Race Number	Name	Country Code	Date of Birth	Run 1	Bike	Run 2
1	Angelo VANDECASTEELE	BEL	13 MAY 1990			
3	Arnaud DELY	BEL	22 JAN 1997			
4	Benjamin CHOQUERT	FRA	17 APR 1986			
5	HUEBER-MOOSBRUGGER	FRA	29 APR 1996			
6	Nathan GUERBEUR	FRA	14 MAR 1996			
7	Vincent BIERINCKX	BEL	25 APR 1990			
8	Michael OTT	SUI	22 MAR 1982			
9	Thomas CREMERS	NED	17 NOV 1998			
10	Isaac VALENCIA	MEX	29 JAN 1992			
11	Dylan KRUGER	RSA	13 AUG 1997			
12	Brian Esteban MOYA MANRIQUE	COL	12 JUN 1993			
14	Jonathan BENJAMIN	RSA	21 SEP 1996			
15	Moussa KARICH	BRN	3 SEP 1990			
16	David Alberto GUETE QUINTERO	COL	13 JUL 1991			
17	Fer CASARES	PHI	1 JUN 1996			
18	Ibarra GREGORI	VEN	16 NOV 1993			
19	QUINCHARA FORERO	COL	27 JUN 1988			
20	Saud ALZAABI	UAE	7 AUG 1988			
21	Faris ALZAABI	UAE	23 JUL 1992			
23	Franco FORESTIER	URU	28 APR 1987			
24	Victor ZAMBRANO	MEX	16 NOV 1999			
25	Fumiya TANAKA	JPN	16 JUL 1991			
26	Joey van 'T VERLAAT	NED	2 AUG 1999			
27	Andrea Jonathan ALAGONA	SUI	24 JUL 2001			
28	Alex ARMAN	USA	17 JUL 1988			
29	Albert HARRISON	USA	10 MAY 1988			
30	Matt SMITH	AUS	27 JUL 1996			
31	Valentin GUTKNECHT	SUI	8 JAN 1998			
32	Nabil KOUZKOUZ	MAR	10 SEP 1998			
33	Sam MILEHAM	AUS	30 OCT 1998			


Entries / Countries	Course information		
	Run 1 (10.0km)	Bike (40.0km)	Run 2 (5.0km)
30/16	4 Laps of 2.5km	6 Laps of 6.65km	2 Laps of 2.5km





Results

Rank	Race No.	Name	Country Code	Run 1 (10.0km) 4 Laps		T1		Bike (40.0km) 6 Laps		T2		Run 2 (5.0km) 2 Laps		Total Time	Time Diff.
				Time	Rk	Time	Rk	Time	Rk	Time	Rk	Time	Rk		
1	5	HUEBER-MOOSBRUGGER	FRA	30:36	5	30:51 0:15	3 =1	1:31:38 1:00:47	1 2	1:31:58 0:20	1 3	15:59	2	1:47:57	
2	4	Benjamin CHOQUERT	FRA	30:27	2	30:46 0:19	2 =11	1:32:15 1:01:29	5 6	1:32:32 0:17	4 1	15:48	1	1:48:20	+0:23
3	24	Victor ZAMBRANO	MEX	30:23	1	30:41 0:18	1 =7	1:32:19 1:01:38	7 7	1:32:47 0:28	7 22	16:09	3	1:48:56	+0:59
4	1	A. VANDECASTEELE	BEL	30:48	8	31:03 0:15	8 =1	1:32:14 1:01:11	4 4	1:32:33 0:19	5 2	16:31	4	1:49:04	+1:07
5	3	Arnaud DELY	BEL	30:36	4	30:53 0:17	5 =3	1:32:16 1:01:23	6 5	1:32:42 0:26	6 =18	16:50	5	1:49:32	+1:35
6	7	Vincent BIERINCKX	BEL	30:35	3	30:52 0:17	4 =3	1:31:56 1:01:04	3 3	1:32:26 0:30	3 24	17:46	8	1:50:12	+2:15
7	6	Nathan GUERBEUR	FRA	30:36	6	30:57 0:21	7 =19	1:31:39 1:00:42	2 1	1:32:00 0:21	2 =4	18:45	14	1:50:45	+2:48
8	33	Sam MILEHAM	AUS	31:21	9	31:41 0:20	9 =13	1:34:16 1:02:35	8 15	1:34:37 0:21	8 =4	17:43	7	1:52:20	+4:23
9	8	Michael OTT	SUI	31:54	14	32:14 0:20	14 =13	1:34:17 1:02:03	10 9	1:34:39 0:22	10 =7	17:49	10	1:52:28	+4:31
10	10	Isaac VALENCIA	MEX	31:51	13	32:13 0:22	13 =22	1:34:18 1:02:05	11 10	1:34:42 0:24	12 =13	17:52	11	1:52:34	+4:37
11	25	Fumiya TANAKA	JPN	31:50	12	32:09 0:19	12 =11	1:34:19 1:02:10	12 11	1:34:40 0:21	11 =4	18:15	12	1:52:55	+4:58
12	30	Matt SMITH	AUS	31:44	11	32:08 0:24	11 =25	1:34:20 1:02:12	14 12	1:34:46 0:26	14 =18	18:35	13	1:53:21	+5:24
13	32	Nabil KOUZKOUZ	MAR	31:34	10	31:51 0:17	10 =3	1:34:16 1:02:25	9 =13	1:34:39 0:23	9 =10	18:49	16	1:53:28	+5:31
14	17	Fer CASARES	PHI	33:01	21	33:21 0:20	19 =13	1:36:01 1:02:40	16 =16	1:36:24 0:23	16 =10	17:33	6	1:53:57	+6:00

 Timing and Results provided by 




Results

Rank	Race No.	Name	Country Code	Run 1 (10.0km) 4 Laps		T1		Bike (40.0km) 6 Laps		T2		Run 2 (5.0km) 2 Laps		Total Time	Time Diff.
				Time	Rk	Time	Rk	Time	Rk	Time	Rk	Time	Rk		
15	9	Thomas CREMERS	NED	33:01	18	33:22	20	1:36:02	17	1:36:27	17	18:54	17	1:55:21	+7:24
						0:21	=19	1:02:40	=16	0:25	=15				
16	23	Franco FORESTIER	URU	32:15	16	32:40	16	1:37:30	23	1:37:55	22	17:48	9	1:55:43	+7:46
						0:25	29	1:04:50	24	0:25	=15				
17	12	B.E. MOYA MANRIQUE	COL	32:06	15	32:23	15	1:34:19	13	1:34:44	13	21:17	23	1:56:01	+8:04
						0:17	=3	1:01:56	8	0:25	=15				
18	26	Joey van 'T VERLAAT	NED	33:15	22	33:35	22	1:36:00	15	1:36:22	15	20:07	22	1:56:29	+8:32
						0:20	=13	1:02:25	=13	0:22	=7				
19	11	Dylan KRUGER	RSA	33:27	23	33:51	24	1:37:09	19	1:37:35	19	19:02	18	1:56:37	+8:40
						0:24	=25	1:03:18	20	0:26	=18				
20	29	Albert HARRISON	USA	33:59	26	34:23	26	1:37:29	21	1:37:58	23	19:27	19	1:57:25	+9:28
						0:24	=25	1:03:06	19	0:29	23				
21	20	Saud ALZAABI	UAE	33:29	24	33:50	23	1:37:30	22	1:37:54	21	19:39	20	1:57:33	+9:36 1P
						0:21	=19	1:03:40	21	0:24	=13				
22	14	Jonathan BENJAMIN	RSA	33:01	20	33:19	17	1:37:29	20	1:37:51	20	20:05	21	1:57:56	+9:59
						0:18	=7	1:04:10	22	0:22	=7				
23	19	QUINCHARA FORERO	COL	33:01	19	33:23	21	1:36:24	18	1:36:50	18	25:23	25	2:02:13	+14:16
						0:22	=22	1:03:01	18	0:26	=18				
24	18	Ibarra GREGORI	VEN	33:00	17	33:20	18	1:42:29	26	1:43:33	26	18:47	15	2:02:20	+14:23
						0:20	=13	1:09:09	26	1:04	26				
25	28	Alex ARMAN	USA	35:52	29	36:10	29	1:41:29	25	1:41:52	25	24:07	24	2:05:59	+18:02
						0:18	=7	1:05:19	25	0:23	=10				
26	31	Valentin GUTKNECHT	SUI	35:38	28	36:01	28	1:40:49	24	1:41:21	24	27:35	26	2:08:56	+20:59
						0:23	24	1:04:48	23	0:32	25				
	15	Moussa KARICH	BRN	30:36	7	30:54	6							DNF	
						0:18	=7								
	21	Faris ALZAABI	UAE	35:30	27	35:50	27							DNF	
						0:20	=13								

 Timing and Results provided by 




Results

Rank	Race No.	Name	Country Code	Run 1 (10.0km) 4 Laps		T1	Bike (40.0km) 6 Laps		T2	Run 2 (5.0km) 2 Laps		Total Time	Time Diff.
				Time	Rk	Time	Rk	Time	Rk	Time	Rk		
	16	GUETE QUINTERO	COL	33:30	25	33:54	25					LAP	1P
						0:24	=25						
	27	A.J. ALAGONA	SUI									DNS	

Participants							Wetsuit Allowed
Entries / Countries	Finished	LAP	DNF	DSQ	DNS	DQB	
30/16	26	1	2	0	1	0	No

Legend:			
=	Equal sign indicates that two or more athletes share the same secondary rank	Diff.	Difference
DNF	Did Not Finish	DNS	Did Not Start
DSQ	Disqualified	LAP	Lapped
T	Transition	xP	x Penalties
DQB	Disqualified for unsportsmanlike behaviour	No.	Number
		Rk	Rank


Timing and Results provided by 





Race Analysis

Rk	Name	Country	Lap	Run 1 (10.0km)			Bike (40.0km)				Run 2 (5.0km)				
				Split	Rk	Time	Rk	Split	Rk	Time	Rk	Split	Rk	Total Time/ Time Diff.	Rk
1	Maxime HUEBER-MOOSBRUGGER	FRA	Lap 1	7:04	3	7:04	3	10:09	6	41:00	5	7:29	2	1:39:27	1
			Lap 2	7:42	=3	14:46	4	9:52	=2	50:52	3	8:30	2		
			Lap 3	7:55	=3	22:41	3	10:34	=16	1:01:26	2				
			Lap 4	7:55	=3			10:08	=2	1:11:34	1				
			Lap 5					10:07	=2	1:21:41	2				
			Lap 6					9:57	1						
			Total			30:36	5	1:00:47	2	1:31:38	1	15:59	2		
Trans.	0:15	=1	30:51	3	0:20	3	1:31:58	1							
2	Benjamin CHOQUERT	FRA	Lap 1	7:04	1	7:04	1	10:13	8	40:59	1	7:20	1	1:39:52	2
			Lap 2	7:39	2	14:43	2	9:54	7	50:53	6	8:28	1		
			Lap 3	7:49	2	22:32	2	10:33	15	1:01:26	1				
			Lap 4	7:55	=3			10:09	=7	1:11:35	5				
			Lap 5					10:16	=5	1:21:51	6				
			Lap 6					10:24	4						
			Total			30:27	2	1:01:29	6	1:32:15	5	15:48	1		
Trans.	0:19	=11	30:46	2	0:17	1	1:32:32	4			+0:23				
3	Victor ZAMBRANO	MEX	Lap 1	7:04	8	7:04	8	10:20	10	41:01	8	7:37	3	1:40:24	4
			Lap 2	7:38	1	14:42	1	9:52	=2	50:53	7	8:32	3		
			Lap 3	7:46	1	22:28	1	10:34	=16	1:01:27	6				
			Lap 4	7:55	=3			10:08	=2	1:11:35	6				
			Lap 5					10:16	=5	1:21:51	5				
			Lap 6					10:28	=9						
			Total			30:23	1	1:01:38	7	1:32:19	7	16:09	3		
Trans.	0:18	=7	30:41	1	0:28	22	1:32:47	7			+0:59				
4	Angelo VANDECASTEELE	BEL	Lap 1	7:05	10	7:05	10	9:57	1	41:00	3	7:50	4	1:40:23	3
			Lap 2	7:49	9	14:54	9	9:51	1	50:51	1	8:41	5		
			Lap 3	7:58	8	22:52	8	10:37	=21	1:01:28	7				
			Lap 4	7:56	8			10:08	=2	1:11:36	7				
			Lap 5					10:13	4	1:21:49	4				
			Lap 6					10:25	=5						
			Total			30:48	8	1:01:11	4	1:32:14	4	16:31	4		
Trans.	0:15	=1	31:03	8	0:19	2	1:32:33	5			+1:07				
5	Arnaud DELY	BEL	Lap 1	7:04	4	7:04	4	10:07	=3	41:00	6	8:11	6	1:40:53	5
			Lap 2	7:42	=3	14:46	5	9:53	6	50:53	5	8:39	4		
			Lap 3	7:55	=3	22:41	6	10:34	=16	1:01:27	3				
			Lap 4	7:55	=3			10:07	1	1:11:34	2				
			Lap 5					10:17	7	1:21:51	7				
			Lap 6					10:25	=5						
			Total			30:36	4	1:01:23	5	1:32:16	6	16:50	5		
Trans.	0:17	=3	30:53	5	0:26	=18	1:32:42	6			+1:35				


 Timing and Results provided by 

DUAMIND-----FNL-000100--_C77A 1

Report Created SAT 16 JUL 2022 19:41

Page 1 / 7





Race Analysis

Rk	Name	Country	Lap	Run 1 (10.0km)				Bike (40.0km)				Run 2 (5.0km)			
				Split	Rk	Time	Rk	Split	Rk	Time	Rk	Split	Rk	Total Time/ Time Diff.	Rk
6	Vincent BIERINCKX	BEL	Lap 1	7:04	6	7:04	6	10:08	5	41:00	4	8:29	=9	1:40:55	6
			Lap 2	7:42	=3	14:46	3	9:52	=2	50:52	4	9:17	8		
			Lap 3	7:55	=3	22:41	4	10:35	19	1:01:27	4				
			Lap 4	7:54	=1			10:08	=2	1:11:35	3				
			Lap 5					10:07	=2	1:21:42	3				
			Lap 6					10:14	3						
			Total				30:35	3	1:01:04	3	1:31:56	3	17:46	8	1:50:12
Trans.	0:17	=3	30:52	4	0:30	24	1:32:26	3				+2:15			
7	Nathan GUERBEUR	FRA	Lap 1	7:04	2	7:04	2	10:02	2	40:59	2	9:03	17	1:41:03	7
			Lap 2	7:42	=3	14:46	6	9:52	=2	50:51	2	9:42	13		
			Lap 3	7:55	=3	22:41	5	10:36	20	1:01:27	5				
			Lap 4	7:55	=3			10:08	=2	1:11:35	4				
			Lap 5					9:57	1	1:21:32	1				
			Lap 6					10:07	2						
			Total				30:36	6	1:00:42	1	1:31:39	2	18:45	14	1:50:45
Trans.	0:21	=19	30:57	7	0:21	=4	1:32:00	2				+2:48			
8	Sam MILEHAM	AUS	Lap 1	7:04	5	7:04	5	10:58	23	42:39	11	8:07	5	1:42:44	8
			Lap 2	7:46	8	14:50	8	10:19	=15	52:58	10	9:36	=11		
			Lap 3	8:05	9	22:55	9	10:10	=1	1:03:08	8				
			Lap 4	8:26	14			10:17	15	1:13:25	13				
			Lap 5					10:25	=9	1:23:50	13				
			Lap 6					10:26	7						
			Total				31:21	9	1:02:35	15	1:34:16	8	17:43	7	1:52:20
Trans.	0:20	=13	31:41	9	0:21	=4	1:34:37	8				+4:23			
9	Michael OTT	SUI	Lap 1	7:04	9	7:04	9	10:25	14	42:39	10	8:33	11	1:43:12	10
			Lap 2	7:52	10	14:56	10	10:20	=17	52:59	14	9:16	7		
			Lap 3	8:25	16	23:21	11	10:10	=1	1:03:09	13				
			Lap 4	8:33	15			10:15	=9	1:13:24	9				
			Lap 5					10:25	=9	1:23:49	8				
			Lap 6					10:28	=9						
			Total				31:54	14	1:02:03	9	1:34:17	10	17:49	10	1:52:28
Trans.	0:20	=13	32:14	14	0:22	=7	1:34:39	10				+4:31			
10	Isaac VALENCIA	MEX	Lap 1	7:09	12	7:09	12	10:27	16	42:40	15	8:25	8	1:43:07	9
			Lap 2	8:02	14	15:11	12	10:19	=15	52:59	15	9:27	10		
			Lap 3	8:17	15	23:28	13	10:11	=4	1:03:10	14				
			Lap 4	8:23	13			10:15	=9	1:13:25	14				
			Lap 5					10:25	=9	1:23:50	14				
			Lap 6					10:28	=9						
			Total				31:51	13	1:02:05	10	1:34:18	11	17:52	11	1:52:34
Trans.	0:22	=22	32:13	13	0:24	=13	1:34:42	12				+4:37			

 Timing and Results provided by 

DUAMIND-----FNL-000100--_C77A 1

Report Created SAT 16 JUL 2022 19:41


Page 2 / 7





Race Analysis

Rk	Name	Country	Lap	Run 1 (10.0km)				Bike (40.0km)				Run 2 (5.0km)			
				Split	Rk	Time	Rk	Split	Rk	Time	Rk	Split	Rk	Total Time/ Time Diff.	Rk
11	Fumiya TANAKA	JPN	Lap 1	7:14	18	7:14	18	10:31	17	42:40	14	8:39	12	1:43:19	11
			Lap 2	7:58	11	15:12	15	10:18	=12	52:58	11	9:36	=11		
			Lap 3	8:16	=13	23:28	14	10:11	=4	1:03:09	11				
			Lap 4	8:22	=11			10:15	=9	1:13:24	8				
			Lap 5					10:26	14	1:23:50	11				
			Lap 6					10:29	=12						
			Total				31:50	12	1:02:10	11	1:34:19	12	18:15		
Trans.	0:19	=11	32:09	12	0:21	=4	1:34:40	11				+4:58			
12	Matt SMITH	AUS	Lap 1	7:12	17	7:12	17	10:32	18	42:40	12	8:42	13	1:43:28	12
			Lap 2	8:00	=12	15:12	14	10:18	=12	52:58	12	9:53	18		
			Lap 3	8:10	=10	23:22	12	10:11	=4	1:03:09	10				
			Lap 4	8:22	=11			10:15	=9	1:13:24	10				
			Lap 5					10:25	=9	1:23:49	10				
			Lap 6					10:31	=14						
			Total				31:44	11	1:02:12	12	1:34:20	14	18:35		
Trans.	0:24	=25	32:08	11	0:26	=18	1:34:46	14				+5:24			
13	Nabil KOUZKOUZ	MAR	Lap 1	7:09	14	7:09	14	10:48	21	42:39	9	8:58	=15	1:43:37	13
			Lap 2	8:00	=12	15:09	11	10:20	=17	52:59	13	9:51	17		
			Lap 3	8:10	=10	23:19	10	10:10	=1	1:03:09	9				
			Lap 4	8:15	9			10:16	=13	1:13:25	11				
			Lap 5					10:24	8	1:23:49	9				
			Lap 6					10:27	8						
			Total				31:34	10	1:02:25	=13	1:34:16	9	18:49		
Trans.	0:17	=3	31:51	10	0:23	=10	1:34:39	9				+5:31			
14	Fer CASARES	PHI	Lap 1	7:21	21	7:21	21	10:22	=12	43:43	17	8:18	7	1:44:42	14
			Lap 2	8:19	=20	15:40	18	10:10	10	53:53	16	9:15	6		
			Lap 3	8:37	21	24:17	19	10:21	=13	1:04:14	16				
			Lap 4	8:44	21			10:42	=21	1:14:56	16				
			Lap 5					10:33	=16	1:25:29	15				
			Lap 6					10:32	16						
			Total				33:01	21	1:02:40	=16	1:36:01	16	17:33		
Trans.	0:20	=13	33:21	19	0:23	=10	1:36:24	16				+6:00			
15	Thomas CREMERS	NED	Lap 1	7:19	20	7:19	20	10:21	11	43:43	16	9:06	18	1:45:33	15
			Lap 2	8:19	=20	15:38	17	10:11	11	53:54	19	9:48	14		
			Lap 3	8:40	22	24:18	20	10:20	=10	1:04:14	18				
			Lap 4	8:43	=19			10:42	=21	1:14:56	15				
			Lap 5					10:33	=16	1:25:29	17				
			Lap 6					10:33	17						
			Total				33:01	18	1:02:40	=16	1:36:02	17	18:54		
Trans.	0:21	=19	33:22	20	0:25	=15	1:36:27	17				+7:24			

Timing and Results provided by  TISSOT





Race Analysis

Rk	Name	Country	Lap	Run 1 (10.0km)				Bike (40.0km)				Run 2 (5.0km)			
				Split	Rk	Time	Rk	Split	Rk	Time	Rk	Split	Rk	Total Time/ Time Diff.	Rk
16	Franco FORESTIER	URU	Lap 1	7:36	25	7:36	25	11:18	26	43:58	21	8:29	=9	1:46:24	18
			Lap 2	8:08	16	15:44	22	10:52	27	54:50	21	9:19	9		
			Lap 3	8:12	12	23:56	16	10:43	24	1:05:33	21				
			Lap 4	8:19	10			10:37	=18	1:16:10	23				
			Lap 5					10:33	=16	1:26:43	22				
			Lap 6					10:47	=21						
			Total			32:15	16	1:04:50	24	1:37:30	23	17:48	9	1:55:43	
			Trans.	0:25	29	32:40	16	0:25	=15	1:37:55	22			+7:46	
17	Brian Esteban MOYA MANRIQUE	COL	Lap 1	7:09	13	7:09	13	10:17	9	42:40	13	10:50	23	1:45:34	16
			Lap 2	8:03	15	15:12	13	10:18	=12	52:58	9	10:27	21		
			Lap 3	8:16	=13	23:28	15	10:11	=4	1:03:09	12				
			Lap 4	8:38	16			10:16	=13	1:13:25	12				
			Lap 5					10:25	=9	1:23:50	12				
			Lap 6					10:29	=12						
			Total			32:06	15	1:01:56	8	1:34:19	13	21:17	23	1:56:01	
			Trans.	0:17	=3	32:23	15	0:25	=15	1:34:44	13			+8:04	
18	Joey van 'T VERLAAT	NED	Lap 1	7:36	26	7:36	26	10:10	7	43:45	18	9:55	22	1:46:17	17
			Lap 2	8:26	23	16:02	25	10:08	8	53:53	17	10:12	19		
			Lap 3	8:34	19	24:36	24	10:21	=13	1:04:14	19				
			Lap 4	8:39	17			10:42	=21	1:14:56	18				
			Lap 5					10:33	=16	1:25:29	18				
			Lap 6					10:31	=14						
			Total			33:15	22	1:02:25	=13	1:36:00	15	20:07	22	1:56:29	
			Trans.	0:20	=13	33:35	22	0:22	=7	1:36:22	15			+8:32	
19	Dylan KRUGER	RSA	Lap 1	7:11	16	7:11	16	11:19	27	45:10	25	9:12	19	1:46:47	20
			Lap 2	8:32	26	15:43	21	10:22	=19	55:32	24	9:50	16		
			Lap 3	8:45	23	24:28	23	10:19	=8	1:05:51	22				
			Lap 4	8:59	24			10:09	=7	1:16:00	19				
			Lap 5					10:28	15	1:26:28	19				
			Lap 6					10:41	18						
			Total			33:27	23	1:03:18	20	1:37:09	19	19:02	18	1:56:37	
			Trans.	0:24	=25	33:51	24	0:26	=18	1:37:35	19			+8:40	
20	Albert HARRISON	USA	Lap 1	7:45	27	7:45	27	10:47	20	45:10	24	9:14	20	1:47:12	21
			Lap 2	8:27	24	16:12	26	10:22	=19	55:32	23	10:13	20		
			Lap 3	8:47	24	24:59	26	10:19	=8	1:05:51	23				
			Lap 4	9:00	25			10:19	=16	1:16:10	20				
			Lap 5					10:33	=16	1:26:43	20				
			Lap 6					10:46	=19						
			Total			33:59	26	1:03:06	19	1:37:29	21	19:27	19	1:57:25	
			Trans.	0:24	=25	34:23	26	0:29	23	1:37:58	23			+9:28	





Race Analysis

Rk	Name	Country	Lap	Run 1 (10.0km)				Bike (40.0km)				Run 2 (5.0km)			
				Split	Rk	Time	Rk	Split	Rk	Time	Rk	Split	Rk	Total Time/ Time Diff.	Rk
21	Saud ALZAABI	UAE	Lap 1	7:10	15	7:10	15	11:10	25	45:00	22	8:49	14	1:46:43	19
			Lap 2	8:31	25	15:41	19	10:31	23	55:31	22	10:50	23		
			Lap 3	8:55	25	24:36	25	10:20	=10	1:05:51	24				
			Lap 4	8:53	23			10:19	=16	1:16:10	22				
			Lap 5					10:33	=16	1:26:43	23				
			Lap 6					10:47	=21						
			Total				33:29	24	1:03:40	21	1:37:30	22	19:39		
Trans.	0:21	=19	33:50	23	0:24	=13	1:37:54	21			+9:36				
22	Jonathan BENJAMIN	RSA	Lap 1	7:34	24	7:34	24	10:26	15	43:45	20	9:26	21	1:47:17	22
			Lap 2	8:18	19	15:52	24	11:00	28	54:45	20	10:39	22		
			Lap 3	8:29	17	24:21	21	10:48	25	1:05:33	20				
			Lap 4	8:40	18			10:37	=18	1:16:10	21				
			Lap 5					10:33	=16	1:26:43	21				
			Lap 6					10:46	=19						
			Total				33:01	20	1:04:10	22	1:37:29	20	20:05		
Trans.	0:18	=7	33:19	17	0:22	=7	1:37:51	20			+9:59				
23	Carlos Javier QUINCHARA FORERO	COL	Lap 1	7:16	19	7:16	19	10:22	=12	43:45	19	12:24	25	1:49:14	23
			Lap 2	8:25	22	15:41	20	10:09	9	53:54	18	12:59	26		
			Lap 3	8:35	20	24:16	17	10:20	=10	1:04:14	17				
			Lap 4	8:45	22			10:42	=21	1:14:56	17				
			Lap 5					10:33	=16	1:25:29	16				
			Lap 6					10:55	23						
			Total				33:01	19	1:03:01	18	1:36:24	18	25:23		
Trans.	0:22	=22	33:23	21	0:26	=18	1:36:50	18			+14:16				
24	Ibarra GREGORI	VEN	Lap 1	7:32	23	7:32	23	11:40	28	45:00	23	8:58	=15	1:52:31	24
			Lap 2	8:12	17	15:44	23	10:32	24	55:32	25	9:49	15		
			Lap 3	8:33	18	24:17	18	11:45	27	1:07:17	25				
			Lap 4	8:43	=19			11:54	26	1:19:11	25				
			Lap 5					11:07	26	1:30:18	26				
			Lap 6					12:11	26						
			Total				33:00	17	1:09:09	26	1:42:29	26	18:47		
Trans.	0:20	=13	33:20	18	1:04	26	1:43:33	26			+14:23				
25	Alex ARMAN	USA	Lap 1	7:57	29	7:57	29	10:55	22	47:05	28	11:54	24	1:53:46	25
			Lap 2	8:46	27	16:43	27	10:37	25	57:42	28	12:13	25		
			Lap 3	9:16	28	25:59	27	10:40	23	1:08:22	27				
			Lap 4	9:53	29			10:50	25	1:19:12	26				
			Lap 5					11:06	=24	1:30:18	25				
			Lap 6					11:11	24						
			Total				35:52	29	1:05:19	25	1:41:29	25	24:07		
Trans.	0:18	=7	36:10	29	0:23	=10	1:41:52	25			+18:02				






Race Analysis

Rk	Name	Country	Lap	Run 1 (10.0km)			Bike (40.0km)				Run 2 (5.0km)				
				Split	Rk	Time	Rk	Split	Rk	Time	Rk	Split	Rk	Total Time/ Time Diff.	Rk
26	Valentin GUTKNECHT	SUI	Lap 1	7:28	22	7:28	22	10:41	19	46:42	26	15:39	26	1:57:00	26
			Lap 2	10:07	29	17:35	29	10:26	21	57:08	26	11:56	24		
			Lap 3	8:58	26	26:33	29	10:37	=21	1:07:45	26				
			Lap 4	9:05	27			10:37	=18	1:18:22	24				
			Lap 5					11:06	=24	1:29:28	24				
			Lap 6					11:21	25						
			Total				35:38	28	1:04:48	23	1:40:49	24	27:35	26	2:08:56
	Trans.		0:23	24	36:01	28	0:32	25	1:41:21	24			+20:59		
	Moussa KARICH	BRN	Lap 1	7:04	7	7:04	7	10:07	=3	41:01	7				
			Lap 2	7:42	=3	14:46	7	10:27	22	51:28	8				
			Lap 3	7:56	7	22:42	7	11:43	26	1:03:11	15				
			Lap 4	7:54	=1										
			Lap 5												
			Lap 6												
			Total				30:36	7							DNF
	Trans.		0:18	=7	30:54	6									
	Faris ALZAABI	UAE	Lap 1	7:55	28	7:55	28	11:07	24	46:57	27				
			Lap 2	8:55	28	16:50	28	10:45	26	57:42	27				
			Lap 3	9:17	29	26:07	28								
			Lap 4	9:23	28										
			Lap 5												
			Lap 6												
			Total				35:30	27							DNF
	Trans.		0:20	=13	35:50	27									
	David Alberto GUETE QUINTERO	COL	Lap 1	7:06	11	7:06	11	13:39	29	47:33	29				
			Lap 2	8:16	18	15:22	16								
			Lap 3	9:05	27	24:27	22								
			Lap 4	9:03	26										
			Lap 5												
			Lap 6												
			Total				33:30	25							LAP
	Trans.		0:24	=25	33:54	25									
	Andrea Jonathan ALAGONA	SUI	Lap 1												
			Lap 2												
			Lap 3												
			Lap 4												
			Lap 5												
			Lap 6												
			Total												DNS
	Trans.														


Participants							Wetsuit Allowed
Entries / Countries	Finished	LAP	DNF	DSQ	DNS	DQB	
30/16	26	1	2	0	1	0	No

 Timing and Results provided by 




Race Analysis

Legend:			
=	Equal sign indicates that two or more athletes share the same secondary rank		
DNF	Did Not Finish	DNS	Did Not Start
DSQ	Disqualified	LAP	Lapped
xP	x Penalties	DQB	Disqualified for unsportsmanlike behaviour
		Rk	Rank
		Diff.	Difference
		Trans.	Transition

Timing and Results provided by  TISSOT





Duathlon

Women's Individual





Medallists


Medal	Name	Country
GOLD	Maurine RICOUR	BEL - Belgium
SILVER	Ai UEDA	JPN - Japan
BRONZE	Joselyn BREA ABREU	VEN - Venezuela



Start List

Race Number	Name	Country Code	Date of Birth	Run 1	Bike	Run 2
1	Joselyn BREA ABREU	VEN	12 AUG 1994			
2	Ai UEDA	JPN	26 OCT 1983			
3	Sandrina ILLES	AUT	22 SEP 1986			
4	Karin NIEUWENHUIJSEN	NED	2 JAN 1987			
5	Jazmin AGUILAR	MEX	19 NOV 1987			
6	Marion LEGRAND	FRA	5 MAY 1992			
7	Diede DIEDERIKS	NED	19 MAR 1991			
8	Garance BLAUT	FRA	2 AUG 1991			
9	Merle BRUNNEE	GER	20 AUG 1994			
10	Nikola CORBOVA	SVK	8 DEC 1990			
11	Maurine RICOUR	BEL	27 SEP 1991			
12	Kari GILES	USA	2 NOV 1982			
14	Aleisha WESLEY	AUS	27 MAY 1999			
15	Kim MANGROBANG	PHI	4 SEP 1991			
16	Gal DIANA	ROU	13 JUL 1982			
17	Karina OTHMAN	JOR	9 NOV 1998			
18	Luisa BACA	MEX	2 DEC 2001			
19	Edymar BREA ABREU	VEN	3 MAR 1997			
20	Laura SWANNET	BEL	25 AUG 1999			
21	Natalie Ann STERK	RSA	11 SEP 1990			
22	Lotte CLAES	BEL	5 MAY 1993			
23	Antoanela MANAC	ROU	14 OCT 1995			
24	Deanna NEWMAN	USA	7 AUG 1970			
25	Ann SCHOOT UITERKAMP	NED	12 JUN 1985			

Entries / Countries	Course information		
	Run 1 (10.0km)	Bike (40.0km)	Run 2 (5.0km)
24/15	4 Laps of 2.5km	6 Laps of 6.65km	2 Laps of 2.5km


Timing and Results provided by  TISSOT






Results

Rank	Race No.	Name	Country Code	Run 1 (10.0km) 4 Laps		T1		Bike (40.0km) 6 Laps		T2		Run 2 (5.0km) 2 Laps		Total Time	Time Diff.
				Time	Rk	Time	Rk	Time	Rk	Time	Rk	Time	Rk		
1	11	Maurine RICOUR	BEL	34:37	5	34:58	5	1:43:45	6	1:44:05	2	17:33	1	2:01:38	
						0:21	=7	1:08:47	13	0:20	=1				
2	2	Ai UEDA	JPN	34:36	2	34:53	1	1:43:44	2	1:44:07	5	17:51	2	2:01:58	+0:20
						0:17	1	1:08:51	16	0:23	=8				
3	1	Joselyn BREA ABREU	VEN	34:36	1	34:54	2	1:43:44	3	1:44:06	4	18:36	3	2:02:42	+1:04
						0:18	2	1:08:50	=14	0:22	=6				
4	6	Marion LEGRAND	FRA	34:36	4	34:55	4	1:43:45	4	1:44:06	3	18:52	4	2:02:58	+1:20
						0:19	=3	1:08:50	=14	0:21	=4				
5	3	Sandrina ILLES	AUT	34:37	6	34:59	6	1:43:45	5	1:44:13	6	19:36	5	2:03:49	+2:11
						0:22	=12	1:08:46	12	0:28	16				
6	19	Edymar BREA ABREU	VEN	34:36	3	34:55	3	1:42:34	1	1:42:58	1	22:10	8	2:05:08	+3:30
						0:19	=3	1:07:39	10	0:24	=11				
7	7	Diede DIEDERIKS	NED	37:19	8	37:41	8	1:46:05	7	1:46:25	7	20:37	7	2:07:02	+5:24
						0:22	=12	1:08:24	11	0:20	=1				
8	21	Natalie Ann STERK	RSA	36:23	7	36:49	7	1:50:37	8	1:51:06	8	20:10	6	2:11:16	+9:38
						0:26	18	1:13:48	20	0:29	17				
9	14	Aleisha WESLEY	AUS	40:30	10	40:52	10	1:53:42	9	1:54:05	9	24:55	9	2:19:00	+17:22
						0:22	=12	1:12:50	19	0:23	=8				
	17	Karina OTHMAN	JOR	40:11	9	40:39	9							DNF	
						0:28	=20								
	12	Kari GILES	USA	44:12	11	44:41	11							LAP	
						0:29	=22								
	16	Gal DIANA	ROU											LAP	
	4	K. NIEUWENHUIJSEN	NED											DSQ	
	5	Jazmin AGUILAR	MEX											DSQ	

Timing and Results provided by  TISSOT



Results

Rank	Race No.	Name	Country Code	Run 1 (10.0km) 4 Laps		Bike (40.0km) 6 Laps		Run 2 (5.0km) 2 Laps		Total Time	Time Diff.
				T1	T2	T1	T2	T1	T2		
				Time	Rk	Time	Rk	Time	Rk		
	8	Garance BLAUT	FRA								DSQ
	9	Merle BRUNNEE	GER								DSQ
	10	Nikola CORBOVA	SVK								DSQ
	15	Kim MANGROBANG	PHI								DSQ
	18	Luisa BACA	MEX								DSQ
	20	Laura SWANNET	BEL								DSQ
	22	Lotte CLAES	BEL								DSQ
	23	Antoanela MANAC	ROU								DSQ
	24	Deanna NEWMAN	USA								DSQ
	25	SCHOOT UITERKAMP	NED								DSQ

Participants							Wetsuit Allowed
Entries / Countries	Finished	LAP	DNF	DSQ	DNS	DQB	
24/15	9	2	1	12	0	0	No


Legend:							
=	Equal sign indicates that two or more athletes share the same secondary rank	Diff.	Difference				
DNF	Did Not Finish	DNS	Did Not Start	DQB	Disqualified for unsportsmanlike behaviour		
DSQ	Disqualified	LAP	Lapped	No.	Number	Rk	Rank
T	Transition						

Timing and Results provided by 



Race Analysis

Rk	Name	Country	Lap	Run 1 (10.0km)			Bike (40.0km)				Run 2 (5.0km)			Total Time/ Time Diff.	Rk
				Split	Rk	Time	Rk	Split	Rk	Time	Rk	Split	Rk		
1	Maurine RICOUR	BEL	Lap 1	8:00	5	8:00	5	11:05	=3	46:03	2	8:20	=2	1:52:25	1
			Lap 2	8:48	=5	16:48	4	11:03	=13	57:06	1	9:13	1		
			Lap 3	8:55	=1	25:43	2	11:29	=8	1:08:35	2				
			Lap 4	8:54	=6			11:21	=6	1:19:56	4				
			Lap 5					11:43	=14	1:31:39	2				
			Lap 6					12:06	=15						
			Total			34:37	5	1:08:47	13	1:43:45	6	17:33	1		
Trans.	0:21	=7	34:58	5	0:20	=1	1:44:05	2							
2	Ai UEDA	JPN	Lap 1	8:00	2	8:00	2	11:10	=8	46:03	1	8:18	1	1:52:25	2
			Lap 2	8:47	=1	16:47	2	11:04	17	57:07	3	9:33	2		
			Lap 3	8:56	=7	25:43	1	11:29	=8	1:08:36	4				
			Lap 4	8:53	=1			11:20	5	1:19:56	2				
			Lap 5					11:43	=14	1:31:39	5				
			Lap 6					12:05	=12						
			Total			34:36	2	1:08:51	16	1:43:44	2	17:51	2		
Trans.	0:17	1	34:53	1	0:23	=8	1:44:07	5			+0:20				
3	Joselyn BREA ABREU	VEN	Lap 1	8:00	1	8:00	1	11:10	=8	46:04	4	8:20	=2	1:52:26	3
			Lap 2	8:47	=1	16:47	1	11:03	=13	57:07	4	10:16	4		
			Lap 3	8:56	=7	25:43	6	11:29	=8	1:08:36	6				
			Lap 4	8:53	=1			11:21	=6	1:19:57	5				
			Lap 5					11:42	13	1:31:39	4				
			Lap 6					12:05	=12						
			Total			34:36	1	1:08:50	=14	1:43:44	3	18:36	3		
Trans.	0:18	2	34:54	2	0:22	=6	1:44:06	4			+1:04				
4	Marion LEGRAND	FRA	Lap 1	8:01	6	8:01	6	11:09	=6	46:04	3	8:49	4	1:52:55	4
			Lap 2	8:47	=1	16:48	6	11:03	=13	57:07	2	10:03	3		
			Lap 3	8:55	=1	25:43	5	11:28	7	1:08:35	3				
			Lap 4	8:53	=1			11:21	=6	1:19:56	3				
			Lap 5					11:43	=14	1:31:39	3				
			Lap 6					12:06	=15						
			Total			34:36	4	1:08:50	=14	1:43:45	4	18:52	4		
Trans.	0:19	=3	34:55	4	0:21	=4	1:44:06	3			+1:20				
5	Sandrina ILLES	AUT	Lap 1	8:00	4	8:00	4	11:05	=3	46:04	6	9:02	5	1:53:15	5
			Lap 2	8:48	=5	16:48	5	11:03	=13	57:07	5	10:34	5		
			Lap 3	8:55	=1	25:43	4	11:29	=8	1:08:36	5				
			Lap 4	8:54	=6			11:21	=6	1:19:57	6				
			Lap 5					11:43	=14	1:31:40	6				
			Lap 6					12:05	=12						
			Total			34:37	6	1:08:46	12	1:43:45	5	19:36	5		
Trans.	0:22	=12	34:59	6	0:28	16	1:44:13	6			+2:11				


Timing and Results provided by  TISSOT





Race Analysis

Rk	Name	Country	Lap	Run 1 (10.0km)				Bike (40.0km)				Run 2 (5.0km)				
				Split	Rk	Time	Rk	Split	Rk	Time	Rk	Split	Rk	Total Time/ Time Diff.	Rk	
6	Edymar BREA ABREU	VEN	Lap 1	8:00	3	8:00	3	11:09	=6	46:04	5	10:22	11	1:53:20	6	
			Lap 2	8:48	=5	16:48	3	12:15	19	58:19	6	11:48	8			
			Lap 3	8:55	=1	25:43	3	9:05	1	1:07:24	1					
			Lap 4	8:53	=1			11:41	17	1:19:05	1					
			Lap 5					11:36	10	1:30:41	1					
			Lap 6					11:53	=6							
			Total				34:36	3	1:07:39	10	1:42:34	1	22:10	8	2:05:08	
			Trans.	0:19	=3	34:55	3	0:24	=11	1:42:58	1				+3:30	
7	Diede DIEDERIKS	NED	Lap 1	8:18	7	8:18	7	12:28	16	50:09	8	9:52	8	1:56:17	7	
			Lap 2	9:25	15	17:43	8	11:17	18	1:01:26	8	10:45	7			
			Lap 3	9:47	15	27:30	8	10:59	2	1:12:25	7					
			Lap 4	9:49	15			11:13	=1	1:23:38	7					
			Lap 5					11:07	=2	1:34:45	7					
			Lap 6					11:20	=3							
			Total				37:19	8	1:08:24	11	1:46:05	7	20:37	7	2:07:02	
			Trans.	0:22	=12	37:41	8	0:20	=1	1:46:25	7				+5:24	
8	Natalie Ann STERK	RSA	Lap 1	8:29	8	8:29	8	11:44	13	48:33	7	9:27	6	2:00:33	8	
			Lap 2	9:11	12	17:40	7	12:39	21	1:01:12	7	10:43	6			
			Lap 3	9:24	=13	27:04	7	11:59	21	1:13:11	8					
			Lap 4	9:19	=10			12:23	=19	1:25:34	8					
			Lap 5					12:15	=18	1:37:49	8					
			Lap 6					12:48	19							
			Total				36:23	7	1:13:48	20	1:50:37	8	20:10	6	2:11:16	
			Trans.	0:26	18	36:49	7	0:29	17	1:51:06	8				+9:38	
9	Aleisha WESLEY	AUS	Lap 1	8:37	9	8:37	9	11:21	10	52:13	9	12:01	14	2:06:06	9	
			Lap 2	10:22	22	18:59	10	12:22	20	1:04:35	9	12:54	9			
			Lap 3	10:56	22	29:55	10	11:57	19	1:16:32	9					
			Lap 4	10:35	20			12:05	18	1:28:37	9					
			Lap 5					12:22	20	1:40:59	9					
			Lap 6					12:43	17							
			Total				40:30	10	1:12:50	19	1:53:42	9	24:55	9	2:19:00	
			Trans.	0:22	=12	40:52	10	0:23	=8	1:54:05	9				+17:22	
Karina OTHMAN	JOR	Lap 1	8:45	10	8:45	10										
		Lap 2	9:54	19	18:39	9										
		Lap 3	10:36	20	29:15	9										
		Lap 4	10:56	22												
		Lap 5														
		Lap 6														
		Total				40:11	9							DNF		
		Trans.	0:28	=20	40:39	9										


Timing and Results provided by  TISSOT





Race Analysis

Rk	Name	Country	Lap	Run 1 (10.0km)				Bike (40.0km)				Run 2 (5.0km)					
				Split	Rk	Time	Rk	Split	Rk	Time	Rk	Split	Rk	Total Time/ Time Diff.	Rk		
Kari GILES	USA	Lap 1	9:27	11	9:27	11											
		Lap 2	11:14	23	20:41	11											
		Lap 3	11:31	23	32:12	11											
		Lap 4	12:00	23													
		Lap 5															
		Lap 6															
		Total					44:12	11									LAP
Trans.			0:29	=22	44:41	11											
Gal DIANA	ROU	Lap 1	10:10	12	10:10	12											
		Lap 2	11:57	24	22:07	12											
		Lap 3	12:19	24	34:26	12											
		Lap 4															
		Lap 5															
		Lap 6															
		Total															LAP
Trans.																	
Karin NIEUWENHUIJSEN	NED	Lap 1															
		Lap 2															
		Lap 3															
		Lap 4															
		Lap 5															
		Lap 6															
		Total															DSQ
Trans.																	
Jazmin AGUILAR	MEX	Lap 1															
		Lap 2															
		Lap 3															
		Lap 4															
		Lap 5															
		Lap 6															
		Total															DSQ
Trans.																	
Garance BLAUT	FRA	Lap 1															
		Lap 2															
		Lap 3															
		Lap 4															
		Lap 5															
		Lap 6															
		Total															DSQ
Trans.																	


Timing and Results provided by  TISSOT






Race Analysis

Rk	Name	Country	Lap	Run 1 (10.0km)			Bike (40.0km)			Run 2 (5.0km)						
				Split	Rk	Time	Rk	Split	Rk	Time	Rk	Split	Rk	Total Time/ Time Diff.	Rk	
	Merle BRUNNEE	GER	Lap 1													
			Lap 2													
			Lap 3													
			Lap 4													
			Lap 5													
			Lap 6													
			Total													DSQ
			Trans.													
	Nikola CORBOVA	SVK	Lap 1													
			Lap 2													
			Lap 3													
			Lap 4													
			Lap 5													
			Lap 6													
			Total													DSQ
			Trans.													
	Kim MANGROBANG	PHI	Lap 1													
			Lap 2													
			Lap 3													
			Lap 4													
			Lap 5													
			Lap 6													
			Total													DSQ
			Trans.													
	Luisa BACA	MEX	Lap 1													
			Lap 2													
			Lap 3													
			Lap 4													
			Lap 5													
			Lap 6													
			Total													DSQ
			Trans.													
	Laura SWANNET	BEL	Lap 1													
			Lap 2													
			Lap 3													
			Lap 4													
			Lap 5													
			Lap 6													
			Total													DSQ
			Trans.													

Timing and Results provided by  TISSOT





Race Analysis

Rk	Name	Country	Lap	Run 1 (10.0km)			Bike (40.0km)				Run 2 (5.0km)					
				Split	Rk	Time	Rk	Split	Rk	Time	Rk	Split	Rk	Total Time/ Time Diff.	Rk	
	Lotte CLAES	BEL	Lap 1													
			Lap 2													
			Lap 3													
			Lap 4													
			Lap 5													
			Lap 6													
			Total													DSQ
			Trans.													
	Antoanela MANAC	ROU	Lap 1													
			Lap 2													
			Lap 3													
			Lap 4													
			Lap 5													
			Lap 6													
			Total													DSQ
			Trans.													
	Deanna NEWMAN	USA	Lap 1													
			Lap 2													
			Lap 3													
			Lap 4													
			Lap 5													
			Lap 6													
			Total													DSQ
			Trans.													
	Ann SCHOOT UITERKAMP	NED	Lap 1													
			Lap 2													
			Lap 3													
			Lap 4													
			Lap 5													
			Lap 6													
			Total													DSQ
			Trans.													

Participants							Wetsuit Allowed
Entries / Countries	Finished	LAP	DNF	DSQ	DNS	DQB	
24/15	9	2	1	12	0	0	No

Legend:			
=	Equal sign indicates that two or more athletes share the same secondary rank	Diff.	Difference
DNF	Did Not Finish	DNS	Did Not Start
DSQ	Disqualified	LAP	Lapped
		DQB	Disqualified for unsportsmanlike behaviour
		Rk	Rank
		Trans.	Transition

Timing and Results provided by 





Duathlon

Mixed Team Relay





Medallists (Team)


Medal	Country	Name	Gender
GOLD	FRA - France	Maxime HUEBER-MOOSBRUGGER Marion LEGRAND	Male Female
SILVER	BEL - Belgium	Arnaud DELY Maurine RICOUR	Male Female
BRONZE	FRA - France	Nathan GUERBEUR Garance BLAUT	Male Female



Start List

REVISED
17 JUL 12:04

Race Number	Team	Gender	Date of Birth	Run 1	Bike	Run 2
NED - Netherlands 1						
1/A	Thomas CREMERS	M	17 NOV 1998			
1/B	Ann SCHOOT UITERKAMP	F	12 JUN 1985			
FRA - France 1						
2/A	Maxime HUEBER-MOOSBRUGGER	M	29 APR 1996			
2/B	Marion LEGRAND	F	5 MAY 1992			
BEL - Belgium 1						
3/A	Arnaud DELY	M	22 JAN 1997			
3/B	Maurine RICOUR	F	27 SEP 1991			
MEX - Mexico 1						
4/A	Isaac VALENCIA	M	29 JAN 1992			
4/B	Jazmin AGUILAR	F	19 NOV 1987			
JPN - Japan 1						
6/A	Fumiya TANAKA	M	16 JUL 1991			
6/B	Ai UEDA	F	26 OCT 1983			
PHI - Philippines 1						
7/A	Fer CASARES	M	1 JUN 1996			
7/B	Kim MANGROBANG	F	4 SEP 1991			
RSA - South Africa 1						
8/A	Dylan KRUGER	M	13 AUG 1997			
8/B	Natalie Ann STERK	F	11 SEP 1990			
USA - United States Of America 1						
9/A	Alex ARMAN	M	17 JUL 1988			
9/B	Deanna NEWMAN	F	7 AUG 1970			
AUS - Australia 1						
10/A	Sam MILEHAM	M	30 OCT 1998			
10/B	Aleisha WESLEY	F	27 MAY 1999			

Timing and Results provided by  TISSOT






Start List

REVISED
17 JUL 12:04

Race Number	Team	Gender	Date of Birth	Run 1	Bike	Run 2
NED - Netherlands 2						
11/A	Joey van 'T VERLAAT	M	2 AUG 1999			
11/B	Diede DIEDERIKS	F	19 MAR 1991			
FRA - France 2						
12/A	Nathan GUERBEUR	M	14 MAR 1996			
12/B	Garance BLAUT	F	2 AUG 1991			
BEL - Belgium 2						
14/A	Vincent BIERINCKX	M	25 APR 1990			
14/B	Lotte CLAES	F	5 MAY 1993			
MEX - Mexico 2						
16/A	Victor ZAMBRANO	M	16 NOV 1999			
16/B	Luisa BACA	F	2 DEC 2001			

Countries	Course information		
	Run 1 (2.0km)	Bike (6.0km)	Run 2 (1.0km)
13	2 Laps of 1.0km	2 Laps of 3.0km	1 Lap of 1.0km

Legend: F Female M Male

Timing and Results provided by  TISSOT





Results

Rank	Team	Race Number	Gender	Run 1	T1	Bike	T2	Run 2	Leg Time	Total Time
1 FRA - France 1										1:18:25
	Maxime HUEBER-MOOSBRUGGER	2/A	M	5:33	0:15	9:01	0:16	2:21	17:26(1)	17:26(1)
	Marion LEGRAND	2/B	F	6:53	0:17	10:20	0:19	2:45	20:34(1)	38:00(1)
	Maxime HUEBER-MOOSBRUGGER	2/A	M	6:10	0:16	9:14	0:16	2:27	18:23(1)	56:23(1)
	Marion LEGRAND	2/B	F	7:04	0:17	10:25	0:20	3:56	22:02(1)	1:18:25(1)
2 BEL - Belgium 1										1:19:25
	Arnaud DELY	3/A	M	5:33	0:17	9:00	0:18	2:19	17:27(3)	17:27(3)
	Maurine RICOUR	3/B	F	6:52	0:18	10:20	0:21	2:52	20:43(2)	38:10(2)
	Arnaud DELY	3/A	M	6:16	0:20	9:26	0:20	2:29	18:51(4)	57:01(2)
	Maurine RICOUR	3/B	F	7:10	0:18	10:47	0:19	3:50	22:24(5)	1:19:25(2)
3 FRA - France 2										1:19:43
	Nathan GUERBEUR	12/A	M	5:34	0:15	8:59	0:17	2:22	17:27(2)	17:27(2)
	Garance BLAUT	12/B	F	7:02	0:22	10:40	0:21	2:52	21:17(5)	38:44(3)
	Nathan GUERBEUR	12/A	M	6:21	0:15	9:11	0:18	2:30	18:35(2)	57:19(3)
	Garance BLAUT	12/B	F	7:08	0:20	10:39	0:24	3:53	22:24(5)	1:19:43(3)
4 BEL - Belgium 2										1:20:00
	Vincent BIERINCKX	14/A	M	5:34	0:18	8:57	0:18	2:28	17:35(4)	17:35(4)
	Lotte CLAES	14/B	F	7:28	0:19	10:10	0:17	2:57	21:11(4)	38:46(4)
	Vincent BIERINCKX	14/A	M	6:20	0:20	9:15	0:19	2:34	18:48(3)	57:34(4)
	Lotte CLAES	14/B	F	7:31	0:18	10:21	0:16	4:00	22:26(7)	1:20:00(4)
5 NED - Netherlands 1										1:21:30
	Thomas CREMERS	1/A	M	5:35	0:17	9:43	0:21	2:34	18:30(6)	18:30(6)
	Ann SCHOOT UITERKAMP	1/B	F	7:02	0:19	10:32	0:20	3:07	21:20(7)	39:50(6)
	Thomas CREMERS	1/A	M	6:46	0:17	9:31	0:20	2:26	19:20(5)	59:10(5)
	Ann SCHOOT UITERKAMP	1/B	F	7:22	0:19	10:22	0:22	3:55	22:20(3)	1:21:30(5)
6 NED - Netherlands 2										1:21:37
	Joey van 'T VERLAAT	11/A	M	5:37	0:16	9:42	0:14	2:57	18:46(9)	18:46(9)
	Diede DIEDERIKS	11/B	F	7:15	0:17	10:06	0:15	3:03	20:56(3)	39:42(5)
	Joey van 'T VERLAAT	11/A	M	6:40	0:16	9:46	0:14	2:36	19:32(7)	59:14(6)
	Diede DIEDERIKS	11/B	F	7:28	0:17	10:15	0:16	4:07	22:23(4)	1:21:37(6)
7 JPN - Japan 1										1:22:42
	Fumiya TANAKA	6/A	M	5:48	0:17	10:04	0:14	2:45	19:08(12)	19:08(12)
	Ai UEDA	6/B	F	7:03	0:17	10:50	0:22	2:46	21:18(6)	40:26(9)
	Fumiya TANAKA	6/A	M	6:55	0:17	9:50	0:15	2:46	20:03(12)	1:00:29(11)
	Ai UEDA	6/B	F	7:23	0:18	10:26	0:20	3:46	22:13(2)	1:22:42(7)

 Timing and Results provided by 

DUAXTEAM4-----FNL-000100--_C73C 1

Report Created SUN 17 JUL 2022 14:29

Page 1 / 2





Results

Rank	Team	Race Number	Gender	Run 1	T1	Bike	T2	Run 2	Leg Time	Total Time
8 MEX - Mexico 2										1:22:45
	Victor ZAMBRANO	16/A	M	5:33	0:20	9:44	0:24	2:44	18:45(8)	18:45(8)
	Luisa BACA	16/B	F	6:55	0:18	11:21	0:20	2:50	21:44(9)	40:29(10)
	Victor ZAMBRANO	16/A	M	6:33	0:20	10:05	0:22	2:26	19:46(9)	1:00:15(9)
	Luisa BACA	16/B	F	7:01	0:18	11:04	0:20	3:47	22:30(9)	1:22:45(8)
9 MEX - Mexico 1										1:22:52
	Isaac VALENCIA	4/A	M	5:48	0:16	10:05	0:19	2:37	19:05(10)	19:05(10)
	Jazmin AGUILAR	4/B	F	7:04	0:18	10:50	0:24	2:45	21:21(8)	40:26(8)
	Isaac VALENCIA	4/A	M	6:42		10:19	0:20	2:38	19:59(11)	1:00:25(10)
	Jazmin AGUILAR	4/B	F	7:07	0:16	10:49	0:22	3:53	22:27(8)	1:22:52(9)
10 PHI - Philippines 1										1:23:20
	Fer CASARES	7/A	M	5:41	0:18	9:37	0:19	2:36	18:31(7)	18:31(7)
	Kim MANGROBANG	7/B	F	7:32	0:17	10:57	0:20	3:03	22:09(10)	40:40(11)
	Fer CASARES	7/A	M	6:46	0:17	9:43	0:21	2:28	19:35(8)	1:00:15(8)
	Kim MANGROBANG	7/B	F	7:38	0:17	10:27	0:22	4:21	23:05(10)	1:23:20(10)
11 AUS - Australia 1										1:23:44
	Sam MILEHAM	10/A	M	5:34	0:15	8:57	0:19	2:42	17:47(5)	17:47(5)
	Aleisha WESLEY	10/B	F	7:42	0:19	10:34	0:21	3:13	22:09(10)	39:56(7)
	Sam MILEHAM	10/A	M	6:39	0:22	9:28	0:22	2:38	19:29(6)	59:25(7)
	Aleisha WESLEY	10/B	F	8:13	0:18	10:41	0:23	4:44	24:19(11)	1:23:44(11)
12 RSA - South Africa 1										1:27:53
	Dylan KRUGER	8/A	M	5:50	0:21	9:43	0:23	2:50	19:07(11)	19:07(11)
	Natalie Ann STERK	8/B	F	7:30	0:29	11:57	0:29	3:05	23:30(13)	42:37(12)
	Dylan KRUGER	8/A	M	6:47	0:24	9:42	0:23	2:38	19:54(10)	1:02:31(12)
	Natalie Ann STERK	8/B	F	7:58	0:30	12:10	0:30	4:14	25:22(12)	1:27:53(12)
USA - United States Of America 1										DSQ
	Alex ARMAN	9/A	M							
	Deanna NEWMAN	9/B	F							
	Alex ARMAN	9/A	M							
	Deanna NEWMAN	9/B	F							

Participants							Wetsuit Allowed
Countries	Finished	LAP	DNF	DSQ	DNS	QQB	
13	12	0	0	1	0	0	No

Legend:							
DNF	Did Not Finish	DNS	Did Not Start	QQB	Disqualified for unsportsmanlike behaviour	M	Male
DSQ	Disqualified	F	Female	LAP	Lapped		
T	Transition						

Timing and Results provided by  TISSOT





Race Analysis (Team)

Rk	Race Number	Team	Gen.		Run 1	T1	Bike	T2	Run 2	Leg Time	Total Time/
1 FRA-France 1 1:18:25											
	2/A	Maxime HUEBER-MOOSBRUGGER	M		5:33	0:15	9:01	0:16	2:21	17:26 (1)	17:26 (1)
				Lap 1	2:36		4:50				
				Lap 2	2:57		4:11				
	2/B	Marion LEGRAND	F		6:53	0:17	10:20	0:19	2:45	20:34 (1)	38:00 (1)
				Lap 1	3:32		5:36				
				Lap 2	3:21		4:44				
	2/A	Maxime HUEBER-MOOSBRUGGER	M		6:10	0:16	9:14	0:16	2:27	18:23 (1)	56:23 (1)
				Lap 1	3:13		4:56				
				Lap 2	2:57		4:18				
	2/B	Marion LEGRAND	F		7:04	0:17	10:25	0:20	3:56	22:02 (1)	1:18:25 (1)
				Lap 1	3:37		5:35				
				Lap 2	3:27		4:50				
2 BEL-Belgium 1 1:19:25											
	3/A	Arnaud DELY	M		5:33	0:17	9:00	0:18	2:19	17:27 (3)	17:27 (3)
				Lap 1	2:36		4:47				
				Lap 2	2:57		4:13				
	3/B	Maurine RICOUR	F		6:52	0:18	10:20	0:21	2:52	20:43 (2)	38:10 (2)
				Lap 1	3:33		5:35				
				Lap 2	3:19		4:45				
	3/A	Arnaud DELY	M		6:16	0:20	9:26	0:20	2:29	18:51 (4)	57:01 (2)
				Lap 1	3:15		5:04				
				Lap 2	3:01		4:22				
	3/B	Maurine RICOUR	F		7:10	0:18	10:47	0:19	3:50	22:24 (5)	1:19:25 (2)
				Lap 1	3:45		5:55				
				Lap 2	3:25		4:52				
3 FRA-France 2 1:19:43											
	12/A	Nathan GUERBEUR	M		5:34	0:15	8:59	0:17	2:22	17:27 (2)	17:27 (2)
				Lap 1	2:36		4:48				
				Lap 2	2:58		4:11				
	12/B	Garance BLAUT	F		7:02	0:22	10:40	0:21	2:52	21:17 (5)	38:44 (3)
				Lap 1	3:34		5:58				
				Lap 2	3:28		4:42				
	12/A	Nathan GUERBEUR	M		6:21	0:15	9:11	0:18	2:30	18:35 (2)	57:19 (3)
				Lap 1	3:19		4:49				
				Lap 2	3:02		4:22				
	12/B	Garance BLAUT	F		7:08	0:20	10:39	0:24	3:53	22:24 (5)	1:19:43 (3)
				Lap 1	3:40		5:45				
				Lap 2	3:28		4:54				





Race Analysis (Team)


Rk	Race Number	Team	Gen.		Run 1	T1	Bike	T2	Run 2	Leg Time	Total Time/
4	BEL-Belgium 2										1:20:00
	14/A	Vincent BIERINCKX	M		5:34	0:18	8:57	0:18	2:28	17:35 (4)	17:35 (4)
				Lap 1	2:37		4:44				
				Lap 2	2:57		4:13				
	14/B	Lotte CLAES	F		7:28	0:19	10:10	0:17	2:57	21:11 (4)	38:46 (4)
				Lap 1	3:50		5:20				
				Lap 2	3:38		4:50				
	14/A	Vincent BIERINCKX	M		6:20	0:20	9:15	0:19	2:34	18:48 (3)	57:34 (4)
				Lap 1	3:17		4:55				
				Lap 2	3:03		4:20				
	14/B	Lotte CLAES	F		7:31	0:18	10:21	0:16	4:00	22:26 (7)	1:20:00 (4)
				Lap 1	3:55		5:37				
				Lap 2	3:36		4:44				
5	NED-Netherlands 1										1:21:30
	1/A	Thomas CREMERS	M		5:35	0:17	9:43	0:21	2:34	18:30 (6)	18:30 (6)
				Lap 1	2:37		5:05				
				Lap 2	2:58		4:38				
	1/B	Ann SCHOOT UITERKAMP	F		7:02	0:19	10:32	0:20	3:07	21:20 (7)	39:50 (6)
				Lap 1	3:36		5:41				
				Lap 2	3:26		4:51				
	1/A	Thomas CREMERS	M		6:46	0:17	9:31	0:20	2:26	19:20 (5)	59:10 (5)
				Lap 1	3:28		5:06				
				Lap 2	3:18		4:25				
	1/B	Ann SCHOOT UITERKAMP	F		7:22	0:19	10:22	0:22	3:55	22:20 (3)	1:21:30 (5)
				Lap 1	3:53		5:40				
				Lap 2	3:29		4:42				
6	NED-Netherlands 2										1:21:37
	11/A	Joey van 'T VERLAAT	M		5:37	0:16	9:42	0:14	2:57	18:46 (9)	18:46 (9)
				Lap 1	2:38		5:05				
				Lap 2	2:59		4:37				
	11/B	Diede DIEDERIKS	F		7:15	0:17	10:06	0:15	3:03	20:56 (3)	39:42 (5)
				Lap 1	3:41		5:27				
				Lap 2	3:34		4:39				
	11/A	Joey van 'T VERLAAT	M		6:40	0:16	9:46	0:14	2:36	19:32 (7)	59:14 (6)
				Lap 1	3:25		5:16				
				Lap 2	3:15		4:30				
	11/B	Diede DIEDERIKS	F		7:28	0:17	10:15	0:16	4:07	22:23 (4)	1:21:37 (6)
				Lap 1	3:50		5:32				
				Lap 2	3:38		4:43				





Race Analysis (Team)

Rk	Race Number	Team	Gen.		Run 1	T1	Bike	T2	Run 2	Leg Time	Total Time/
7 JPN-Japan 1 1:22:42											
	6/A	Fumiya TANAKA	M		5:48	0:17	10:04	0:14	2:45	19:08 (12)	19:08 (12)
				Lap 1	2:39		5:23				
				Lap 2	3:09		4:41				
	6/B	Ai UEDA	F		7:03	0:17	10:50	0:22	2:46	21:18 (6)	40:26 (9)
				Lap 1	3:38		5:54				
				Lap 2	3:25		4:56				
	6/A	Fumiya TANAKA	M		6:55	0:17	9:50	0:15	2:46	20:03 (12)	1:00:29 (11)
				Lap 1	3:30		5:17				
				Lap 2	3:25		4:33				
	6/B	Ai UEDA	F		7:23	0:18	10:26	0:20	3:46	22:13 (2)	1:22:42 (7)
				Lap 1	3:49		5:40				
				Lap 2	3:34		4:46				
8 MEX-Mexico 2 1:22:45											
	16/A	Victor ZAMBRANO	M		5:33	0:20	9:44	0:24	2:44	18:45 (8)	18:45 (8)
				Lap 1	2:38		5:17				
				Lap 2	2:55		4:27				
	16/B	Luisa BACA	F		6:55	0:18	11:21	0:20	2:50	21:44 (9)	40:29 (10)
				Lap 1	3:30		6:03				
				Lap 2	3:25		5:18				
	16/A	Victor ZAMBRANO	M		6:33	0:20	10:05	0:22	2:26	19:46 (9)	1:00:15 (9)
				Lap 1	3:23		5:33				
				Lap 2	3:10		4:32				
	16/B	Luisa BACA	F		7:01	0:18	11:04	0:20	3:47	22:30 (9)	1:22:45 (8)
				Lap 1	3:33		6:06				
				Lap 2	3:28		4:58				
9 MEX-Mexico 1 1:22:52											
	4/A	Isaac VALENCIA	M		5:48	0:16	10:05	0:19	2:37	19:05 (10)	19:05 (10)
				Lap 1	2:39		5:24				
				Lap 2	3:09		4:41				
	4/B	Jazmin AGUILAR	F		7:04	0:18	10:50	0:24	2:45	21:21 (8)	40:26 (8)
				Lap 1	3:40		5:55				
				Lap 2	3:24		4:55				
	4/A	Isaac VALENCIA	M		6:42		10:19	0:20	2:38	19:59 (11)	1:00:25 (10)
				Lap 1	3:27		5:48				
				Lap 2	3:15		4:31				
	4/B	Jazmin AGUILAR	F		7:07	0:16	10:49	0:22	3:53	22:27 (8)	1:22:52 (9)
				Lap 1	3:41		5:52				
				Lap 2	3:26		4:57				

Timing and Results provided by 





Race Analysis (Team)

Rk	Race Number	Team	Gen.		Run 1	T1	Bike	T2	Run 2	Leg Time	Total Time/
10	PHI-Philippines 1										1:23:20
	7/A	Fer CASARES	M		5:41	0:18	9:37	0:19	2:36	18:31 (7)	18:31 (7)
				Lap 1	2:38		5:11				
				Lap 2	3:03		4:26				
	7/B	Kim MANGROBANG	F		7:32	0:17	10:57	0:20	3:03	22:09 (10)	40:40 (11)
				Lap 1	3:48		6:02				
				Lap 2	3:44		4:55				
	7/A	Fer CASARES	M		6:46	0:17	9:43	0:21	2:28	19:35 (8)	1:00:15 (8)
				Lap 1	3:29		5:11				
				Lap 2	3:17		4:32				
	7/B	Kim MANGROBANG	F		7:38	0:17	10:27	0:22	4:21	23:05 (10)	1:23:20 (10)
				Lap 1	3:55		5:40				
				Lap 2	3:43		4:47				
11	AUS-Australia 1										1:23:44
	10/A	Sam MILEHAM	M		5:34	0:15	8:57	0:19	2:42	17:47 (5)	17:47 (5)
				Lap 1	2:37		4:48				
				Lap 2	2:57		4:09				
	10/B	Aleisha WESLEY	F		7:42	0:19	10:34	0:21	3:13	22:09 (10)	39:56 (7)
				Lap 1	3:51		5:45				
				Lap 2	3:51		4:49				
	10/A	Sam MILEHAM	M		6:39	0:22	9:28	0:22	2:38	19:29 (6)	59:25 (7)
				Lap 1	3:25		5:01				
				Lap 2	3:14		4:27				
	10/B	Aleisha WESLEY	F		8:13	0:18	10:41	0:23	4:44	24:19 (11)	1:23:44 (11)
				Lap 1	4:15		5:44				
				Lap 2	3:58		4:57				
12	RSA-South Africa 1										1:27:53
	8/A	Dylan KRUGER	M		5:50	0:21	9:43	0:23	2:50	19:07 (11)	19:07 (11)
				Lap 1	2:39		5:14				
				Lap 2	3:11		4:29				
	8/B	Natalie Ann STERK	F		7:30	0:29	11:57	0:29	3:05	23:30 (13)	42:37 (12)
				Lap 1	3:46		6:29				
				Lap 2	3:44		5:28				
	8/A	Dylan KRUGER	M		6:47	0:24	9:42	0:23	2:38	19:54 (10)	1:02:31 (12)
				Lap 1	3:30		4:13				
				Lap 2	3:17		5:29				
	8/B	Natalie Ann STERK	F		7:58	0:30	12:10	0:30	4:14	25:22 (12)	1:27:53 (12)
				Lap 1	4:05		6:33				
				Lap 2	3:53		5:37				






Race Analysis (Team)

Rk	Race Number	Team	Gen.	Run 1	T1	Bike	T2	Run 2	Leg Time	Total Time/
USA-United States Of America 1										DSQ
	9/A	Alex ARMAN	M							
				Lap 1						
				Lap 2						
	9/B	Deanna NEWMAN	F							
				Lap 1						
				Lap 2						
	9/A	Alex ARMAN	M							
				Lap 1						
				Lap 2						
	9/B	Deanna NEWMAN	F							
				Lap 1						
				Lap 2						

Legend:					
DNF	Did Not Finish	DNS	Did Not Start	DQB	Disqualified for unsportsmanlike behaviour
DSQ	Disqualified	F	Female	Gen.	Gender
M	Male	Rk	Rank	T	Transition
				LAP	Lapped

Timing and Results provided by  TISSOT

