

RESULTS BOOK



Orienteering





	Orienteering	1
1	Table of Contents	2
2	Competition Schedule	3
3	Number of Entries by Country	4
4	Entry List by Country	5
4.1	Entry List by Country Men	5
4.2	Entry List by Country Women	8
5	Medallists by Event	10
6	Medal Standings	11
7	Men's Sprint	12
7.1	Start List	13
7.2	Results	15
7.3	Race Analysis	17
7.4	Medallists	30
8	Men's Middle Distance	31
8.1	Start List	32
8.2	Results	34
8.3	Race Analysis	36
8.4	Medallists	49
9	Women's Sprint	50
9.1	Start List	51
9.2	Results	52
9.3	Race Analysis	54
9.4	Medallists	61
10	Women's Middle Distance	62
10.1	Start List	63
10.2	Results	64
10.3	Race Analysis	66
10.4	Medallists	72
11	Mixed Team Relay	73
11.1	Start List	74
11.2	Results	77
11.3	Race Analysis	80
11.4	Medallists	82




Competition Schedule

As of THU 14 JUL 2022

Date	Start Time	Estimated Finish time	Event
FRI 15 JUL	09:00	10:00	Sprint Men
	10:00	11:00	Sprint Women
SAT 16 JUL	09:00	10:40	Middle-Distance Men
	10:40	12:20	Middle-Distance Women
SUN 17 JUL	09:00	10:00	Sprint Relay Mixed

NOTES

Schedule is subject to change

Timing and Results provided by 





Number of Entries by Country

As of FRI 15 JUL 2022

Country	Men			Women			Mixed	Total
	Middle Distance	Sprint	Total	Middle Distance	Sprint	Total	Team	
AUS - Australia	2	2	2	2	2	2	1	5
AUT - Austria	2	2	2	2	2	2	1	5
BEL - Belgium	1	1	1					1
BRA - Brazil	2	2	2	2	2	2	1	5
CAN - Canada	2	2	2	1	2	2	1	5
CZE - Czech Republic	2	2	2	2	2	2	1	5
DEN - Denmark	2	2	2	2	2	2	1	5
EGY - Egypt				1	1	1		1
EST - Estonia	1	1	1	2	2	2	1	4
FIN - Finland	2	2	2					2
GBR - Great Britain	2	2	2	1	2	2	1	5
GER - Germany	2	2	2	2	2	2	1	5
HKG - Hong Kong, China	2	2	2	2	2	2		4
HUN - Hungary				1	1	1		1
LAT - Latvia				1	1	1		1
LTU - Lithuania	1	1	1	1	1	1		2
NED - Netherlands				1	1	1		1
NOR - Norway	3	3	3	2	2	2	1	6
NZL - New Zealand	1	1	1					1
POL - Poland	2	2	2	2	2	2	1	5
SUI - Switzerland	3	3	3	2	2	2	1	6
SWE - Sweden	3	3	3	1	2	2	1	6
UKR - Ukraine	2	2	2	2	2	2	1	5
USA - United States of America	2	2	2	2	2	2	1	5
Total:	39	39	39	34	37	37	15	91
Number of Countries:	20	20	20	21	21	21	15	24

Timing and Results provided by 

ORI-----_C30 1

Report Created FRI 15 JUL 2022 18:08

Page 1 / 1



REGIONS Protective



BlueCross BlueShield of Alabama





Entry List by Country

As of FRI 15 JUL 2022

Country	Name	Date of Birth	Event
AUS - Australia	Mason ARTHUR	22 AUG 2002	Middle-Distance Men Sprint Men
	Aston KEY	15 JUN 2000	Middle-Distance Men Sprint Men
AUT - Austria	Jannis BONEK	10 JUL 1999	Sprint Men Middle-Distance Men
	Gernot YMSEN	18 AUG 1983	Sprint Men Middle-Distance Men
BEL - Belgium	Yannick MICHIELS	29 JUL 1991	Middle-Distance Men Sprint Men
BRA - Brazil	Joacy DANTAS de ARAUJO	9 JUN 1979	Sprint Men Middle-Distance Men
	Leandro NASCIMENTO	7 JUL 1989	Sprint Men Middle-Distance Men
CAN - Canada	Robert GRAHAM	3 OCT 1996	Sprint Men Middle-Distance Men
	Damian KONOTOPETZ	6 SEP 1990	Middle-Distance Men Sprint Men
CZE - Czech Republic	Vojtech KRAL	4 JUL 1988	Sprint Men Middle-Distance Men
	Tomas KRIVDA	15 SEP 1999	Middle-Distance Men Sprint Men
DEN - Denmark	Jakob EDSEN	22 MAY 1993	Middle-Distance Men Sprint Men
	Emil OBRO	26 MAY 1996	Sprint Men Middle-Distance Men
EST - Estonia	Sergei RJABOSKIN	27 FEB 1992	Middle-Distance Men Sprint Men
FIN - Finland	Tuomas HEIKKILA	8 FEB 1998	Middle-Distance Men Sprint Men
	Otto KAARIO	5 NOV 1998	Middle-Distance Men Sprint Men
GBR - Great Britain	Jonny CRICKMORE	13 JAN 1993	Middle-Distance Men Sprint Men
	Ralph STREET	10 SEP 1990	Middle-Distance Men Sprint Men
GER - Germany	Bojan BLUMENSTEIN	11 FEB 1993	Sprint Men Middle-Distance Men
	Colin KOLBE	24 MAR 1998	Middle-Distance Men

Timing and Results provided by  TISSOT



Entry List by Country

As of FRI 15 JUL 2022

Country	Name	Date of Birth	Event
			Sprint Men
HKG - Hong Kong, China	Chun Ho LI	17 AUG 1998	Middle-Distance Men
	Tsz Wai YU	6 APR 1992	Middle-Distance Men
			Sprint Men
LTU - Lithuania	Algirdas BARTKEVICIUS	19 MAY 1995	Middle-Distance Men
			Sprint Men
NOR - Norway	Havard EIDSMO	13 SEP 1998	Middle-Distance Men
	Kasper HARLEM FOSSER	21 APR 1999	Middle-Distance Men
	Elias JONSSON	13 MAR 1999	Sprint Men
			Middle-Distance Men
NZL - New Zealand	Tim ROBERTSON	5 AUG 1995	Middle-Distance Men
			Sprint Men
POL - Poland	Michal OLEJNIK	22 JAN 1992	Sprint Men
	Bartosz PAWLAK	15 FEB 1990	Middle-Distance Men
			Sprint Men
			Middle-Distance Men
SUI - Switzerland	Joey HADORN	11 APR 1997	Sprint Men
	Matthias KYBURZ	5 MAR 1990	Middle-Distance Men
	Riccardo RANCAN	9 JUL 1996	Middle-Distance Men
			Sprint Men
SWE - Sweden	Max Peter BEJMER	3 JUN 1992	Sprint Men
	Martin REGBORN	10 FEB 1992	Middle-Distance Men
	Isac von KRUSENSTIERNA	14 JAN 1998	Sprint Men
			Middle-Distance Men
UKR - Ukraine	Ruslan GLIBOV	28 JAN 1987	Middle-Distance Men
	Oleksandr KRATOV	31 MAR 1985	Sprint Men
			Middle-Distance Men
USA - United States of America	Greg AHLWEDE	29 MAR 1990	Sprint Men
	Joseph BARRETT	27 MAR 1996	Middle-Distance Men
			Sprint Men
			Middle-Distance Men


Timing and Results provided by  TISSOT



Entry List by Country

As of FRI 15 JUL 2022

LEGEND
X Entered in Start List

Timing and Results provided by  **TISSOT**

ORIM-----C32A 1

Report Created FRI 15 JUL 2022 18:06

Page 3 / 3





Entry List by Country

As of FRI 15 JUL 2022

Country	Name	Date of Birth	Event
AUS - Australia	Milla KEY	12 APR 2006	Middle-Distance Women Sprint Women
	Aislinn PRENDERGAST	21 JUL 1989	Sprint Women Middle-Distance Women
AUT - Austria	Ylvi KASTNER	25 JUN 2000	Middle-Distance Women Sprint Women
	Laura RAMSTEIN	17 NOV 1992	Middle-Distance Women Sprint Women
BRA - Brazil	Maisa FRANCO SZCZYPIOR	29 DEC 1990	Sprint Women Middle-Distance Women
	Elaine LENZ	31 DEC 1975	Sprint Women Middle-Distance Women
CAN - Canada	Emma WADDINGTON	24 JAN 1998	Sprint Women Middle-Distance Women
	Carol WALKER	31 JAN 1988	Sprint Women
CZE - Czech Republic	Tereza JANOSIKOVA	8 FEB 1999	Middle-Distance Women Sprint Women
	Denisa KOSOVA	18 JUL 1991	Sprint Women Middle-Distance Women
DEN - Denmark	Ida AGERVIG KRISTIANSSON	4 MAR 1999	Middle-Distance Women Sprint Women
	Caroline GJOTTERUP	25 FEB 1995	Sprint Women Middle-Distance Women
EGY - Egypt	Salma ABO KHABER	30 JUL 2000	Middle-Distance Women Sprint Women
EST - Estonia	Hannula-Katrin PANDIS	7 NOV 1990	Middle-Distance Women Sprint Women
	Sigrid RUUL	7 DEC 1991	Sprint Women Middle-Distance Women
GBR - Great Britain	Cecilie ANDERSEN	22 SEP 1997	Sprint Women Middle-Distance Women
	Charlotte WARD	25 OCT 1992	Sprint Women
GER - Germany	Birte FRIEDRICH	19 APR 1998	Sprint Women Middle-Distance Women
	Susen LOSCH	21 AUG 1993	Sprint Women Middle-Distance Women
HKG - Hong Kong, China	Cho Yu LAM	19 NOV 1997	Sprint Women Middle-Distance Women
	Ka Ki LEUNG	17 SEP 1992	Middle-Distance Women

Timing and Results provided by  **TISSOT**



Entry List by Country

As of FRI 15 JUL 2022

Country	Name	Date of Birth	Event
			Sprint Women
HUN - Hungary	Zsafia SARKOZY	13 MAY 1999	Sprint Women Middle-Distance Women
LAT - Latvia	Sandra GROSBERGA	18 NOV 1995	Sprint Women Middle-Distance Women
LTU - Lithuania	Kaste RUTKAUSKAITE	5 JAN 1998	Sprint Women Middle-Distance Women
NED - Netherlands	Eef van DONGEN	17 OCT 1993	Middle-Distance Women Sprint Women
NOR - Norway	Victoria BJORNSTAD	11 FEB 1999	Middle-Distance Women Sprint Women
	Ingrid LUNDANES	17 DEC 1997	Middle-Distance Women Sprint Women
POL - Poland	Aleksandra HORNIK	17 DEC 1996	Middle-Distance Women Sprint Women
	Hanna WISNIEWSKA	12 MAR 1990	Sprint Women Middle-Distance Women
SUI - Switzerland	Simona AEBERSOLD	13 APR 1998	Middle-Distance Women Sprint Women
	Elena ROOS	24 JAN 1991	Middle-Distance Women Sprint Women
SWE - Sweden	Sofia OHLSSON	29 AUG 1991	Middle-Distance Women Sprint Women
	Lina STRAND	23 DEC 1988	Sprint Women
UKR - Ukraine	Olena BABYCH	2 APR 1992	Middle-Distance Women Sprint Women
	Kateryna DZEMA	9 SEP 1994	Middle-Distance Women Sprint Women
USA - United States of America	Alison CAMPBELL	24 DEC 1992	Middle-Distance Women Sprint Women
	Alison CROCKER	20 AUG 1984	Sprint Women Middle-Distance Women

LEGEND

X Entered in Start List

Timing and Results provided by  **TISSOT**

ORIW-----C32A 1

Report Created FRI 15 JUL 2022 18:07

Page 2 / 2






Medallists by Event

As of SUN 17 JUL 2022 At

Event	Date	Medal	Name	Country Code
Sprint Men	15 JUL 2022	GOLD	Tim ROBERTSON	NZL
		SILVER	Martin REGBORN	SWE
		BRONZE	Tomas KRIVDA	CZE
Sprint Women	15 JUL 2022	GOLD	Simona AEBERSOLD	SUI
		SILVER	Tereza JANOSIKOVA	CZE
		BRONZE	Elena ROOS	SUI
Middle-Distance Men	16 JUL 2022	GOLD	Kasper HARLEM FOSSER	NOR
		SILVER	Matthias KYBURZ	SUI
		BRONZE	Martin REGBORN	SWE
Middle-Distance Women	16 JUL 2022	GOLD	Simona AEBERSOLD	SUI
		SILVER	Sofia OHLSSON	SWE
		BRONZE	Ingrid LUNDANES	NOR
Sprint Relay Mixed	17 JUL 2022	GOLD	Switzerland	SUI
		SILVER	Norway	NOR
		BRONZE	Great Britain	GBR

Timing and Results provided by  TISSOT

ORI-----_C93 4

Report Created SUN 17 JUL 2022 10:37

Page 1 / 1






Medal Standings

As of SUN 17 JUL 2022 At

Rank	Country	Men				Women				Team Relay				Total				Rank by Total	
		G	S	B	Tot	G	S	B	Tot	G	S	B	Tot	G	S	B	Tot		
1	SUI - Switzerland		1		1	2		1	3	1			1	3	1	1	1	5	1
2	NOR - Norway	1			1			1	1		1		1	1	1	1	1	3	=2
3	NZL - New Zealand	1			1									1				1	=5
4	SWE - Sweden		1	1	2		1		1						2	1	3	3	=2
5	CZE - Czech Republic			1	1		1		1						1	1	2	2	4
6	GBR - Great Britain											1	1			1	1	1	=5
Total:		2	2	2	6	2	2	2	6					5	5	5	15		

LEGEND					
=	Equal sign indicates that two or more NOCs share the same rank by total	B	Bronze	G	Gold
Tot	Total			S	Silver

Timing and Results provided by  TISSOT





Orienteering

Men's Sprint





Start List

Start Order	Start Number	Start Time	Name	Country Code	Remarks
1	1	9:00:00	Oleksandr KRATOV	UKR	
2	2	9:01:00	Robert GRAHAM	CAN	
3	3	9:02:00	Greg AHLWEDE	USA	
4	4	9:03:00	Joacy DANTAS de ARAUJO	BRA	
5	5	9:04:00	Joseph BARRETT	USA	
6	6	9:05:00	Leandro NASCIMENTO	BRA	
7	7	9:06:00	Chun Ho LI	HKG	
8	8	9:07:00	Mason ARTHUR	AUS	
9	9	9:08:00	Tsz Wai YU	HKG	
10	10	9:09:00	Damian KONOTOPETZ	CAN	
11	11	9:10:00	Sergei RJABOSKIN	EST	
12	12	9:11:00	Bartosz PAWLAK	POL	
13	13	9:12:00	Elias JONSSON	NOR	
14	14	9:13:00	Gernot YMSEN	AUT	
15	15	9:14:00	Otto KAARIO	FIN	
16	16	9:15:00	Emil OBRO	DEN	
17	17	9:16:00	Bojan BLUMENSTEIN	GER	
18	18	9:17:00	Ruslan GLIBOV	UKR	
19	19	9:18:00	Tuomas HEIKKILA	FIN	
20	20	9:19:00	Isac von KRUSENSTIERNA	SWE	
21	21	9:20:00	Colin KOLBE	GER	
22	22	9:21:00	Jannis BONEK	AUT	
23	23	9:22:00	Michal OLEJNIK	POL	
24	24	9:23:00	Algirdas BARTKEVICIUS	LTU	
25	25	9:24:00	Jonny CRICKMORE	GBR	
26	26	9:25:00	Jakob EDSSEN	DEN	
27	27	9:26:00	Aston KEY	AUS	
28	28	9:27:00	Max Peter BEJMER	SWE	
29	29	9:28:00	Tomas KRIVDA	CZE	
30	30	9:29:00	Joey HADORN	SUI	
31	31	9:30:00	Martin REGBORN	SWE	
32	32	9:31:00	Riccardo RANCAN	SUI	
33	33	9:32:00	Ralph STREET	GBR	
34	34	9:33:00	Havard EIDSMO	NOR	
35	35	9:34:00	Vojtech KRAL	CZE	
36	36	9:35:00	Tim ROBERTSON	NZL	
37	37	9:36:00	Yannick MICHIELS	BEL	

Timing and Results provided by  TISSOT





Start List

Start Order	Start Number	Start Time	Name	Country Code	Remarks
38	38	9:37:00	Matthias KYBURZ	SUI	
39	39	9:38:00	Kasper HARLEM FOSSER	NOR	





Results

Rk	Start No	Name	Country Code	Time	Time Behind	Remarks
1	36	Tim ROBERTSON	NZL	14:17.00	+0.00	
2	31	Martin REGBORN	SWE	14:26.00	+9.00	
3	29	Tomas KRIVDA	CZE	14:29.00	+12.00	
4	38	Matthias KYBURZ	SUI	14:32.00	+15.00	
4	39	Kasper HARLEM FOSSER	NOR	14:32.00	+15.00	
6	30	Joey HADORN	SUI	14:33.00	+16.00	
7	27	Aston KEY	AUS	14:40.00	+23.00	
8	33	Ralph STREET	GBR	14:49.00	+32.00	
9	28	Max Peter BEJMER	SWE	14:50.00	+33.00	
10	34	Havard EIDSMO	NOR	15:00.00	+43.00	
11	35	Vojtech KRAL	CZE	15:10.00	+53.00	
12	37	Yannick MICHIELS	BEL	15:13.00	+56.00	
13	32	Riccardo RANCAN	SUI	15:14.00	+57.00	
14	23	Michal OLEJNIK	POL	15:15.00	+58.00	
15	19	Tuomas HEIKKILA	FIN	15:19.00	+1:02.00	
16	20	Isac von KRUSENSTIERNA	SWE	15:30.00	+1:13.00	
17	17	Bojan BLUMENSTEIN	GER	15:32.00	+1:15.00	
17	22	Jannis BONEK	AUT	15:32.00	+1:15.00	
19	26	Jakob EDSEN	DEN	15:33.00	+1:16.00	
20	15	Otto KAARIO	FIN	15:34.00	+1:17.00	
21	18	Ruslan GLIBOV	UKR	15:41.00	+1:24.00	
22	14	Gernot YMSEN	AUT	15:45.00	+1:28.00	
23	25	Jonny CRICKMORE	GBR	15:55.00	+1:38.00	
24	13	Elias JONSSON	NOR	15:56.00	+1:39.00	
25	24	Algirdas BARTKEVICIUS	LTU	15:58.00	+1:41.00	
26	21	Colin KOLBE	GER	16:04.00	+1:47.00	
27	10	Damian KONOTOPETZ	CAN	16:26.00	+2:09.00	
28	16	Emil OBRO	DEN	16:34.00	+2:17.00	
29	5	Joseph BARRETT	USA	17:05.00	+2:48.00	
30	11	Sergei RJABOSKIN	EST	17:11.00	+2:54.00	
31	12	Bartosz PAWLAK	POL	17:15.00	+2:58.00	
32	3	Greg AHLWEDE	USA	17:43.00	+3:26.00	
33	2	Robert GRAHAM	CAN	18:25.00	+4:08.00	
34	8	Mason ARTHUR	AUS	18:28.00	+4:11.00	
35	9	Tsz Wai YU	HKG	18:51.00	+4:34.00	
36	1	Oleksandr KRATOV	UKR	18:52.00	+4:35.00	
37	7	Chun Ho LI	HKG	19:09.00	+4:52.00	

Timing and Results provided by  TISSOT



Results

Rk	Start No	Name	Country Code	Time	Time Behind	Remarks
38	6	Leandro NASCIMENTO	BRA	19:42.00	+5:25.00	
39	4	Joacy DANTAS de ARAUJO	BRA	20:41.00	+6:24.00	

Participants					
Entries / NOCs	Finished	LAP	DNF	DSQ	DNS
39/20	39	0	0	0	0



Race Analysis

After: Finish

Rk	Start No	Name	Time	Point 1 Point 11 Point 21	Point 2 Point 12 Point 22	Point 3 Point 13 Point 23	Point 4 Point 14	Point 5 Point 15	Point 6 Point 16	Point 7 Point 17	Point 8 Point 18	Point 9 Point 19	Point 10 Point 20
1	36	Tim ROBERTSON NZL	14:17	0:33	1:05	1:38	2:05	2:26	2:40	3:46	4:53	5:18	5:30
				6:19	7:14	7:31	7:47	9:55	10:11	10:30	11:52	12:30	12:47
				13:20	13:34	13:48							
2	31	Martin REGBORN SWE	14:26 +9	0:37	1:12	1:46	2:14	2:36	2:51	3:55	5:09	5:33	5:46
				6:35	7:29	7:47	8:04	10:10	10:25	10:44	12:06	12:41	12:58
				13:30	13:45	13:59							
3	29	Tomas KRIVDA CZE	14:29 +12	0:34	1:06	1:38	2:06	2:29	2:44	3:50	4:58	5:22	5:35
				6:19	7:15	7:37	7:53	10:02	10:18	10:37	12:06	12:41	12:59
				13:33	13:47	14:01							





Race Analysis

Rk	Start No	Name	Time	Point 1 Point 11 Point 21	Point 2 Point 12 Point 22	Point 3 Point 13 Point 23	Point 4 Point 14	Point 5 Point 15	Point 6 Point 16	Point 7 Point 17	Point 8 Point 18	Point 9 Point 19	Point 10 Point 20
4	38	Matthias KYBURZ SUI	14:32 +15	0:34 6:28 13:37	1:07 7:21 13:52	1:41 7:44 14:06	2:07 8:01	2:29 10:07	2:43 10:23	3:48 10:42	4:58 12:06	5:24 12:46	5:37 13:05
4	39	Kasper HARLEM FOSSER NOR	14:32 +15	0:36 6:29 13:38	1:11 7:30 13:52	1:46 7:54 14:05	2:13 8:09	2:36 10:11	2:51 10:27	3:57 10:45	5:06 12:06	5:32 12:49	5:45 13:06
6	30	Joey HADORN SUI	14:33 +16	0:34 6:32 13:38	1:10 7:31 13:52	1:44 7:48 14:06	2:11 8:10	2:33 10:11	2:48 10:27	3:55 10:47	5:06 12:03	5:33 12:44	5:46 13:02





Race Analysis

Rk	Start No	Name	Time	Point 1 Point 11 Point 21	Point 2 Point 12 Point 22	Point 3 Point 13 Point 23	Point 4 Point 14	Point 5 Point 15	Point 6 Point 16	Point 7 Point 17	Point 8 Point 18	Point 9 Point 19	Point 10 Point 20
7	27	Aston KEY AUS	14:40 +23	0:33 6:28 13:42	1:08 7:25 13:57	1:40 7:42 14:11	2:08 8:02	2:29 10:08	2:43 10:24	3:47 10:45	4:59 12:11	5:25 12:47	5:37 13:07
8	33	Ralph STREET GBR	14:49 +32	0:35 6:47 13:56	1:11 7:48 14:10	1:45 8:06 14:23	2:13 8:24	2:36 10:31	2:53 10:47	4:05 11:07	5:14 12:29	5:40 13:03	5:53 13:22
9	28	Max Peter BEJMER SWE	14:50 +33	0:35 6:45 13:51	1:10 7:45 14:08	1:46 8:02 14:23	2:14 8:20	2:37 10:29	2:51 10:45	4:01 11:05	5:16 12:25	5:42 13:01	5:54 13:19





Race Analysis

Rk	Start No	Name	Time	Point 1 Point 11 Point 21	Point 2 Point 12 Point 22	Point 3 Point 13 Point 23	Point 4 Point 14	Point 5 Point 15	Point 6 Point 16	Point 7 Point 17	Point 8 Point 18	Point 9 Point 19	Point 10 Point 20
10	34	Havard EIDSMO NOR	15:00 +43	0:36 6:44 14:03	1:13 7:50 14:18	1:48 8:08 14:33	2:18 8:25	2:41 10:31	2:55 10:48	4:02 11:07	5:14 12:29	5:42 13:10	5:55 13:30
11	35	Vojtech KRAL CZE	15:10 +53	0:36 6:41 14:11	1:10 7:47 14:27	1:44 8:04 14:41	2:13 8:25	2:36 10:31	2:51 10:48	3:58 11:08	5:09 12:35	5:38 13:19	5:51 13:36
12	37	Yannick MICHIELS BEL	15:13 +56	0:36 6:33 14:12	1:08 7:42 14:29	1:43 8:08 14:46	2:12 8:26	2:35 10:30	2:51 10:47	3:56 11:09	5:06 12:43	5:32 13:19	5:44 13:38





Race Analysis

Rk	Start No	Name	Time	Point 1 Point 11 Point 21	Point 2 Point 12 Point 22	Point 3 Point 13 Point 23	Point 4 Point 14	Point 5 Point 15	Point 6 Point 16	Point 7 Point 17	Point 8 Point 18	Point 9 Point 19	Point 10 Point 20
13	32	Riccardo RANCAN SUI	15:14 +57	0:36	1:12	1:47	2:15	2:38	2:55	4:01	5:11	5:38	5:52
				6:45	7:41	8:05	8:23	10:30	10:46	11:07	12:29	13:26	13:43
				14:16	14:32	14:46							
14	23	Michal OLEJNIK POL	15:15 +58	0:37	1:15	1:50	2:19	2:43	2:58	4:06	5:19	5:48	6:02
				6:50	7:45	8:05	8:23	10:37	10:55	11:15	12:45	13:20	13:40
				14:17	14:32	14:47							
15	19	Tuomas HEIKKILA FIN	15:19 +1:02	0:35	1:08	1:41	2:08	2:31	2:46	3:55	5:07	5:34	5:47
				6:35	7:41	8:04	8:22	10:34	10:50	11:12	12:43	13:20	13:39
				14:19	14:35	14:50							





Race Analysis

Rk	Start No	Name	Time	Point 1 Point 11 Point 21	Point 2 Point 12 Point 22	Point 3 Point 13 Point 23	Point 4 Point 14	Point 5 Point 15	Point 6 Point 16	Point 7 Point 17	Point 8 Point 18	Point 9 Point 19	Point 10 Point 20
16	20	Isac von KRUSENSTIERNA SWE	15:30 +1:13	0:36	1:12	1:48	2:17	2:39	2:55	4:04	5:18	5:47	6:03
				6:56	7:57	8:21	8:38	10:57	11:15	11:37	13:04	13:40	13:59
				14:33	14:48	15:03							
17	17	Bojan BLUMENSTEIN GER	15:32 +1:15	0:37	1:14	1:50	2:21	2:45	3:00	4:08	5:21	5:48	6:01
				7:00	8:07	8:24	8:42	10:57	11:14	11:34	13:04	13:41	13:59
				14:35	14:51	15:04							
17	22	Jannis BONEK AUT	15:32 +1:15	0:33	1:11	1:47	2:16	2:40	2:55	4:00	5:12	5:39	5:53
				6:54	8:04	8:29	8:46	10:57	11:13	11:34	13:00	13:37	13:56
				14:37	14:52	15:06							





Race Analysis

Rk	Start No	Name	Time	Point 1 Point 11 Point 21	Point 2 Point 12 Point 22	Point 3 Point 13 Point 23	Point 4 Point 14	Point 5 Point 15	Point 6 Point 16	Point 7 Point 17	Point 8 Point 18	Point 9 Point 19	Point 10 Point 20
19	26	Jakob EDSSEN DEN	15:33 +1:16	0:34	1:12	1:46	2:15	2:39	2:54	4:14	5:24	5:53	6:07
				6:56	7:56	8:15	8:35	10:48	11:05	11:26	12:59	13:36	13:56
				14:34	14:49	15:04							
20	15	Otto KAARIO FIN	15:34 +1:17	0:36	1:11	1:46	2:15	2:38	2:53	4:01	5:12	5:40	5:54
				6:46	8:04	8:22	8:41	10:53	11:10	11:32	12:58	13:38	13:58
				14:33	14:50	15:05							
21	18	Ruslan GLIBOV UKR	15:41 +1:24	0:37	1:15	1:51	2:19	2:43	3:00	4:11	5:24	5:53	6:08
				7:01	8:03	8:23	8:46	11:03	11:21	11:42	13:10	13:48	14:06
				14:40	14:56	15:12							





Race Analysis

Rk	Start No	Name	Time	Point 1 Point 11 Point 21	Point 2 Point 12 Point 22	Point 3 Point 13 Point 23	Point 4 Point 14	Point 5 Point 15	Point 6 Point 16	Point 7 Point 17	Point 8 Point 18	Point 9 Point 19	Point 10 Point 20
22	14	Gernot YMSEN AUT	15:45 +1:28	0:35	1:11	1:47	2:17	2:40	2:55	4:09	5:24	5:54	6:08
				6:55	7:54	8:13	8:30	10:58	11:16	11:37	13:11	13:48	14:06
				14:44	15:00	15:15							
23	25	Jonny CRICKMORE GBR	15:55 +1:38	0:36	1:15	1:49	2:19	2:42	2:56	4:05	5:16	5:44	5:57
				6:46	7:54	8:13	8:36	10:58	11:15	11:36	13:09	13:51	14:13
				14:57	15:12	15:25							
24	13	Elias JONSSON NOR	15:56 +1:39	0:38	1:19	1:56	2:26	2:49	3:04	4:12	5:27	5:56	6:10
				7:11	8:13	8:31	8:51	11:13	11:31	11:54	13:21	14:01	14:20
				14:54	15:10	15:27							





Race Analysis

Rk	Start No	Name	Time	Point 1 Point 11 Point 21	Point 2 Point 12 Point 22	Point 3 Point 13 Point 23	Point 4 Point 14	Point 5 Point 15	Point 6 Point 16	Point 7 Point 17	Point 8 Point 18	Point 9 Point 19	Point 10 Point 20
25	24	Algirdas BARTKEVICIUS LTU	15:58 +1:41	0:36	1:11	1:45	2:13	2:36	2:52	3:56	5:14	5:41	5:55
				6:51	7:59	8:16	8:35	10:56	11:13	11:34	13:09	14:00	14:20
				14:57	15:13	15:28							
26	21	Colin KOLBE GER	16:04 +1:47	0:39	1:16	1:52	2:21	2:45	3:06	4:19	5:30	5:59	6:11
				6:58	8:01	8:29	8:52	11:21	11:38	11:59	13:25	14:05	14:25
				15:02	15:18	15:34							
27	10	Damian KONOTOPETZ CAN	16:26 +2:09	0:35	1:11	1:48	2:19	2:44	3:04	4:17	5:33	6:01	6:14
				7:11	8:16	8:42	9:00	11:33	11:52	12:13	13:47	14:27	14:50
				15:28	15:44	15:58							





Race Analysis

Rk	Start No	Name	Time	Point 1 Point 11 Point 21	Point 2 Point 12 Point 22	Point 3 Point 13 Point 23	Point 4 Point 14	Point 5 Point 15	Point 6 Point 16	Point 7 Point 17	Point 8 Point 18	Point 9 Point 19	Point 10 Point 20
28	16	Emil OBRO DEN	16:34 +2:17	0:39	1:16	1:53	2:23	2:47	3:02	4:10	5:35	6:03	6:16
				7:47	8:48	9:15	9:35	11:48	12:06	12:29	13:59	14:38	14:57
				15:33	15:49	16:04							
29	5	Joseph BARRETT USA	17:05 +2:48	0:40	1:18	1:57	2:30	2:55	3:13	4:32	5:54	6:25	6:42
				7:39	8:51	9:18	9:36	12:01	12:20	12:42	14:19	15:01	15:22
				15:59	16:17	16:33							
30	11	Sergei RJABOSKIN EST	17:11 +2:54	0:38	1:21	1:58	2:34	2:57	3:13	4:30	5:44	6:14	6:27
				7:21	8:34	8:58	9:32	12:11	12:35	12:58	14:29	15:09	15:28
				16:06	16:23	16:39							





Race Analysis

Rk	Start No	Name	Time	Point 1 Point 11 Point 21	Point 2 Point 12 Point 22	Point 3 Point 13 Point 23	Point 4 Point 14	Point 5 Point 15	Point 6 Point 16	Point 7 Point 17	Point 8 Point 18	Point 9 Point 19	Point 10 Point 20
31	12	Bartosz PAWLAK POL	17:15 +2:58	0:37	1:15	1:52	2:23	2:47	3:06	4:21	5:40	6:10	6:25
				7:19	8:22	9:43	9:59	12:19	12:36	12:57	14:34	15:14	15:33
				16:13	16:29	16:44							
32	3	Greg AHLSEWEDE USA	17:43 +3:26	0:41	1:27	2:07	2:42	3:09	3:26	4:44	6:08	6:41	6:56
				7:49	8:59	9:27	9:47	12:24	12:43	13:06	14:50	15:32	15:53
				16:40	16:57	17:13							
33	2	Robert GRAHAM CAN	18:25 +4:08	0:41	1:22	2:02	2:37	3:05	3:23	4:42	6:09	6:40	6:58
				8:05	9:23	9:55	10:18	12:55	13:15	13:39	15:26	16:10	16:34
				17:24	17:41	17:57							





Race Analysis

Rk	Start No	Name	Time	Point 1 Point 11 Point 21	Point 2 Point 12 Point 22	Point 3 Point 13 Point 23	Point 4 Point 14	Point 5 Point 15	Point 6 Point 16	Point 7 Point 17	Point 8 Point 18	Point 9 Point 19	Point 10 Point 20
34	8	Mason ARTHUR AUS	18:28 +4:11	0:39	1:15	1:53	2:26	2:52	3:09	4:33	6:00	6:36	6:51
				8:00	9:15	9:43	10:09	12:52	13:14	13:39	15:27	16:15	16:37
				17:18	17:39	17:56							
35	9	Tsz Wai YU HKG	18:51 +4:34	0:41	1:21	1:59	2:32	3:00	3:18	4:35	5:59	6:31	6:47
				7:45	8:59	9:30	9:50	12:50	13:19	13:43	15:36	16:20	16:42
				17:39	17:57	18:17							
36	1	Oleksandr KRATOV UKR	18:52 +4:35	0:43	1:29	2:09	2:40	3:08	3:24	4:50	6:21	6:52	7:11
				8:12	9:26	9:53	10:12	13:10	13:31	13:54	15:55	16:39	17:03
				17:48	18:06	18:22							





Race Analysis

Rk	Start No	Name	Time	Point 1 Point 11 Point 21	Point 2 Point 12 Point 22	Point 3 Point 13 Point 23	Point 4 Point 14	Point 5 Point 15	Point 6 Point 16	Point 7 Point 17	Point 8 Point 18	Point 9 Point 19	Point 10 Point 20
37	7	Chun Ho LI HKG	19:09 +4:52	0:48	1:27	2:07	2:44	3:12	3:31	4:56	6:25	6:59	7:15
				8:31	9:55	10:25	10:54	13:37	13:56	14:20	16:11	16:55	17:22
				18:02	18:21	18:39							
38	6	Leandro NASCIMENTO BRA	19:42 +5:25	0:47	1:29	2:14	2:52	3:19	3:39	5:02	6:36	7:19	7:33
				8:54	10:21	10:52	11:33	14:05	14:24	14:49	16:44	17:30	17:58
				18:40	18:57	19:14							
39	4	Joacy DANTAS de ARAUJO BRA	20:41 +6:24	0:52	1:41	2:27	3:02	3:32	3:55	5:52	7:26	8:02	8:19
				9:28	10:58	11:22	11:49	14:47	15:08	15:34	17:30	18:18	18:45
				19:31	19:52	20:09							

NOTES
Intermediate (lap) times are information recorded from transponders. Final time used for ranking at the end of the race is determined with photo-finish for all riders.

LEGEND
PTP Point-To-Point

Timing and Results provided by 





Medallists

Medal	Name	Country
GOLD	Tim ROBERTSON	NZL - New Zealand
SILVER	Martin REGBORN	SWE - Sweden
BRONZE	Tomas KRIVDA	CZE - Czech Republic





Orienteering

Men's Middle Distance





Start List

REVISED
16 JUL 6:44

Start Order	Start Number	Start Time	Name	Country Code	Remarks
1	1	9:00:00	Damian KONOTOPETZ	CAN	
2	2	9:02:00	Mason ARTHUR	AUS	
3	3	9:04:00	Robert GRAHAM	CAN	
4	4	9:06:00	Sergei RJABOSKIN	EST	
5	5	9:08:00	Chun Ho LI	HKG	
6	6	9:10:00	Colin KOLBE	GER	
7	7	9:12:00	Tsz Wai YU	HKG	
8	8	9:14:00	Leandro NASCIMENTO	BRA	
9	9	9:16:00	Jonny CRICKMORE	GBR	
10	10	9:18:00	Havard EIDSMO	NOR	
11	11	9:20:00	Joacy DANTAS de ARAUJO	BRA	
12	12	9:22:00	Joseph BARRETT	USA	
13	13	9:24:00	Otto KAARIO	FIN	
14	14	9:26:00	Greg AHLSEWEDE	USA	
15	15	9:28:00	Tuomas HEIKKILA	FIN	
16	16	9:30:00	Emil OBRO	DEN	
17	17	9:32:00	Yannick MICHIELS	BEL	
18	18	9:34:00	Jakob EDSSEN	DEN	
19	19	9:36:00	Aston KEY	AUS	
20	20	9:38:00	Algirdas BARTKEVICIUS	LTU	
21	21	9:40:00	Riccardo RANCAN	SUI	
22	22	9:42:00	Elias JONSSON	NOR	
23	23	9:44:00	Tim ROBERTSON	NZL	
24	24	9:46:00	Jannis BONEK	AUT	
25	25	9:48:00	Bartosz PAWLAK	POL	
26	26	9:50:00	Bojan BLUMENSTEIN	GER	
27	27	9:52:00	Michal OLEJNIK	POL	
28	28	9:54:00	Tomas KRIVDA	CZE	
29	29	9:56:00	Ralph STREET	GBR	
30	30	9:58:00	Max Peter BEJMER	SWE	
31	31	10:00:00	Oleksandr KRATOV	UKR	
32	32	10:02:00	Isac von KRUSENSTIERNA	SWE	
33	33	10:04:00	Gernot YMSEN	AUT	
34	34	10:06:00	Martin REGBORN	SWE	
35	35	10:08:00	Vojtech KRAL	CZE	
36	36	10:10:00	Joey HADORN	SUI	
37	37	10:12:00	Ruslan GLIBOV	UKR	

Timing and Results provided by 





Start List

REVISED
16 JUL 6:44

Start Order	Start Number	Start Time	Name	Country Code	Remarks
38	38	10:14:00	Matthias KYBURZ	SUI	
39	39	10:16:00	Kasper HARLEM FOSSER	NOR	

Start order revised (bibs 15-37)

Timing and Results provided by  TISSOT





Results

Rk	Start No	Name	Country Code	Time	Time Behind	Remarks
1	39	Kasper HARLEM FOSSER	NOR	33:45.00	+0.00	
2	38	Matthias KYBURZ	SUI	33:52.00	+7.00	
3	34	Martin REGBORN	SWE	34:42.00	+57.00	
4	37	Ruslan GLIBOV	UKR	36:02.00	+2:17.00	
5	33	Gernot YMSEN	AUT	36:30.00	+2:45.00	
6	36	Joey HADORN	SUI	36:58.00	+3:13.00	
7	32	Isac von KRUSENSTIERNA	SWE	37:31.00	+3:46.00	
8	10	Havard EIDSMO	NOR	37:37.00	+3:52.00	
9	27	Michal OLEJNIK	POL	38:02.00	+4:17.00	
10	28	Tomas KRIVDA	CZE	38:28.00	+4:43.00	
11	30	Max Peter BEJMER	SWE	38:48.00	+5:03.00	
12	26	Bojan BLUMENSTEIN	GER	39:13.00	+5:28.00	
13	35	Vojtech KRAL	CZE	39:15.00	+5:30.00	
14	23	Tim ROBERTSON	NZL	39:35.00	+5:50.00	
15	21	Riccardo RANCAN	SUI	39:57.00	+6:12.00	
16	25	Bartosz PAWLAK	POL	40:00.00	+6:15.00	
17	24	Jannis BONEK	AUT	40:10.00	+6:25.00	
18	18	Jakob EDSEN	DEN	40:19.00	+6:34.00	
18	22	Elias JONSSON	NOR	40:19.00	+6:34.00	
20	17	Yannick MICHIELS	BEL	40:34.00	+6:49.00	
21	15	Tuomas HEIKKILA	FIN	41:12.00	+7:27.00	
22	9	Jonny CRICKMORE	GBR	41:46.00	+8:01.00	
23	20	Algirdas BARTKEVICIUS	LTU	42:50.00	+9:05.00	
24	4	Sergei RJABOSKIN	EST	43:17.00	+9:32.00	
25	6	Colin KOLBE	GER	43:30.00	+9:45.00	
26	16	Emil OBRO	DEN	44:17.00	+10:32.00	
27	12	Joseph BARRETT	USA	44:21.00	+10:36.00	
28	13	Otto KAARIO	FIN	45:11.00	+11:26.00	
29	29	Ralph STREET	GBR	45:25.00	+11:40.00	
30	14	Greg AHLSSWEDE	USA	47:47.00	+14:02.00	
31	3	Robert GRAHAM	CAN	49:33.00	+15:48.00	
32	7	Tsz Wai YU	HKG	58:52.00	+25:07.00	
33	11	Joacy DANTAS de ARAUJO	BRA	1:00:05.00	+26:20.00	
34	5	Chun Ho LI	HKG	1:00:17.00	+26:32.00	
35	8	Leandro NASCIMENTO	BRA	1:00:27.00	+26:42.00	
36	2	Mason ARTHUR	AUS	1:07:52.00	+34:07.00	
	31	Oleksandr KRATOV	UKR	DNF		

Timing and Results provided by 






Results

Rk	Start No	Name	Country Code	Time	Time Behind	Remarks
	1	Damian KONOTOPETZ	CAN	DSQ		
	19	Aston KEY	AUS	DSQ		

Participants					
Entries / NOCs	Finished	LAP	DNF	DSQ	DNS
39/20	36	0	1	2	0

LEGEND
DNF Did Not Finish DSQ Disqualified

Timing and Results provided by  TISSOT





Race Analysis

After: Finish

Rk	Start No	Name	Time	Point 1 Point 11 Point 21	Point 2 Point 12 Point 22	Point 3 Point 13 Point 23	Point 4 Point 14	Point 5 Point 15	Point 6 Point 16	Point 7 Point 17	Point 8 Point 18	Point 9 Point 19	Point 10 Point 20
1	39	Kasper HARLEM FOSSER NOR	33:45	1:45	2:16	4:26	5:20	6:09	6:59	7:43	9:54	10:55	11:30
				13:46	17:03	17:31	18:46	19:57	23:33	24:27	27:00	29:25	30:14
				30:57	31:41	32:45							
2	38	Matthias KYBURZ SUI	33:52 +7	1:37	2:08	4:14	5:03	5:48	6:37	7:19	9:36	10:35	11:08
				13:24	16:29	16:55	18:14	19:25	23:01	23:56	26:37	29:19	30:09
				30:53	31:44	32:45							
3	34	Martin REGBORN SWE	34:42 +57	1:48	2:22	4:35	5:22	6:11	7:01	7:45	9:53	10:55	11:40
				13:57	17:09	17:37	18:47	19:57	23:20	24:32	27:07	30:07	31:01
				31:45	32:31	33:33							

Timing and Results provided by  TISSOT

ORIMIDDLE-----FNL-00001--_C77A 1

Report Created SAT 16 JUL 2022 11:12

Page 1 / 13





Race Analysis

Rk	Start No	Name	Time	Point 1 Point 11 Point 21	Point 2 Point 12 Point 22	Point 3 Point 13 Point 23	Point 4 Point 14	Point 5 Point 15	Point 6 Point 16	Point 7 Point 17	Point 8 Point 18	Point 9 Point 19	Point 10 Point 20
4	37	Ruslan GLIBOV UKR	36:02 +2:17	2:08	2:42	5:06	6:02	6:57	7:53	8:39	11:00	12:04	12:43
				15:16	18:31	18:56	20:15	21:26	25:02	25:58	28:39	31:21	32:12
				32:56	33:46	34:48							
5	33	Gernot YMSEN AUT	36:30 +2:45	1:44	2:16	4:34	5:24	6:15	7:11	7:57	10:21	11:27	12:03
				14:33	17:49	18:17	19:40	20:57	24:49	25:50	28:44	31:41	32:37
				33:29	34:19	35:23							
6	36	Joey HADORN SUI	36:58 +3:13	1:44	2:16	4:36	5:34	6:26	7:19	8:07	10:32	11:39	12:16
				14:48	18:15	18:43	20:35	21:57	25:45	26:57	29:36	32:19	33:12
				34:01	34:52	35:55							





Race Analysis

Rk	Start No	Name	Time	Point 1 Point 11 Point 21	Point 2 Point 12 Point 22	Point 3 Point 13 Point 23	Point 4 Point 14	Point 5 Point 15	Point 6 Point 16	Point 7 Point 17	Point 8 Point 18	Point 9 Point 19	Point 10 Point 20
7	32	Isac von KRUSENSTIERNA SWE	37:31 +3:46	1:53	2:32	4:48	5:44	6:39	7:33	8:18	10:41	12:17	12:53
				15:18	18:34	19:23	20:52	22:11	25:54	26:54	29:33	32:49	33:43
				34:28	35:19	36:24							
8	10	Havard EIDSMO NOR	37:37 +3:52	2:08	2:41	4:51	5:50	6:43	7:32	8:19	10:42	11:47	12:24
				14:46	18:01	18:31	20:13	21:26	25:24	26:27	29:21	32:19	33:20
				34:20	35:18	36:31							
9	27	Michal OLEJNIK POL	38:02 +4:17	1:55	2:29	5:07	6:08	7:01	7:57	8:46	11:01	12:09	12:48
				15:16	18:57	19:29	20:57	22:18	26:08	27:08	30:02	33:05	34:01
				34:56	35:50	36:55							





Race Analysis

Rk	Start No	Name	Time	Point 1 Point 11 Point 21	Point 2 Point 12 Point 22	Point 3 Point 13 Point 23	Point 4 Point 14	Point 5 Point 15	Point 6 Point 16	Point 7 Point 17	Point 8 Point 18	Point 9 Point 19	Point 10 Point 20
10	28	Tomas KRIVDA CZE	38:28 +4:43	1:47 14:57 35:16	2:17 18:46 36:12	4:30 19:14 37:16	5:22 20:43	6:12 22:04	7:06 25:56	7:50 27:02	10:42 30:00	11:52 33:01	12:30 34:05
11	30	Max Peter BEJMER SWE	38:48 +5:03	1:51 15:50 35:38	2:26 19:51 36:28	4:42 20:23 37:38	5:37 21:47	6:25 23:10	7:16 26:49	7:59 27:56	10:11 30:40	11:17 33:42	11:50 34:43
12	26	Bojan BLUMENSTEIN GER	39:13 +5:28	1:56 15:47 35:49	2:29 19:25 36:52	5:01 19:58 38:01	6:00 21:22	6:56 22:37	7:51 26:34	8:44 27:39	11:24 30:38	12:34 33:48	13:12 34:49





Race Analysis

Rk	Start No	Name	Time	Point 1 Point 11 Point 21	Point 2 Point 12 Point 22	Point 3 Point 13 Point 23	Point 4 Point 14	Point 5 Point 15	Point 6 Point 16	Point 7 Point 17	Point 8 Point 18	Point 9 Point 19	Point 10 Point 20
13	35	Vojtech KRAL CZE	39:15 +5:30	1:45	2:16	4:30	5:44	6:34	7:28	8:13	10:28	11:34	12:10
				14:40	18:08	18:35	19:56	22:41	26:40	27:48	30:44	34:10	35:05
				36:02	36:55	38:04							
14	23	Tim ROBERTSON NZL	39:35 +5:50	1:55	2:27	4:54	5:45	6:35	7:28	8:15	10:56	11:59	12:37
				15:03	18:47	19:22	21:03	22:32	26:23	27:30	30:27	33:59	35:08
				36:08	37:03	38:18							
15	21	Riccardo RANCAN SUI	39:57 +6:12	1:58	2:30	4:48	6:07	7:08	8:02	8:50	11:19	12:30	13:11
				16:20	19:52	20:29	22:03	23:25	27:13	28:15	31:20	34:42	35:39
				36:40	37:30	38:49							





Race Analysis

Rk	Start No	Name	Time	Point 1 Point 11 Point 21	Point 2 Point 12 Point 22	Point 3 Point 13 Point 23	Point 4 Point 14	Point 5 Point 15	Point 6 Point 16	Point 7 Point 17	Point 8 Point 18	Point 9 Point 19	Point 10 Point 20
16	25	Bartosz PAWLAK POL	40:00 +6:15	1:50	2:25	4:47	5:53	6:42	7:41	8:34	11:14	12:23	13:05
				16:00	19:42	20:20	21:53	23:19	27:22	28:25	31:23	34:35	35:44
				36:47	37:42	38:49							
17	24	Jannis BONEK AUT	40:10 +6:25	1:49	2:20	4:24	5:19	6:07	7:02	7:48	10:37	11:44	12:20
				14:50	18:28	18:57	20:23	21:52	25:36	26:40	29:25	32:48	33:44
				34:46	37:43	38:55							
18	18	Jakob EDSSEN DEN	40:19 +6:34	2:02	2:39	5:05	6:01	6:53	7:54	8:42	11:21	12:35	13:17
				16:02	19:36	20:08	21:40	22:59	27:12	28:18	31:19	34:44	35:47
				36:54	37:58	39:07							





Race Analysis

Rk	Start No	Name	Time	Point 1 Point 11 Point 21	Point 2 Point 12 Point 22	Point 3 Point 13 Point 23	Point 4 Point 14	Point 5 Point 15	Point 6 Point 16	Point 7 Point 17	Point 8 Point 18	Point 9 Point 19	Point 10 Point 20
18	22	Elias JONSSON NOR	40:19 +6:34	1:42 15:24 36:56	2:17 19:11 37:50	4:32 19:50 39:02	5:26 21:19	6:20 22:40	7:14 27:09	8:09 28:14	10:55 31:07	12:04 34:48	12:43 36:00
20	17	Yannick MICHIELS BEL	40:34 +6:49	1:53 15:27 37:07	2:29 19:23 38:03	4:59 20:02 39:21	5:56 21:22	6:51 22:50	7:46 26:55	8:36 28:03	11:00 30:49	12:19 34:19	12:57 36:04
21	15	Tuomas HEIKKILA FIN	41:12 +7:27	2:16 16:39 37:53	2:51 20:18 38:47	5:10 20:54 39:58	6:05 22:19	7:01 23:53	7:59 28:19	8:49 29:26	11:41 32:22	12:56 35:40	13:41 37:02





Race Analysis

Rk	Start No	Name	Time	Point 1 Point 11 Point 21	Point 2 Point 12 Point 22	Point 3 Point 13 Point 23	Point 4 Point 14	Point 5 Point 15	Point 6 Point 16	Point 7 Point 17	Point 8 Point 18	Point 9 Point 19	Point 10 Point 20
22	9	Jonny CRICKMORE GBR	41:46 +8:01	2:05 16:01 35:13	2:36 19:34 39:12	5:01 20:03 40:29	6:03 21:31	6:56 22:49	7:55 26:34	8:53 27:34	11:36 30:20	12:59 33:26	13:37 34:21
23	20	Algirdas BARTKEVICIUS LTU	42:50 +9:05	2:12 16:28 39:17	2:45 21:05 40:23	5:17 21:58 41:35	6:18 23:44	7:19 25:27	8:15 29:24	9:03 30:30	11:38 33:34	12:48 37:08	13:27 38:11
24	4	Sergei RJABOSKIN EST	43:17 +9:32	1:55 17:02 39:37	2:31 21:27 40:35	5:06 22:00 41:57	6:05 23:27	7:01 25:13	7:58 29:38	9:01 31:07	11:39 34:14	13:15 37:40	14:11 38:48





Race Analysis

Rk	Start No	Name	Time	Point 1 Point 11 Point 21	Point 2 Point 12 Point 22	Point 3 Point 13 Point 23	Point 4 Point 14	Point 5 Point 15	Point 6 Point 16	Point 7 Point 17	Point 8 Point 18	Point 9 Point 19	Point 10 Point 20
25	6	Colin KOLBE GER	43:30 +9:45	1:48 16:12 39:57	2:25 20:09 41:01	4:54 20:53 42:13	5:57 22:19	6:52 23:48	8:01 27:59	8:53 29:08	11:47 32:06	12:59 36:40	13:40 38:13
26	16	Emil OBRO DEN	44:17 +10:32	2:07 19:16 40:58	2:44 23:21 42:00	5:16 23:53 43:12	6:15 25:37	7:13 27:12	8:07 31:04	8:54 32:16	11:26 35:09	12:37 38:13	13:17 40:05
27	12	Joseph BARRETT USA	44:21 +10:36	2:10 16:58 40:25	2:47 20:57 41:35	5:26 21:34 42:55	6:21 23:13	7:19 25:04	8:17 29:35	9:12 30:58	11:56 34:18	13:20 38:12	14:04 39:23





Race Analysis

Rk	Start No	Name	Time	Point 1 Point 11 Point 21	Point 2 Point 12 Point 22	Point 3 Point 13 Point 23	Point 4 Point 14	Point 5 Point 15	Point 6 Point 16	Point 7 Point 17	Point 8 Point 18	Point 9 Point 19	Point 10 Point 20
28	13	Otto KAARIO FIN	45:11 +11:26	2:22	3:03	5:44	6:48	7:47	8:44	9:47	12:33	14:02	14:55
				18:28	22:05	22:38	24:02	25:55	30:08	31:22	34:16	38:09	39:11
				40:23	42:51	44:02							
29	29	Ralph STREET GBR	45:25 +11:40	2:05	2:39	5:59	7:00	7:57	8:50	9:36	11:51	12:54	13:33
				19:23	23:22	23:53	25:57	27:21	31:51	32:50	36:14	39:33	40:42
				41:41	42:40	43:57							
30	14	Greg AHLWEDE USA	47:47 +14:02	2:20	3:00	5:46	6:48	8:04	9:12	10:19	13:38	14:59	15:42
				18:51	22:51	23:26	25:06	26:40	31:37	32:58	36:19	40:12	42:15
				43:37	44:44	46:15							





Race Analysis

Rk	Start No	Name	Time	Point 1 Point 11 Point 21	Point 2 Point 12 Point 22	Point 3 Point 13 Point 23	Point 4 Point 14	Point 5 Point 15	Point 6 Point 16	Point 7 Point 17	Point 8 Point 18	Point 9 Point 19	Point 10 Point 20
31	3	Robert GRAHAM CAN	49:33 +15:48	2:29	3:16	7:01	8:09	9:10	10:16	11:16	14:46	16:15	17:05
				20:45	25:36	26:16	28:02	29:41	34:47	36:01	39:38	43:38	44:58
				46:05	47:05	48:17							
32	7	Tsz Wai YU HKG	58:52 +25:07	2:45	3:26	6:54	8:14	9:21	10:40	11:43	15:48	17:31	18:28
				23:28	30:05	31:20	33:38	35:32	41:31	42:52	46:50	51:48	53:13
				54:31	55:48	57:23							
33	11	Joacy DANTAS de ARAUJO BRA	1:00:05 +26:20	2:06	2:54	6:09	9:54	11:10	12:23	13:32	17:11	19:38	20:33
				24:39	30:18	31:02	33:16	35:12	40:51	42:17	46:20	51:12	52:48
				54:40	56:13	58:33							





Race Analysis

Rk	Start No	Name	Time	Point 1 Point 11 Point 21	Point 2 Point 12 Point 22	Point 3 Point 13 Point 23	Point 4 Point 14	Point 5 Point 15	Point 6 Point 16	Point 7 Point 17	Point 8 Point 18	Point 9 Point 19	Point 10 Point 20
34	5	Chun Ho LI HKG	1:00:17 +26:32	2:36	3:23	7:42	9:04	10:36	12:06	13:20	17:05	18:49	19:42
				23:39	29:03	29:56	32:21	34:43	41:38	43:56	47:25	52:46	54:14
				55:40	56:56	58:54							
35	8	Leandro NASCIMENTO BRA	1:00:27 +26:42	2:24	3:40	10:41	12:07	13:32	14:57	16:21	20:11	21:37	22:22
				31:00	34:57	35:34	37:13	38:49	43:44	45:00	48:47	53:35	55:13
				56:26	57:58	59:08							
36	2	Mason ARTHUR AUS	1:07:52 +34:07	2:37	3:23	6:41	8:07	9:28	10:49	12:05	16:41	18:42	19:43
				24:28	31:11	32:12	35:20	37:34	44:40	46:15	50:57	58:14	1:00:23
				1:02:04	1:04:26	1:06:14							





Medallists

Medal	Name	Country
GOLD	Kasper HARLEM FOSSER	NOR - Norway
SILVER	Matthias KYBURZ	SUI - Switzerland
BRONZE	Martin REGBORN	SWE - Sweden





Orienteering

Women's Sprint






Start List

Start Order	Start Number	Start Time	Name	Country Code	Remarks
1	101	10:00:00	Carol WALKER	CAN	
2	102	10:01:00	Alison CROCKER	USA	
3	103	10:02:00	Salma ABO KHABER	EGY	
4	104	10:03:00	Sigrid RUUL	EST	
5	105	10:04:00	Milla KEY	AUS	
6	106	10:05:00	Kaste RUTKAUSKAITE	LTU	
7	107	10:06:00	Elaine LENZ	BRA	
8	108	10:07:00	Emma WADDINGTON	CAN	
9	109	10:08:00	Maisa FRANCO SZCZYPIOR	BRA	
10	110	10:09:00	Cho Yu LAM	HKG	
11	111	10:10:00	Alison CAMPBELL	USA	
12	112	10:11:00	Ka Ki LEUNG	HKG	
13	113	10:12:00	Aislinn PRENDERGAST	AUS	
14	114	10:13:00	Hannula-Katrin PANDIS	EST	
15	115	10:14:00	Birte FRIEDRICH	GER	
16	116	10:15:00	Cecilie ANDERSEN	GBR	
17	117	10:16:00	Ylvi KASTNER	AUT	
18	118	10:17:00	Kateryna DZEMA	UKR	
19	119	10:18:00	Zsofia SARKOZY	HUN	
20	120	10:19:00	Caroline GJOTTERUP	DEN	
21	121	10:20:00	Olena BABYCH	UKR	
22	122	10:21:00	Hanna WISNIEWSKA	POL	
23	123	10:22:00	Denisa KOSOVA	CZE	
24	124	10:23:00	Susen LOSCH	GER	
25	125	10:24:00	Ida AGERVIG KRISTIANSSON	DEN	
26	126	10:25:00	Sandra GROSBERGA	LAT	
27	127	10:26:00	Ingrid LUNDANES	NOR	
28	128	10:27:00	Laura RAMSTEIN	AUT	
29	129	10:28:00	Charlotte WARD	GBR	
30	130	10:29:00	Eef van DONGEN	NED	
31	131	10:30:00	Aleksandra HORNIK	POL	
32	132	10:31:00	Victoria BJORNSTAD	NOR	
33	133	10:32:00	Sofia OHLSSON	SWE	
34	134	10:33:00	Tereza JANOSIKOVA	CZE	
35	135	10:34:00	Elena ROOS	SUI	
36	136	10:35:00	Lina STRAND	SWE	
37	137	10:36:00	Simona AEBERSOLD	SUI	


Timing and Results provided by  TISSOT





Results

Rk	Start No	Name	Country Code	Time	Time Behind	Remarks
1	137	Simona AEBERSOLD	SUI	14:52.00	+0.00	
2	134	Tereza JANOSIKOVA	CZE	15:18.00	+26.00	
3	135	Elena ROOS	SUI	15:21.00	+29.00	
4	131	Aleksandra HORNIK	POL	15:36.00	+44.00	
5	133	Sofia OHLSSON	SWE	15:37.00	+45.00	
6	127	Ingrid LUNDANES	NOR	15:39.00	+47.00	
7	125	Ida AGERVIG KRISTIANSSON	DEN	15:41.00	+49.00	
8	121	Olena BABYCH	UKR	15:54.00	+1:02.00	
9	132	Victoria BJORNSTAD	NOR	16:02.00	+1:10.00	
10	120	Caroline GJOTTERUP	DEN	16:15.00	+1:23.00	
11	130	Eef van DONGEN	NED	16:23.00	+1:31.00	
12	128	Laura RAMSTEIN	AUT	16:25.00	+1:33.00	
13	126	Sandra GROSBERGA	LAT	16:31.00	+1:39.00	
14	116	Cecilie ANDERSEN	GBR	16:40.00	+1:48.00	
15	118	Kateryna DZEMA	UKR	16:48.00	+1:56.00	
16	122	Hanna WISNIEWSKA	POL	16:57.00	+2:05.00	
17	129	Charlotte WARD	GBR	17:02.00	+2:10.00	
18	115	Birte FRIEDRICH	GER	17:07.00	+2:15.00	
19	123	Denisa KOSOVA	CZE	17:18.00	+2:26.00	
20	124	Susen LOSCH	GER	17:24.00	+2:32.00	
21	108	Emma WADDINGTON	CAN	17:25.00	+2:33.00	
22	119	Zsofia SARCOZY	HUN	17:46.00	+2:54.00	
23	114	Hannula-Katrin PANDIS	EST	17:51.00	+2:59.00	
24	102	Alison CROCKER	USA	17:54.00	+3:02.00	
25	117	Ylvi KASTNER	AUT	18:29.00	+3:37.00	
26	110	Cho Yu LAM	HKG	19:20.00	+4:28.00	
27	106	Kaste RUTKAUSKAITE	LTU	19:23.00	+4:31.00	
28	104	Sigrid RUUL	EST	19:24.00	+4:32.00	
29	105	Milla KEY	AUS	20:13.00	+5:21.00	
30	112	Ka Ki LEUNG	HKG	20:24.00	+5:32.00	
31	111	Alison CAMPBELL	USA	20:44.00	+5:52.00	
32	113	Aislinn PRENDERGAST	AUS	20:45.00	+5:53.00	
33	109	Maisa FRANCO SZCZYPIOR	BRA	21:16.00	+6:24.00	
34	101	Carol WALKER	CAN	23:25.00	+8:33.00	
35	107	Elaine LENZ	BRA	23:42.00	+8:50.00	
36	103	Salma ABO KHABER	EGY	27:42.00	+12:50.00	
	136	Lina STRAND	SWE	DNS		

Timing and Results provided by  TISSOT






Results

Participants					
Entries / NOCs	Finished	LAP	DNF	DSQ	DNS
37/21	36	0	0	0	1

LEGEND
DNS Did Not Start

Timing and Results provided by  **TISSOT**





Race Analysis

After: Finish

Rk	Start No	Name	Time	Point 1 Point 11	Point 2 Point 12	Point 3 Point 13	Point 4 Point 14	Point 5 Point 15	Point 6 Point 16	Point 7 Point 17	Point 8 Point 18	Point 9 Point 19	Point 10 Point 20
1	137	Simona AEBERSOLD SUI	14:52	0:41	1:19	1:58	2:30	2:54	3:10	4:12	5:24	5:53	6:07
				6:58	8:12	8:37	8:54	11:17	11:35	12:00	13:37	14:05	14:21
2	134	Tereza JANOSIKOVA CZE	15:18 +26	0:40	1:22	2:02	2:35	3:04	3:20	4:22	5:32	6:03	6:18
				7:16	8:34	8:55	9:14	11:44	12:04	12:27	14:05	14:34	14:49
3	135	Elena ROOS SUI	15:21 +29	0:42	1:23	2:02	2:32	2:57	3:13	4:17	5:27	5:56	6:10
				7:13	8:25	8:51	9:25	11:50	12:08	12:31	14:08	14:36	14:52
4	131	Aleksandra HORNIK POL	15:36 +44	0:43	1:27	2:06	2:37	3:02	3:19	4:22	5:37	6:07	6:21
				7:22	8:37	9:05	9:22	11:51	12:09	12:31	14:19	14:49	15:05
5	133	Sofia OHLSSON SWE	15:37 +45	0:42	1:32	2:11	2:45	3:11	3:27	4:30	5:43	6:14	6:28
				7:34	8:47	9:14	9:32	12:06	12:26	12:48	14:21	14:51	15:08

Timing and Results provided by  TISSOT





Race Analysis

Rk	Start No	Name	Time	Point 1 Point 11	Point 2 Point 12	Point 3 Point 13	Point 4 Point 14	Point 5 Point 15	Point 6 Point 16	Point 7 Point 17	Point 8 Point 18	Point 9 Point 19	Point 10 Point 20
6	127	Ingrid LUNDANES NOR	15:39 +47	0:41 7:35	1:26 8:42	2:11 9:04	2:45 9:25	3:11 12:07	3:27 12:26	4:37 12:47	5:47 14:22	6:19 14:50	6:34 15:06
7	125	Ida AGERVIG KRISTIANSSON DEN	15:41 +49	0:46 7:32	1:29 8:52	2:09 9:14	2:46 9:32	3:13 11:58	3:31 12:17	4:39 12:42	5:49 14:24	6:19 14:54	6:35 15:11
8	121	Olena BABYCH UKR	15:54 +1:02	0:46 7:45	1:29 8:55	2:11 9:27	2:47 9:48	3:14 12:14	3:31 12:32	4:34 12:56	5:50 14:39	6:26 15:08	6:42 15:25
9	132	Victoria BJORNSTAD NOR	16:02 +1:10	0:46 7:50	1:32 9:04	2:13 9:29	2:52 9:55	3:21 12:24	3:38 12:43	4:44 13:06	6:02 14:44	6:33 15:15	6:51 15:31
10	120	Caroline GJOTTERUP DEN	16:15 +1:23	0:46 7:54	1:35 9:12	2:18 9:43	2:58 10:05	3:26 12:38	3:44 12:57	4:50 13:20	6:08 14:59	6:40 15:29	6:54 15:45
11	130	Eef van DONGEN NED	16:23 +1:31	0:45 8:16	1:30 9:33	2:13 10:01	2:50 10:20	3:18 12:46	3:37 13:03	4:43 13:27	6:19 15:06	6:54 15:36	7:11 15:52

Timing and Results provided by  TISSOT





Race Analysis

Rk	Start No	Name	Time	Point 1 Point 11	Point 2 Point 12	Point 3 Point 13	Point 4 Point 14	Point 5 Point 15	Point 6 Point 16	Point 7 Point 17	Point 8 Point 18	Point 9 Point 19	Point 10 Point 20
12	128	Laura RAMSTEIN AUT	16:25 +1:33	0:46 8:01	1:32 9:13	2:15 9:32	2:50 9:53	3:18 12:32	3:37 12:51	4:46 13:15	6:07 15:04	6:41 15:35	6:57 15:52
13	126	Sandra GROSBERGA LAT	16:31 +1:39	0:42 7:39	1:24 9:09	2:05 9:38	2:40 9:59	3:07 12:38	3:23 12:58	4:34 13:23	5:46 15:07	6:20 15:37	6:35 15:56
14	116	Cecilie ANDERSEN GBR	16:40 +1:48	0:44 7:43	1:30 9:03	2:11 9:33	2:45 9:55	3:11 12:34	3:30 12:55	4:37 13:27	5:50 15:17	6:24 15:49	6:41 16:06
15	118	Kateryna DZEMA UKR	16:48 +1:56	0:43 7:27	1:23 8:53	2:02 9:21	2:40 10:11	3:06 12:57	3:22 13:16	4:27 13:38	5:41 15:26	6:10 16:03	6:25 16:17
16	122	Hanna WISNIEWSKA POL	16:57 +2:05	0:48 8:07	1:33 9:33	2:17 9:55	2:52 10:15	3:22 13:07	3:41 13:28	4:53 13:53	6:13 15:35	6:47 16:07	7:03 16:24
17	129	Charlotte WARD GBR	17:02 +2:10	0:45 7:47	1:28 9:09	2:08 9:36	2:41 10:03	3:07 12:58	3:25 13:17	4:36 13:43	5:48 15:39	6:21 16:07	6:35 16:27

Timing and Results provided by 





Race Analysis

Rk	Start No	Name	Time	Point 1 Point 11	Point 2 Point 12	Point 3 Point 13	Point 4 Point 14	Point 5 Point 15	Point 6 Point 16	Point 7 Point 17	Point 8 Point 18	Point 9 Point 19	Point 10 Point 20
18	115	Birte FRIEDRICHS GER	17:07 +2:15	0:46 8:05	1:32 9:30	2:17 9:53	2:54 10:15	3:23 13:02	3:42 13:24	4:54 13:48	6:11 15:44	6:47 16:19	7:04 16:36
19	123	Denisa KOSOVA CZE	17:18 +2:26	0:46 8:01	1:33 9:24	2:16 9:53	2:57 10:15	3:26 13:06	3:44 13:35	4:51 14:01	6:07 15:50	6:44 16:24	7:02 16:44
20	124	Susen LOSCH GER	17:24 +2:32	0:46 8:21	1:30 9:38	2:14 10:02	2:48 10:21	3:16 13:19	3:34 13:39	4:52 14:05	6:11 15:53	6:46 16:27	7:02 16:46
21	108	Emma WADDINGTON CAN	17:25 +2:33	0:43 8:19	1:26 9:45	2:10 10:23	2:43 10:47	3:11 13:29	3:29 13:49	4:47 14:13	6:10 16:02	6:44 16:35	7:00 16:52
22	119	Zsafia SARKOZY HUN	17:46 +2:54	0:45 8:11	1:29 9:28	2:14 10:02	2:53 10:29	3:20 13:25	3:39 13:46	4:51 14:12	6:15 16:18	6:49 16:52	7:08 17:11
23	114	Hannula-Katrin PANDIS EST	17:51 +2:59	0:48 8:26	1:33 9:57	2:17 10:26	2:54 10:54	3:22 13:46	3:41 14:07	4:53 14:34	6:12 16:25	6:54 16:57	7:12 17:16


Timing and Results provided by 





Race Analysis

Rk	Start No	Name	Time	Point 1 Point 11	Point 2 Point 12	Point 3 Point 13	Point 4 Point 14	Point 5 Point 15	Point 6 Point 16	Point 7 Point 17	Point 8 Point 18	Point 9 Point 19	Point 10 Point 20
24	102	Alison CROCKER USA	17:54 +3:02	0:51 8:48	1:37 10:05	2:23 10:31	3:01 10:56	3:34 13:49	3:52 14:12	5:12 14:38	6:38 16:30	7:17 17:02	7:36 17:21
25	117	Yivi KASTNER AUT	18:29 +3:37	0:45 8:00	1:25 9:40	2:07 10:14	2:42 10:39	3:10 13:36	3:28 14:08	4:38 14:37	5:58 16:52	6:34 17:35	6:53 17:56
26	110	Cho Yu LAM HKG	19:20 +4:28	0:50 9:05	1:36 10:38	2:22 11:03	3:00 11:27	3:50 14:37	4:14 14:59	5:40 15:30	7:08 17:46	7:46 18:25	8:04 18:45
27	106	Kaste RUTKAUSKAITE LTU	19:23 +4:31	0:48 9:02	1:36 10:29	2:21 10:54	2:59 11:35	3:29 14:42	3:48 15:06	5:11 15:33	6:48 17:46	7:25 18:24	7:44 18:46
28	104	Sigrid RUUL EST	19:24 +4:32	0:46 9:23	1:34 11:06	2:18 11:50	2:57 12:14	3:28 15:09	3:46 15:29	5:41 15:56	7:05 17:55	7:45 18:31	8:14 18:50
29	105	Milla KEY AUS	20:13 +5:21	0:50 8:50	1:36 10:17	2:22 10:57	3:05 11:17	3:34 15:30	3:54 15:54	5:16 16:24	6:43 18:44	7:22 19:22	7:40 19:40

Timing and Results provided by  TISSOT





Race Analysis

Rk	Start No	Name	Time	Point 1 Point 11	Point 2 Point 12	Point 3 Point 13	Point 4 Point 14	Point 5 Point 15	Point 6 Point 16	Point 7 Point 17	Point 8 Point 18	Point 9 Point 19	Point 10 Point 20
30	112	Ka Ki LEUNG HKG	20:24 +5:32	0:54 9:20	1:45 10:56	2:38 11:32	3:22 12:01	3:51 15:35	4:12 16:13	5:41 16:45	7:11 18:46	7:55 19:24	8:13 19:45
31	111	Alison CAMPBELL USA	20:44 +5:52	0:59 10:02	2:06 11:38	3:00 12:18	3:43 12:43	4:18 15:51	4:41 16:14	6:07 16:44	7:39 19:04	8:23 19:47	8:41 20:09
32	113	Aislinn PRENDERGAST AUS	20:45 +5:53	0:54 10:12	1:44 11:41	2:35 12:06	3:16 12:33	3:47 15:58	4:08 16:27	5:27 16:56	8:06 19:09	8:43 19:46	9:02 20:08
33	109	Maisa FRANCO SZCZYPIOR BRA	21:16 +6:24	0:51 10:07	1:37 11:45	2:27 12:09	3:33 12:31	4:14 16:27	4:39 16:52	6:05 17:21	7:34 19:39	8:12 20:19	8:34 20:40
34	101	Carol WALKER CAN	23:25 +8:33	0:56 10:30	1:47 12:32	2:41 13:11	3:28 13:45	4:02 17:38	4:25 18:05	6:07 18:41	7:53 21:36	8:40 22:22	9:08 22:46
35	107	Elaine LENZ BRA	23:42 +8:50	1:15 12:10	2:22 13:49	3:15 14:15	3:52 14:36	4:31 18:34	5:08 18:57	7:26 19:28	9:19 21:56	10:10 22:37	10:37 23:07

Timing and Results provided by 





Medallists

Medal	Name	Country
GOLD	Simona AEBERSOLD	SUI - Switzerland
SILVER	Tereza JANOSIKOVA	CZE - Czech Republic
BRONZE	Elena ROOS	SUI - Switzerland



Orienteering

Women's Middle Distance





Start List


Start Order	Start Number	Start Time	Name	Country Code	Remarks
1	101	10:40:00	Hannula-Katrin PANDIS	EST	
2	102	10:42:00	Salma ABO KHABER	EGY	
3	103	10:44:00	Milla KEY	AUS	
4	104	10:46:00	Alison CROCKER	USA	
5	105	10:48:00	Sigrid RUUL	EST	
6	106	10:50:00	Ka Ki LEUNG	HKG	
7	107	10:52:00	Olena BABYCH	UKR	
8	108	10:54:00	Eef van DONGEN	NED	
9	109	10:56:00	Emma WADDINGTON	CAN	
10	110	10:58:00	Maisa FRANCO SZCZYPIOR	BRA	
11	111	11:00:00	Alison CAMPBELL	USA	
12	112	11:02:00	Elaine LENZ	BRA	
13	113	11:04:00	Cho Yu LAM	HKG	
14	114	11:06:00	Aislinn PRENDERGAST	AUS	
15	115	11:08:00	Kaste RUTKAUSKAITE	LTU	
16	116	11:10:00	Ylvi KASTNER	AUT	
17	117	11:12:00	Kateryna DZEMA	UKR	
18	118	11:14:00	Cecilie ANDERSEN	GBR	
19	119	11:16:00	Birte FRIEDRICH	GER	
20	120	11:18:00	Ida AGERVIG KRISTIANSSON	DEN	
21	121	11:20:00	Zsofia SARKOZY	HUN	
22	122	11:22:00	Caroline GJOTTERUP	DEN	
23	123	11:24:00	Ingrid LUNDANES	NOR	
24	124	11:26:00	Laura RAMSTEIN	AUT	
25	125	11:28:00	Victoria BJORNSTAD	NOR	
26	126	11:30:00	Hanna WISNIEWSKA	POL	
27	127	11:32:00	Sandra GROSBERGA	LAT	
28	128	11:34:00	Susen LOSCH	GER	
29	129	11:36:00	Tereza JANOSIKOVA	CZE	
30	130	11:38:00	Aleksandra HORNIK	POL	
31	131	11:40:00	Denisa KOSOVA	CZE	
32	132	11:42:00	Elena ROOS	SUI	
33	133	11:44:00	Sofia OHLSSON	SWE	
34	134	11:46:00	Simona AEBERSOLD	SUI	





Results

Rk	Start No	Name	Country Code	Time	Time Behind	Remarks
1	134	Simona AEBERSOLD	SUI	35:12.00	+0.00	
2	133	Sofia OHLSSON	SWE	35:57.00	+45.00	
3	123	Ingrid LUNDANES	NOR	39:14.00	+4:02.00	
4	125	Victoria BJORNSTAD	NOR	40:16.00	+5:04.00	
5	130	Aleksandra HORNIK	POL	40:51.00	+5:39.00	
6	126	Hanna WISNIEWSKA	POL	41:19.00	+6:07.00	
7	132	Elena ROOS	SUI	41:27.00	+6:15.00	
8	128	Susen LOSCH	GER	42:17.00	+7:05.00	
9	129	Tereza JANOSIKOVA	CZE	43:20.00	+8:08.00	
10	127	Sandra GROSBERGA	LAT	43:22.00	+8:10.00	
11	120	Ida AGERVIG KRISTIANSSON	DEN	44:24.00	+9:12.00	
12	118	Cecilie ANDERSEN	GBR	45:44.00	+10:32.00	
13	124	Laura RAMSTEIN	AUT	46:34.00	+11:22.00	
14	119	Birte FRIEDRICH	GER	47:19.00	+12:07.00	
15	105	Sigrid RUUL	EST	47:22.00	+12:10.00	
16	117	Kateryna DZEMA	UKR	47:37.00	+12:25.00	
17	121	Zsofia SARKOZY	HUN	48:04.00	+12:52.00	
18	101	Hannula-Katrin PANDIS	EST	48:24.00	+13:12.00	
19	109	Emma WADDINGTON	CAN	49:17.00	+14:05.00	
20	114	Aislinn PRENDERGAST	AUS	49:59.00	+14:47.00	
21	108	Eef van DONGEN	NED	50:55.00	+15:43.00	
22	107	Olena BABYCH	UKR	51:11.00	+15:59.00	
23	104	Alison CROCKER	USA	52:00.00	+16:48.00	
24	115	Kaste RUTKAUSKAITE	LTU	54:09.00	+18:57.00	
25	110	Maisa FRANCO SZCZYPIOR	BRA	58:35.00	+23:23.00	
26	112	Elaine LENZ	BRA	1:00:23.00	+25:11.00	
27	111	Alison CAMPBELL	USA	1:02:32.00	+27:20.00	
28	113	Cho Yu LAM	HKG	1:03:26.00	+28:14.00	
29	106	Ka Ki LEUNG	HKG	1:08:16.00	+33:04.00	
	103	Milla KEY	AUS	DNF		
	102	Salma ABO KHABER	EGY	DNF		
	131	Denisa KOSOVA	CZE	DSQ		
	116	Ylvi KASTNER	AUT	DNS		
	122	Caroline GJOTTERUP	DEN	DNS		

Timing and Results provided by  TISSOT






Results

Participants					
Entries / NOCs	Finished	LAP	DNF	DSQ	DNS
34/21	29	0	2	1	2

LEGEND			
DNF Did Not Finish	DNS Did Not Start	DSQ Disqualified	

Timing and Results provided by  TISSOT





Race Analysis

After: Finish

Rk	Start No	Name	Time	Point 1 Point 11	Point 2 Point 12	Point 3 Point 13	Point 4 Point 14	Point 5 Point 15	Point 6 Point 16	Point 7 Point 17	Point 8 Point 18	Point 9 Point 19	Point 10
1	134	Simona AEBERSOLD SUI	35:12	2:17 18:08	2:57 19:45	5:39 21:18	6:46 24:25	7:41 25:35	8:19 28:33	9:45 31:49	10:56 32:44	11:37 33:55	14:31
2	133	Sofia OHLSSON SWE	35:57 +45	2:17 18:06	2:57 19:37	5:38 21:15	6:36 25:07	7:30 26:19	8:09 29:22	9:45 32:40	10:57 33:34	11:37 34:46	14:11
3	123	Ingrid LUNDANES NOR	39:14 +4:02	2:11 19:34	2:53 21:38	5:41 23:20	6:38 27:40	7:38 28:47	8:20 31:53	10:05 35:39	11:20 36:45	12:04 38:02	15:08
4	125	Victoria BJORNSTAD NOR	40:16 +5:04	2:08 20:01	2:54 21:58	5:39 23:50	6:42 28:07	7:42 29:20	8:25 32:49	10:12 36:33	11:44 37:38	12:28 39:00	15:41
5	130	Aleksandra HORNIK POL	40:51 +5:39	2:23 19:43	2:57 21:23	5:34 23:17	6:42 27:56	7:56 29:14	8:37 32:30	10:15 36:39	11:54 37:39	12:42 39:32	15:42


Timing and Results provided by 





Race Analysis

Rk	Start No	Name	Time	Point 1 Point 11	Point 2 Point 12	Point 3 Point 13	Point 4 Point 14	Point 5 Point 15	Point 6 Point 16	Point 7 Point 17	Point 8 Point 18	Point 9 Point 19	Point 10
6	126	Hanna WISNIEWSKA POL	41:19 +6:07	2:18 20:58	3:05 22:56	6:01 24:57	7:09 29:13	8:20 30:31	9:06 33:40	11:01 37:22	12:23 38:23	13:11 39:53	16:32
7	132	Elena ROOS SUI	41:27 +6:15	2:31 20:12	3:10 21:51	6:00 23:50	7:00 28:27	8:03 29:37	8:47 33:08	10:40 37:26	12:17 38:38	13:03 40:07	16:12
8	128	Susen LOSCH GER	42:17 +7:05	2:18 21:08	2:59 23:01	6:00 25:15	7:14 29:23	8:21 30:40	9:07 34:18	11:04 38:11	12:30 39:25	13:24 40:53	16:39
9	129	Tereza JANOSIKOVA CZE	43:20 +8:08	2:16 23:40	2:58 25:27	5:54 27:18	6:54 31:12	7:54 32:22	8:37 35:40	10:29 39:28	12:11 40:35	12:56 42:01	19:25
10	127	Sandra GROSBERGA LAT	43:22 +8:10	2:10 21:57	2:54 23:44	7:12 25:40	8:11 30:36	9:10 31:54	9:53 35:25	11:35 39:20	12:57 40:33	13:45 41:54	16:52
11	120	Ida AGERVIG KRISTIANSSON DEN	44:24 +9:12	2:29 21:11	3:12 23:35	6:23 25:33	7:26 30:49	8:27 32:33	9:08 36:05	10:48 40:10	12:06 41:31	12:53 43:02	15:53

Timing and Results provided by  TISSOT





Race Analysis

Rk	Start No	Name	Time	Point 1 Point 11	Point 2 Point 12	Point 3 Point 13	Point 4 Point 14	Point 5 Point 15	Point 6 Point 16	Point 7 Point 17	Point 8 Point 18	Point 9 Point 19	Point 10
12	118	Cecilie ANDERSEN GBR	45:44 +10:32	2:24 22:41	3:19 24:33	6:42 26:50	7:48 32:26	8:53 33:51	9:37 37:28	11:43 41:33	13:12 42:50	14:02 44:19	17:30
13	124	Laura RAMSTEIN AUT	46:34 +11:22	2:52 22:26	3:37 24:22	6:52 26:33	8:02 31:32	9:12 32:57	9:58 36:36	11:50 41:56	13:33 43:20	14:23 45:00	17:31
14	119	Birte FRIEDRICHS GER	47:19 +12:07	2:33 23:39	3:21 26:00	6:38 28:12	7:52 33:06	9:07 34:29	10:01 38:29	12:10 43:11	13:53 44:23	14:50 45:59	18:08
15	105	Sigrid RUUL EST	47:22 +12:10	2:43 22:55	3:28 25:05	6:52 27:12	8:13 33:14	9:23 34:48	10:16 38:34	12:27 43:16	13:53 44:29	14:44 45:56	18:15
16	117	Kateryna DZEMA UKR	47:37 +12:25	2:09 25:56	2:49 27:50	7:50 29:51	8:56 34:29	9:55 35:52	10:39 39:23	12:14 43:26	13:35 44:54	14:21 46:22	21:05
17	121	Zsofia SARKOZY HUN	48:04 +12:52	2:37 23:30	3:20 25:42	6:26 27:53	7:42 32:58	8:54 34:23	9:44 38:34	11:51 43:24	13:36 44:47	14:34 46:22	18:08

Timing and Results provided by  TISSOT






Race Analysis

Rk	Start No	Name	Time	Point 1 Point 11	Point 2 Point 12	Point 3 Point 13	Point 4 Point 14	Point 5 Point 15	Point 6 Point 16	Point 7 Point 17	Point 8 Point 18	Point 9 Point 19	Point 10
18	101	Hannula-Katrin PANDIS EST	48:24 +13:12	2:26 26:28	3:13 28:45	7:12 30:43	8:26 34:43	9:47 36:28	10:36 39:51	12:40 44:02	14:22 45:22	15:14 46:52	21:19
19	109	Emma WADDINGTON CAN	49:17 +14:05	2:21 24:57	3:21 27:21	7:20 29:28	8:33 34:47	9:35 36:07	10:18 40:03	13:11 45:13	14:39 46:28	15:28 47:52	19:14
20	114	Aislinn PRENDERGAST AUS	49:59 +14:47	3:02 24:42	3:58 26:47	7:41 28:57	9:02 34:36	10:14 36:09	11:02 40:10	13:03 44:57	14:59 46:22	15:50 48:20	19:41
21	108	Eef van DONGEN NED	50:55 +15:43	2:28 29:16	3:20 31:26	7:16 33:34	8:29 37:56	9:38 39:14	10:27 42:19	12:12 45:47	13:33 47:00	14:22 49:34	24:28
22	107	Olena BABYCH UKR	51:11 +15:59	2:57 27:25	3:47 30:08	9:13 32:31	11:07 37:25	12:19 39:01	13:03 42:47	14:52 47:09	16:37 48:28	17:34 49:58	21:48
23	104	Alison CROCKER USA	52:00 +16:48	2:30 28:13	3:11 30:22	8:00 32:39	9:10 37:21	10:12 38:56	10:57 42:55	13:00 47:29	14:34 48:51	15:26 50:32	23:10


Timing and Results provided by 





Race Analysis

Rk	Start No	Name	Time	Point 1 Point 11	Point 2 Point 12	Point 3 Point 13	Point 4 Point 14	Point 5 Point 15	Point 6 Point 16	Point 7 Point 17	Point 8 Point 18	Point 9 Point 19	Point 10
24	115	Kaste RUTKAUSKAITE LTU	54:09 +18:57	2:32 25:11	3:19 27:23	6:51 29:32	8:05 35:34	9:12 37:02	9:58 41:08	12:01 49:22	13:51 50:45	14:42 52:34	18:20
25	110	Maisa FRANCO SZCZYPIOR BRA	58:35 +23:23	2:33 29:49	3:27 34:17	7:19 36:42	10:17 42:26	12:07 44:08	13:01 48:21	15:46 53:48	17:42 55:19	18:41 57:03	23:06
26	112	Elaine LENZ BRA	1:00:23 +25:11	3:53 31:13	4:57 33:35	10:17 36:00	12:16 42:01	13:58 43:53	14:56 48:48	17:18 55:27	19:22 57:01	20:21 58:52	24:45
27	111	Alison CAMPBELL USA	1:02:32 +27:20	3:11 33:08	4:12 35:40	11:51 38:07	14:48 43:55	16:06 45:48	17:04 50:44	19:23 57:25	21:25 59:00	22:28 1:00:54	26:41
28	113	Cho Yu LAM HKG	1:03:26 +28:14	3:10 35:55	4:09 38:27	8:33 41:02	10:21 46:17	11:51 47:58	12:44 52:08	14:59 57:45	17:04 59:25	18:01 1:01:49	22:03
29	106	Ka Ki LEUNG HKG	1:08:16 +33:04	3:34 35:30	4:41 39:15	11:18 42:18	13:02 48:09	14:26 50:02	15:30 54:15	19:30 1:02:26	21:46 1:04:29	22:51 1:06:33	27:57

Timing and Results provided by  TISSOT





Medallists

Medal	Name	Country
GOLD	Simona AEBERSOLD	SUI - Switzerland
SILVER	Sofia OHLSSON	SWE - Sweden
BRONZE	Ingrid LUNDANES	NOR - Norway



Orienteering

Mixed Team Relay





Start List

Start Time	Start Number	Team / Name	Remarks
9:00:00	1	DEN - Denmark	
	1 - 1	Ida AGERVIG KRISTIANSSON	
	1 - 2	Emil OBRO	
	1 - 3	Jakob EDSSEN	
	1 - 4	Caroline GJOTTERUP	
9:00:00	2	SUI - Switzerland	
	2 - 1	Simona AEBERSOLD	
	2 - 2	Joey HADORN	
	2 - 3	Matthias KYBURZ	
	2 - 4	Elena ROOS	
9:00:00	3	SWE - Sweden	
	3 - 1	Lina STRAND	
	3 - 2	Max Peter BEJMER	
	3 - 3	Martin REGBORN	
	3 - 4	Sofia OHLSSON	
9:00:00	4	GBR - Great Britain	
	4 - 1	Cecilie ANDERSEN	
	4 - 2	Ralph STREET	
	4 - 3	Jonny CRICKMORE	
	4 - 4	Charlotte WARD	
9:00:00	5	CZE - Czech Republic	
	5 - 1	Denisa KOSOVA	
	5 - 2	Vojtech KRAL	
	5 - 3	Tomas KRIVDA	
	5 - 4	Tereza JANOSIKOVA	
9:00:00	6	POL - Poland	
	6 - 1	Hanna WISNIEWSKA	
	6 - 2	Michal OLEJNIK	
	6 - 3	Bartosz PAWLAK	
	6 - 4	Aleksandra HORNIK	





Start List

Start Time	Start Number	Team / Name	Remarks
9:00:00	7	UKR - Ukraine	
	7 - 1	Olena BABYCH	
	7 - 2	Ruslan GLIBOV	
	7 - 3	Oleksandr KRATOV	
	7 - 4	Kateryna DZEMA	
9:00:00	8	AUT - Austria	
	8 - 1	Ylvi KASTNER	
	8 - 2	Jannis BONEK	
	8 - 3	Gernot YMSEN	
	8 - 4	Laura RAMSTEIN	
9:00:00	9	EST - Estonia	
	9 - 1	Hannula-Katrin PANDIS	
	9 - 2	Sergei RJABOSKIN	
	9 - 3	Timo SILD	
	9 - 4	Sigrid RUUL	
9:00:00	10	AUS - Australia	
	10 - 1	Milla KEY	
	10 - 2	Aston KEY	
	10 - 3	Mason ARTHUR	
	10 - 4	Aislinn PRENDERGAST	
9:00:00	11	BRA - Brazil	
	11 - 1	Maisa FRANCO SZCZYPIOR	
	11 - 2	Leandro NASCIMENTO	
	11 - 3	Joacy DANTAS de ARAUJO	
	11 - 4	Elaine LENZ	
9:00:00	12	CAN - Canada	
	12 - 1	Emma WADDINGTON	
	12 - 2	Damian KONOTOPETZ	
	12 - 3	Robert GRAHAM	
	12 - 4	Carol WALKER	





Start List

Start Time	Start Number	Team / Name	Remarks
9:00:00	13	GER - Germany	
	13 - 1	Susen LOSCH	
	13 - 2	Bojan BLUMENSTEIN	
	13 - 3	Colin KOLBE	
	13 - 4	Birte FRIEDRICHS	
9:00:00	14	HKG - Hong Kong, China	
	14 - 1	Ka Ki LEUNG	
	14 - 2	Tsz Wai YU	
	14 - 3	Chun Ho LI	
	14 - 4	Cho Yu LAM	
9:00:00	15	NOR - Norway	
	15 - 1	Victoria BJORNSTAD	
	15 - 2	Havard EIDSMO	
	15 - 3	Kasper HARLEM FOSSER	
	15 - 4	Ingrid LUNDANES	
9:00:00	16	USA - United States of America	
	16 - 1	Alison CROCKER	
	16 - 2	Joseph BARRETT	
	16 - 3	Greg AHLWEDE	
	16 - 4	Alison CAMPBELL	



Results

Rk	Start No	Team / Name	Time	Sector Time	Time Behind	Remarks
1	2	SUI - Switzerland	46:02.00		+0.00	
	2 - 1	Simona AEBERSOLD	11:58.00	11:58.00		
	2 - 2	Joey HADORN	23:16.00	11:18.00		
	2 - 3	Matthias KYBURZ	34:24.00	11:08.00		
	2 - 4	Elena ROOS	46:02.00	11:38.00		
2	15	NOR - Norway	46:41.00		+39.00	
	15 - 1	Victoria BJORNSTAD	12:05.00	12:05.00		
	15 - 2	Havard EIDSMO	23:17.00	11:12.00		
	15 - 3	Kasper HARLEM FOSSER	34:28.00	11:11.00		
	15 - 4	Ingrid LUNDANES	46:41.00	12:13.00		
3	4	GBR - Great Britain	47:16.00		+1:14.00	
	4 - 1	Cecilie ANDERSEN	12:20.00	12:20.00		
	4 - 2	Ralph STREET	23:41.00	11:21.00		
	4 - 3	Jonny CRICKMORE	35:17.00	11:36.00		
	4 - 4	Charlotte WARD	47:16.00	11:59.00		
4	5	CZE - Czech Republic	48:08.00		+2:06.00	
	5 - 1	Denisa KOSOVA	12:48.00	12:48.00		
	5 - 2	Vojtech KRAL	24:30.00	11:42.00		
	5 - 3	Tomas KRIVDA	36:01.00	11:31.00		
	5 - 4	Tereza JANOSIKOVA	48:08.00	12:07.00		
5	6	POL - Poland	48:19.00		+2:17.00	
	6 - 1	Hanna WISNIEWSKA	12:20.00	12:20.00		
	6 - 2	Michal OLEJNIK	24:10.00	11:50.00		
	6 - 3	Bartosz PAWLAK	36:19.00	12:09.00		
	6 - 4	Aleksandra HORNIK	48:19.00	12:00.00		
6	3	SWE - Sweden	48:48.00		+2:46.00	
	3 - 1	Lina STRAND	11:53.00	11:53.00		
	3 - 2	Max Peter BEJMER	23:18.00	11:25.00		
	3 - 3	Martin REGBORN	34:28.00	11:10.00		
	3 - 4	Sofia OHLSSON	48:48.00	14:20.00		

 Timing and Results provided by 

ORIXRELAY4-----FNL-00001--_C73B 1

Report Created SUN 17 JUL 2022 10:33


Page 1 / 3





Results

Rk	Start No	Team / Name	Time	Sector Time	Time Behind	Remarks
7	8	AUT - Austria	50:28.00		+4:26.00	
	8 - 1	Ylvi KASTNER	12:59.00	12:59.00		
	8 - 2	Jannis BONEK	24:51.00	11:52.00		
	8 - 3	Gernot YMSEN	37:09.00	12:18.00		
	8 - 4	Laura RAMSTEIN	50:28.00	13:19.00		
8	13	GER - Germany	50:34.00		+4:32.00	
	13 - 1	Susen LOSCH	12:56.00	12:56.00		
	13 - 2	Bojan BLUMENSTEIN	24:54.00	11:58.00		
	13 - 3	Colin KOLBE	37:17.00	12:23.00		
	13 - 4	Birte FRIEDRICH	50:34.00	13:17.00		
9	10	AUS - Australia	54:13.00		+8:11.00	
	10 - 1	Milla KEY	14:03.00	14:03.00		
	10 - 2	Aston KEY	25:21.00	11:18.00		
	10 - 3	Mason ARTHUR	39:25.00	14:04.00		
	10 - 4	Aislinn PRENDERGAST	54:13.00	14:48.00		
10	16	USA - United States of America	56:43.00		+10:41.00	
	16 - 1	Alison CROCKER	13:02.00	13:02.00		
	16 - 2	Joseph BARRETT	26:17.00	13:15.00		
	16 - 3	Greg AHLWEDE	39:41.00	13:24.00		
	16 - 4	Alison CAMPBELL	56:43.00	17:02.00		
11	12	CAN - Canada	57:01.00		+10:59.00	
	12 - 1	Emma WADDINGTON	12:46.00	12:46.00		
	12 - 2	Damian KONOTOPETZ	25:44.00	12:58.00		
	12 - 3	Robert GRAHAM	39:30.00	13:46.00		
	12 - 4	Carol WALKER	57:01.00	17:31.00		
12	14	HKG - Hong Kong, China	59:17.00		+13:15.00	
	14 - 1	Ka Ki LEUNG	15:08.00	15:08.00		
	14 - 2	Tsz Wai YU	29:23.00	14:15.00		
	14 - 3	Chun Ho LI	44:05.00	14:42.00		
	14 - 4	Cho Yu LAM	59:17.00	15:12.00		

Timing and Results provided by  TISSOT

ORIXRELAY4-----FNL-00001--_C73B 1

Report Created SUN 17 JUL 2022 10:33

Page 2 / 3






Results

Rk	Start No	Team / Name	Time	Sector Time	Time Behind	Remarks
13	11	BRA - Brazil	1:01:32.00		+15:30.00	
	11 - 1	Maisa FRANCO SZCZYPIOR	14:33.00	14:33.00		
	11 - 2	Leandro NASCIMENTO	28:32.00	13:59.00		
	11 - 3	Joacy DANTAS de ARAUJO	43:10.00	14:38.00		
	11 - 4	Elaine LENZ	1:01:32.00	18:22.00		
14	9	EST - Estonia	1:16:06.00		+30:04.00	
	9 - 1	Hannula-Katrin PANDIS	13:32.00	13:32.00		
	9 - 2	Sergei RJABOSKIN	26:00.00	12:28.00		
	9 - 3	Timo SILD	46:00.00	20:00.00		
	9 - 4	Sigrid RUUL	1:16:06.00	30:06.00		
15	1	DEN - Denmark	DNF			
	1 - 1	Ida AGERVIG KRISTIANSSON	11:53.00	11:53.00		DNF
	1 - 2	Emil OBRO	23:45.00	11:52.00		DNF
	1 - 3	Jakob EDSSEN	35:44.00	11:59.00		DNF
	1 - 4	Caroline GJOTTERUP				DNF
	7	UKR - Ukraine	DSQ			
	7 - 1	Olena BABYCH				DSQ
	7 - 2	Ruslan GLIBOV				DSQ
	7 - 3	Oleksandr KRATOV				DSQ
	7 - 4	Kateryna DZEMA				DSQ

LEGEND
DNF Did Not Finish DSQ Disqualified

Timing and Results provided by  TISSOT






Race Analysis - Team Event

After: Finish

Rk	Start No	Name		Athlete1	Athlete2	Athlete3	Athlete4
1	2	Switzerland	46:02	11:58	23:16	34:24	46:02
2	15	Norway	46:41	11:58	11:18	11:08	11:38
			+39	12:05	11:12	11:11	12:13
3	4	Great Britain	47:16	12:20	23:41	35:17	47:16
			+1:14	12:20	11:21	11:36	11:59
4	5	Czech Republic	48:08	12:48	24:30	36:01	48:08
			+2:06	12:48	11:42	11:31	12:07
5	6	Poland	48:19	12:20	24:10	36:19	48:19
			+2:17	12:20	11:50	12:09	12:00
6	3	Sweden	48:48	11:53	23:18	34:28	48:48
			+2:46	11:53	11:25	11:10	14:20
7	8	Austria	50:28	12:59	24:51	37:09	50:28
			+4:26	12:59	11:52	12:18	13:19
8	13	Germany	50:34	12:56	24:54	37:17	50:34
			+4:32	12:56	11:58	12:23	13:17
9	10	Australia	54:13	14:03	25:21	39:25	54:13
			+8:11	14:03	11:18	14:04	14:48
10	16	United States of America	56:43	13:02	26:17	39:41	56:43
			+10:41	13:02	13:15	13:24	17:02
11	12	Canada	57:01	12:46	25:44	39:30	57:01
			+10:59	12:46	12:58	13:46	17:31

Timing and Results provided by 





Race Analysis - Team Event


Rk	Start No	Name		Athlete1	Athlete2	Athlete3	Athlete4
12	14	Hong Kong, China	59:17	15:08	29:23	44:05	59:17
			+13:15	15:08	14:15	14:42	15:12
13	11	Brazil	1:01:32	14:33	28:32	43:10	1:01:32
			+15:30	14:33	13:59	14:38	18:22
14	9	Estonia	1:16:06	13:32	26:00	46:00	1:16:06
			+30:04	13:32	12:28	20:00	30:06
	1	Denmark	DNF	11:53	23:45	35:44	
				11:53	11:52	11:59	
	7	Ukraine	DSQ				

LEGEND

DNF Did Not Finish

DSQ Disqualified

PTP Point-To-Point

Timing and Results provided by 

ORIXRELAY4-----FNL-00001--_C77B 1

Report Created SUN 17 JUL 2022 10:42

Page 2 / 2





Medallists

Medal	Country	Name
GOLD	SUI - Switzerland	Simona AEBERSOLD Joey HADORN Matthias KYBURZ Elena ROOS
SILVER	NOR - Norway	Victoria BJORNSTAD Havard EIDSMO Kasper HARLEM FOSSER Ingrid LUNDANES
BRONZE	GBR - Great Britain	Cecilie ANDERSEN Ralph STREET Jonny CRICKMORE Charlotte WARD