



RESULTS BOOK



	The World Games 2022	1
1	Table of Contents	2
2	Acrobatic Gymnastics	4
3	Aerobic Gymnastics	65
4	Air Sports	111
5	Archery	145
6	Beach Handball	429
7	Billiard Sports	637
8	Boules Sports	748
9	Bowling	803
10	Canoe Marathon	958
11	Canoe Polo	1002
12	DanceSports	1132
13	DanceSports Breaking	1233
14	Drone Racing	1256
15	Duathlon	1276
16	Finswimming	1319
17	Fistball	1413
18	Flag Football	1501
19	Floorball	1765
20	Flying Disc	1837
21	Ju-Jitsu	1901
22	Karate	2191
23	Kickboxing	2444
24	Korfball	2537
25	Lacrosse	2600
26	Life Saving	2705
27	Muaythai	2798
28	Orienteering	2874
29	Parkour	2956
30	Powerlifting	2989
31	Racquetball	3039
32	Rhythmic Gymnastics	3088
33	Roller Inline Hockey	3133
34	Roller Skating - Artistic	3207
35	Softball	3238
36	Speed Skating Road	3335

RESULTS BOOK
TABLE OF CONTENTS

37	Speed Skating Track	3410
38	Sport Climbing	3498
39	Squash	3551
40	Sumo	3659
41	Trampoline Gymnastics	3751
42	Tug of War	3808
43	Waterski & Wakeboard	3906
44	Wheelchair Rugby	3997
45	Wushu	4048

RESULTS BOOK



Acrobatic Gymnastics





2	Acrobatic Gymnastics	3
2.1	Table of Contents	4
2.2	Competition Schedule	7
2.3	Number of Entries by Country	8
2.4	Entry List by Country	9
2.5	Medallists by Event	12
2.6	Medal Standings	14
2.7	Men's Pairs	15
2.7.1	Medallists	16
2.7.2	Final	17
2.7.2.1	Start List	17
2.7.2.2	Judges Assignments	18
2.7.2.3	Results	19
2.7.3	Qualification	20
2.7.3.1	Results	20
2.7.3.2	Dynamic Exercise	21
2.7.3.2.1	Start List	21
2.7.3.2.2	Judges Assignments	22
2.7.3.3	Balance Exercise	23
2.7.3.3.1	Start List	23
2.7.3.3.2	Judges Assignments	24
2.8	Men's Groups	25
2.8.1	Medallists	26
2.8.2	Final	27
2.8.2.1	Start List	27
2.8.2.2	Judges Assignments	28
2.8.2.3	Results	29
2.8.3	Qualification	30
2.8.3.1	Results	30
2.8.3.2	Balance Exercise	31
2.8.3.2.1	Start List	31
2.8.3.2.2	Judges Assignments	32
2.8.3.3	Dynamic Exercise	33
2.8.3.3.1	Start List	33
2.8.3.3.2	Judges Assignments	34
2.9	Women's Pairs	35
2.9.1	Medallists	36

2.9.2	Final	37
2.9.2.1	Start List	37
2.9.2.2	Judges Assignments	38
2.9.2.3	Results	39
2.9.3	Qualification	40
2.9.3.1	Results	40
2.9.3.2	Balance Exercise	41
2.9.3.2.1	Start List	41
2.9.3.2.2	Judges Assignments	42
2.9.3.3	Dynamic Exercise	43
2.9.3.3.1	Start List	43
2.9.3.3.2	Judges Assignments	44
2.10	Women's Groups	45
2.10.1	Medallists	46
2.10.2	Final	47
2.10.2.1	Start List	47
2.10.2.2	Judges Assignments	48
2.10.2.3	Results	49
2.10.3	Qualification	50
2.10.3.1	Results	50
2.10.3.2	Balance Exercise	51
2.10.3.2.1	Start List	51
2.10.3.2.2	Judges Assignments	52
2.10.3.3	Dynamic Exercise	53
2.10.3.3.1	Start List	53
2.10.3.3.2	Judges Assignments	54
2.11	Mixed Pairs	55
2.11.1	Medallists	56
2.11.2	Final	57
2.11.2.1	Start List	57
2.11.2.2	Judges Assignments	58
2.11.2.3	Results	59
2.11.3	Qualification	60
2.11.3.1	Results	60
2.11.3.2	Dynamic Exercise	61
2.11.3.2.1	Start List	61
2.11.3.2.2	Judges Assignments	62
2.11.3.3	Balance Exercise	63
2.11.3.3.1	Start List	63
2.11.3.3.2	Judges Assignments	64




Competition Schedule

As of 14 JUL 2022

Date	Start Time	Event	Details
FRI 15 JUL	15:00	Women's Pair	Balance Qualification
	15:33	Mixed Pair	Dynamic Qualification
	16:50	Women's Pair	Dynamic Qualification
	17:20	Mixed Pair	Balance Qualification
	19:00	Women's Pair	Combined Final
	19:30	Mixed Pair	Combined Final
SAT 16 JUL	15:45	Men's Pair	Dynamic Qualification
	16:10	Women's Group	Balance Qualification
	17:25	Men's Pair	Balance Qualification
	17:50	Women's Group	Dynamic Qualification
	20:10	Women's Group	Combined Final
	20:45	Men's Pair	Combined Final
SUN 17 JUL	09:45	Men's Group	Balance Qualification
	11:10	Men's Group	Dynamic Qualification
	12:25	Men's Group	Combined Final





Number of Entries by Country

As of 14 JUL 2022

Country	Number of Gymnasts		
	Men	Women	Total
AUS - Australia		2	2
BEL - Belgium	5	4	9
ESP - Spain	1	1	2
GBR - Great Britain	6		6
GER - Germany	5	1	6
ISR - Israel	5	4	9
KAZ - Kazakhstan	2	2	4
NED - Netherlands		3	3
POL - Poland		2	2
POR - Portugal	3	6	9
UKR - Ukraine	7	6	13
USA - United States	2	5	7
Total: 12	36	36	72


Entry List by Country

As of 14 JUL 2022

Country	Name	Gender	FIG License Number	Event Code	Date of Birth
AUS - Australia					
	McWHIRTER Alexandra	F	50599	WP	24 APR 2002
	TRAN-DINH Anna	F	50600	WP	25 SEP 2007
BEL - Belgium					
	BERGMANS Kim	F	33326	WG	26 APR 1993
	de MEYST Lise	F	19677	WG	3 AUG 2000
	de WEVER Simon	M	30520	MG	18 JUN 2001
	HEIJENS Helena	F	48776	MxP	29 MAY 2006
	HOLLEBOSCH Bo	F	38133	WG	25 NOV 2004
	RAUS Jonas	M	51344	MG	27 FEB 2001
	ROETTGER Bram	M	37732	MxP	3 NOV 1998
	VERMEIRE Viktor	M	44439	MG	11 FEB 2004
	VLAEMINCK Wannas	M	50996	MG	25 OCT 2006
ESP - Spain					
	MARTINEZ Javier	M	19945	MxP	31 MAR 1995
	MURCIA Noa	F	41355	MxP	11 OCT 2006
GBR - Great Britain					
	CURTIS-LAWRENCE Harley	M	49717	MP	21 JUN 2007
	GOLD Bradley	M	42084	MG	30 SEP 2003
	GOONESEKERA Archie	M	42331	MG	18 NOV 2006
	GRAY Finlay	M	30723	MG	20 SEP 2002
	HOLE Harry	M	35466	MP	27 JUN 2003
	MORRIS-HUNT Andrew	M	42332	MG	18 JAN 2003
GER - Germany					
	BLINTSOV Daniel	M	33725	MxP	13 AUG 2000
	KOEDEL Ben	M	48878	MG	13 DEC 2006
	KOEDEL Danny	M	48879	MG	3 MAR 2003
	KUEHNE Vincent	M	19476	MG	8 NOV 1996
	MAEDLER Tom	M	24335	MG	15 JUN 2001
	SCHUETZE Pia	F	35192	MxP	13 JUN 2005


 Timing and Results provided by 

GAC....._C32A 1

Report Created THU 14 JUL 2022 16:34

Page 1 / 3






Entry List by Country

As of 14 JUL 2022

Country	Name	Gender	FIG License Number	Event Code	Date of Birth
ISR - Israel					
	ALEINIK Nikol	F	41419	WG	10 JUL 2002
	BANUZ Hen	M	42818	MG	12 MAY 2006
	BORODIN Lior	M	48515	MG	30 AUG 2001
	DAUS Amir	M	52047	MG	13 JUN 1998
	HORWITZ Adi	F	44483	MxP	18 FEB 2007
	HURVITZ Meshi	F	33693	WG	15 DEC 2003
	OFFIR Tomer	M	40830	MG	20 NOV 2000
	WEISSMAN Meron	M	42816	MxP	22 JAN 2001
	ZEITOUNEI Inbal	F	33694	WG	10 OCT 2000
KAZ - Kazakhstan					
	DIL Daniyel	M	28777	MP	26 NOV 1996
	RUDAKOVA Alexandra	F	41498	WP	29 JUN 2003
	SHULYAR Vadim	M	28786	MP	8 SEP 2000
	TALGAT Damira	F	41499	WP	5 SEP 2006
NED - Netherlands					
	de GRAAF Esmee	F	51338	WG	17 NOV 2003
	HUITEMA Sarai	F	53092	WG	5 JAN 2004
	KOSTER Anna	F	43361	WG	26 JUL 2007
POL - Poland					
	BRYSKIEWICZ Kamila	F	41174	WP	28 FEB 2001
	KAMINSKA Zofia	F	47704	WP	5 MAR 2007
POR - Portugal					
	BECO Fabio	M	42112	MP	26 MAY 2005
	CARDOSO Dinis	M	42121	MxP	3 MAY 2002
	CARNEIRO Beatriz	F	33819	WG	24 JAN 2001
	FERREIRA Rita	F	30560	WP	11 OCT 2000
	MAIA Francisca	F	33816	WG	18 AUG 2004
	MARVAO Maria	F	48680	MxP	27 DEC 2006
	RAMALHO Bruno	M	42116	MP	4 OCT 1999
	SEQUEIRA Barbara	F	17485	WG	15 MAR 1996
	TEIXEIRA Rita	F	46963	WP	9 SEP 2004

Timing and Results provided by  TISSOT





Entry List by Country


As of 14 JUL 2022

Country	Name	Gender	FIG License Number	Event Code	Date of Birth
UKR - Ukraine					
	IVANYK Bohdan	M	47709	MxP	11 MAR 2004
	KOZLOVSKA Viktoriia	F	37781	WP	12 APR 2001
	KUKURUDZ Stanislav	M	22079	MG	10 MAR 1998
	KUNITSKA Viktoriia	F	38018	WG	9 JUN 2006
	MALCHUK Oleksandra	F	38019	WG	22 APR 2003
	MARCHENKO Taisiia	F	51995	WP	17 FEB 2006
	POHRANYCHNYI Bohdan	M	37794	MP	29 AUG 2001
	POMIANOVSKA Daryna	F	38020	WG	9 JUN 2003
	PUSH Yurii	M	22076	MG	23 JUL 1997
	SAVKA Yuriy	M	43477	MG	15 JUL 2004
	SEMENOVYCH Anastasiia	F	47717	MxP	9 AUG 2007
	STETSIUK Danylo	M	47954	MP	18 OCT 2006
	YARUSH Taras	M	22077	MG	4 JAN 1995
USA - United States of America					
	BORCHERDING Katherine	F	43579	WP	4 NOV 2002
	CHANG Isabel	F	33559	WG	22 JUN 2005
	FELIX Angel	M	34333	MP	26 JUL 2004
	MARTIN Sydney	F	36596	WG	18 SEP 2002
	Mc KOWN Cierra	F	54496	WP	6 FEB 2007
	McDOUGALL Braiden	M	34053	MP	29 OCT 2001
	WOODEN Maria	F	52475	WG	9 JUL 2004

Legend			
F	Female	M	Male

Timing and Results provided by  TISSOT





Medallists by Event

As of 17 JUL 2022 at 12:48

Event	Date	Medal	Name	Country Code
Men's Group	SUN 17 JUL	GOLD	MORRIS-HUNT Andrew GOLD Bradley GRAY Finlay GOONESEKERA Archie	GBR
		SILVER	de WEVER Simon RAUS Jonas VERMEIRE Viktor VLAEMINCK Wannas	BEL
		BRONZE	KUKURUDZ Stanislav SAVKA Yuriy PUSH Yurii YARUSH Taras	UKR
Men's Pair	SAT 16 JUL	GOLD	POHRANYCHNYI Bohdan STETSIUK Danylo	UKR
		SILVER	McDOUGALL Braiden FELIX Angel	USA
		BRONZE	DIL Daniyel SHULYAR Vadim	KAZ
Women's Group	SAT 16 JUL	GOLD	BERGMANS Kim de MEYST Lise HOLLEBOSCH Bo	BEL
		SILVER	MAIA Francisca CARNEIRO Beatriz SEQUEIRA Barbara	POR
		BRONZE	POMIANOVSKA Daryna MALCHUK Oleksandra KUNITSKA Viktoriia	UKR
Mixed Pair	FRI 15 JUL	GOLD	ROETTGER Bram HEIJENS Helena	BEL
		SILVER	BLINTSOV Daniel SCHUETZE Pia	GER
		BRONZE	WEISSMAN Meron HORWITZ Adi	ISR

Timing and Results provided by  TISSOT




Medallists by Event

As of 17 JUL 2022 at 12:48

Event	Date	Medal	Name	Country Code
Women's Pair	FRI 15 JUL	GOLD	KOZLOVSKA Viktoriia MARCHENKO Taisiia	UKR
		SILVER	TEIXEIRA Rita FERREIRA Rita	POR
		BRONZE	BORCHERDING Katherine Mc KOWN Cierra	USA





Medals Standings

As of 17 JUL 2022 at 12:48

Rank	Country	Men				Women				Mixed				Total				Rank by Total
		G	S	B	Tot	G	S	B	Tot	G	S	B	Tot	G	S	B	Tot	
1	BEL - Belgium		1		1	1			1	1			1	2	1		3	2
2	UKR - Ukraine	1		1	2	1		1	2					2		2	4	1
3	GBR - Great Britain	1			1									1			1	=5
4	POR - Portugal						2		2						2		2	=3
5	USA - United States of America		1		1			1	1						1	1	2	=3
6	GER - Germany										1		1		1		1	=5
7	KAZ - Kazakhstan			1	1											1	1	=5
7	ISR - Israel											1	1			1	1	=5
Total		2	2	2	6	2	2	2	6	1	1	1	3	5	5	5	15	

Legend	
=	Equal sign indicates that two or more NOCs share the same rank by total
Tot	Total
B	Bronze
G	Gold
S	Silver

Timing and Results provided by  TISSOT




RESULTS BOOK



Acrobatic Gymnastics

Men's Pairs





Medallists

Medal	Country	Names
GOLD	UKR - Ukraine	POHRANYCHNYI Bohdan STETSIUK Danylo
SILVER	USA - United States	McDOUGALL Braiden FELIX Angel
BRONZE	KAZ - Kazakhstan	DIL Daniyel SHULYAR Vadim





Start List

Start Order	Country	Country Code	Name
1	Kazakhstan	KAZ	DIL Daniyel SHULYAR Vadim
2	United States	USA	McDOUGALL Braiden FELIX Angel
3	Ukraine	UKR	POHRANYCHNYI Bohdan STETSIUK Danylo
4	Portugal	POR	BECO Fabio RAMALHO Bruno
Reserves			
R1	Great Britain	GBR	HOLE Harry CURTIS-LAWRENCE Harley

Legend

R Reserve


Timing and Results provided by  TISSOT

GACM2MP-----FNL-COMB----_C51 2

Report Created SAT 16 JUL 2022 20:42

Page 1 / 1





Judges Assignments

Superior Jury	TAEYMANS Rosy	FIG	President
	HOLIAK Yurii	FIG	Difficulty Supervisor
	TOMAS Bernardo	FIG	Artistry Supervisor
	HRISTOVA Nikolina	FIG	Artistry Supervisor
	BOEHM Frank	FIG	Execution Supervisor
	MILEWSKA Wieslawa	FIG	Execution Supervisor

Function	Name	Country Code
CJP	LAUGHON Carisa	USA
D1	CHARLIER Carine	FRA
D2	OGANDO DURAN Gonzalo	ESP
A1	GLUSHKOVA Irina	KAZ
A2	VINNITSKY Leonid	ISR
A3	de SWAEF Inge	BEL
A4	KUKURUDZ Kostyantyn	UKR
E1	LEVEQUE Trisha	USA
E2	GREGORIO Idalina	POR
E3	PATTISON Victoria	GBR
E4	KLOPPENBURG Rudolf	NED
Line Judge 1	CARO ORTIZ Stefanie	GER
Line Judge 2	ROMANO Mia	AUS
Time Judge	LAUGHON Carisa	USA

Reserves

Control Number	Name	Country Code
R1	LEON PRADOS Juan Antonio	ESP
R2	MAJEWSKA Katarzyna	POL

Legend


CJP - Chair of Judges' Panel
Dx - Difficulty Judges (x=1-2)

Ax - Artistry Judges (x=1-4)
Ex - Execution Judges (x=1-4)

Rx - Reserve Judge

Timing and Results provided by  TISSOT





Results

Rank	Country	Country Code	D Score	A Score	E Score	Pen	Total
1	Ukraine	UKR	2.240	8.900	17.800		28.940
2	United States	USA	2.350	9.100	17.300		28.750
3	Kazakhstan	KAZ	2.270	8.750	17.500		28.520
4	Portugal	POR	2.200	8.650	17.200		28.050

Legend	
D	Difficulty
A	Artistry
E	Execution
Pen	Penalty

Timing and Results provided by  TISSOT





Results

Rank	Country	Country Code	Exercise	D Score	A Score	E Score	Pen	Exercise Score	Exercise Rank	Total
1	Ukraine	UKR	Balance	1.960	8.750	17.800		28.510	(2)	56.840 Q
			Dynamic	1.730	8.900	17.700		28.330	(1)	
2	United States	USA	Balance	2.000	9.250	17.300		28.550	(1)	56.650 Q
			Dynamic	1.800	9.100	17.200		28.100	(2)	
3	Kazakhstan	KAZ	Balance	2.080	8.550	17.600		28.230	(3)	55.310 Q
			Dynamic	1.530	8.550	17.000		27.080	(4)	
4	Portugal	POR	Balance	1.980	8.650	17.300		27.930	(4)	55.050 Q
			Dynamic	1.670	8.550	16.900		27.120	(3)	
5	Great Britain	GBR	Balance	1.010	8.650	17.200		26.860	(5)	53.740 R1
			Dynamic	0.730	8.650	17.500		26.880	(5)	

Legend	
D	Difficulty
Q	Qualified for final
A	Artistry
R	Reserve
E	Execution
Pen	Penalty

Timing and Results provided by  TISSOT

GACM2MP-----QUAL-----_C73B 2

Report Created SAT 16 JUL 2022 17:51


Page 1 / 1





Start List

Start Order	Country	Country Code	Name
1	Ukraine	UKR	POHRANYCHNYI Bohdan STETSIUK Danylo
2	Great Britain	GBR	HOLE Harry CURTIS-LAWRENCE Harley
3	Kazakhstan	KAZ	DIL Daniyel SHULYAR Vadim
4	Portugal	POR	BECO Fabio RAMALHO Bruno
5	United States	USA	McDOUGALL Braiden FELIX Angel



Judges Assignments

Superior Jury	TAEYMANS Rosy	FIG	President
	HOLIAK Yurii	FIG	Difficulty Supervisor
	TOMAS Bernardo	FIG	Artistry Supervisor
	HRISTOVA Nikolina	FIG	Artistry Supervisor
	BOEHM Frank	FIG	Execution Supervisor
	MILEWSKA Wieslawa	FIG	Execution Supervisor

Function	Name	Country Code
CJP	LAUGHON Carisa	USA
D1	CHARLIER Carine	FRA
D2	OGANDO DURAN Gonzalo	ESP
A1	LEON PRADOS Juan Antonio	ESP
A2	de SWAEF Inge	BEL
A3	KLOPPENBURG Rudolf	NED
A4	PATTISON Victoria	GBR
E1	CARO ORTIZ Stefanie	GER
E2	GREGORIO Idalina	POR
E3	KUKURUDZ Kostyantyn	UKR
E4	MAJEWSKA Katarzyna	POL
Line Judge 1	GLUSHKOVA Irina	KAZ
Line Judge 2	VINNITSKY Leonid	ISR
Time Judge	LAUGHON Carisa	USA

Reserves

Control Number	Name	Country Code
R1	LEVEQUE Trisha	USA
R2	ROMANO Mia	AUS

Legend

CJP - Chair of Judges' Panel
Dx - Difficulty Judges (x=1-2)

Ax - Artistry Judges (x=1-4)
Ex - Execution Judges (x=1-4)

Rx - Reserve Judge

Timing and Results provided by  TISSOT





Start List

Start Order	Country	Country Code	Name
1	Great Britain	GBR	HOLE Harry CURTIS-LAWRENCE Harley
2	Kazakhstan	KAZ	DIL Daniyel SHULYAR Vadim
3	Ukraine	UKR	POHRANYCHNYI Bohdan STETSIUK Danylo
4	Portugal	POR	BECO Fabio RAMALHO Bruno
5	United States	USA	McDOUGALL Braiden FELIX Angel



Judges Assignments

Superior Jury	TAEYMANS Rosy	FIG	President
	HOLIAK Yurii	FIG	Difficulty Supervisor
	TOMAS Bernardo	FIG	Artistry Supervisor
	HRISTOVA Nikolina	FIG	Artistry Supervisor
	BOEHM Frank	FIG	Execution Supervisor
	MILEWSKA Wieslawa	FIG	Execution Supervisor

Function	Name	Country Code
CJP	LAUGHON Carisa	USA
D1	CHARLIER Carine	FRA
D2	OGANDO DURAN Gonzalo	ESP
A1	KUKURUDZ Kostyantyn	UKR
A2	MAJEWSKA Katarzyna	POL
A3	LEON PRADOS Juan Antonio	ESP
A4	GREGORIO Idalina	POR
E1	GLUSHKOVA Irina	KAZ
E2	LEVEQUE Trisha	USA
E3	ROMANO Mia	AUS
E4	VINNITSKY Leonid	ISR
Line Judge 1	KLOPPENBURG Rudolf	NED
Line Judge 2	CARO ORTIZ Stefanie	GER
Time Judge	LAUGHON Carisa	USA

Reserves

Control Number	Name	Country Code
R1	de SWAEF Inge	BEL
R2	PATTISON Victoria	GBR

Legend

CJP - Chair of Judges' Panel
Dx - Difficulty Judges (x=1-2)

Ax - Artistry Judges (x=1-4)
Ex - Execution Judges (x=1-4)

Rx - Reserve Judge

Timing and Results provided by  TISSOT

RESULTS BOOK



Acrobatic Gymnastics

Men's Groups





Medallists

Medal	Country	Names
GOLD	GBR - Great Britain	MORRIS-HUNT Andrew GOLD Bradley GRAY Finlay GOONESEKERA Archie
SILVER	BEL - Belgium	de WEVER Simon RAUS Jonas VERMEIRE Viktor VLAEMINCK Wannes
BRONZE	UKR - Ukraine	KUKURUDZ Stanislav SAVKA Yuriy PUSH Yurii YARUSH Taras




Start List

Start Order	Country	Country Code	Name
1	Israel	ISR	BANUZ Hen BORODIN Lior DAUS Amir OFFIR Tomer
2	Ukraine	UKR	KUKURUDZ Stanislav SAVKA Yuriy PUSH Yuriy YARUSH Taras
3	Belgium	BEL	de WEVER Simon RAUS Jonas VERMEIRE Viktor VLAEMINCK Wannes
4	Great Britain	GBR	MORRIS-HUNT Andrew GOLD Bradley GRAY Finlay GOONESEKERA Archie
Reserves			
R1	Germany	GER	KOEDEL Ben KOEDEL Danny KUEHNE Vincent MAEDLER Tom

Legend	
R	Reserve

Timing and Results provided by  TISSOT





Judges Assignments

Superior Jury	TAEYMANS Rosy	FIG	President
	HOLIAK Yurii	FIG	Difficulty Supervisor
	TOMAS Bernardo	FIG	Artistry Supervisor
	HRISTOVA Nikolina	FIG	Artistry Supervisor
	BOEHM Frank	FIG	Execution Supervisor
	MILEWSKA Wieslawa	FIG	Execution Supervisor

Function	Name	Country Code
CJP	LAUGHON Carisa	USA
D1	CHARLIER Carine	FRA
D2	OGANDO DURAN Gonzalo	ESP
A1	LEVEQUE Trisha	USA
A2	LEON PRADOS Juan Antonio	ESP
A3	GREGORIO Idalina	POR
A4	ROMANO Mia	AUS
E1	de SWAEF Inge	BEL
E2	PATTISON Victoria	GBR
E3	VINNITSKY Leonid	ISR
E4	CARO ORTIZ Stefanie	GER
Line Judge 1	KUKURUDZ Kostyantyn	UKR
Line Judge 2	KLOPPENBURG Rudolf	NED
Time Judge	LAUGHON Carisa	USA


Reserves

Control Number	Name	Country Code
R1	MAJEWSKA Katarzyna	POL
R2	GLUSHKOVA Irina	KAZ

Legend		
CJP - Chair of Judges' Panel	Ax - Artistry Judges (x=1-4)	Rx - Reserve Judge
Dx - Difficulty Judges (x=1-2)	Ex - Execution Judges (x=1-4)	

Timing and Results provided by  TISSOT





Results

Rank	Country	Country Code	D Score	A Score	E Score	Pen	Total
1	Great Britain	GBR	2.940	9.050	17.900		29.890
2	Belgium	BEL	2.710	9.050	17.600		29.360
3	Ukraine	UKR	2.460	8.750	17.200		28.410
4	Israel	ISR	1.930	9.050	17.200		28.180

Legend	A	E	Pen
D Difficulty	Artistry	Execution	Penalty

Timing and Results provided by  TISSOT





Results

Rank	Country	Country Code	Exercise	D Score	A Score	E Score	Pen	Exercise Score	Exercise Rank	Total
1	Great Britain	GBR	Balance	2.220	9.000	18.100		29.320	(1)	57.460 Q
			Dynamic	1.690	8.950	17.500		28.140	(2)	
2	Israel	ISR	Balance	1.260	8.900	17.900		28.060	(3)	56.360 Q
			Dynamic	1.300	9.200	17.800		28.300	(1)	
3	Belgium	BEL	Balance	2.590	8.700	17.000		28.290	(2)	56.190 Q
			Dynamic	1.600	8.900	17.400		27.900	(3)	
4	Ukraine	UKR	Balance	1.980	8.600	17.400		27.980	(4)	55.370 Q
			Dynamic	1.540	8.750	17.100		27.390	(4)	
5	Germany	GER	Balance	2.010	8.550	16.800	-0.30	27.060	(5)	54.430 R1
			Dynamic	1.470	8.700	17.200		27.370	(5)	

Legend			
D	Difficulty	A	Artistry
E	Execution	Pen	Penalty
Q	Qualified for final	R	Reserve


Timing and Results provided by  TISSOT





Start List

Start Order	Country	Country Code	Name
1	Belgium	BEL	de WEVER Simon RAUS Jonas VERMEIRE Viktor VLAEMINCK Wannas
2	Ukraine	UKR	KUKURUDZ Stanislav SAVKA Yuriy PUSH Yuriy YARUSH Taras
3	Germany	GER	KOEDEL Ben KOEDEL Danny KUEHNE Vincent MAEDLER Tom
4	Israel	ISR	BANUZ Hen BORODIN Lior DAUS Amir OFFIR Tomer
5	Great Britain	GBR	MORRIS-HUNT Andrew GOLD Bradley GRAY Finlay GOONESEKERA Archie



Judges Assignments

Superior Jury	TAEYMANS Rosy	FIG	President
	HOLIAK Yurii	FIG	Difficulty Supervisor
	TOMAS Bernardo	FIG	Artistry Supervisor
	HRISTOVA Nikolina	FIG	Artistry Supervisor
	BOEHM Frank	FIG	Execution Supervisor
	MILEWSKA Wieslawa	FIG	Execution Supervisor

Function	Name	Country Code
CJP	LAUGHON Carisa	USA
D1	CHARLIER Carine	FRA
D2	OGANDO DURAN Gonzalo	ESP
A1	GLUSHKOVA Irina	KAZ
A2	PATTISON Victoria	GBR
A3	LEVEQUE Trisha	USA
A4	GREGORIO Idalina	POR
E1	ROMANO Mia	AUS
E2	CARO ORTIZ Stefanie	GER
E3	MAJEWSKA Katarzyna	POL
E4	LEON PRADOS Juan Antonio	ESP
Line Judge 1	KUKURUDZ Kostyantyn	UKR
Line Judge 2	KLOPPENBURG Rudolf	NED
Time Judge	LAUGHON Carisa	USA

Reserves

Control Number	Name	Country Code
R1	de SWAEF Inge	BEL
R2	VINNITSKY Leonid	ISR

Legend


CJP - Chair of Judges' Panel
Dx - Difficulty Judges (x=1-2)

Ax - Artistry Judges (x=1-4)
Ex - Execution Judges (x=1-4)

Rx - Reserve Judge


Timing and Results provided by  TISSOT





Start List

Start Order	Country	Country Code	Name
1	Germany	GER	KOEDEL Ben KOEDEL Danny KUEHNE Vincent MAEDLER Tom
2	Great Britain	GBR	MORRIS-HUNT Andrew GOLD Bradley GRAY Finlay GOONESEKERA Archie
3	Belgium	BEL	de WEVER Simon RAUS Jonas VERMEIRE Viktor VLAEMINCK Wannes
4	Israel	ISR	BANUZ Hen BORODIN Lior DAUS Amir OFFIR Tomer
5	Ukraine	UKR	KUKURUDZ Stanislav SAVKA Yuriy PUSH Yurii YARUSH Taras



Judges Assignments

Superior Jury	TAEYMANS Rosy	FIG	President
	HOLIAK Yurii	FIG	Difficulty Supervisor
	TOMAS Bernardo	FIG	Artistry Supervisor
	HRISTOVA Nikolina	FIG	Artistry Supervisor
	BOEHM Frank	FIG	Execution Supervisor
	MILEWSKA Wieslawa	FIG	Execution Supervisor

Function	Name	Country Code
CJP	LAUGHON Carisa	USA
D1	CHARLIER Carine	FRA
D2	OGANDO DURAN Gonzalo	ESP
A1	ROMANO Mia	AUS
A2	LEON PRADOS Juan Antonio	ESP
A3	GLUSHKOVA Irina	KAZ
A4	PATTISON Victoria	GBR
E1	VINNITSKY Leonid	ISR
E2	KLOPPENBURG Rudolf	NED
E3	de SWAEF Inge	BEL
E4	CARO ORTIZ Stefanie	GER
Line Judge 1	KUKURUDZ Kostyantyn	UKR
Line Judge 2	LEVEQUE Trisha	USA
Time Judge	LAUGHON Carisa	USA

Reserves

Control Number	Name	Country Code
R1	MAJEWSKA Katarzyna	POL
R2	GREGORIO Idalina	POR

Legend

CJP - Chair of Judges' Panel
Dx - Difficulty Judges (x=1-2)

Ax - Artistry Judges (x=1-4)
Ex - Execution Judges (x=1-4)

Rx - Reserve Judge

Timing and Results provided by  TISSOT



RESULTS BOOK



Acrobatic Gymnastics

Women's Pairs





Medallists

Medal	Country	Names
GOLD	UKR - Ukraine	KOZLOVSKA Viktoriia MARCHENKO Taisiia
SILVER	POR - Portugal	TEIXEIRA Rita FERREIRA Rita
BRONZE	USA - United States	BORCHERDING Katherine Mc KOWN Cierra



Start List

Start Order	Country	Country Code	Name
1	Kazakhstan	KAZ	RUDAKOVA Alexandra TALGAT Damira
2	Portugal	POR	TEIXEIRA Rita FERREIRA Rita
3	Ukraine	UKR	KOZLOVSKA Viktoriia MARCHENKO Taisiia
4	United States	USA	BORCHERDING Katherine Mc KOWN Cierra
Reserves			
R1	Australia	AUS	McWHIRTER Alexandra TRAN-DINH Anna
R2	Poland	POL	BRYSKIEWICZ Kamila KAMINSKA Zofia

Legend

R Reserve

Timing and Results provided by  **TISSOT**



Judges Assignments

Superior Jury	TAEYMANS Rosy	FIG	President
	HOLIAK Yurii	FIG	Difficulty Supervisor
	TOMAS Bernardo	FIG	Artistry Supervisor
	HRISTOVA Nikolina	FIG	Artistry Supervisor
	BOEHM Frank	FIG	Execution Supervisor
	MILEWSKA Wieslawa	FIG	Execution Supervisor

Function	Name	Country Code
CJP	LAUGHON Carisa	USA
D1	CHARLIER Carine	FRA
D2	OGANDO DURAN Gonzalo	ESP
A1	MAJEWSKA Katarzyna	POL
A2	KUKURUDZ Kostyantyn	UKR
A3	de SWAEF Inge	BEL
A4	VINNITSKY Leonid	ISR
E1	GREGORIO Idalina	POR
E2	GLUSHKOVA Irina	KAZ
E3	ROMANO Mia	AUS
E4	LEVEQUE Trisha	USA
Line Judge 1	LEON PRADOS Juan Antonio	ESP
Line Judge 2	CARO ORTIZ Stefanie	GER
Time Judge	LAUGHON Carisa	USA

Reserves

Control Number	Name	Country Code
R1	KLOPPENBURG Rudolf	NED
R2	PATTISON Victoria	GBR

Legend


CJP - Chair of Judges' Panel
Dx - Difficulty Judges (x=1-2)

Ax - Artistry Judges (x=1-4)
Ex - Execution Judges (x=1-4)

Rx - Reserve Judge

Timing and Results provided by  TISSOT






Results

Rank	Country	Country Code	D Score	A Score	E Score	Pen	Total
1	Ukraine	UKR	1.840	9.050	18.400		29.290
2	Portugal	POR	2.580	8.700	17.500		28.780
3	United States	USA	1.720	8.700	16.700		27.120
4	Kazakhstan	KAZ	2.010	8.550	16.400		26.960

Legend	
D	Difficulty
A	Artistry
E	Execution
Pen	Penalty

Timing and Results provided by  TISSOT





Results

Rank	Country	Country Code	Exercise	D Score	A Score	E Score	Pen	Exercise Score	Exercise Rank	Total
1	Ukraine	UKR	Balance	1.560	9.050	18.300		28.910	(1)	57.180 Q
			Dynamic	1.320	8.950	18.000		28.270	(1)	
2	Portugal	POR	Balance	2.350	8.600	17.800		28.750	(2)	56.200 Q
			Dynamic	1.550	8.500	17.400		27.450	(2)	
3	United States	USA	Balance	1.850	8.600	17.100		27.550	(3)	53.600 Q
			Dynamic	1.200	8.550	16.300		26.050	(4)	
4	Kazakhstan	KAZ	Balance	1.750	8.550	17.300	-0.30	27.300	(4)	53.580 Q
			Dynamic	1.180	8.500	16.600		26.280	(3)	
5	Australia	AUS	Balance	1.610	8.200	16.300		26.110	(5)	51.310 R1
			Dynamic	1.400	8.200	15.600		25.200	(6)	
6	Poland	POL	Balance	1.240	8.300	16.300	-0.60	25.240	(6)	51.050 R2
			Dynamic	1.010	8.200	16.600		25.810	(5)	

Legend							
D	Difficulty	A	Artistry	E	Execution	Pen	Penalty
Q	Qualified for final	R	Reserve				

Timing and Results provided by  TISSOT

GACW2WP-----QUAL-----_C73B 2

Report Created FRI 15 JUL 2022 17:12

Page 1 / 1





Start List

Start Order	Country	Country Code	Name
1	Portugal	POR	TEIXEIRA Rita FERREIRA Rita
2	Poland	POL	BRYSKIEWICZ Kamila KAMINSKA Zofia
3	Kazakhstan	KAZ	RUDAKOVA Alexandra TALGAT Damira
4	Australia	AUS	McWHIRTER Alexandra TRAN-DINH Anna
5	Ukraine	UKR	KOZLOVSKA Viktoriia MARCHENKO Taisiia
6	United States	USA	BORCHERDING Katherine Mc KOWN Cierra



Judges Assignments

Superior Jury	TAEYMANS Rosy	FIG	President
	HOLIAK Yurii	FIG	Difficulty Supervisor
	TOMAS Bernardo	FIG	Artistry Supervisor
	HRISTOVA Nikolina	FIG	Artistry Supervisor
	BOEHM Frank	FIG	Execution Supervisor
	MILEWSKA Wieslawa	FIG	Execution Supervisor

Function	Name	Country Code
CJP	LAUGHON Carisa	USA
D1	CHARLIER Carine	FRA
D2	OGANDO DURAN Gonzalo	ESP
A1	de SWAEF Inge	BEL
A2	LEVEQUE Trisha	USA
A3	MAJEWSKA Katarzyna	POL
A4	ROMANO Mia	AUS
E1	GLUSHKOVA Irina	KAZ
E2	KUKURUDZ Kostyantyn	UKR
E3	GREGORIO Idalina	POR
E4	CARO ORTIZ Stefanie	GER
Line Judge 1	VINNITSKY Leonid	ISR
Line Judge 2	LEON PRADOS Juan Antonio	ESP
Time Judge	LAUGHON Carisa	USA

Reserves

Control Number	Name	Country Code
R1	KLOPPENBURG Rudolf	NED
R2	PATTISON Victoria	GBR

Legend

CJP - Chair of Judges' Panel
Dx - Difficulty Judges (x=1-2)

Ax - Artistry Judges (x=1-4)
Ex - Execution Judges (x=1-4)

Rx - Reserve Judge


Timing and Results provided by  TISSOT





Start List

Start Order	Country	Country Code	Name
1	Australia	AUS	McWHIRTER Alexandra TRAN-DINH Anna
2	Portugal	POR	TEIXEIRA Rita FERREIRA Rita
3	United States	USA	BORCHERDING Katherine Mc KOWN Cierra
4	Poland	POL	BRYSKIEWICZ Kamila KAMINSKA Zofia
5	Kazakhstan	KAZ	RUDAKOVA Alexandra TALGAT Damira
6	Ukraine	UKR	KOZLOVSKA Viktoriia MARCHENKO Taisiia



Judges Assignments

Superior Jury	TAEYMANS Rosy	FIG	President
	HOLIAK Yurii	FIG	Difficulty Supervisor
	TOMAS Bernardo	FIG	Artistry Supervisor
	HRISTOVA Nikolina	FIG	Artistry Supervisor
	BOEHM Frank	FIG	Execution Supervisor
	MILEWSKA Wieslawa	FIG	Execution Supervisor

Function	Name	Country Code
CJP	LAUGHON Carisa	USA
D1	CHARLIER Carine	FRA
D2	OGANDO DURAN Gonzalo	ESP
A1	LEVEQUE Trisha	USA
A2	GLUSHKOVA Irina	KAZ
A3	MAJEWSKA Katarzyna	POL
A4	de SWAEF Inge	BEL
E1	LEON PRADOS Juan Antonio	ESP
E2	KLOPPENBURG Rudolf	NED
E3	VINNITSKY Leonid	ISR
E4	PATTISON Victoria	GBR
Line Judge 1	CARO ORTIZ Stefanie	GER
Line Judge 2	GREGORIO Idalina	POR
Time Judge	LAUGHON Carisa	USA

Reserves

Control Number	Name	Country Code
R1	KUKURUDZ Kostyantyn	UKR
R2	ROMANO Mia	AUS

Legend

CJP - Chair of Judges' Panel
Dx - Difficulty Judges (x=1-2)

Ax - Artistry Judges (x=1-4)
Ex - Execution Judges (x=1-4)

Rx - Reserve Judge

Timing and Results provided by  TISSOT






Acrobatic Gymnastics


Women's Groups





Medallists

Medal	Country	Names
GOLD	BEL - Belgium	BERGMANS Kim de MEYST Lise HOLLEBOSCH Bo
SILVER	POR - Portugal	MAIA Francisca CARNEIRO Beatriz SEQUEIRA Barbara
BRONZE	UKR - Ukraine	POMIANOVSKA Daryna MALCHUK Oleksandra KUNITSKA Viktoriia



Start List

Start Order	Country	Country Code	Name
1	Ukraine	UKR	POMIANOVSKA Daryna MALCHUK Oleksandra KUNITSKA Viktoriia
2	Belgium	BEL	BERGMANS Kim de MEYST Lise HOLLEBOSCH Bo
3	Israel	ISR	ALEINIK Nikol HURVITZ Meshi ZEITOUNEI Inbal
4	Portugal	POR	MAIA Francisca CARNEIRO Beatriz SEQUEIRA Barbara
Reserves			
R1	United States	USA	CHANG Isabel WOODEN Maria MARTIN Sydney
R2	Netherlands	NED	HUITEMA Sarai KOSTER Anna de GRAAF Esmee

Legend	
R	Reserve

Timing and Results provided by  TISSOT





Judges Assignments

Superior Jury	TAEYMANS Rosy	FIG	President
	HOLIAK Yurii	FIG	Difficulty Supervisor
	TOMAS Bernardo	FIG	Artistry Supervisor
	HRISTOVA Nikolina	FIG	Artistry Supervisor
	BOEHM Frank	FIG	Execution Supervisor
	MILEWSKA Wieslawa	FIG	Execution Supervisor

Function	Name	Country Code
CJP	LAUGHON Carisa	USA
D1	CHARLIER Carine	FRA
D2	OGANDO DURAN Gonzalo	ESP
A1	GLUSHKOVA Irina	KAZ
A2	VINNITSKY Leonid	ISR
A3	de SWAEF Inge	BEL
A4	KUKURUDZ Kostyantyn	UKR
E1	LEVEQUE Trisha	USA
E2	GREGORIO Idalina	POR
E3	PATTISON Victoria	GBR
E4	KLOPPENBURG Rudolf	NED
Line Judge 1	CARO ORTIZ Stefanie	GER
Line Judge 2	ROMANO Mia	AUS
Time Judge	LAUGHON Carisa	USA

Reserves

Control Number	Name	Country Code
R1	LEON PRADOS Juan Antonio	ESP
R2	MAJEWSKA Katarzyna	POL

Legend

CJP - Chair of Judges' Panel
Dx - Difficulty Judges (x=1-2)

Ax - Artistry Judges (x=1-4)
Ex - Execution Judges (x=1-4)

Rx - Reserve Judge

Timing and Results provided by  TISSOT






Results

Rank	Country	Country Code	D Score	A Score	E Score	Pen	Total
1	Belgium	BEL	2.970	9.100	17.900		29.970
2	Portugal	POR	3.150	8.700	17.300		29.150
3	Ukraine	UKR	2.100	8.800	17.700		28.600
4	Israel	ISR	2.690	8.850	17.300	-0.30	28.540

Legend	
D	Difficulty
A	Artistry
E	Execution
Pen	Penalty

Timing and Results provided by  TISSOT





Results

Rank	Country	Country Code	Exercise	D Score	A Score	E Score	Pen	Exercise Score	Exercise Rank	Total
1	Portugal	POR	Balance	3.170	8.800	17.500		29.470	(1)	58.200 Q
			Dynamic	2.480	8.850	17.400		28.730	(1)	
2	Israel	ISR	Balance	2.600	8.950	17.200	-0.30	28.450	(2)	56.420 Q
			Dynamic	1.470	8.900	17.600		27.970	(3)	
3	Belgium	BEL	Balance	3.100	8.850	16.100	-0.30	27.750	(4)	56.380 Q
			Dynamic	1.930	9.100	17.600		28.630	(2)	
4	Ukraine	UKR	Balance	2.220	8.750	17.500	-0.30	28.170	(3)	55.980 Q
			Dynamic	1.410	8.800	17.600		27.810	(4)	
5	United States	USA	Balance	2.080	8.450	17.000		27.530	(5)	54.700 R1
			Dynamic	1.370	8.600	17.200		27.170	(5)	
6	Netherlands	NED	Balance	1.290	8.400	16.600	-0.90	25.390	(6)	52.170 R2
			Dynamic	1.130	8.550	17.100		26.780	(6)	

Legend			
D	Difficulty	A	Artistry
E	Execution	Pen	Penalty
Q	Qualified for final	R	Reserve

Timing and Results provided by  TISSOT





Start List

Start Order	Country	Country Code	Name
1	Israel	ISR	ALEINIK Nikol HURVITZ Meshi ZEITOUNEI Inbal
2	Netherlands	NED	HUITEMA Sarai KOSTER Anna de GRAAF Esmee
3	United States	USA	CHANG Isabel WOODEN Maria MARTIN Sydney
4	Ukraine	UKR	POMIANOVSKA Daryna MALCHUK Oleksandra KUNITSKA Viktoriia
5	Portugal	POR	MAIA Francisca CARNEIRO Beatriz SEQUEIRA Barbara
6	Belgium	BEL	BERGMANS Kim de MEYST Lise HOLLEBOSCH Bo



Judges Assignments

Superior Jury	TAEYMANS Rosy	FIG	President
	HOLIAK Yurii	FIG	Difficulty Supervisor
	TOMAS Bernardo	FIG	Artistry Supervisor
	HRISTOVA Nikolina	FIG	Artistry Supervisor
	BOEHM Frank	FIG	Execution Supervisor
	MILEWSKA Wieslawa	FIG	Execution Supervisor

Function	Name	Country Code
CJP	LAUGHON Carisa	USA
D1	CHARLIER Carine	FRA
D2	OGANDO DURAN Gonzalo	ESP
A1	LEON PRADOS Juan Antonio	ESP
A2	de SWAEF Inge	BEL
A3	KLOPPENBURG Rudolf	NED
A4	PATTISON Victoria	GBR
E1	CARO ORTIZ Stefanie	GER
E2	GREGORIO Idalina	POR
E3	KUKURUDZ Kostyantyn	UKR
E4	MAJEWSKA Katarzyna	POL
Line Judge 1	GLUSHKOVA Irina	KAZ
Line Judge 2	VINNITSKY Leonid	ISR
Time Judge	LAUGHON Carisa	USA

Reserves

Control Number	Name	Country Code
R1	LEVEQUE Trisha	USA
R2	ROMANO Mia	AUS

Legend


CJP - Chair of Judges' Panel
Dx - Difficulty Judges (x=1-2)

Ax - Artistry Judges (x=1-4)
Ex - Execution Judges (x=1-4)

Rx - Reserve Judge


Timing and Results provided by  TISSOT





Start List

Start Order	Country	Country Code	Name
1	Belgium	BEL	BERGMANS Kim de MEYST Lise HOLLEBOSCH Bo
2	Ukraine	UKR	POMIANOVSKA Daryna MALCHUK Oleksandra KUNITSKA Viktoriia
3	Portugal	POR	MAIA Francisca CARNEIRO Beatriz SEQUEIRA Barbara
4	United States	USA	CHANG Isabel WOODEN Maria MARTIN Sydney
5	Israel	ISR	ALEINIK Nikol HURVITZ Meshi ZEITOUNEI Inbal
6	Netherlands	NED	HUITEMA Sarai KOSTER Anna de GRAAF Esmee



Judges Assignments

Superior Jury	TAEYMANS Rosy	FIG	President
	HOLIAK Yurii	FIG	Difficulty Supervisor
	TOMAS Bernardo	FIG	Artistry Supervisor
	HRISTOVA Nikolina	FIG	Artistry Supervisor
	BOEHM Frank	FIG	Execution Supervisor
	MILEWSKA Wieslawa	FIG	Execution Supervisor

Function	Name	Country Code
CJP	LAUGHON Carisa	USA
D1	CHARLIER Carine	FRA
D2	OGANDO DURAN Gonzalo	ESP
A1	KUKURUDZ Kostyantyn	UKR
A2	MAJEWSKA Katarzyna	POL
A3	LEON PRADOS Juan Antonio	ESP
A4	GREGORIO Idalina	POR
E1	GLUSHKOVA Irina	KAZ
E2	LEVEQUE Trisha	USA
E3	ROMANO Mia	AUS
E4	VINNITSKY Leonid	ISR
Line Judge 1	KLOPPENBURG Rudolf	NED
Line Judge 2	CARO ORTIZ Stefanie	GER
Time Judge	LAUGHON Carisa	USA

Reserves

Control Number	Name	Country Code
R1	de SWAEF Inge	BEL
R2	PATTISON Victoria	GBR

Legend

CJP - Chair of Judges' Panel
Dx - Difficulty Judges (x=1-2)

Ax - Artistry Judges (x=1-4)
Ex - Execution Judges (x=1-4)

Rx - Reserve Judge

Timing and Results provided by  TISSOT




RESULTS BOOK



Acrobatic Gymnastics

Mixed Pairs






Medallists

Medal	Country	Names
GOLD	BEL - Belgium	ROETTGER Bram HEIJENS Helena
SILVER	GER - Germany	BLINTSOV Daniel SCHUETZE Pia
BRONZE	ISR - Israel	WEISSMAN Meron HORWITZ Adi






Start List

Start Order	Country	Country Code	Name
1	Israel	ISR	WEISSMAN Meron HORWITZ Adi
2	Germany	GER	BLINTSOV Daniel SCHUETZE Pia
3	Ukraine	UKR	IVANYK Bohdan SEMENOVYCH Anastasiia
4	Belgium	BEL	ROETTGER Bram HEIJENS Helena
Reserves			
R1	Portugal	POR	MARVAO Maria CARDOSO Dinis
R2	Spain	ESP	MARTINEZ Javier MURCIA Noa

Legend	
R	Reserve

Timing and Results provided by  TISSOT





Judges Assignments

Superior Jury	TAEYMANS Rosy	FIG	President
	HOLIAK Yurii	FIG	Difficulty Supervisor
	TOMAS Bernardo	FIG	Artistry Supervisor
	HRISTOVA Nikolina	FIG	Artistry Supervisor
	BOEHM Frank	FIG	Execution Supervisor
	MILEWSKA Wieslawa	FIG	Execution Supervisor

Function	Name	Country Code
CJP	LAUGHON Carisa	USA
D1	CHARLIER Carine	FRA
D2	OGANDO DURAN Gonzalo	ESP
A1	LEON PRADOS Juan Antonio	ESP
A2	KUKURUDZ Kostyantyn	UKR
A3	KLOPPENBURG Rudolf	NED
A4	PATTISON Victoria	GBR
E1	CARO ORTIZ Stefanie	GER
E2	GREGORIO Idalina	POR
E3	VINNITSKY Leonid	ISR
E4	de SWAEF Inge	BEL
Line Judge 1	GLUSHKOVA Irina	KAZ
Line Judge 2	ROMANO Mia	AUS
Time Judge	LAUGHON Carisa	USA

Reserves

Control Number	Name	Country Code
R1	LEVEQUE Trisha	USA
R2	MAJEWSKA Katarzyna	POL

Legend		
CJP - Chair of Judges' Panel	Ax - Artistry Judges (x=1-4)	Rx - Reserve Judge
Dx - Difficulty Judges (x=1-2)	Ex - Execution Judges (x=1-4)	

Timing and Results provided by  TISSOT





Results

Rank	Country	Country Code	D Score	A Score	E Score	Pen	Total
1	Belgium	BEL	2.900	9.100	17.700		29.700
2	Germany	GER	2.290	8.950	17.600		28.840
3	Israel	ISR	2.520	8.450	16.500	-1.20	26.270
4	Ukraine	UKR	1.300	8.050	15.100	-2.20	22.250

Legend	D	A	E	Pen
	Difficulty	Artistry	Execution	Penalty

Timing and Results provided by  **TISSOT**





Results

Rank	Country	Country Code	Exercise	D Score	A Score	E Score	Pen	Exercise Score	Exercise Rank	Total
1	Belgium	BEL	Balance	2.730	9.100	18.000		29.830	(1)	59.810 Q
			Dynamic	2.430	9.250	18.300		29.980	(1)	
2	Israel	ISR	Balance	2.160	8.750	17.700		28.610	(3)	56.860 Q
			Dynamic	1.700	8.750	17.800		28.250	(2)	
3	Germany	GER	Balance	2.440	8.700	17.500		28.640	(2)	56.540 Q
			Dynamic	1.750	8.750	17.400		27.900	(3)	
4	Ukraine	UKR	Balance	1.400	8.650	17.000		27.050	(5)	54.930 Q
			Dynamic	1.430	8.750	17.700		27.880	(4)	
5	Portugal	POR	Balance	2.010	8.400	17.300	-0.30	27.410	(4)	54.810 R1
			Dynamic	1.800	8.400	17.200		27.400	(5)	
6	Spain	ESP	Balance	1.100	8.550	17.100		26.750	(6)	53.640 R2
			Dynamic	1.290	8.500	17.100		26.890	(6)	

Legend			
D	Difficulty	A	Artistry
E	Execution	Pen	Penalty
Q	Qualified for final	R	Reserve


Timing and Results provided by  TISSOT





Start List

Start Order	Country	Country Code	Name
1	Israel	ISR	WEISSMAN Meron HORWITZ Adi
2	Belgium	BEL	ROETTGER Bram HEIJENS Helena
3	Germany	GER	BLINTSOV Daniel SCHUETZE Pia
4	Ukraine	UKR	IVANYK Bohdan SEMENOVYCH Anastasiia
5	Spain	ESP	MARTINEZ Javier MURCIA Noa
6	Portugal	POR	MARVAO Maria CARDOSO Dinis



Judges Assignments

Superior Jury	TAEYMANS Rosy	FIG	President
	HOLIAK Yurii	FIG	Difficulty Supervisor
	TOMAS Bernardo	FIG	Artistry Supervisor
	HRISTOVA Nikolina	FIG	Artistry Supervisor
	BOEHM Frank	FIG	Execution Supervisor
	MILEWSKA Wieslawa	FIG	Execution Supervisor

Function	Name	Country Code
CJP	LAUGHON Carisa	USA
D1	CHARLIER Carine	FRA
D2	OGANDO DURAN Gonzalo	ESP
A1	de SWAEF Inge	BEL
A2	LEVEQUE Trisha	USA
A3	MAJEWSKA Katarzyna	POL
A4	ROMANO Mia	AUS
E1	GLUSHKOVA Irina	KAZ
E2	KUKURUDZ Kostyantyn	UKR
E3	GREGORIO Idalina	POR
E4	CARO ORTIZ Stefanie	GER
Line Judge 1	VINNITSKY Leonid	ISR
Line Judge 2	LEON PRADOS Juan Antonio	ESP
Time Judge	LAUGHON Carisa	USA

Reserves

Control Number	Name	Country Code
R1	KLOPPENBURG Rudolf	NED
R2	PATTISON Victoria	GBR

Legend

CJP - Chair of Judges' Panel
Dx - Difficulty Judges (x=1-2)

Ax - Artistry Judges (x=1-4)
Ex - Execution Judges (x=1-4)

Rx - Reserve Judge

Timing and Results provided by  TISSOT





Start List

Start Order	Country	Country Code	Name
1	Ukraine	UKR	IVANYK Bohdan SEMENOVYCH Anastasiia
2	Germany	GER	BLINTSOV Daniel SCHUETZE Pia
3	Portugal	POR	MARVAO Maria CARDOSO Dinis
4	Spain	ESP	MARTINEZ Javier MURCIA Noa
5	Israel	ISR	WEISSMAN Meron HORWITZ Adi
6	Belgium	BEL	ROETTGER Bram HEIJENS Helena



Judges Assignments

Superior Jury	TAEYMANS Rosy	FIG	President
	HOLIAK Yurii	FIG	Difficulty Supervisor
	TOMAS Bernardo	FIG	Artistry Supervisor
	HRISTOVA Nikolina	FIG	Artistry Supervisor
	BOEHM Frank	FIG	Execution Supervisor
	MILEWSKA Wieslawa	FIG	Execution Supervisor

Function	Name	Country Code
CJP	LAUGHON Carisa	USA
D1	CHARLIER Carine	FRA
D2	OGANDO DURAN Gonzalo	ESP
A1	LEVEQUE Trisha	USA
A2	GLUSHKOVA Irina	KAZ
A3	MAJEWSKA Katarzyna	POL
A4	de SWAEF Inge	BEL
E1	LEON PRADOS Juan Antonio	ESP
E2	KLOPPENBURG Rudolf	NED
E3	VINNITSKY Leonid	ISR
E4	PATTISON Victoria	GBR
Line Judge 1	CARO ORTIZ Stefanie	GER
Line Judge 2	GREGORIO Idalina	POR
Time Judge	LAUGHON Carisa	USA

Reserves

Control Number	Name	Country Code
R1	KUKURUDZ Kostyantyn	UKR
R2	ROMANO Mia	AUS

Legend

CJP - Chair of Judges' Panel
Dx - Difficulty Judges (x=1-2)

Ax - Artistry Judges (x=1-4)
Ex - Execution Judges (x=1-4)

Rx - Reserve Judge

Timing and Results provided by  TISSOT



RESULTS BOOK




Aerobic Gymnastics





3	Aerobic Gymnastics	64
3.1	Table of Contents	65
3.2	Competition Schedule	68
3.3	Number of Entries by Country	69
3.4	Entry List by Country	70
3.5	Medallists by Event	73
3.6	Medal Standings	75
3.7	Aerobic Dance	76
3.7.1	Final	77
3.7.1.1	Start List	77
3.7.1.2	Judges Assignments	79
3.7.1.3	Results	80
3.7.1.4	Medallists	81
3.7.2	Qualification	82
3.7.2.1	Start List	82
3.7.2.2	Judges Assignments	84
3.7.2.3	Results	85
3.7.2.4	Tie Break Report	86
3.8	Trio	87
3.8.1	Final	88
3.8.1.1	Start List	88
3.8.1.2	Judges Assignments	89
3.8.1.3	Results	90
3.8.1.4	Medallists	91
3.8.2	Qualification	92
3.8.2.1	Start List	92
3.8.2.2	Judges Assignments	93
3.8.2.3	Results	94
3.9	Group	95
3.9.1	Final	96
3.9.1.1	Start List	96
3.9.1.2	Judges Assignments	97
3.9.1.3	Results	98
3.9.1.4	Medallists	99
3.9.2	Qualification	100
3.9.2.1	Start List	100
3.9.2.2	Judges Assignments	101

3.9.2.3	Results	102
3.10	Mixed Pair	103
3.10.1	Final	104
3.10.1.1	Start List	104
3.10.1.2	Judges Assignments	105
3.10.1.3	Results	106
3.10.1.4	Medallists	107
3.10.2	Qualification	108
3.10.2.1	Start List	108
3.10.2.2	Judges Assignments	109
3.10.2.3	Results	110



Competition Schedule

As of 13 JUL 2022

Date	Start Time	Event	
TUE 12 JUL	10:30	Mixed Pair	Qualification
	11:00	Aerobic Dance	Qualification
	18:00	Mixed Pair	Final
	18:55	Aerobic Dance	Final
WED 13 JUL	10:30	Group	Qualification
	11:00	Trio	Qualification
	18:00	Group	Final
	18:55	Trio	Final






Number of Entries by Country

As of 11 JUL 2022

Country	Number of Gymnasts		
	Men	Women	Total
AZE - Azerbaijan	5	5	10
BRA - Brazil	1	1	2
BUL - Bulgaria	2	2	4
EGY - Egypt	1	1	2
FIN - Finland		8	8
FRA - France		3	3
HUN - Hungary	3	7	10
ITA - Italy	6	8	14
POR - Portugal		8	8
ROU - Romania	6	6	12
UKR - Ukraine	2	6	8
Total: 11	26	55	81






Entry List by Country

As of 11 JUL 2022

Country Name	Gender	FIG License Number	Event Code	Date of Birth
AZE - Azerbaijan				
AHMADLI Aykhan	Male	48070	Dance	12 AUG 1998
DOLMATOV Vladimir	Male	29212	Dance, Group	29 JAN 1995
GULIYEVA Khadija	Female	41105	Dance, Group	17 FEB 2004
GULIYEVA Khoshgadam	Female	43677	Group	5 JAN 2000
HACIYEV Rauf	Male	55248	Dance	20 DEC 1999
IMRANOV Imran	Male	37926	Group	19 JAN 1999
MAHMUDLU Sanan	Male	55247	Dance	8 AUG 1998
MIR JALALLI Nigar	Female	55250	Dance	17 AUG 1998
MUSTAFAYEVA Madina	Female	46091	Dance, Group	4 JUN 2001
MUSTAFAYEVA Nazrin	Female	55249	Dance	19 MAY 1998
BRA - Brazil				
BARBOSA Lucas	Male	21031	MxP	4 JUL 1994
SILVA Tamires	Female	21028	MxP	14 NOV 1998
BUL - Bulgaria				
BAROTEV Tihomir	Male	15216	Trio	14 JUL 1998
PAPAZOV Antonio	Male	15287	MxP, Trio	1 JUN 1997
PASHOVA Darina	Female	20225	Trio	1 MAR 1999
STOILOVA Ana Maria	Female	15285	MxP	24 JAN 1997
EGY - Egypt				
ELHENNAWY Nora	Female	42472	MxP	5 JUL 2003
ELZAMEK Basel	Male	49190	MxP	10 JUL 2004
FIN - Finland				
AGHA Linn	Female	29170	Dance, Group	7 JUL 1999
KIVELAE Nea	Female	29173	Dance, Group	8 APR 2001
KOPONEN Adeelia	Female	47176	Dance, Group	21 JUL 2003
LOEPPOENEN Fiona	Female	44231	Dance	29 JUN 2003
RANTALA Emilia	Female	34401	Dance	2 SEP 2003
SEPPAELAE Kaisa	Female	44174	Dance, Group	19 FEB 2003
SOININEN Siiri	Female	42711	Dance, Group	5 MAY 2004
VAINIO Nea	Female	42785	Dance	12 JUL 2004

Timing and Results provided by  TISSOT






Entry List by Country

As of 11 JUL 2022

Country Name	Gender	FIG License Number	Event Code	Date of Birth
FRA - France				
LENCLOS Maelys	Female	40502	Trio	2 AUG 2004
LESTRUHAUT Clara	Female	38334	Trio	2 JUN 2003
TROSSET Victoria	Female	44608	Trio	1 DEC 2003
HUN - Hungary				
BALI Daniel	Male	14379	Group, MxP, Trio	15 OCT 1996
FARKAS Balazs	Male	18631	Dance, Group, Trio	5 OCT 1992
HAJDU Kata	Female	23024	Dance	1 OCT 2000
LOCSEI Zoltan	Male	34355	Dance, Group	18 NOV 1995
MAKRANSZKI Anna	Female	24372	Dance	26 FEB 2001
MAZACS Fanni	Female	14414	Group, MxP, Trio	15 MAR 1996
OEKROES Janka	Female	20978	Dance	14 JUN 2000
RUZICKA Vanessza	Female	29379	Dance	26 SEP 2002
SIMON Zsofia	Female	28657	Dance	30 JAN 2002
SZOLLOSI Panna	Female	15248	Dance, Group	22 APR 1997
ITA - Italy				
ALIGHIERI Nicole	Female	52453	Dance	20 AUG 2004
BLASI Francesco	Male	42111	Dance	7 MAR 2001
BULLO Anna	Female	29584	MxP	19 JAN 1999
CAVALLERI Sofia	Female	34384	Dance	22 APR 2002
CIURLANTI Arianna	Female	32482	Dance	27 FEB 2003
COLNAGO Andrea	Male	42219	Dance	31 AUG 2004
CUTINI Sara	Female	42031	Group, Trio	5 JUN 2002
FALERA Matteo	Male	42033	Group	20 MAR 2001
LAURINO Gaia	Female	47093	Dance	12 OCT 2003
NACCI Davide	Male	32602	Group, Trio	15 FEB 2000
PATTERI Marcello	Male	29579	Group, MxP	22 JUN 1999
PETTINARI Alice	Female	42217	Dance	8 APR 2004
REXHEPI Lucrezia	Female	42327	Dance	10 MAY 2004
SEBASTIO Francesco	Male	32603	Group, Trio	19 FEB 2001



Entry List by Country

As of 11 JUL 2022

Country Name	Gender	FIG License Number	Event Code	Date of Birth
POR - Portugal				
ALMEIDA Ines	Female	31779	Dance	28 APR 2003
BRANDAO Beatriz	Female	23946	Dance	4 JUL 1998
COUTINHO Maria	Female	21231	Dance	11 MAY 1999
CRUZ Carolina	Female	28869	Dance	23 AUG 2002
DIOGO Diana	Female	28812	Dance	29 SEP 2002
MATOS Joana	Female	31681	Dance	1 MAR 2003
SANTOS Carolina	Female	36182	Dance	2 JAN 2003
SILVA Bruna	Female	40652	Dance	30 SEP 2003
ROU - Romania				
BOCSER Gabriel	Male	19587	Group, Trio	21 MAR 1995
BRANDA Darius	Male	44185	Dance, MxP	12 OCT 2004
CHERKEZ Kateryna	Female	11880	Group	25 MAY 1995
DINCA Sandra	Female	36381	Dance	8 AUG 2000
FRINCU Mirela	Female	47062	Dance	12 APR 2004
IODACHE Miruna	Female	35902	Trio	6 MAR 2003
MANTA Leonard	Male	35671	Dance, Group	15 AUG 2004
MIHAIU Daria	Female	47064	Dance, MxP	2 DEC 2004
NICULESCU Sarmiza	Female	35859	Dance	26 OCT 2001
POPA Mihai Alin	Male	32609	Dance, Group	30 MAR 2000
SURDU Antonio	Male	44574	Dance, Group	25 MAY 2003
TAVOC Daniel	Male	43939	Group, Trio	21 FEB 2003
UKR - Ukraine				
HALAIDA Stanislav	Male	34337	Trio	19 SEP 2003
ISAIENKO Anastasiia	Female	12805	Group, MxP	28 JAN 1995
KURASHVILI Anastasiia	Female	32727	Trio	25 DEC 2003
LOBUSOV Dmytro	Male	52344	MxP	24 OCT 2001
LYTVYN Anastasiia	Female	10396	Trio	7 FEB 2000
MOKHORT Oleksandra	Female	12806	Group	2 OCT 1998
SHELEST Ilona	Female	52248	Group	23 FEB 2002
SUBOTINA Daria	Female	11882	Group	28 MAY 1997

Legend			
MxP	Mixed Pair	Indiv	Individual

Timing and Results provided by  TISSOT




Medallists by Event

As of 13 JUL 2022 at 19:15

Event Name	Date	Medal	Name	Country Code
Mixed Pair	TUE 12 JUL	GOLD	BARBOSA Lucas SILVA Tamires	BRA
		SILVER	BALI Daniel MAZACS Fanni	HUN
		BRONZE	PAPAZOV Antonio STOILOVA Ana Maria	BUL
Aerobic Dance	TUE 12 JUL	GOLD	FARKAS Balazs HAJDU Kata LOCSEI Zoltan MAKRANSZKI Anna OEKROES Janka RUZICKA Vanessza SIMON Zsofia SZOLLOSI Panna	HUN
		SILVER	BRANDA Darius DINCA Sandra FRINCU Mirela MANTA Leonard MIHAIU Daria NICULESCU Sarmiza POPA Mihai Alin SURDU Antonio	ROU
		BRONZE	DOLMATOV Vladimir MUSTAFAYEVA Madina GULIYEVA Khadija HACIYEV Rauf MAHMUDLU Sanan MIR JALALLI Nigar MUSTAFAYEVA Nazrin AHMADLI Aykhan	AZE

 Timing and Results provided by  **TISSOT**

GAE....._C93 4

Report Created WED 13 JUL 2022 19:15

Page 1 / 2






Medallists by Event
As of 13 JUL 2022 at 19:15

Event Name	Date	Medal	Name	Country Code
Group	WED 13 JUL	GOLD	CUTINI Sara FALERA Matteo NACCI Davide PATTERI Marcello SEBASTIO Francesco	ITA
		SILVER	FARKAS Balazs LOCSEI Zoltan MAZACS Fanni SZOLLOSI Panna BALI Daniel	HUN
		BRONZE	BOCSER Gabriel MANTA Leonard POPA Mihai Alin SURDU Antonio TAVOC Daniel	ROU
Trio	WED 13 JUL	GOLD	BALI Daniel FARKAS Balazs MAZACS Fanni	HUN
		SILVER	CUTINI Sara NACCI Davide SEBASTIO Francesco	ITA
		BRONZE	BOCSER Gabriel IORDACHE Miruna TAVOC Daniel	ROU






Medal Standings

As of 13 JUL 2022 at 19:15

Rank	Country	Mixed				Open				Total				Rank by Total
		G	S	B	Tot	G	S	B	Tot	G	S	B	Tot	
1	HUN - Hungary		1		1	2	1		3	2	2		4	1
2	ITA - Italy					1	1		2	1	1		2	3
3	BRA - Brazil	1			1					1			1	=4
4	ROU - Romania						1	2	3		1	2	3	2
5	AZE - Azerbaijan							1	1			1	1	=4
5	BUL - Bulgaria			1	1							1	1	=4
Total:		1	1	1	3	3	3	3	9	4	4	4	12	

Legend							
=	Equal sign indicates that two or more NOCs share the same rank by total	B	Bronze	G	Gold	S	Silver
Tot	Total						

Timing and Results provided by  TISSOT






Aerobic Gymnastics


Aerobic Dance






Start List

Start Order	Country	Country Code	Composition
1	Romania	ROU	BRANDA Darius DINCA Sandra FRINCU Mirela MANTA Leonard MIHAIU Daria NICULESCU Sarmiza POPA Mihai Alin SURDU Antonio
2	Finland	FIN	AGHA Linn KIVELAE Nea KOPONEN Adeelia LOEPPONEN Fiona RANTALA Emilia SEPPAELAE Kaisa SOININEN Siiri VAINIO Nea
3	Hungary	HUN	FARKAS Balazs HAJDU Kata LOCSEI Zoltan MAKRANSZKI Anna OEKROES Janka RUZICKA Vanessa SIMON Zsofia SZOLLOSI Panna
4	Azerbaijan	AZE	DOLMATOV Vladimir MUSTAFAYEVA Madina GULIYEVA Khadija HACIYEV Rauf MAHMUDLU Sanan MIR JALALLI Nigar MUSTAFAYEVA Nazrin AHMADLI Aykhan



Start List

Start Order	Country	Country Code	Composition
Reserves			
R1	Italy	ITA	ALIGHIERI Nicole BLASI Francesco CAVALLERI Sofia CIURLANTI Arianna COLNAGO Andrea LAURINO Gaia PETTINARI Alice REXHEPI Lucrezia
R2	Portugal	POR	COUTINHO Maria BRANDAO Beatriz ALMEIDA Ines MATOS Joana CRUZ Carolina SANTOS Carolina SILVA Bruna DIOGO Diana



Judges Assignments


Superior Jury YAGI-KITAGAWA Tammy FIG President - Artistry Supervisor
 FILLON Jorge Alfredo FIG Artistry Supervisor
 BOGUSHEVA Desislava FIG Execution Supervisor
 de OLIVEIRA POLI Maria Eduarda FIG Execution Supervisor

Function	Name	Country
CJP	DRAGAN Alina	ROU
A1	DARONE Monica Maria	ITA
A2	KANDEVA Dimitrina	BUL
A3	KARPENKO Iona	UKR
A4	FELIX Maria	POR
E1	SINKO Andrea	HUN
E2	LENCLOS Laetitia	FRA
E3	LEMOS Katia	BRA
E4	KARJALAINEN Tarja	FIN
Line Judge 1	SPINU Cristiana	ROU
Line Judge 2	KOVACS Judit	HUN
Time Judge	GOROBCHUK Aleksandra	AZE

Legend	
CJP - Chair of Judges' Panel	Ax - Artistry Judges (x=1-4)
Ex - Execution Judges (x=1-4)	Rx - Reserve Judge

Timing and Results provided by  TISSOT





Results

Rank	Name	Country Code	A Score	E Score	Pen.	Total
1	Hungary	HUN	9.300	8.950		18.250
2	Romania	ROU	9.250	8.650		17.900
3	Azerbaijan	AZE	8.750	8.500		17.250
4	Finland	FIN	8.700	8.100		16.800

Legend:

A Artistry E Execution Pen. Penalty


Timing and Results provided by  **TISSOT**





Medallists

Medal	Country	Name
GOLD	HUN - Hungary	FARKAS Balazs HAJDU Kata LOCSEI Zoltan MAKRANSZKI Anna OEKROES Janka RUZICKA Vanessza SIMON Zsofia SZOLLOSI Panna
SILVER	ROU - Romania	BRANDA Darius DINCA Sandra FRINCU Mirela MANTA Leonard MIHAIU Daria NICULESCU Sarmiza POPA Mihai Alin SURDU Antonio
BRONZE	AZE - Azerbaijan	DOLMATOV Vladimir MUSTAFAYEVA Madina GULIYEVA Khadija HACIYEV Rauf MAHMUDLU Sanan MIR JALALLI Nigar MUSTAFAYEVA Nazrin AHMADLI Aykhan




Start List

Start Order	Country	Country Code	Composition
1	Hungary	HUN	FARKAS Balazs HAJDU Kata LOCSEI Zoltan MAKRANSZKI Anna OEKROES Janka RUZICKA Vanessza SIMON Zsofia SZOLLOSI Panna
2	Portugal	POR	COUTINHO Maria BRANDAO Beatriz ALMEIDA Ines MATOS Joana CRUZ Carolina SANTOS Carolina SILVA Bruna DIOGO Diana
3	Italy	ITA	ALIGHIERI Nicole BLASI Francesco CAVALLERI Sofia CIURLANTI Arianna COLNAGO Andrea LAURINO Gaia PETTINARI Alice REXHEPI Lucrezia
4	Romania	ROU	BRANDA Darius DINCA Sandra FRINCU Mirela MANTA Leonard MIHAIU Daria NICULESCU Sarmiza POPA Mihai Alin SURDU Antonio



Start List

Start Order	Country	Country Code	Composition
5	Finland	FIN	AGHA Linn KIVELAE Nea KOPONEN Adeelia LOEPPOENEN Fiona RANTALA Emilia SEPPAELAE Kaisa SOININEN Siiri VAINIO Nea
6	Azerbaijan	AZE	DOLMATOV Vladimir MUSTAFAYEVA Madina GULIYEVA Khadija HACIYEV Rauf MAHMUDLU Sanan MIR JALALLI Nigar MUSTAFAYEVA Nazrin AHMADLI Aykhan



Judges Assignments

Superior Jury	YAGI-KITAGAWA Tammy	FIG	President - Artistry Supervisor
	FILLON Jorge Alfredo	FIG	Artistry Supervisor
	BOGUSHEVA Desislava	FIG	Execution Supervisor
	de OLIVEIRA POLI Maria Eduarda	FIG	Execution Supervisor


Function	Name	Country
CJP	DRAGAN Alina	ROU
A1	SINKO Andrea	HUN
A2	KANDEVA Dimitrina	BUL
A3	KARPENKO Iona	UKR
A4	FELIX Maria	POR
E1	DARONE Monica Maria	ITA
E2	LENCLOS Laetitia	FRA
E3	LEMOS Katia	BRA
E4	KARJALAINEN Tarja	FIN
Line Judge 1	SPINU Cristiana	ROU
Line Judge 2	KOVACS Judit	HUN
Time Judge	GOROBCHUK Aleksandra	AZE

Legend

CJP - Chair of Judges' Panel
Ex - Execution Judges (x=1-4)

Ax - Artistry Judges (x=1-4)
Rx - Reserve Judge

Timing and Results provided by  TISSOT



Results

Rank	Name	Country Code	A Score	E Score	Pen.	Total
1	Hungary	HUN	9.300	8.825		18.125 Q
2	Romania	ROU	9.000	8.650		17.650 Q
3	Finland	FIN	8.700	8.450		17.150 Q
4	Azerbaijan	AZE	8.600	8.350		16.950 Q
5	Italy	ITA	8.900	8.050		16.950 R1
6	Portugal	POR	8.550	8.200		16.750 R2

Legend:

A Artistry E Execution Pen. Penalty Q Qualified For Final Rx Reserve


Timing and Results provided by  **TISSOT**

GAE08DANCE-----QUAL-----_C73A 1

Report Created TUE 12 JUL 2022 11:29

Page 1 / 1





Tie Break Report

Rank	Name	Country Code	Total	Highest Execution Score	Highest Artistry Score
4	Azerbaijan	AZE	16.950	8.350	
5	Italy	ITA	16.950	8.050	

Note:
Tie-break rules
 1. The highest total E-score
 2. The highest total A-score
 If there is still a tie, the tie will not be broken

Timing and Results provided by  **TISSOT**





Aerobic Gymnastics


Trio





Start List

Start Order	Country	Country Code	Composition
1	France	FRA	LENCLOS Maelys LESTRUHAUT Clara TROSSET Victoria
2	Romania	ROU	BOCSER Gabriel IORDACHE Miruna TAVOC Daniel
3	Italy	ITA	CUTINI Sara NACCI Davide SEBASTIO Francesco
4	Hungary	HUN	BALI Daniel FARKAS Balazs MAZACS Fanni
Reserves			
R1	Bulgaria	BUL	PAPAZOV Antonio PASHOVA Darina BAROTEV Tihomir
R2	Ukraine	UKR	KURASHVILI Anastasiia LYTVYN Anastasiia HALAIDA Stanislav



Judges Assignments


Superior Jury	YAGI-KITAGAWA Tammy	FIG	President - Artistry Supervisor
	FILLON Jorge Alfredo	FIG	Artistry Supervisor
	BOGUSHEVA Desislava	FIG	Execution Supervisor
	de OLIVEIRA POLI Maria Eduarda	FIG	Execution Supervisor
	CASENTINI Maria Cristina	FIG	Difficulty Supervisor
	MACANITA Ana	FIG	Difficulty Supervisor

Function	Name	Country
CJP	DRAGAN Alina	ROU
D1	DARONE Monica Maria	ITA
D2	SINKO Andrea	HUN
A1	KARJALAINEN Tarja	FIN
A2	LEMOS Katia	BRA
A3	SPINU Cristiana	ROU
A4	GOROBCHUK Aleksandra	AZE
E1	KANDEVA Dimitrina	BUL
E2	FELIX Maria	POR
E3	KARPENKO Ilona	UKR
E4	KOVACS Judit	HUN
Line Judge 1	LENCLOS Laetitia	FRA
Line Judge 2	LENCLOS Laetitia	FRA
Time Judge	DRAGAN Alina	ROU

Legend		
CJP - Chair of Judges' Panel	Ax - Artistry Judges (x=1-4)	Dx - Difficulty Judges (x=1-2)
Ex - Execution Judges (x=1-4)	Rx - Reserve Judge	

Timing and Results provided by  TISSOT





Results


Rank	Name	Country Code	D Score	A Score	E Score	Pen.	Total
1	Hungary	HUN	3.277	9.250	8.450		20.977
2	Italy	ITA	3.333	9.000	8.250		20.583
3	Romania	ROU	3.388	8.850	8.050		20.288
4	France	FRA	3.352	8.650	8.050		20.052

Legend:

D Difficulty A Artistry E Execution Pen. Penalty

Timing and Results provided by  TISSOT






Medallists


Medal	Country	Name
GOLD	HUN - Hungary	BALI Daniel FARKAS Balazs MAZACS Fanni
SILVER	ITA - Italy	CUTINI Sara NACCI Davide SEBASTIO Francesco
BRONZE	ROU - Romania	BOCSER Gabriel IORDACHE Miruna TAVOC Daniel





Start List

Start Order	Country	Country Code	Composition
1	Bulgaria	BUL	PAPAZOV Antonio PASHOVA Darina BAROTEV Tihomir
2	Romania	ROU	BOCSER Gabriel IORDACHE Miruna TAVOC Daniel
3	Hungary	HUN	BALI Daniel FARKAS Balazs MAZACS Fanni
4	Italy	ITA	CUTINI Sara NACCI Davide SEBASTIO Francesco
5	Ukraine	UKR	KURASHVILI Anastasiia LYTVYN Anastasiia HALAIDA Stanislav
6	France	FRA	LENCLOS Maelys LESTRUHAUT Clara TROSSET Victoria



Judges Assignments


Superior Jury	YAGI-KITAGAWA Tammy	FIG	President - Artistry Supervisor
	FILLON Jorge Alfredo	FIG	Artistry Supervisor
	BOGUSHEVA Desislava	FIG	Execution Supervisor
	de OLIVEIRA POLI Maria Eduarda	FIG	Execution Supervisor
	CASENTINI Maria Cristina	FIG	Difficulty Supervisor
	MACANITA Ana	FIG	Difficulty Supervisor

Function	Name	Country
CJP	DRAGAN Alina	ROU
D1	DARONE Monica Maria	ITA
D2	SINKO Andrea	HUN
A1	FELIX Maria	POR
A2	LEMOS Katia	BRA
A3	SPINU Cristiana	ROU
A4	GOROBCHUK Aleksandra	AZE
E1	KANDEVA Dimitrina	BUL
E2	KARPENKO Iona	UKR
E3	KARJALAINEN Tarja	FIN
E4	KOVACS Judit	HUN
Line Judge 1	LENCLOS Laetitia	FRA
Line Judge 2	LENCLOS Laetitia	FRA
Time Judge	DRAGAN Alina	ROU

Legend		
CJP - Chair of Judges' Panel	Ax - Artistry Judges (x=1-4)	Dx - Difficulty Judges (x=1-2)
Ex - Execution Judges (x=1-4)	Rx - Reserve Judge	

Timing and Results provided by  TISSOT





Results

Rank	Name	Country Code	D Score	A Score	E Score	Pen.	Total	
1	Hungary	HUN	3.277	9.300	8.400		20.977	Q
2	Italy	ITA	3.333	8.950	8.250		20.533	Q
3	Romania	ROU	3.388	8.800	8.100		20.288	Q
4	France	FRA	2.823	8.750	8.000		19.573	Q
5	Bulgaria	BUL	2.944	8.800	7.600		19.344	R1
6	Ukraine	UKR	2.444	8.300	7.700		18.444	R2

Legend:

D Difficulty A Artistry E Execution Pen. Penalty Q Qualified For Final Rx Reserve

Timing and Results provided by  **TISSOT**

GAE03TRIO-----QUAL-----_C73A 1

Report Created WED 13 JUL 2022 11:24

Page 1 / 1






Aerobic Gymnastics

Group






Start List

Start Order	Country	Country Code	Composition
1	Finland	FIN	AGHA Linn KIVELAE Nea KOPONEN Adeelia SEPPAELAE Kaisa SOININEN Siiri
2	Romania	ROU	BOCSER Gabriel MANTA Leonard POPA Mihai Alin SURDU Antonio TAVOC Daniel
3	Hungary	HUN	FARKAS Balazs LOCSEI Zoltan MAZACS Fanni SZOLLOSI Panna BALI Daniel
4	Italy	ITA	CUTINI Sara FALERA Matteo NACCI Davide PATTERI Marcello SEBASTIO Francesco
Reserves			
R1	Ukraine	UKR	ISAIENKO Anastasiia CHERKEZ Kateryna SUBOTINA Daria MOKHORT Oleksandra SHELEST Ilona
R2	Azerbaijan	AZE	DOLMATOV Vladimir MUSTAFAYEVA Madina GULIYEVA Khoshgadam IMRANOV Imran GULIYEVA Khadija





Judges Assignments


Superior Jury	YAGI-KITAGAWA Tammy	FIG	President - Artistry Supervisor
	FILLON Jorge Alfredo	FIG	Artistry Supervisor
	BOGUSHEVA Desislava	FIG	Execution Supervisor
	de OLIVEIRA POLI Maria Eduarda	FIG	Execution Supervisor
	CASENTINI Maria Cristina	FIG	Difficulty Supervisor
	MACANITA Ana	FIG	Difficulty Supervisor

Function	Name	Country
CJP	DRAGAN Alina	ROU
D1	DARONE Monica Maria	ITA
D2	SINKO Andrea	HUN
A1	LENCLOS Laetitia	FRA
A2	KARJALAINEN Tarja	FIN
A3	FELIX Maria	POR
A4	KOVACS Judit	HUN
E1	KANDEVA Dimitrina	BUL
E2	KARPENKO Ilona	UKR
E3	LEMOS Katia	BRA
E4	SPINU Cristiana	ROU
Line Judge 1	GOROBCHUK Aleksandra	AZE
Line Judge 2	GOROBCHUK Aleksandra	AZE
Time Judge	DRAGAN Alina	ROU

Legend		
CJP - Chair of Judges' Panel	Ax - Artistry Judges (x=1-4)	Dx - Difficulty Judges (x=1-2)
Ex - Execution Judges (x=1-4)	Rx - Reserve Judge	

Timing and Results provided by  TISSOT





Results

Rank	Name	Country Code	D Score	A Score	E Score	Pen.	Total
1	Italy	ITA	3.333	8.950	8.150		20.433
2	Hungary	HUN	3.222	9.050	8.000		20.272
3	Romania	ROU	3.200	8.800	8.000		20.000
4	Finland	FIN	2.705	8.050	7.400		18.155

Legend:

D Difficulty A Artistry E Execution Pen. Penalty


Timing and Results provided by  **TISSOT**






Medallists

Medal	Country	Name
GOLD	ITA - Italy	CUTINI Sara FALERA Matteo NACCI Davide PATTERI Marcello SEBASTIO Francesco
SILVER	HUN - Hungary	FARKAS Balazs LOCSEI Zoltan MAZACS Fanni SZOLLOSI Panna BALI Daniel
BRONZE	ROU - Romania	BOCSER Gabriel MANTA Leonard POPA Mihai Alin SURDU Antonio TAVOC Daniel



Start List

Start Order	Country	Country Code	Composition
1	Ukraine	UKR	ISAIENKO Anastasiia CHERKEZ Kateryna SUBOTINA Daria MOKHORT Oleksandra SHELEST Ilona
2	Italy	ITA	CUTINI Sara FALERA Matteo NACCI Davide PATTERI Marcello SEBASTIO Francesco
3	Azerbaijan	AZE	DOLMATOV Vladimir MUSTAFAYEVA Madina GULIYEVA Khoshgadam IMRANOV Imran GULIYEVA Khadija
4	Finland	FIN	AGHA Linn KIVELAE Nea KOPONEN Adeelia SEPPAELAE Kaisa SOININEN Siiri
5	Romania	ROU	BOCSER Gabriel MANTA Leonard POPA Mihai Alin SURDU Antonio TAVOC Daniel
6	Hungary	HUN	FARKAS Balazs LOCSEI Zoltan MAZACS Fanni SZOLLOSI Panna BALI Daniel



Judges Assignments


Superior Jury	YAGI-KITAGAWA Tammy	FIG	President - Artistry Supervisor
	FILLON Jorge Alfredo	FIG	Artistry Supervisor
	BOGUSHEVA Desislava	FIG	Execution Supervisor
	de OLIVEIRA POLI Maria Eduarda	FIG	Execution Supervisor
	CASENTINI Maria Cristina	FIG	Difficulty Supervisor
	MACANITA Ana	FIG	Difficulty Supervisor

Function	Name	Country
CJP	DRAGAN Alina	ROU
D1	DARONE Monica Maria	ITA
D2	SINKO Andrea	HUN
A1	LENCLOS Laetitia	FRA
A2	FELIX Maria	POR
A3	KARJALAINEN Tarja	FIN
A4	KOVACS Judit	HUN
E1	KANDEVA Dimitrina	BUL
E2	LEMOS Katia	BRA
E3	KARPENKO Ilona	UKR
E4	SPINU Cristiana	ROU
Line Judge 1	GOROBCHUK Aleksandra	AZE
Line Judge 2	GOROBCHUK Aleksandra	AZE
Time Judge	DRAGAN Alina	ROU

Legend		
CJP - Chair of Judges' Panel	Ax - Artistry Judges (x=1-4)	Dx - Difficulty Judges (x=1-2)
Ex - Execution Judges (x=1-4)	Rx - Reserve Judge	

Timing and Results provided by  TISSOT





Results

Rank	Name	Country Code	D Score	A Score	E Score	Pen.	Total	
1	Hungary	HUN	3.222	9.100	8.400		20.722	Q
2	Romania	ROU	3.200	8.750	8.250		20.200	Q
3	Italy	ITA	3.333	8.850	8.100	-0.100	20.183	Q
4	Finland	FIN	2.705	8.300	7.750		18.755	Q
5	Ukraine	UKR	2.705	8.200	7.450		18.355	R1
6	Azerbaijan	AZE	2.333	8.150	7.650	-0.200	17.933	R2

Legend:

D Difficulty A Artistry E Execution Pen. Penalty Q Qualified For Final Rx Reserve

Timing and Results provided by  TISSOT

GAE05GROUP-----QUAL-----_C73A 1

Report Created WED 13 JUL 2022 10:51

Page 1 / 1






Aerobic Gymnastics


Mixed Pair





Start List

Start Order	Country	Country Code	Composition
1	Italy	ITA	PATTERI Marcello BULLO Anna
2	Bulgaria	BUL	PAPAZOV Antonio STOILOVA Ana Maria
3	Hungary	HUN	BALI Daniel MAZACS Fanni
4	Brazil	BRA	BARBOSA Lucas SILVA Tamires
Reserves			
R1	Romania	ROU	BRANDA Darius MIHAIU Daria
R2	Ukraine	UKR	LOBUSOV Dmytro ISAIENKO Anastasiia
R3	Egypt	EGY	ELZAMEK Basel ELHENNAWY Nora



Judges Assignments


Superior Jury	YAGI-KITAGAWA Tammy	FIG	President - Artistry Supervisor
	FILLON Jorge Alfredo	FIG	Artistry Supervisor
	BOGUSHEVA Desislava	FIG	Execution Supervisor
	de OLIVEIRA POLI Maria Eduarda	FIG	Execution Supervisor
	CASENTINI Maria Cristina	FIG	Difficulty Supervisor
	MACANITA Ana	FIG	Difficulty Supervisor

Function	Name	Country
CJP	DRAGAN Alina	ROU
D1	DARONE Monica Maria	ITA
D2	SINKO Andrea	HUN
A1	KANDEVA Dimitrina	BUL
A2	LEMOS Katia	BRA
A3	FELIX Maria	POR
A4	KOVACS Judit	HUN
E1	LENCLOS Laetitia	FRA
E2	KARPENKO Iona	UKR
E3	KARJALAINEN Tarja	FIN
E4	SPINU Cristiana	ROU
Line Judge 1	GOROBCHUK Aleksandra	AZE
Line Judge 2	GOROBCHUK Aleksandra	AZE
Time Judge	DRAGAN Alina	ROU

Legend		
CJP - Chair of Judges' Panel	Ax - Artistry Judges (x=1-4)	Dx - Difficulty Judges (x=1-2)
Ex - Execution Judges (x=1-4)	Rx - Reserve Judge	

Timing and Results provided by  TISSOT





Results

Rank	Name	Country Code	D Score	A Score	E Score	Pen.	Total
1	Brazil	BRA	3.050	9.200	8.400		20.650
2	Hungary	HUN	2.950	9.250	8.400		20.600
3	Bulgaria	BUL	2.950	9.000	8.300		20.250
4	Italy	ITA	2.950	8.850	8.050		19.850

Legend:

D Difficulty A Artistry E Execution Pen. Penalty


Timing and Results provided by  TISSOT





Medallists


Medal	Country	Name
GOLD	BRA - Brazil	BARBOSA Lucas SILVA Tamires
SILVER	HUN - Hungary	BALI Daniel MAZACS Fanni
BRONZE	BUL - Bulgaria	PAPAZOV Antonio STOILOVA Ana Maria



Start List

Start Order	Country	Country Code	Composition
1	Hungary	HUN	BALI Daniel MAZACS Fanni
2	Romania	ROU	BRANDA Darius MIHAIU Daria
3	Bulgaria	BUL	PAPAZOV Antonio STOILOVA Ana Maria
4	Italy	ITA	PATTERI Marcello BULLO Anna
5	Ukraine	UKR	LOBUSOV Dmytro ISAIENKO Anastasiia
6	Brazil	BRA	BARBOSA Lucas SILVA Tamires
7	Egypt	EGY	ELZAMEK Basel ELHENNAWY Nora





Judges Assignments


Superior Jury	YAGI-KITAGAWA Tammy	FIG	President - Artistry Supervisor
	FILLON Jorge Alfredo	FIG	Artistry Supervisor
	BOGUSHEVA Desislava	FIG	Execution Supervisor
	de OLIVEIRA POLI Maria Eduarda	FIG	Execution Supervisor
	CASENTINI Maria Cristina	FIG	Difficulty Supervisor
	MACANITA Ana	FIG	Difficulty Supervisor

Function	Name	Country
CJP	DRAGAN Alina	ROU
D1	DARONE Monica Maria	ITA
D2	SINKO Andrea	HUN
A1	KANDEVA Dimitrina	BUL
A2	KARJALAINEN Tarja	FIN
A3	KARPENKO Iлона	UKR
A4	KOVACS Judit	HUN
E1	LENCLOS Laetitia	FRA
E2	FELIX Maria	POR
E3	LEMOS Katia	BRA
E4	SPINU Cristiana	ROU
Line Judge 1	GOROBCHUK Aleksandra	AZE
Line Judge 2	GOROBCHUK Aleksandra	AZE
Time Judge	DRAGAN Alina	ROU

Legend		
CJP - Chair of Judges' Panel	Ax - Artistry Judges (x=1-4)	Dx - Difficulty Judges (x=1-2)
Ex - Execution Judges (x=1-4)	Rx - Reserve Judge	

Timing and Results provided by  TISSOT





Results

Rank	Name	Country Code	D Score	A Score	E Score	Pen.	Total	
1	Hungary	HUN	2.950	9.200	8.200		20.350	Q
2	Brazil	BRA	3.050	9.050	8.150		20.250	Q
3	Bulgaria	BUL	3.000	9.050	8.100		20.150	Q
4	Italy	ITA	2.950	8.850	8.000		19.800	Q
5	Romania	ROU	2.950	8.750	7.850		19.550	R1
6	Ukraine	UKR	2.550	8.250	7.550		18.350	R2
7	Egypt	EGY	2.050	8.150	6.750		16.950	R3

Legend:

D Difficulty A Artistry E Execution Pen. Penalty Q Qualified For Final Rx Reserve

Timing and Results provided by  TISSOT

GAEX2MXP-----QUAL-----_C73A 1

Report Created TUE 12 JUL 2022 11:06

Page 1 / 1



RESULTS BOOK



Air Sports





4	Air Sports	110
4.1	Table of Contents	111
4.2	Competition Schedule	114
4.3	Medal Standings	115
4.4	Parachuting - Canopy Piloting	116
4.4.1	Entry List by Event	117
4.4.2	Summary of Tasks	119
4.4.3	Medallists	120
4.4.4	Round 1 - Accuracy	121
4.4.4.1	Start List	121
4.4.4.2	Results	122
4.4.5	Round 1 - Distance	123
4.4.5.1	Start List	123
4.4.5.2	Results	124
4.4.6	Round 1 - Freestyle	125
4.4.6.1	Start List	125
4.4.6.2	Results	126
4.4.7	Round 1 - Speed	127
4.4.7.1	Start List	127
4.4.7.2	Results	128
4.4.8	Round 2 - Distance	129
4.4.8.1	Start List	129
4.4.8.2	Results	130
4.4.9	Round 2 - Freestyle	131
4.4.9.1	Start List	131
4.4.9.2	Results	132
4.4.10	Round 2 - Accuracy	133
4.4.10.1	Start List	133
4.4.10.2	Results	134
4.4.11	Round 2 - Speed	135
4.4.11.1	Start List	135
4.4.11.2	Results	136
4.4.12	Round 3 - Distance	137
4.4.12.1	Start List	137
4.4.12.2	Results	138
4.4.13	Round 3 - Freestyle	139
4.4.13.1	Start List	139

RESULTS BOOK
TABLE OF CONTENTS


4.4.13.2	Results	140
4.4.14	Round 3 - Accuracy	141
4.4.14.1	Start List	141
4.4.14.2	Results	142
4.4.15	Round 3 - Speed	143
4.4.15.1	Start List	143
4.4.15.2	Results	144



Competition Schedule

As of TUE 12 JUL 2022

Date	Start Time	Event
SAT 9 JUL	8:15	Parachuting - Canopy Piloting, Finals - Round 1 - Accuracy
	9:45	Parachuting - Canopy Piloting, Finals - Round 1 - Distance
	12:00	Parachuting - Canopy Piloting, Finals - Round 1 - Freestyle
	14:30	Parachuting - Canopy Piloting, Finals - Round 1 - Speed
SUN 10 JUL	14:50	Parachuting - Canopy Piloting, Finals - Round 2 - Distance
	17:30	Parachuting - Canopy Piloting, Finals - Round 2 - Freestyle
MON 11 JUL	11:15	Parachuting - Canopy Piloting, Finals - Round 2 - Accuracy
	12:55	Parachuting - Canopy Piloting, Finals - Round 2 - Speed
	15:30	Parachuting - Canopy Piloting, Finals - Round 3 - Distance
	17:25	Parachuting - Canopy Piloting, Finals - Round 3 - Freestyle
TUE 12 JUL	12:15	Parachuting - Canopy Piloting, Finals - Round 3 - Accuracy
	14:20	Parachuting - Canopy Piloting, Finals - Round 3 - Speed

Timing and Results provided by  **TISSOT**

AIR-----_C08 9.0

Report Created TUE 12 JUL 2022 16:14

Page 1 / 1



Medal Standings


As of TUE 12 JUL 2022

After 1 of 1 Events

Rank	Country	Mixed				Rank by Total
		G	S	B	Tot	
1	FRA - France	1			1	=1
2	USA - United States of America		1		1	=1
3	UAE - United Arab Emirates			1	1	=1
Total:		1	1	1	3	

Legend:

= Equal sign indicates that two or more NOCs share the same rank by total **B** Bronze **G** Gold **S** Silver **Tot** Total

Timing and Results provided by 



Air Sports

Parachuting - Canopy Piloting





Entry List by Event

As of FRI 8 JUL 2022

Country	Name	Gender	Date of Birth
ARG - Argentina	Franco DARMAN	Male	29 MAY 1992
AUS - Australia	Leigh McCORMACK	Male	4 MAR 1981
CZE - Czech Republic	Petr MESTAK	Male	28 FEB 1983
	Mark RAHBANI	Male	15 JAN 1975
	Jakub SKLENKA	Male	20 FEB 1986
DEN - Denmark	Jonas Landevaern KRISTENSEN	Male	13 MAY 1986
	Christian WEBBER	Male	25 JUN 1986
ESP - Spain	Pablo HERNANDEZ	Male	13 AUG 1985
FRA - France	Nicolas COADIC	Male	10 AUG 1987
	Eric PHILIPPE	Male	18 DEC 1976
	Kevin TECHER	Male	20 JUN 1980
	Cedric VEIGA RIOS	Male	7 JUN 1985
GER - Germany	Kai BUNKUS	Male	20 NOV 1993
	Tobias KOCH	Male	31 MAY 1977
	Max KOSSIDOWSKI	Male	18 MAY 1993
HUN - Hungary	Gabi VEREBES	Male	23 FEB 1979
ITA - Italy	Armando FATTORUSO	Male	13 FEB 1985
	Mario FATTORUSO	Male	23 OCT 1986
	Francesco ITALIA	Male	4 AUG 1983
NZL - New Zealand	Lee BARRACLOUGH	Male	18 JUN 1981
POL - Poland	Sebastian DRATWA	Male	5 DEC 1975
RSA - South Africa	Chris TEAGUE	Male	10 AUG 1982
SVK - Slovakia	Roman DUBSKY	Male	5 FEB 1984
SWE - Sweden	Stefan BURSTROM	Male	9 MAY 1974

Timing and Results provided by  TISSOT






Entry List by Event

As of FRI 8 JUL 2022

Country	Name	Gender	Date of Birth
UAE - United Arab Emirates	Cornelia MIHAI	Female	18 NOV 1984
	Abdulbari QUBAISI	Male	1 JAN 1988
UKR - Ukraine	Ivan SEMENYAKA	Male	18 AUG 1984
USA - United States of America	Curt BARTHOLOMEW	Male	14 DEC 1985
	Jeannie BARTHOLOMEW	Female	23 MAR 1981
	Nicholas BATSCH	Male	9 APR 1981
	Travis MILLS	Male	26 FEB 1982
	Justin PRICE	Male	8 AUG 1984
	Jandle ROBIN	Female	27 OCT 1987
	Matt SHULL	Male	14 APR 1981
Greg WINDMILLER	Male	19 FEB 1972	

Timing and Results provided by  TISSOT

AIRXCANOPY-----_C32C 1.0

Report Created FRI 8 JUL 2022 10:54


Page 2 / 2



Summary of Tasks

As of TUE 12 JUL 2022

Rank	Name	Country Code	Bib	Accuracy		Distance		Speed		Freestyle		Total
				Rank	Points	Rank	Points	Rank	Points	Rank	Points	
1	Cedric VEIGA RIOS	FRA	1		10		11		10		28	59
2	Nicholas BATSCHE	USA	31		13		5		53		9	80
3	Abdulbari QUBAISI	UAE	2		30		10		39		17	96
4	Travis MILLS	USA	24		35		42		12		28	117
5	Eric PHILIPPE	FRA	5		35		26		31		29	121
6	Cornelia MIHAI	UAE	3		49		10		18		51	128
7	Kevin TECHER	FRA	7		28		15		31		65	139
8	Pablo HERNANDEZ	ESP	33		40		19		40		47	146
9	Roman DUBSKY	SVK	13		6		42		52		48	148
10	Nicolas COADIC	FRA	12		23		47		30		55	155
11	Curt BARTHOLOMEW	USA	9		13		47		63		55	178
11	Jakub SKLENKA	CZE	29		54		52		34		38	178
13	Leigh McCORMACK	AUS	30		53		27		65		38	183
14	Christian WEBBER	DEN	26		30		57		80		21	188
15	Chris TEAGUE	RSA	32		52		47		66		27	192
16	Max KOSSIDOWSKI	GER	27		75		60		51		10	196
17	Armando FATTORUSO	ITA	16		37		65		45		51	198
18	Tobias KOCH	GER	17		55		58		44		49	206
19	Justin PRICE	USA	11		49		69		38		59	215
20	Kai BUNKUS	GER	18		55		73		33		59	220
21	Mario FATTORUSO	ITA	4		60		70		45		51	226
22	Lee BARRACLOUGH	NZL	21		57		70		45		61	233
23	Jeannie BARTHOLOMEW	USA	28		31		75		85		49	240
24	Matt SHULL	USA	8		84		58		33		67	242
25	Robin JANDLE	USA	35		63		52		58		72	245
26	Sebastian DRATWA	POL	19		67		74		56		63	260
27	Ivan SEMENYAKA	UKR	34		76		66		68		52	262
28	Petr MESTAK	CZE	15		54		56		79		76	265
29	Stefan BURSTROM	SWE	20		59		65		84		59	267
30	Mark RAHBANI	CZE	25		89		66		74		65	294
31	Greg WINDMILLER	USA	6		76		99		59		78	312
32	Francesco ITALIA	ITA	23		60		86		88		85	319
33	Gabor VEREBES	HUN	22		87		78		83		76	324
34	Jonas Landevaern KRISTENSEN	DEN	14		85		88		77		77	327

Timing and Results provided by  TISSOT

AIRXCANOPY-----FNL-----_C76B 13.0

Report Created TUE 12 JUL 2022 16:13

Page 1 / 1



Medallists

As of TUE 12 JUL 2022


Medal	Name	Country
GOLD	Cedric VEIGA RIOS	FRA - France
SILVER	Nicholas BATSCH	USA - United States of America
BRONZE	Abdulbari QUBAISI	UAE - United Arab Emirates



Start List

As of SAT 9 JUL 2022

Start Order	Bib	Name	Country Code
1	32	Chris TEAGUE	RSA
2	35	Robin JANDLE	USA
3	34	Ivan SEMENYAKA	UKR
4	33	Pablo HERNANDEZ	ESP
5	31	Nicholas BATSCH	USA
6	28	Jeannie BARTHOLOMEW	USA
7	29	Jakub SKLENKA	CZE
8	30	Leigh McCORMACK	AUS
9	27	Max KOSSIDOWSKI	GER
10	24	Travis MILLS	USA
11	26	Christian WEBBER	DEN
12	25	Mark RAHBANI	CZE
13	22	Gabor VEREBES	HUN
14	21	Lee BARRACLOUGH	NZL
15	20	Stefan BURSTROM	SWE
16	23	Francesco ITALIA	ITA
17	18	Kai BUNKUS	GER
18	17	Tobias KOCH	GER
19	19	Sebastian DRATWA	POL
20	16	Armando FATTORUSO	ITA
21	13	Roman DUBSKY	SVK
22	14	Jonas Landevaern KRISTENSEN	DEN
23	12	Nicolas COADIC	FRA
24	15	Petr MESTAK	CZE
25	9	Curt BARTHOLOMEW	USA
26	8	Matt SHULL	USA
27	11	Justin PRICE	USA
28	5	Eric PHILIPPE	FRA
29	6	Greg WINDMILLER	USA
30	7	Kevin TECHER	FRA
31	4	Mario FATTORUSO	ITA
32	1	Cedric VEIGA RIOS	FRA
33	3	Cornelia MIHAI	UAE
34	2	Abdulbari QUBAISI	UAE

Timing and Results provided by  TISSOT

AIRXCANOPY-----FNL-000100---C51 2.0

Report Created SAT 9 JUL 2022 8:14

Page 1 / 1






Results

As of SAT 9 JUL 2022

Rank	Bib	Name	Country Code	Accuracy Result	Remark
1	9	Curt BARTHOLOMEW	USA	86	
2	12	Nicolas COADIC	FRA	84	
2	16	Armando FATTORUSO	ITA	84	
4	17	Tobias KOCH	GER	81	
4	1	Cedric VEIGA RIOS	FRA	81	
4	13	Roman DUBSKY	SVK	81	
4	15	Petr MESTAK	CZE	81	
4	21	Lee BARRACLOUGH	NZL	81	
4	31	Nicholas BATSCH	USA	81	
4	24	Travis MILLS	USA	81	
11	18	Kai BUNKUS	GER	77	
11	26	Christian WEBBER	DEN	77	
13	34	Ivan SEMENYAKA	UKR	74	
13	7	Kevin TECHER	FRA	74	
13	11	Justin PRICE	USA	74	
16	19	Sebastian DRATWA	POL	68	
17	35	Robin JANDLE	USA	67	
17	3	Cornelia MIHAI	UAE	67	
17	5	Eric PHILIPPE	FRA	67	
17	28	Jeannie BARTHOLOMEW	USA	67	
21	29	Jakub SKLENKA	CZE	59	
21	6	Greg WINDMILLER	USA	59	
21	2	Abdulbari QUBAISI	UAE	59	
21	32	Chris TEAGUE	RSA	59	
25	33	Pablo HERNANDEZ	ESP	58	
26	20	Stefan BURSTROM	SWE	53	
27	27	Max KOSSIDOWSKI	GER	51	
28	25	Mark RAHBANI	CZE	48	
29	30	Leigh McCORMACK	AUS	43	
29	23	Francesco ITALIA	ITA	43	
31	8	Matt SHULL	USA	40	
32	14	Jonas Landevaern KRISTENSEN	DEN	37	
33	22	Gabor VEREBES	HUN	30	
34	4	Mario FATTORUSO	ITA	14	


Timing and Results provided by  TISSOT



Start List

As of SAT 9 JUL 2022

Start Order	Bib	Name	Country Code
1	32	Chris TEAGUE	RSA
2	35	Robin JANDLE	USA
3	34	Ivan SEMENYAKA	UKR
4	33	Pablo HERNANDEZ	ESP
5	31	Nicholas BATSCH	USA
6	28	Jeannie BARTHOLOMEW	USA
7	29	Jakub SKLENKA	CZE
8	30	Leigh McCORMACK	AUS
9	27	Max KOSSIDOWSKI	GER
10	24	Travis MILLS	USA
11	26	Christian WEBBER	DEN
12	25	Mark RAHBANI	CZE
13	22	Gabor VEREBES	HUN
14	21	Lee BARRACLOUGH	NZL
15	20	Stefan BURSTROM	SWE
16	23	Francesco ITALIA	ITA
17	18	Kai BUNKUS	GER
18	17	Tobias KOCH	GER
19	19	Sebastian DRATWA	POL
20	16	Armando FATTORUSO	ITA
21	13	Roman DUBSKY	SVK
22	14	Jonas Landevaern KRISTENSEN	DEN
23	12	Nicolas COADIC	FRA
24	15	Petr MESTAK	CZE
25	9	Curt BARTHOLOMEW	USA
26	8	Matt SHULL	USA
27	11	Justin PRICE	USA
28	5	Eric PHILIPPE	FRA
29	6	Greg WINDMILLER	USA
30	7	Kevin TECHER	FRA
31	4	Mario FATTORUSO	ITA
32	1	Cedric VEIGA RIOS	FRA
33	3	Cornelia MIHAI	UAE
34	2	Abdulbari QUBAISI	UAE

Timing and Results provided by  TISSOT






Results

As of SAT 9 JUL 2022

Rank	Bib	Name	Country Code	Distance Result [m]	Remark
1	2	Abdulbari QUBAISI	UAE	174.87	
2	1	Cedric VEIGA RIOS	FRA	161.00	
3	31	Nicholas BATSCH	USA	160.66	
4	3	Cornelia MIHAI	UAE	154.49	
5	33	Pablo HERNANDEZ	ESP	148.93	
6	24	Travis MILLS	USA	147.94	
7	7	Kevin TECHER	FRA	147.54	
8	8	Matt SHULL	USA	145.61	
9	13	Roman DUBSKY	SVK	143.25	
10	30	Leigh McCORMACK	AUS	141.62	
11	21	Lee BARRACLOUGH	NZL	137.67	
12	26	Christian WEBBER	DEN	137.43	
13	15	Petr MESTAK	CZE	137.04	
14	5	Eric PHILIPPE	FRA	136.74	
15	12	Nicolas COADIC	FRA	135.48	
16	29	Jakub SKLENKA	CZE	135.31	
17	16	Armando FATTORUSO	ITA	133.26	
18	34	Ivan SEMENYAKA	UKR	131.78	
19	18	Kai BUNKUS	GER	130.73	
20	17	Tobias KOCH	GER	130.28	
21	11	Justin PRICE	USA	124.62	
22	25	Mark RAHBANI	CZE	122.56	
23	32	Chris TEAGUE	RSA	121.42	
24	9	Curt BARTHOLOMEW	USA	114.24	
25	35	Robin JANDLE	USA	113.00	
26	4	Mario FATTORUSO	ITA	112.10	
27	23	Francesco ITALIA	ITA	103.37	
28	20	Stefan BURSTROM	SWE	99.55	
29	27	Max KOSSIDOWSKI	GER	95.84	
30	22	Gabor VEREBES	HUN	94.13	
31	28	Jeannie BARTHOLOMEW	USA	92.80	
32	19	Sebastian DRATWA	POL	91.37	
33	14	Jonas Landevaern KRISTENSEN	DEN	70.45	
34	6	Greg WINDMILLER	USA	0.00	ME


Timing and Results provided by  TISSOT



Start List

As of SAT 9 JUL 2022

Start Order	Bib	Name	Country Code
1	32	Chris TEAGUE	RSA
2	35	Robin JANDLE	USA
3	34	Ivan SEMENYAKA	UKR
4	33	Pablo HERNANDEZ	ESP
5	31	Nicholas BATSCH	USA
6	28	Jeannie BARTHOLOMEW	USA
7	29	Jakub SKLENKA	CZE
8	30	Leigh McCORMACK	AUS
9	27	Max KOSSIDOWSKI	GER
10	24	Travis MILLS	USA
11	26	Christian WEBBER	DEN
12	25	Mark RAHBANI	CZE
13	22	Gabor VEREBES	HUN
14	21	Lee BARRACLOUGH	NZL
15	20	Stefan BURSTROM	SWE
16	23	Francesco ITALIA	ITA
17	18	Kai BUNKUS	GER
18	17	Tobias KOCH	GER
19	19	Sebastian DRATWA	POL
20	16	Armando FATTORUSO	ITA
21	13	Roman DUBSKY	SVK
22	14	Jonas Landevaern KRISTENSEN	DEN
23	12	Nicolas COADIC	FRA
24	15	Petr MESTAK	CZE
25	9	Curt BARTHOLOMEW	USA
26	8	Matt SHULL	USA
27	11	Justin PRICE	USA
28	5	Eric PHILIPPE	FRA
29	6	Greg WINDMILLER	USA
30	7	Kevin TECHER	FRA
31	4	Mario FATTORUSO	ITA
32	1	Cedric VEIGA RIOS	FRA
33	3	Cornelia MIHAI	UAE
34	2	Abdulbari QUBAISI	UAE

Timing and Results provided by  TISSOT

AIRXCANOPY-----FNL-000300---C51 2.0

Report Created SAT 9 JUL 2022 13:33

Page 1 / 1






Results

As of SUN 10 JUL 2022

Rank	Bib	Name	Country Code	Free style Result	Remark
1	31	Nicholas BATSCH	USA	89.200	
2	27	Max KOSSIDOWSKI	GER	87.000	
3	5	Eric PHILIPPE	FRA	85.800	
4	24	Travis MILLS	USA	85.600	
5	26	Christian WEBBER	DEN	85.400	
6	18	Kai BUNKUS	GER	84.600	
7	17	Tobias KOCH	GER	83.200	
8	2	Abdulbari QUBAISI	UAE	83.000	
9	19	Sebastian DRATWA	POL	79.800	
10	16	Armando FATTORUSO	ITA	78.800	
11	32	Chris TEAGUE	RSA	78.400	
12	1	Cedric VEIGA RIOS	FRA	78.200	
13	8	Matt SHULL	USA	77.800	
14	20	Stefan BURSTROM	SWE	77.600	
15	13	Roman DUBSKY	SVK	76.400	
16	12	Nicolas COADIC	FRA	73.400	
17	30	Leigh McCORMACK	AUS	72.200	
18	9	Curt BARTHOLOMEW	USA	71.800	
19	29	Jakub SKLENKA	CZE	70.600	
20	3	Cornelia MIHAI	UAE	68.400	
21	34	Ivan SEMENYAKA	UKR	68.200	
22	25	Mark RAHBANI	CZE	66.800	
23	4	Mario FATTORUSO	ITA	65.800	
24	23	Francesco ITALIA	ITA	65.200	
25	21	Lee BARRACLOUGH	NZL	62.600	
26	14	Jonas Landevaern KRISTENSEN	DEN	59.600	
27	22	Gabor VEREBES	HUN	57.800	
28	7	Kevin TECHER	FRA	57.400	
29	33	Pablo HERNANDEZ	ESP	57.200	
30	35	Robin JANDLE	USA	57.000	
30	15	Petr MESTAK	CZE	57.000	
32	11	Justin PRICE	USA	55.800	
33	28	Jeannie BARTHOLOMEW	USA	55.200	
34	6	Greg WINDMILLER	USA	44.400	


Timing and Results provided by  TISSOT



Start List

As of SAT 9 JUL 2022

Start Order	Bib	Name	Country Code
1	32	Chris TEAGUE	RSA
2	35	Robin JANDLE	USA
3	34	Ivan SEMENYAKA	UKR
4	33	Pablo HERNANDEZ	ESP
5	31	Nicholas BATSCH	USA
6	28	Jeannie BARTHOLOMEW	USA
7	29	Jakub SKLENKA	CZE
8	30	Leigh McCORMACK	AUS
9	27	Max KOSSIDOWSKI	GER
10	24	Travis MILLS	USA
11	26	Christian WEBBER	DEN
12	25	Mark RAHBANI	CZE
13	22	Gabor VEREBES	HUN
14	21	Lee BARRACLOUGH	NZL
15	20	Stefan BURSTROM	SWE
16	23	Francesco ITALIA	ITA
17	18	Kai BUNKUS	GER
18	17	Tobias KOCH	GER
19	19	Sebastian DRATWA	POL
20	16	Armando FATTORUSO	ITA
21	13	Roman DUBSKY	SVK
22	14	Jonas Landevaern KRISTENSEN	DEN
23	12	Nicolas COADIC	FRA
24	15	Petr MESTAK	CZE
25	9	Curt BARTHOLOMEW	USA
26	8	Matt SHULL	USA
27	11	Justin PRICE	USA
28	5	Eric PHILIPPE	FRA
29	6	Greg WINDMILLER	USA
30	7	Kevin TECHER	FRA
31	4	Mario FATTORUSO	ITA
32	1	Cedric VEIGA RIOS	FRA
33	3	Cornelia MIHAI	UAE
34	2	Abdulbari QUBAISI	UAE

Timing and Results provided by  TISSOT

AIRXCANOPY-----FNL-000400---C51 1.0

Report Created SAT 9 JUL 2022 16:12

Page 1 / 1






Results

As of SAT 9 JUL 2022

Rank	Bib	Name	Country Code	Speed Result [s]	Remark
1	1	Cedric VEIGA RIOS	FRA	2.332	
2	11	Justin PRICE	USA	2.362	
3	7	Kevin TECHER	FRA	2.420	
4	12	Nicolas COADIC	FRA	2.454	
5	24	Travis MILLS	USA	2.458	
6	5	Eric PHILIPPE	FRA	2.498	
7	29	Jakub SKLENKA	CZE	2.519	
8	3	Cornelia MIHAI	UAE	2.556	
9	21	Lee BARRACLOUGH	NZL	2.573	
10	8	Matt SHULL	USA	2.576	
11	18	Kai BUNKUS	GER	2.593	
12	27	Max KOSSIDOWSKI	GER	2.599	
13	35	Robin JANDLE	USA	2.620	
14	19	Sebastian DRATWA	POL	2.633	
15	2	Abdulbari QUBAISI	UAE	2.647	
16	16	Armando FATTORUSO	ITA	2.674	
17	15	Petr MESTAK	CZE	2.683	
18	13	Roman DUBSKY	SVK	2.690	
19	17	Tobias KOCH	GER	2.715	
20	30	Leigh McCORMACK	AUS	2.747	
21	33	Pablo HERNANDEZ	ESP	2.759	
22	31	Nicholas BATSCH	USA	2.776	
23	34	Ivan SEMENYAKA	UKR	2.796	
24	20	Stefan BURSTROM	SWE	2.821	
25	25	Mark RAHBANI	CZE	2.825	
26	14	Jonas Landevaern KRISTENSEN	DEN	2.838	
27	32	Chris TEAGUE	RSA	2.871	
28	28	Jeannie BARTHOLOMEW	USA	2.893	
29	22	Gabor VEREBES	HUN	3.307	
30	6	Greg WINDMILLER	USA	10.000	OC NW
30	26	Christian WEBBER	DEN	10.000	CD
30	4	Mario FATTORUSO	ITA	10.000	OC
30	9	Curt BARTHOLOMEW	USA	10.000	OC VE
34	23	Francesco ITALIA	ITA		ME


Timing and Results provided by  TISSOT



Start List

As of SUN 10 JUL 2022

Start Order	Bib	Name	Country Code
1	31	Nicholas BATSCH	USA
2	28	Jeannie BARTHOLOMEW	USA
3	29	Jakub SKLENKA	CZE
4	30	Leigh McCORMACK	AUS
5	27	Max KOSSIDOWSKI	GER
6	24	Travis MILLS	USA
7	26	Christian WEBBER	DEN
8	25	Mark RAHBANI	CZE
9	22	Gabor VEREBES	HUN
10	21	Lee BARRACLOUGH	NZL
11	20	Stefan BURSTROM	SWE
12	23	Francesco ITALIA	ITA
13	18	Kai BUNKUS	GER
14	17	Tobias KOCH	GER
15	19	Sebastian DRATWA	POL
16	16	Armando FATTORUSO	ITA
17	13	Roman DUBSKY	SVK
18	14	Jonas Landevaern KRISTENSEN	DEN
19	12	Nicolas COADIC	FRA
20	15	Petr MESTAK	CZE
21	9	Curt BARTHOLOMEW	USA
22	8	Matt SHULL	USA
23	11	Justin PRICE	USA
24	5	Eric PHILIPPE	FRA
25	6	Greg WINDMILLER	USA
26	7	Kevin TECHER	FRA
27	4	Mario FATTORUSO	ITA
28	1	Cedric VEIGA RIOS	FRA
29	3	Cornelia MIHAI	UAE
30	2	Abdulbari QUBAISI	UAE
31	32	Chris TEAGUE	RSA
32	35	Robin JANDLE	USA
33	34	Ivan SEMENYAKA	UKR
34	33	Pablo HERNANDEZ	ESP

Timing and Results provided by  TISSOT

AIRXCANOPY-----FNL-000500---_C51 1.0

Report Created SUN 10 JUL 2022 9:10

Page 1 / 1






Results

As of MON 11 JUL 2022

Rank	Bib	Name	Country Code	Distance Result [m]	Remark
1	31	Nicholas BATSCH	USA	176.60	
2	3	Cornelia MIHAI	UAE	162.14	
3	2	Abdulbari QUBAISI	UAE	156.07	
4	1	Cedric VEIGA RIOS	FRA	148.82	
5	33	Pablo HERNANDEZ	ESP	146.69	
6	7	Kevin TECHER	FRA	142.13	
7	30	Leigh McCORMACK	AUS	141.59	
8	9	Curt BARTHOLOMEW	USA	140.13	
9	5	Eric PHILIPPE	FRA	137.66	
10	27	Max KOSSIDOWSKI	GER	131.45	
11	32	Chris TEAGUE	RSA	128.41	
12	12	Nicolas COADIC	FRA	127.71	
13	24	Travis MILLS	USA	126.99	
14	19	Sebastian DRATWA	POL	125.28	
15	26	Christian WEBBER	DEN	124.48	
16	17	Tobias KOCH	GER	123.79	
17	13	Roman DUBSKY	SVK	122.64	
18	28	Jeannie BARTHOLOMEW	USA	121.83	
19	25	Mark RAHBANI	CZE	121.45	
20	35	Robin JANDLE	USA	111.69	
21	34	Ivan SEMENYAKA	UKR	111.40	
22	14	Jonas Landevaern KRISTENSEN	DEN	109.85	
23	18	Kai BUNKUS	GER	109.80	
24	22	Gabor VEREBES	HUN	104.98	
25	20	Stefan BURSTROM	SWE	102.48	
26	15	Petr MESTAK	CZE	97.95	
27	21	Lee BARRACLOUGH	NZL	95.68	
28	29	Jakub SKLENKA	CZE	91.45	
29	11	Justin PRICE	USA	72.05	
30	23	Francesco ITALIA	ITA	69.00	
31	6	Greg WINDMILLER	USA	59.49	
32	8	Matt SHULL	USA	50.22	
33	4	Mario FATTORUSO	ITA	32.00	
34	16	Armando FATTORUSO	ITA	1.00	


Timing and Results provided by  TISSOT



Start List

As of SUN 10 JUL 2022

Start Order	Bib	Name	Country Code
1	31	Nicholas BATSCH	USA
2	28	Jeannie BARTHOLOMEW	USA
3	29	Jakub SKLENKA	CZE
4	30	Leigh McCORMACK	AUS
5	27	Max KOSSIDOWSKI	GER
6	24	Travis MILLS	USA
7	26	Christian WEBBER	DEN
8	25	Mark RAHBANI	CZE
9	22	Gabor VEREBES	HUN
10	21	Lee BARRACLOUGH	NZL
11	20	Stefan BURSTROM	SWE
12	23	Francesco ITALIA	ITA
13	1	Cedric VEIGA RIOS	FRA
14	3	Cornelia MIHAI	UAE
15	2	Abdulbari QUBAISI	UAE
16	18	Kai BUNKUS	GER
17	17	Tobias KOCH	GER
18	19	Sebastian DRATWA	POL
19	16	Armando FATTORUSO	ITA
20	13	Roman DUBSKY	SVK
21	14	Jonas Landevaern KRISTENSEN	DEN
22	12	Nicolas COADIC	FRA
23	15	Petr MESTAK	CZE
24	9	Curt BARTHOLOMEW	USA
25	8	Matt SHULL	USA
26	11	Justin PRICE	USA
27	5	Eric PHILIPPE	FRA
28	6	Greg WINDMILLER	USA
29	7	Kevin TECHER	FRA
30	4	Mario FATTORUSO	ITA
31	32	Chris TEAGUE	RSA
32	35	Robin JANDLE	USA
33	34	Ivan SEMENYAKA	UKR
34	33	Pablo HERNANDEZ	ESP

Timing and Results provided by  TISSOT

AIRXCANOPY-----FNL-000600---_C51 2.0

Report Created SUN 10 JUL 2022 19:24

Page 1 / 1






Results

As of MON 11 JUL 2022

Rank	Bib Name	Country Code	Free style Result	Remark
1	31 Nicholas BATSCH	USA	88.600	
2	26 Christian WEBBER	DEN	86.800	
3	1 Cedric VEIGA RIOS	FRA	86.600	
4	5 Eric PHILIPPE	FRA	86.000	
5	2 Abdulbari QUBAISI	UAE	82.800	
6	27 Max KOSSIDOWSKI	GER	82.400	
7	11 Justin PRICE	USA	81.800	
8	33 Pablo HERNANDEZ	ESP	81.200	
9	34 Ivan SEMENYAKA	UKR	80.400	
10	32 Chris TEAGUE	RSA	78.400	
11	29 Jakub SKLENKA	CZE	76.200	
12	24 Travis MILLS	USA	75.200	
13	28 Jeannie BARTHOLOMEW	USA	75.000	
14	21 Lee BARRACLOUGH	NZL	74.600	
15	13 Roman DUBSKY	SVK	73.200	
16	3 Cornelia MIHAI	UAE	73.000	
17	12 Nicolas COADIC	FRA	71.800	
18	7 Kevin TECHER	FRA	69.000	
19	4 Mario FATTORUSO	ITA	67.400	
20	30 Leigh McCORMACK	AUS	66.200	
21	25 Mark RAHBANI	CZE	65.200	
22	6 Greg WINDMILLER	USA	65.000	
23	20 Stefan BURSTROM	SWE	62.000	
24	15 Petr MESTAK	CZE	61.400	
25	17 Tobias KOCH	GER	59.400	
26	35 Robin JANDLE	USA	57.000	
27	23 Francesco ITALIA	ITA	56.800	
28	22 Gabor VEREBES	HUN	56.400	
29	14 Jonas Landevaern KRISTENSEN	DEN	36.000	
30	16 Armando FATTORUSO	ITA	26.000	
31	18 Kai BUNKUS	GER	7.400	
32	8 Matt SHULL	USA	1.000	
32	9 Curt BARTHOLOMEW	USA	1.000	
32	19 Sebastian DRATWA	POL	1.000	


Timing and Results provided by  TISSOT



Start List

As of MON 11 JUL 2022

Start Order	Bib	Name	Country Code
1	27	Max KOSSIDOWSKI	GER
2	24	Travis MILLS	USA
3	26	Christian WEBBER	DEN
4	25	Mark RAHBANI	CZE
5	22	Gabor VEREBES	HUN
6	21	Lee BARRACLOUGH	NZL
7	20	Stefan BURSTROM	SWE
8	23	Francesco ITALIA	ITA
9	18	Kai BUNKUS	GER
10	17	Tobias KOCH	GER
11	19	Sebastian DRATWA	POL
12	16	Armando FATTORUSO	ITA
13	13	Roman DUBSKY	SVK
14	14	Jonas Landevaern KRISTENSEN	DEN
15	12	Nicolas COADIC	FRA
16	15	Petr MESTAK	CZE
17	9	Curt BARTHOLOMEW	USA
18	8	Matt SHULL	USA
19	11	Justin PRICE	USA
20	5	Eric PHILIPPE	FRA
21	6	Greg WINDMILLER	USA
22	7	Kevin TECHER	FRA
23	4	Mario FATTORUSO	ITA
24	1	Cedric VEIGA RIOS	FRA
25	3	Cornelia MIHAI	UAE
26	2	Abdulbari QUBAISI	UAE
27	32	Chris TEAGUE	RSA
28	35	Robin JANDLE	USA
29	34	Ivan SEMENYAKA	UKR
30	33	Pablo HERNANDEZ	ESP
31	31	Nicholas BATSCH	USA
32	28	Jeannie BARTHOLOMEW	USA
33	29	Jakub SKLENKA	CZE
34	30	Leigh McCORMACK	AUS

Timing and Results provided by  TISSOT






Results

As of MON 11 JUL 2022

Rank	Bib	Name	Country Code	Accuracy Result	Remark
1	13	Roman DUBSKY	SVK	100	
2	28	Jeannie BARTHOLOMEW	USA	96	
3	7	Kevin TECHER	FRA	91	
4	1	Cedric VEIGA RIOS	FRA	88	
4	9	Curt BARTHOLOMEW	USA	88	
6	5	Eric PHILIPPE	FRA	86	
7	31	Nicholas BATSCH	USA	84	
7	2	Abdulbari QUBAISI	UAE	84	
7	4	Mario FATTORUSO	ITA	84	
7	33	Pablo HERNANDEZ	ESP	84	
11	11	Justin PRICE	USA	81	
12	29	Jakub SKLENKA	CZE	77	
12	26	Christian WEBBER	DEN	77	
12	20	Stefan BURSTROM	SWE	77	
15	27	Max KOSSIDOWSKI	GER	74	
16	30	Leigh McCORMACK	AUS	69	
16	15	Petr MESTAK	CZE	69	
16	16	Armando FATTORUSO	ITA	69	
19	12	Nicolas COADIC	FRA	65	
19	18	Kai BUNKUS	GER	65	
19	32	Chris TEAGUE	RSA	65	
19	24	Travis MILLS	USA	65	
23	14	Jonas Landevaern KRISTENSEN	DEN	61	
23	23	Francesco ITALIA	ITA	61	
25	21	Lee BARRACLOUGH	NZL	59	
26	8	Matt SHULL	USA	58	
27	6	Greg WINDMILLER	USA	56	
28	17	Tobias KOCH	GER	51	
29	25	Mark RAHBANI	CZE	45	
30	3	Cornelia MIHAI	UAE	38	
31	22	Gabor VEREBES	HUN	35	
32	34	Ivan SEMENYAKA	UKR	24	
33	19	Sebastian DRATWA	POL	22	
34	35	Robin JANDLE	USA		1 OC


Timing and Results provided by  TISSOT



Start List

As of MON 11 JUL 2022

Start Order	Bib	Name	Country Code
1	27	Max KOSSIDOWSKI	GER
2	24	Travis MILLS	USA
3	26	Christian WEBBER	DEN
4	25	Mark RAHBANI	CZE
5	22	Gabor VEREBES	HUN
6	21	Lee BARRACLOUGH	NZL
7	20	Stefan BURSTROM	SWE
8	23	Francesco ITALIA	ITA
9	18	Kai BUNKUS	GER
10	17	Tobias KOCH	GER
11	19	Sebastian DRATWA	POL
12	16	Armando FATTORUSO	ITA
13	13	Roman DUBSKY	SVK
14	14	Jonas Landevaern KRISTENSEN	DEN
15	12	Nicolas COADIC	FRA
16	15	Petr MESTAK	CZE
17	9	Curt BARTHOLOMEW	USA
18	8	Matt SHULL	USA
19	11	Justin PRICE	USA
20	5	Eric PHILIPPE	FRA
21	6	Greg WINDMILLER	USA
22	7	Kevin TECHER	FRA
23	4	Mario FATTORUSO	ITA
24	1	Cedric VEIGA RIOS	FRA
25	3	Cornelia MIHAI	UAE
26	2	Abdulbari QUBAISI	UAE
27	32	Chris TEAGUE	RSA
28	35	Robin JANDLE	USA
29	34	Ivan SEMENYAKA	UKR
30	33	Pablo HERNANDEZ	ESP
31	31	Nicholas BATSCH	USA
32	28	Jeannie BARTHOLOMEW	USA
33	29	Jakub SKLENKA	CZE
34	30	Leigh McCORMACK	AUS

Timing and Results provided by  TISSOT

AIRXCANOPY-----FNL-000800--_C51 2.0

Report Created MON 11 JUL 2022 12:53

Page 1 / 1






Results

As of MON 11 JUL 2022

Rank	Bib Name	Country Code	Speed Result [s]	Remark
1	9 Curt BARTHOLOMEW	USA	2.492	
2	1 Cedric VEIGA RIOS	FRA	2.674	
3	18 Kai BUNKUS	GER	2.717	
4	11 Justin PRICE	USA	2.766	
5	24 Travis MILLS	USA	2.772	
6	3 Cornelia MIHAI	UAE	2.804	
7	33 Pablo HERNANDEZ	ESP	2.824	
8	17 Tobias KOCH	GER	2.838	
9	8 Matt SHULL	USA	2.862	
10	19 Sebastian DRATWA	POL	2.882	
11	16 Armando FATTORUSO	ITA	2.893	
12	4 Mario FATTORUSO	ITA	2.909	
13	2 Abdulbari QUBAISI	UAE	2.936	
14	6 Greg WINDMILLER	USA	2.993	
15	5 Eric PHILIPPE	FRA	2.994	
16	32 Chris TEAGUE	RSA	3.053	
17	12 Nicolas COADIC	FRA	3.089	
18	34 Ivan SEMENYAKA	UKR	3.107	
19	35 Robin JANDLE	USA	3.113	
20	7 Kevin TECHER	FRA	3.158	
21	13 Roman DUBSKY	SVK	3.251	
22	29 Jakub SKLENKA	CZE	3.260	
23	27 Max KOSSIDOWSKI	GER	3.299	
23	23 Francesco ITALIA	ITA	3.299	
25	30 Leigh McCORMACK	AUS	3.501	
26	14 Jonas Landevaern KRISTENSEN	DEN	3.602	
27	25 Mark RAHBANI	CZE	3.867	
28	28 Jeannie BARTHOLOMEW	USA	4.046	
29	26 Christian WEBBER	DEN	4.414	
30	22 Gabor VEREBES	HUN	10.000 VE	
30	21 Lee BARRACLOUGH	NZL	10.000 OC	
30	31 Nicholas BATSCH	USA	10.000 VE	
30	20 Stefan BURSTROM	SWE	10.000 NW	
34	15 Petr MESTAK	CZE	ME	

Timing and Results provided by  TISSOT






Start List

As of MON 11 JUL 2022

Start Order	Bib	Name	Country Code
1	27	Max KOSSIDOWSKI	GER
2	24	Travis MILLS	USA
3	26	Christian WEBBER	DEN
4	25	Mark RAHBANI	CZE
5	22	Gabor VEREBES	HUN
6	21	Lee BARRACLOUGH	NZL
7	20	Stefan BURSTROM	SWE
8	23	Francesco ITALIA	ITA
9	18	Kai BUNKUS	GER
10	17	Tobias KOCH	GER
11	19	Sebastian DRATWA	POL
12	16	Armando FATTORUSO	ITA
13	13	Roman DUBSKY	SVK
14	14	Jonas Landevaern KRISTENSEN	DEN
15	12	Nicolas COADIC	FRA
16	15	Petr MESTAK	CZE
17	9	Curt BARTHOLOMEW	USA
18	8	Matt SHULL	USA
19	11	Justin PRICE	USA
20	5	Eric PHILIPPE	FRA
21	6	Greg WINDMILLER	USA
22	7	Kevin TECHER	FRA
23	4	Mario FATTORUSO	ITA
24	32	Chris TEAGUE	RSA
25	35	Robin JANDLE	USA
26	34	Ivan SEMENYAKA	UKR
27	33	Pablo HERNANDEZ	ESP
28	31	Nicholas BATSCH	USA
29	28	Jeannie BARTHOLOMEW	USA
30	29	Jakub SKLENKA	CZE
31	30	Leigh McCORMACK	AUS
32	1	Cedric VEIGA RIOS	FRA
33	3	Cornelia MIHAI	UAE
34	2	Abdulbari QUBAISI	UAE

Timing and Results provided by  TISSOT

AIRXCANOPY-----FNL-000900--_C51 2.0

Report Created MON 11 JUL 2022 15:47

Page 1 / 1






Results

As of MON 11 JUL 2022

Rank	Bib	Name	Country Code	Distance Result [m]	Remark
1	31	Nicholas BATSCH	USA	146.34	
2	7	Kevin TECHER	FRA	143.21	
3	5	Eric PHILIPPE	FRA	138.87	
4	3	Cornelia MIHAI	UAE	136.54	
5	1	Cedric VEIGA RIOS	FRA	128.66	
6	2	Abdulbari QUBAISI	UAE	127.56	
7	35	Robin JANDLE	USA	125.11	
8	29	Jakub SKLENKA	CZE	121.77	
9	33	Pablo HERNANDEZ	ESP	120.28	
10	30	Leigh McCORMACK	AUS	119.97	
11	4	Mario FATTORUSO	ITA	116.65	
12	20	Stefan BURSTROM	SWE	116.39	
13	32	Chris TEAGUE	RSA	115.23	
14	16	Armando FATTORUSO	ITA	114.74	
15	9	Curt BARTHOLOMEW	USA	113.45	
16	13	Roman DUBSKY	SVK	111.88	
17	15	Petr MESTAK	CZE	111.64	
18	8	Matt SHULL	USA	111.36	
19	11	Justin PRICE	USA	110.12	
20	12	Nicolas COADIC	FRA	110.07	
21	27	Max KOSSIDOWSKI	GER	108.60	
22	17	Tobias KOCH	GER	107.86	
23	24	Travis MILLS	USA	107.15	
24	22	Gabor VEREBES	HUN	105.33	
25	25	Mark RAHBANI	CZE	103.95	
26	28	Jeannie BARTHOLOMEW	USA	103.52	
27	34	Ivan SEMENYAKA	UKR	97.93	
28	19	Sebastian DRATWA	POL	89.03	
29	23	Francesco ITALIA	ITA	87.35	
30	26	Christian WEBBER	DEN	81.65	
31	18	Kai BUNKUS	GER	80.00	
32	21	Lee BARRACLOUGH	NZL	65.61	
33	14	Jonas Landevaern KRISTENSEN	DEN	33.30	
34	6	Greg WINDMILLER	USA	0.00	ME


Timing and Results provided by  TISSOT



Start List

As of MON 11 JUL 2022

Start Order	Bib	Name	Country Code
1	27	Max KOSSIDOWSKI	GER
2	24	Travis MILLS	USA
3	26	Christian WEBBER	DEN
4	25	Mark RAHBANI	CZE
5	22	Gabor VEREBES	HUN
6	21	Lee BARRACLOUGH	NZL
7	20	Stefan BURSTROM	SWE
8	23	Francesco ITALIA	ITA
9	18	Kai BUNKUS	GER
10	17	Tobias KOCH	GER
11	19	Sebastian DRATWA	POL
12	16	Armando FATTORUSO	ITA
13	13	Roman DUBSKY	SVK
14	14	Jonas Landevaern KRISTENSEN	DEN
15	12	Nicolas COADIC	FRA
16	15	Petr MESTAK	CZE
17	9	Curt BARTHOLOMEW	USA
18	8	Matt SHULL	USA
19	11	Justin PRICE	USA
20	5	Eric PHILIPPE	FRA
21	6	Greg WINDMILLER	USA
22	7	Kevin TECHER	FRA
23	4	Mario FATTORUSO	ITA
24	1	Cedric VEIGA RIOS	FRA
25	3	Cornelia MIHAI	UAE
26	2	Abdulbari QUBAISI	UAE
27	32	Chris TEAGUE	RSA
28	35	Robin JANDLE	USA
29	34	Ivan SEMENYAKA	UKR
30	33	Pablo HERNANDEZ	ESP
31	31	Nicholas BATSCH	USA
32	28	Jeannie BARTHOLOMEW	USA
33	29	Jakub SKLENKA	CZE
34	30	Leigh McCORMACK	AUS

Timing and Results provided by  TISSOT

AIRXCANOPY-----FNL-001000--C51 1.0

Report Created MON 11 JUL 2022 14:49

Page 1 / 1






Results

As of TUE 12 JUL 2022

Rank	Bib Name	Country Code	Free style Result	Remark
1	30 Leigh McCORMACK	AUS	79.100	
2	27 Max KOSSIDOWSKI	GER	76.500	
3	28 Jeannie BARTHOLOMEW	USA	71.300	
4	2 Abdulbari QUBAISI	UAE	67.700	
5	9 Curt BARTHOLOMEW	USA	66.900	
6	32 Chris TEAGUE	RSA	66.200	
7	31 Nicholas BATSCH	USA	65.900	
8	29 Jakub SKLENKA	CZE	63.100	
9	4 Mario FATTORUSO	ITA	61.900	
10	33 Pablo HERNANDEZ	ESP	58.800	
11	16 Armando FATTORUSO	ITA	57.500	
12	24 Travis MILLS	USA	49.100	
13	1 Cedric VEIGA RIOS	FRA	46.400	
14	26 Christian WEBBER	DEN	46.200	
15	3 Cornelia MIHAI	UAE	40.500	
16	35 Robin JANDLE	USA	40.400	
17	17 Tobias KOCH	GER	39.500	
18	13 Roman DUBSKY	SVK	37.800	
19	7 Kevin TECHER	FRA	33.800	
20	11 Justin PRICE	USA	29.700	
21	22 Gabor VEREBES	HUN	26.400	
22	6 Greg WINDMILLER	USA	1.000	
22	34 Ivan SEMENYAKA	UKR	1.000	
22	12 Nicolas COADIC	FRA	1.000	
22	15 Petr MESTAK	CZE	1.000	
22	5 Eric PHILIPPE	FRA	1.000	
22	21 Lee BARRACLOUGH	NZL	1.000	
22	8 Matt SHULL	USA	1.000	
22	18 Kai BUNKUS	GER	1.000	
22	14 Jonas Landevaern KRISTENSEN	DEN	1.000	
22	25 Mark RAHBANI	CZE	1.000	
22	20 Stefan BURSTROM	SWE	1.000	
22	19 Sebastian DRATWA	POL	1.000	
34	23 Francesco ITALIA	ITA	0.000	


Timing and Results provided by  TISSOT



Start List

As of TUE 12 JUL 2022

Start Order	Bib	Name	Country Code
1	22	Gabor VEREBES	HUN
2	21	Lee BARRACLOUGH	NZL
3	20	Stefan BURSTROM	SWE
4	23	Francesco ITALIA	ITA
5	18	Kai BUNKUS	GER
6	17	Tobias KOCH	GER
7	19	Sebastian DRATWA	POL
8	16	Armando FATTORUSO	ITA
9	13	Roman DUBSKY	SVK
10	14	Jonas Landevaern KRISTENSEN	DEN
11	12	Nicolas COADIC	FRA
12	15	Petr MESTAK	CZE
13	9	Curt BARTHOLOMEW	USA
14	8	Matt SHULL	USA
15	11	Justin PRICE	USA
16	5	Eric PHILIPPE	FRA
17	6	Greg WINDMILLER	USA
18	7	Kevin TECHER	FRA
19	4	Mario FATTORUSO	ITA
20	1	Cedric VEIGA RIOS	FRA
21	3	Cornelia MIHAI	UAE
22	2	Abdulbari QUBAISI	UAE
23	32	Chris TEAGUE	RSA
24	35	Robin JANDLE	USA
25	34	Ivan SEMENYAKA	UKR
26	33	Pablo HERNANDEZ	ESP
27	31	Nicholas BATSCH	USA
28	28	Jeannie BARTHOLOMEW	USA
29	29	Jakub SKLENKA	CZE
30	30	Leigh McCORMACK	AUS
31	27	Max KOSSIDOWSKI	GER
32	24	Travis MILLS	USA
33	26	Christian WEBBER	DEN
34	25	Mark RAHBANI	CZE

Timing and Results provided by  **TISSOT**

AIRXCANOPY-----FNL-001100--_C51 2.0

Report Created TUE 12 JUL 2022 9:14

Page 1 / 1






Results

As of TUE 12 JUL 2022

Rank	Bib	Name	Country Code	Accuracy Result	Remark
1	13	Roman DUBSKY	SVK	98	
2	3	Cornelia MIHAI	UAE	91	
2	1	Cedric VEIGA RIOS	FRA	91	
2	12	Nicolas COADIC	FRA	91	
2	31	Nicholas BATSCH	USA	91	
2	2	Abdulbari QUBAISI	UAE	91	
7	26	Christian WEBBER	DEN	86	
8	30	Leigh McCORMACK	AUS	84	
8	9	Curt BARTHOLOMEW	USA	84	
8	33	Pablo HERNANDEZ	ESP	84	
8	23	Francesco ITALIA	ITA	84	
12	35	Robin JANDLE	USA	81	
12	7	Kevin TECHER	FRA	81	
12	5	Eric PHILIPPE	FRA	81	
12	32	Chris TEAGUE	RSA	81	
12	24	Travis MILLS	USA	81	
12	28	Jeannie BARTHOLOMEW	USA	81	
18	19	Sebastian DRATWA	POL	75	
19	16	Armando FATTORUSO	ITA	74	
19	4	Mario FATTORUSO	ITA	74	
21	29	Jakub SKLENKA	CZE	69	
21	20	Stefan BURSTROM	SWE	69	
23	17	Tobias KOCH	GER	67	
23	22	Gabor VEREBES	HUN	67	
25	11	Justin PRICE	USA	65	
25	18	Kai BUNKUS	GER	65	
27	8	Matt SHULL	USA	61	
28	6	Greg WINDMILLER	USA	59	
28	21	Lee BARRACLOUGH	NZL	59	
30	14	Jonas Landevaern KRISTENSEN	DEN	56	
31	34	Ivan SEMENYAKA	UKR	55	
32	25	Mark RAHBANI	CZE	44	
33	27	Max KOSSIDOWSKI	GER	43	
34	15	Petr MESTAK	CZE	16	


Timing and Results provided by  TISSOT



Start List

As of TUE 12 JUL 2022

Start Order	Bib	Name	Country Code
1	22	Gabor VEREBES	HUN
2	21	Lee BARRACLOUGH	NZL
3	20	Stefan BURSTROM	SWE
4	23	Francesco ITALIA	ITA
5	18	Kai BUNKUS	GER
6	17	Tobias KOCH	GER
7	19	Sebastian DRATWA	POL
8	16	Armando FATTORUSO	ITA
9	13	Roman DUBSKY	SVK
10	14	Jonas Landevaern KRISTENSEN	DEN
11	12	Nicolas COADIC	FRA
12	15	Petr MESTAK	CZE
13	9	Curt BARTHOLOMEW	USA
14	8	Matt SHULL	USA
15	11	Justin PRICE	USA
16	5	Eric PHILIPPE	FRA
17	6	Greg WINDMILLER	USA
18	7	Kevin TECHER	FRA
19	4	Mario FATTORUSO	ITA
20	1	Cedric VEIGA RIOS	FRA
21	3	Cornelia MIHAI	UAE
22	2	Abdulbari QUBAISI	UAE
23	32	Chris TEAGUE	RSA
24	35	Robin JANDLE	USA
25	34	Ivan SEMENYAKA	UKR
26	33	Pablo HERNANDEZ	ESP
27	31	Nicholas BATSCH	USA
28	28	Jeannie BARTHOLOMEW	USA
29	29	Jakub SKLENKA	CZE
30	30	Leigh McCORMACK	AUS
31	27	Max KOSSIDOWSKI	GER
32	24	Travis MILLS	USA
33	26	Christian WEBBER	DEN
34	25	Mark RAHBANI	CZE

Timing and Results provided by  **TISSOT**

AIRXCANOPY-----FNL-001200--_C51 2.0

Report Created TUE 12 JUL 2022 9:15

Page 1 / 1



Results

As of TUE 12 JUL 2022

Rank	Bib	Name	Country Code	Speed Result [s]	Remark
1	31	Nicholas BATSCH	USA	2.590	
2	24	Travis MILLS	USA	2.628	
3	4	Mario FATTORUSO	ITA	2.777	
4	3	Cornelia MIHAI	UAE	2.813	
5	29	Jakub SKLENKA	CZE	2.817	
6	21	Lee BARRACLOUGH	NZL	2.828	
7	1	Cedric VEIGA RIOS	FRA	2.836	
8	7	Kevin TECHER	FRA	2.897	
9	12	Nicolas COADIC	FRA	2.911	
10	5	Eric PHILIPPE	FRA	2.932	
11	2	Abdulbari QUBAISI	UAE	2.934	
12	33	Pablo HERNANDEZ	ESP	2.944	
13	13	Roman DUBSKY	SVK	2.960	
14	8	Matt SHULL	USA	3.002	
15	6	Greg WINDMILLER	USA	3.003	
16	27	Max KOSSIDOWSKI	GER	3.015	
17	17	Tobias KOCH	GER	3.030	
18	16	Armando FATTORUSO	ITA	3.060	
19	18	Kai BUNKUS	GER	3.087	
20	30	Leigh McCORMACK	AUS	3.112	
21	26	Christian WEBBER	DEN	3.145	
22	25	Mark RAHBANI	CZE	3.200	
23	32	Chris TEAGUE	RSA	3.254	
24	22	Gabor VEREBES	HUN	3.275	
25	14	Jonas Landevaern KRISTENSEN	DEN	3.350	
26	35	Robin JANDLE	USA	3.361	
27	34	Ivan SEMENYAKA	UKR	3.363	
28	15	Petr MESTAK	CZE	3.392	
29	28	Jeannie BARTHOLOMEW	USA	3.459	
30	20	Stefan BURSTROM	SWE	3.587	
31	23	Francesco ITALIA	ITA	3.684	
32	11	Justin PRICE	USA	10.000	VE
32	9	Curt BARTHOLOMEW	USA	10.000	VE
32	19	Sebastian DRATWA	POL	10.000	NW

Timing and Results provided by  TISSOT



Archery





5	Archery	144
5.1	Table of Contents	145
5.2	Competition Schedule	156
5.3	Entry List by Country	158
5.4	Medallists by Event	161
5.5	Medal Standings	162
5.6	Men's Barebow	163
5.6.1	Entry List by Event	164
5.6.2	Brackets	165
5.6.3	Medallists	166
5.6.4	Finals	167
5.6.4.1	Bronze Medal Match #11	167
5.6.4.1.1	Start List USA - GER	167
5.6.4.1.2	Results USA - GER	168
5.6.4.2	Gold Medal Match #12	169
5.6.4.2.1	Start List SWE - SWE	169
5.6.4.2.2	Results SWE - SWE	170
5.6.5	Semifinals	171
5.6.5.1	Match #9	171
5.6.5.1.1	Start List SWE - USA	171
5.6.5.1.2	Results SWE - USA	172
5.6.5.2	Match #10	173
5.6.5.2.1	Start List GER - SWE	173
5.6.5.2.2	Results GER - SWE	174
5.6.6	Elimination - Pool B	175
5.6.6.1	Match #2	175
5.6.6.1.1	Start List NOR - AUT	175
5.6.6.1.2	Results NOR - AUT	176
5.6.6.2	Match #4	177
5.6.6.2.1	Start List AUT - GBR	177
5.6.6.2.2	Results AUT - GBR	178
5.6.6.3	Match #6	179
5.6.6.3.1	Start List AUT - ITA	179
5.6.6.3.2	Results AUT - ITA	180
5.6.6.4	Match #8	181
5.6.6.4.1	Start List ITA - GER	181
5.6.6.4.2	Results ITA - GER	182

5.6.7	Elimination - Pool A	183
5.6.7.1	Match #1	183
5.6.7.1.1	Start List USA - SLO	183
5.6.7.1.2	Results USA - SLO	184
5.6.7.2	Match #3	185
5.6.7.2.1	Start List HUN - USA	185
5.6.7.2.2	Results HUN - USA	186
5.6.7.3	Match #5	187
5.6.7.3.1	Start List FRA - USA	187
5.6.7.3.2	Results FRA - USA	188
5.6.7.4	Match #7	189
5.6.7.4.1	Start List ESP - USA	189
5.6.7.4.2	Results ESP - USA	190
5.6.8	Exhibition Match	191
5.6.8.1	Start List SWE - SWE	191
5.6.8.2	Results SWE - SWE	192
5.6.9	Qualification	193
5.6.9.1	Unmarked	193
5.6.9.1.1	Start List	193
5.6.9.1.2	Results	194
5.6.9.2	Marked	195
5.6.9.2.1	Start List	195
5.6.9.2.2	Results	196
5.7	Men's Compound	197
5.7.1	Entry List by Event	198
5.7.2	Brackets	200
5.7.3	Medallists	201
5.7.4	Finals	202
5.7.4.1	Bronze Medal Match #31	202
5.7.4.1.1	Start List IND - CAN	202
5.7.4.1.2	Results IND - CAN	203
5.7.4.2	Gold Medal Match #32	204
5.7.4.2.1	Start List FRA - MEX	204
5.7.4.2.2	Results FRA - MEX	205
5.7.5	Semifinals	206
5.7.5.1	Match #29	206
5.7.5.1.1	Start List IND - FRA	206
5.7.5.1.2	Results IND - FRA	207
5.7.5.2	Match #30	208
5.7.5.2.1	Start List MEX - CAN	208
5.7.5.2.2	Results MEX - CAN	209
5.7.6	Quarterfinals	210
5.7.6.1	Match #25	210
5.7.6.1.1	Start List NED - IND	210

5.7.6.1.2	Results NED - IND	211
5.7.6.2	Match #26	212
5.7.6.2.1	Start List SVK - FRA	212
5.7.6.2.2	Results SVK - FRA	213
5.7.6.3	Match #27	214
5.7.6.3.1	Start List ESA - MEX	214
5.7.6.3.2	Results ESA - MEX	215
5.7.6.4	Match #28	216
5.7.6.4.1	Start List POL - CAN	216
5.7.6.4.2	Results POL - CAN	217
5.7.7	Round of 16	218
5.7.7.1	Match #17	218
5.7.7.1.1	Start List NED - KOR	218
5.7.7.1.2	Results NED - KOR	219
5.7.7.2	Match #18	220
5.7.7.2.1	Start List IND - EST	220
5.7.7.2.2	Results IND - EST	221
5.7.7.3	Match #19	222
5.7.7.3.1	Start List SVK - FRA	222
5.7.7.3.2	Results SVK - FRA	223
5.7.7.4	Match #20	224
5.7.7.4.1	Start List IND - FRA	224
5.7.7.4.2	Results IND - FRA	225
5.7.7.5	Match #21	226
5.7.7.5.1	Start List ESA - DEN	226
5.7.7.5.2	Results ESA - DEN	227
5.7.7.6	Match #22	228
5.7.7.6.1	Start List USA - MEX	228
5.7.7.6.2	Results USA - MEX	229
5.7.7.7	Match #23	230
5.7.7.7.1	Start List AUT - POL	230
5.7.7.7.2	Results AUT - POL	231
5.7.7.8	Match #24	232
5.7.7.8.1	Start List USA - CAN	232
5.7.7.8.2	Results USA - CAN	233
5.7.8	Round of 32	234
5.7.8.1	Match #2	234
5.7.8.1.1	Start List KOR - AUS	234
5.7.8.1.2	Results KOR - AUS	235
5.7.8.2	Match #3	236
5.7.8.2.1	Start List IND - USA	236
5.7.8.2.2	Results IND - USA	237
5.7.8.3	Match #4	238
5.7.8.3.1	Start List RSA - EST	238

5.7.8.3.2	Results RSA - EST	239
5.7.8.4	Match #6	240
5.7.8.4.1	Start List KAZ - FRA	240
5.7.8.4.2	Results KAZ - FRA	241
5.7.8.5	Match #7	242
5.7.8.5.1	Start List COL - IND	242
5.7.8.5.2	Results COL - IND	243
5.7.8.6	Match #10	244
5.7.8.6.1	Start List KOR - DEN	244
5.7.8.6.2	Results KOR - DEN	245
5.7.8.7	Match #11	246
5.7.8.7.1	Start List USA - NZL	246
5.7.8.7.2	Results USA - NZL	247
5.7.8.8	Match #14	248
5.7.8.8.1	Start List RSA - POL	248
5.7.8.8.2	Results RSA - POL	249
5.7.8.9	Match #15	250
5.7.8.9.1	Start List USA - GER	250
5.7.8.9.2	Results USA - GER	251
5.7.9	Qualification	252
5.7.9.1	Start List	252
5.7.9.2	Results	253
5.8	Men's Recurve	254
5.8.1	Entry List by Event	255
5.8.2	Brackets	256
5.8.3	Medallists	257
5.8.4	Finals	258
5.8.4.1	Bronze Medal Match #11	258
5.8.4.1.1	Start List GBR - ITA	258
5.8.4.1.2	Results GBR - ITA	259
5.8.4.2	Gold Medal Match #12	260
5.8.4.2.1	Start List USA - GER	260
5.8.4.2.2	Results USA - GER	261
5.8.5	Semifinals	262
5.8.5.1	Match #9	262
5.8.5.1.1	Start List USA - GBR	262
5.8.5.1.2	Results USA - GBR	263
5.8.5.2	Match #10	264
5.8.5.2.1	Start List ITA - GER	264
5.8.5.2.2	Results ITA - GER	265
5.8.6	Elimination - Pool B	266
5.8.6.1	Match #2	266
5.8.6.1.1	Start List ESP - SLO	266
5.8.6.1.2	Results ESP - SLO	267

5.8.6.2	Match #4	268
5.8.6.2.1	Start List SLO - JPN	268
5.8.6.2.2	Results SLO - JPN	269
5.8.6.3	Match #6	270
5.8.6.3.1	Start List JPN - CRO	270
5.8.6.3.2	Results JPN - CRO	271
5.8.6.4	Match #8	272
5.8.6.4.1	Start List CRO - ITA	272
5.8.6.4.2	Results CRO - ITA	273
5.8.7	Elimination - Pool A	274
5.8.7.1	Match #1	274
5.8.7.1.1	Start List FRA - CZE	274
5.8.7.1.2	Results FRA - CZE	275
5.8.7.2	Match #3	276
5.8.7.2.1	Start List SWE - CZE	276
5.8.7.2.2	Results SWE - CZE	277
5.8.7.3	Match #5	278
5.8.7.3.1	Start List USA - SWE	278
5.8.7.3.2	Results USA - SWE	279
5.8.7.4	Match #7	280
5.8.7.4.1	Start List GBR - SWE	280
5.8.7.4.2	Results GBR - SWE	281
5.8.8	Exhibition Match	282
5.8.8.1	Start List USA - GER	282
5.8.8.2	Results USA - GER	283
5.8.9	Qualification	284
5.8.9.1	Unmarked	284
5.8.9.1.1	Start List	284
5.8.9.1.2	Results	285
5.8.9.2	Marked	286
5.8.9.2.1	Start List	286
5.8.9.2.2	Results	287
5.9	Women's Barebow	288
5.9.1	Entry List by Event	289
5.9.2	Brackets	290
5.9.3	Medallists	291
5.9.4	Finals	292
5.9.4.1	Bronze Medal Match #11	292
5.9.4.1.1	Start List SWE - FIN	292
5.9.4.1.2	Results SWE - FIN	293
5.9.4.2	Gold Medal Match #12	294
5.9.4.2.1	Start List ITA - USA	294
5.9.4.2.2	Results ITA - USA	295
5.9.5	Semifinals	296

5.9.5.1	Match #9	296
5.9.5.1.1	Start List ITA - SWE	296
5.9.5.1.2	Results ITA - SWE	297
5.9.5.2	Match #10	298
5.9.5.2.1	Start List USA - FIN	298
5.9.5.2.2	Results USA - FIN	299
5.9.6	Elimination - Pool B	300
5.9.6.1	Match #2	300
5.9.6.1.1	Start List GBR - GER	300
5.9.6.1.2	Results GBR - GER	301
5.9.6.2	Match #4	302
5.9.6.2.1	Start List GER - SWE	302
5.9.6.2.2	Results GER - SWE	303
5.9.6.3	Match #6	304
5.9.6.3.1	Start List GER - FRA	304
5.9.6.3.2	Results GER - FRA	305
5.9.6.4	Match #8	306
5.9.6.4.1	Start List GER - USA	306
5.9.6.4.2	Results GER - USA	307
5.9.7	Elimination - Pool A	308
5.9.7.1	Match #1	308
5.9.7.1.1	Start List IRL - AUT	308
5.9.7.1.2	Results IRL - AUT	309
5.9.7.2	Match #3	310
5.9.7.2.1	Start List SWE - AUT	310
5.9.7.2.2	Results SWE - AUT	311
5.9.7.3	Match #5	312
5.9.7.3.1	Start List ESP - SWE	312
5.9.7.3.2	Results ESP - SWE	313
5.9.7.4	Match #7	314
5.9.7.4.1	Start List SLO - SWE	314
5.9.7.4.2	Results SLO - SWE	315
5.9.8	Exhibition Match	316
5.9.8.1	Start List ITA - FIN	316
5.9.8.2	Results ITA - FIN	317
5.9.9	Qualification	318
5.9.9.1	Unmarked	318
5.9.9.1.1	Start List	318
5.9.9.1.2	Results	319
5.9.9.2	Marked	320
5.9.9.2.1	Start List	320
5.9.9.2.2	Results	321
5.10	Women's Compound	322
5.10.1	Entry List by Event	323

5.10.2	Brackets	325
5.10.3	Medallists	326
5.10.4	Finals	327
5.10.4.1	Bronze Medal Match #31	327
5.10.4.1.1	Start List USA - SLO	327
5.10.4.1.2	Results USA - SLO	328
5.10.4.2	Gold Medal Match #32	329
5.10.4.2.1	Start List GBR - COL	329
5.10.4.2.2	Results GBR - COL	330
5.10.5	Semifinals	331
5.10.5.1	Match #29	331
5.10.5.1.1	Start List GBR - USA	331
5.10.5.1.2	Results GBR - USA	332
5.10.5.2	Match #30	333
5.10.5.2.1	Start List SLO - COL	333
5.10.5.2.2	Results SLO - COL	334
5.10.6	Quarterfinals	335
5.10.6.1	Match #25	335
5.10.6.1.1	Start List DEN - GBR	335
5.10.6.1.2	Results DEN - GBR	336
5.10.6.2	Match #26	337
5.10.6.2.1	Start List USA - USA	337
5.10.6.2.2	Results USA - USA	338
5.10.6.3	Match #27	339
5.10.6.3.1	Start List SLO - IND	339
5.10.6.3.2	Results SLO - IND	340
5.10.6.4	Match #28	341
5.10.6.4.1	Start List IND - COL	341
5.10.6.4.2	Results IND - COL	342
5.10.7	Round of 16	343
5.10.7.1	Match #17	343
5.10.7.1.1	Start List DEN - ESP	343
5.10.7.1.2	Results DEN - ESP	344
5.10.7.2	Match #18	345
5.10.7.2.1	Start List GBR - NZL	345
5.10.7.2.2	Results GBR - NZL	346
5.10.7.3	Match #19	347
5.10.7.3.1	Start List USA - BEL	347
5.10.7.3.2	Results USA - BEL	348
5.10.7.4	Match #20	349
5.10.7.4.1	Start List CRO - USA	349
5.10.7.4.2	Results CRO - USA	350
5.10.7.5	Match #21	351
5.10.7.5.1	Start List SLO - MEX	351

5.10.7.5.2	Results SLO - MEX	352
5.10.7.6	Match #22	353
5.10.7.6.1	Start List ESA - IND	353
5.10.7.6.2	Results ESA - IND	354
5.10.7.7	Match #23	355
5.10.7.7.1	Start List IND - PUR	355
5.10.7.7.2	Results IND - PUR	356
5.10.7.8	Match #24	357
5.10.7.8.1	Start List NED - COL	357
5.10.7.8.2	Results NED - COL	358
5.10.8	Round of 32	359
5.10.8.1	Match #2	359
5.10.8.1.1	Start List KOR - ESP	359
5.10.8.1.2	Results KOR - ESP	360
5.10.8.2	Match #3	361
5.10.8.2.1	Start List GBR - USA	361
5.10.8.2.2	Results GBR - USA	362
5.10.8.3	Match #6	363
5.10.8.3.1	Start List CHI - BEL	363
5.10.8.3.2	Results CHI - BEL	364
5.10.8.4	Match #7	365
5.10.8.4.1	Start List CRO - KOR	365
5.10.8.4.2	Results CRO - KOR	366
5.10.8.5	Match #10	367
5.10.8.5.1	Start List MEX - NED	367
5.10.8.5.2	Results MEX - NED	368
5.10.8.6	Match #11	369
5.10.8.6.1	Start List ESA - NZL	369
5.10.8.6.2	Results ESA - NZL	370
5.10.8.7	Match #14	371
5.10.8.7.1	Start List RSA - PUR	371
5.10.8.7.2	Results RSA - PUR	372
5.10.8.8	Match #15	373
5.10.8.8.1	Start List RSA - NED	373
5.10.8.8.2	Results RSA - NED	374
5.10.9	Qualification	375
5.10.9.1	Start List	375
5.10.9.2	Results	376
5.11	Women's Recurve	377
5.11.1	Entry List by Event	378
5.11.2	Brackets	379
5.11.3	Medallists	380
5.11.4	Finals	381
5.11.4.1	Bronze Medal Match #11	381

5.11.4.1.1	Start List GER - SLO	381
5.11.4.1.2	Results GER - SLO	382
5.11.4.2	Gold Medal Match #12	383
5.11.4.2.1	Start List ITA - GBR	383
5.11.4.2.2	Results ITA - GBR	384
5.11.5	Semifinals	385
5.11.5.1	Match #9	385
5.11.5.1.1	Start List GER - ITA	385
5.11.5.1.2	Results GER - ITA	386
5.11.5.2	Match #10	387
5.11.5.2.1	Start List SLO - GBR	387
5.11.5.2.2	Results SLO - GBR	388
5.11.6	Elimination - Pool B	389
5.11.6.1	Match #2	389
5.11.6.1.1	Start List SUI - GER	389
5.11.6.1.2	Results SUI - GER	390
5.11.6.2	Match #4	391
5.11.6.2.1	Start List SUI - SLO	391
5.11.6.2.2	Results SUI - SLO	392
5.11.6.3	Match #6	393
5.11.6.3.1	Start List SLO - FRA	393
5.11.6.3.2	Results SLO - FRA	394
5.11.6.4	Match #8	395
5.11.6.4.1	Start List SLO - CZE	395
5.11.6.4.2	Results SLO - CZE	396
5.11.7	Elimination - Pool A	397
5.11.7.1	Match #1	397
5.11.7.1.1	Start List SVK - SWE	397
5.11.7.1.2	Results SVK - SWE	398
5.11.7.2	Match #3	399
5.11.7.2.1	Start List NED - SVK	399
5.11.7.2.2	Results NED - SVK	400
5.11.7.3	Match #5	401
5.11.7.3.1	Start List USA - NED	401
5.11.7.3.2	Results USA - NED	402
5.11.7.4	Match #7	403
5.11.7.4.1	Start List ITA - USA	403
5.11.7.4.2	Results ITA - USA	404
5.11.8	Exhibition Match	405
5.11.8.1	Start List GER - GBR	405
5.11.8.2	Results GER - GBR	406
5.11.9	Qualification	407
5.11.9.1	Unmarked	407
5.11.9.1.1	Start List	407


5.11.9.1.2	Results	408
5.11.9.2	Marked	409
5.11.9.2.1	Results	409
5.12	Mixed Team Compound	410
5.12.1	Entry List by Event	411
5.12.2	Brackets	412
5.12.3	Medallists	413
5.12.4	Finals	414
5.12.4.1	Bronze Medal Match #7	414
5.12.4.1.1	Results IND - MEX	414
5.12.4.2	Gold Medal Match #8	415
5.12.4.2.1	Results COL - NED	415
5.12.5	Semifinals	416
5.12.5.1	Match #5	416
5.12.5.1.1	Start List IND - COL	416
5.12.5.1.2	Results IND - COL	417
5.12.5.2	Match #6	418
5.12.5.2.1	Start List NED - MEX	418
5.12.5.2.2	Results NED - MEX	419
5.12.6	Quarterfinals	420
5.12.6.1	Match #1	420
5.12.6.1.1	Start List IND - NZL	420
5.12.6.1.2	Results IND - NZL	421
5.12.6.2	Match #2	422
5.12.6.2.1	Start List COL - ESA	422
5.12.6.2.2	Results COL - ESA	423
5.12.6.3	Match #3	424
5.12.6.3.1	Start List USA - NED	424
5.12.6.3.2	Results USA - NED	425
5.12.6.4	Match #4	426
5.12.6.4.1	Start List MEX - DEN	426
5.12.6.4.2	Results MEX - DEN	427
5.12.7	Qualification	428
5.12.7.1	Results	428




Competition Schedule

As of WED 13 JUL 2022

Date	Start Time	Event	
FRI 8 JUL	9:30	Men's Compound, Qualification	
	9:30	Women's Compound, Qualification	
	9:30	Mixed Team Compound, Qualification	
	13:10	Mixed Team Compound, Quarterfinals (4 matches)	
	Estimated 14:15	Women's Compound, Round of 32 (8 matches)	
	Estimated 15:15	Men's Compound, Round of 32 (9 matches)	
	16:10	Men's Compound, Round 16 (8 matches)	
	16:10	Women's Compound, Round 16 (8 matches)	
	16:50	Men's Compound, Quarterfinals (4 matches)	
	16:50	Women's Compound, Quarterfinals (4 matches)	
	17:40	Mixed Team Compound, Semifinals (2 matches)	
	SAT 9 JUL	9:00	Women's Compound, Semifinals (2 matches)
		9:35	Women's Compound, Finals - Bronze Medal Match
9:50		Women's Compound, Finals - Gold Medal Match	
10:30		Men's Compound, Semifinals (2 matches)	
11:05		Men's Compound, Finals - Bronze Medal Match	
11:20		Men's Compound, Finals - Gold Medal Match	
12:00		Mixed Team Compound, Finals - Bronze Medal Match	
12:20		Mixed Team Compound, Finals - Gold Medal Match	
SUN 10 JUL	9:00	Men's Recurve, Qualification (58 Matches)	
	9:00	Women's Recurve, Qualification	
	14:00	Men's Recurve, Qualification	
	14:00	Women's Recurve, Qualification	
MON 11 JUL	9:00	Women's Recurve, Exhibition Match (1 match)	
	9:30	Women's Recurve, Elimination - Pool A (1 match)	
	9:50	Women's Recurve, Elimination - Pool B (1 match)	
	10:10	Women's Recurve, Elimination - Pool A (1 match)	
	10:30	Women's Recurve, Elimination - Pool B (1 match)	
	10:50	Women's Recurve, Elimination - Pool A (1 match)	
	11:10	Women's Recurve, Elimination - Pool B (1 match)	
	11:30	Women's Recurve, Elimination - Pool A (1 match)	
	11:50	Women's Recurve, Elimination - Pool B (1 match)	
	14:00	Men's Recurve, Exhibition Match (1 match)	
	14:30	Men's Recurve, Elimination - Pool A (1 match)	
	14:50	Men's Recurve, Elimination - Pool B (1 match)	
	15:10	Men's Recurve, Elimination - Pool A (1 match)	
	15:30	Men's Recurve, Elimination - Pool B (1 match)	
	15:50	Men's Recurve, Elimination - Pool A (1 match)	
	16:10	Men's Recurve, Elimination - Pool B (1 match)	

Timing and Results provided by  TISSOT






Competition Schedule

As of WED 13 JUL 2022

Date	Start Time	Event
MON 11 JUL	16:30	Men's Recurve, Elimination - Pool A (1 match)
	16:50	Men's Recurve, Elimination - Pool B (1 match)
TUE 12 JUL	13:00	Women's Recurve, Semifinals (2 matches)
	13:35	Women's Recurve, Finals - Bronze Medal Match
	13:50	Women's Recurve, Finals - Gold Medal Match
	14:30	Men's Recurve, Semifinals (2 matches)
	15:05	Men's Recurve, Finals - Bronze Medal Match
	15:20	Men's Recurve, Finals - Gold Medal Match
WED 13 JUL	9:00	Men's Barebow, Qualification (27 Matches)
	9:00	Women's Barebow, Qualification
	13:00	Men's Barebow, Qualification
	13:00	Women's Barebow, Qualification
THU 14 JUL	9:00	Women's Barebow, Exhibition Match (1 match)
	9:30	Women's Barebow, Elimination - Pool A (1 match)
	9:50	Women's Barebow, Elimination - Pool B (1 match)
	10:10	Women's Barebow, Elimination - Pool A (1 match)
	10:30	Women's Barebow, Elimination - Pool B (1 match)
	10:50	Women's Barebow, Elimination - Pool A (1 match)
	11:10	Women's Barebow, Elimination - Pool B (1 match)
	11:30	Women's Barebow, Elimination - Pool A (1 match)
	11:50	Women's Barebow, Elimination - Pool B (1 match)
	14:00	Men's Barebow, Exhibition Match (1 match)
	14:30	Men's Barebow, Elimination - Pool A (1 match)
	14:50	Men's Barebow, Elimination - Pool B (1 match)
	15:10	Men's Barebow, Elimination - Pool A (1 match)
	15:30	Men's Barebow, Elimination - Pool B (1 match)
	15:50	Men's Barebow, Elimination - Pool A (1 match)
	16:10	Men's Barebow, Elimination - Pool B (1 match)
	16:30	Men's Barebow, Elimination - Pool A (1 match)
	16:50	Men's Barebow, Elimination - Pool B (1 match)
FRI 15 JUL	13:00	Women's Barebow, Semifinals (2 matches)
	13:35	Women's Barebow, Finals - Bronze Medal Match
	13:50	Women's Barebow, Finals - Gold Medal Match
	14:30	Men's Barebow, Semifinals (2 matches)
	15:05	Men's Barebow, Finals - Bronze Medal Match
	15:20	Men's Barebow, Finals - Gold Medal Match

Timing and Results provided by 






Entry List by Country

As of TUE 12 JUL 2022

Country	Name	Date of Birth
AUS - Australia	Danie OOSTHUIZEN	13 AUG 1967
AUT - Austria	Andrea PAYER Alois STEINWENDER Nico WIENER	30 JUL 1984 2 MAY 1969 15 MAR 1997
BEL - Belgium	Sarah PRIEELS	27 FEB 1990
CAN - Canada	Christopher PERKINS	1 MAY 1992
CHI - Chile	Mariana ZUNIGA	12 JUL 2002
COL - Colombia	Sara LOPEZ Daniel MUNOZ Alejandra USQUIANO	24 APR 1995 22 MAR 1989 12 MAY 1993
CRO - Croatia	Amanda MLINARIC Alen REMAR	7 AUG 2001 19 AUG 1999
CZE - Czech Republic	Tadeas KALVAS Jindriska VANECKOVA	18 DEC 1990 4 JUL 1989
DEN - Denmark	Mathias FULLERTON Tanja GELLENTHIEN	27 MAY 2003 21 JUL 1995
ESA - El Salvador	Roberto HERNANDEZ Sofia PAIZ	9 JAN 1989 13 MAY 1997
ESP - Spain	Ana Maria CANO GARCIA David GARCIA Carlos IGLESIAS Andrea MUNOZ	27 DEC 1976 15 APR 1976 5 JUL 1999 16 NOV 2002
EST - Estonia	Robin JAATMA	3 MAY 2001
FIN - Finland	Anne VILJANEN	1 JUN 1970
FRA - France	Jean-Philippe BOULCH Christine GAUTHE Adrien GONTIER Sam HERLICQ David JACKSON Laurena VILLARD	28 MAY 1991 10 JAN 1965 29 APR 1992 27 JUN 1997 15 MAY 1992 7 APR 1994
GBR - Great Britain	James ANNALL Ella GIBSON Patrick HUSTON Bryony PITMAN Victoria WILLIAMS	11 FEB 1989 7 JUN 2000 5 JAN 1996 13 MAR 1997 28 MAR 1968


 Timing and Results provided by 





Entry List by Country

As of TUE 12 JUL 2022

Country	Name	Date of Birth
GER - Germany	Martina BOSCHER	7 MAY 1964
	Daniela KLESMANN	13 FEB 1988
	Tim KRIPPENDORF	24 APR 1999
	Michael MEYER	30 JAN 1969
	Elisa TARTLER	5 JAN 1999
	Florian UNRUH	7 JUN 1993
HUN - Hungary	Jozsef MOLNAR	14 MAR 1962
IND - India	Muskan KIRAR	14 APR 2000
	Aman SAINI	
	Jyothi Surekha VENNAM	3 JUL 1996
	Abhishek VERMA	26 JUN 1989
IRL - Ireland	Orla O'CONNOR	27 JAN 1971
ITA - Italy	Marco MORELLO	30 DEC 1992
	Cinzia NOZIGLIA	10 NOV 1984
	Chiara REBAGLIATI	23 JAN 1997
	Giuseppe SEIMANDI	8 JAN 1987
JPN - Japan	Wataru OONUJI	26 APR 1994
KAZ - Kazakhstan	Sergey KHRISTICH	2 JUN 1988
KOR - Republic of Korea	Taeyoon KIM	9 FEB 1993
	Yein RYU	20 DEC 2005
	Soojin SIM	1 JUN 2003
	Youngjun YUN	17 NOV 1988
MEX - Mexico	Andrea BECERRA	25 JUL 2000
	Miguel BECERRA	28 MAY 2000
NED - Netherlands	Jody BECKERS	10 DEC 1993
	Sanne de LAAT	15 FEB 1995
	Gaby SCHLOESSER	18 FEB 1994
	Mike SCHLOESSER	15 JAN 1994
NOR - Norway	Lars Marius SORLIE	6 MAY 1978
NZL - New Zealand	Walker LISA	16 AUG 1971
	Elizabeth RANDLE	24 MAY 1996
	Riku van TONDER	15 JAN 1989
POL - Poland	Lukasz PRZYBYLSKI	24 APR 1994
PUR - Puerto Rico	Paola Maria RAMIREZ GONZALEZ	21 FEB 1999


 Timing and Results provided by 

Entry List by Country

As of TUE 12 JUL 2022

Country	Name	Date of Birth
RSA - South Africa	Beyers de KLERK	13 MAR 1967
	Folkers HERHOLDT	14 MAY 1980
	Gerda ROUX	4 DEC 1973
	Jeanine van KRADENBURG	11 NOV 1978
SLO - Slovenia	Urska CAVIC	
	Toja ELLISON	4 JUL 1993
	Tina GUTMAN	17 FEB 1974
	Den HABJAN MALAVASIC	15 JUL 1992
SUI - Switzerland	Iztok SPINELLI	7 APR 1988
	Valentine de GIULI	2 OCT 1990
SVK - Slovakia	Denisa BARANKOVA	7 SEP 2001
	Jozef BOSANSKY	14 MAY 1974
SWE - Sweden	Jonathan ANDERSSON	25 MAR 1993
	Stine ASELL	27 JUN 1966
	Lina BJORKLUND	9 OCT 1979
	Erika JANGNAS	28 SEP 1992
	Erik JONSSON	2 JUN 1976
	Leo PETTERSSON	6 AUG 2003
USA - United States of America	Ryan DAVIS	29 AUG 1984
	Brady ELLISON	27 OCT 1988
	Wendy GARDNER	13 APR 1974
	Braden GELLENTHIEN	26 APR 1986
	James LUTZ	31 MAR 1998
	Christina LYONS	24 AUG 1975
	Matthew NOFEL	9 MAR 1999
	Molly NUGENT	28 MAR 1999
	Linda OCHOA ANDERSON	1 JAN 1987
	Paige PEARCE	21 MAR 1995
	Ben THOMPSON	13 SEP 1982

 Timing and Results provided by 





Medallists by Event

As of FRI 15 JUL 2022

After 7 of 7 Events

Event Name	Date	Medal	Name	Country Code
Men's Barebow	FRI 15 JUL	GOLD	Erik JONSSON	SWE
		SILVER	Leo PETTERSSON	SWE
		BRONZE	Ryan DAVIS	USA
Men's Compound	SAT 9 JUL	GOLD	Miguel BECERRA	MEX
		SILVER	Jean-Philippe BOULCH	FRA
		BRONZE	Christopher PERKINS	CAN
Men's Recurve	TUE 12 JUL	GOLD	Florian UNRUH	GER
		SILVER	Brady ELLISON	USA
		BRONZE	Marco MORELLO	ITA
Women's Barebow	FRI 15 JUL	GOLD	Cinzia NOZIGLIA	ITA
		SILVER	Christina LYONS	USA
		BRONZE	Lina BJORKLUND	SWE
Women's Compound	SAT 9 JUL	GOLD	Ella GIBSON	GBR
		SILVER	Sara LOPEZ	COL
		BRONZE	Paige PEARCE	USA
Women's Recurve	TUE 12 JUL	GOLD	Chiara REBAGLIATI	ITA
		SILVER	Bryony PITMAN	GBR
		BRONZE	Elisa TARTLER	GER
Mixed Team Compound	SAT 9 JUL	GOLD	Sara LOPEZ	COL
			Daniel MUNOZ	
		SILVER	Jody BECKERS	NED
			Mike SCHLOESSER	
BRONZE	Jyothi Surekha VENNAM	IND		
	Abhishek VERMA			

Timing and Results provided by  TISSOT

ARC....._C93 7.0

Report Created FRI 15 JUL 2022 15:32

Page 1 / 1






Medal Standings

As of FRI 15 JUL 2022

After 7 of 7 Events

Rank	Country	Men				Women				Mixed				Total				Rank by Total	
		G	S	B	Tot	G	S	B	Tot	G	S	B	Tot	G	S	B	Tot		
1	ITA - Italy			1	1	2			2					2			1	3	=2
2	SWE - Sweden	1	1		2			1	1					1	1	1	1	3	=2
3	COL - Colombia						1		1	1			1	1	1		2	=4	
3	GBR - Great Britain					1	1		2					1	1		2	=4	
5	GER - Germany	1			1			1	1					1		1	2	=4	
6	MEX - Mexico	1			1									1			1	=7	
7	USA - United States of America		1	1	2		1	1	2					2	2	4	4	1	
8	FRA - France		1		1									1		1	1	=7	
8	NED - Netherlands										1		1		1	1	1	=7	
10	CAN - Canada			1	1											1	1	=7	
10	IND - India											1	1			1	1	=7	
Total:		3	3	3	9	3	3	3	9	1	1	1	3	7	7	7	21		

Legend:
 = Equal sign indicates that two or more NOCs share the same rank by total **B** Bronze **G** Gold **S** Silver **Tot** Total

Timing and Results provided by  **TISSOT**





Archery

Men's Barebow






Entry List by Event

As of TUE 12 JUL 2022

Country	Name	Date of Birth
AUT - Austria	Alois STEINWENDER	2 MAY 1969
ESP - Spain	David GARCIA	15 APR 1976
FRA - France	David JACKSON	15 MAY 1992
GBR - Great Britain	James ANNALL	11 FEB 1989
GER - Germany	Michael MEYER	30 JAN 1969
HUN - Hungary	Jozsef MOLNAR	14 MAR 1962
ITA - Italy	Giuseppe SEIMANDI	8 JAN 1987
NOR - Norway	Lars Marius SORLIE	6 MAY 1978
SLO - Slovenia	Iztok SPINELLI	7 APR 1988
SWE - Sweden	Erik JONSSON Leo PETTERSSON	2 JUN 1976 6 AUG 2003
USA - United States of America	Ryan DAVIS	29 AUG 1984

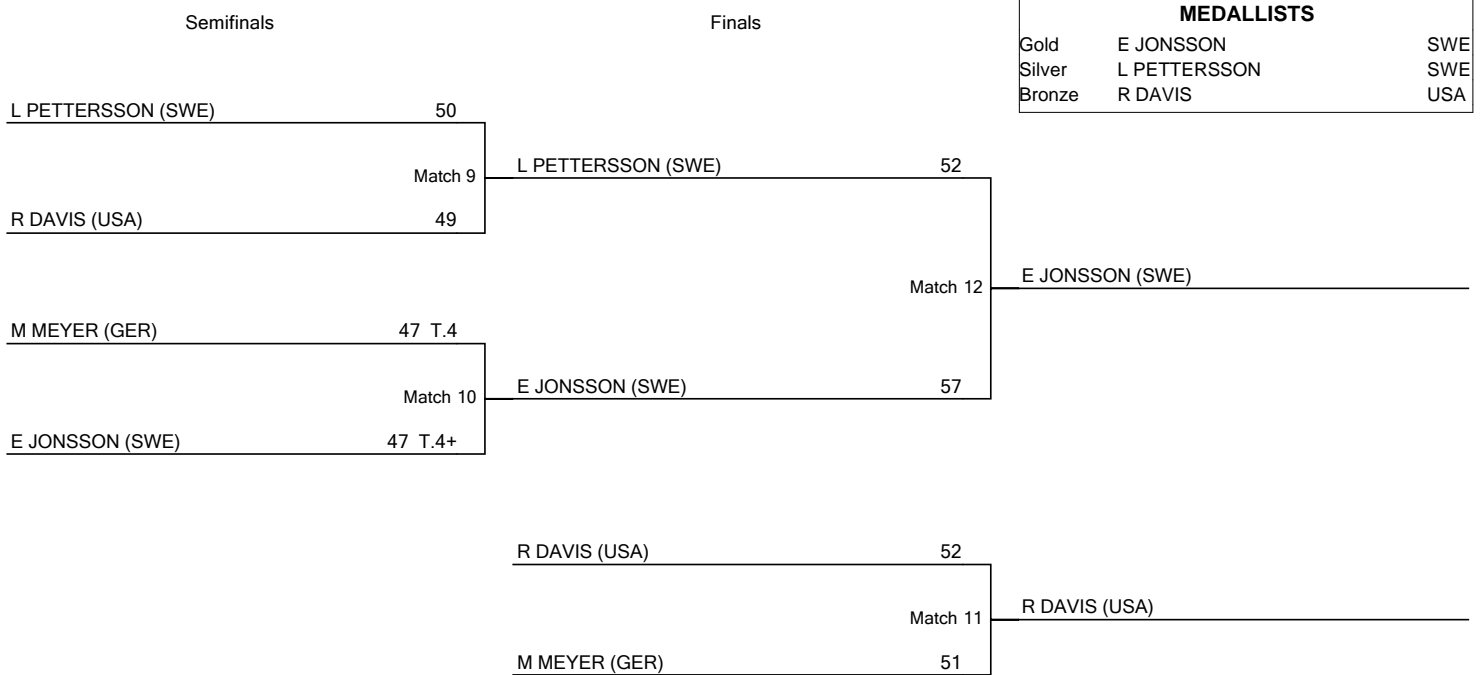
Timing and Results provided by  TISSOT





Brackets

As of FRI 15 JUL 2022



MEDALLISTS		
Gold	E JONSSON	SWE
Silver	L PETERSSON	SWE
Bronze	R DAVIS	USA






Medallists

As of FRI 15 JUL 2022

Medal	Name	Country
GOLD	Erik JONSSON	SWE - Sweden
SILVER	Leo PETTERSSON	SWE - Sweden
BRONZE	Ryan DAVIS	USA - United States of America

Timing and Results provided by  TISSOT



Start List

As of FRI 15 JUL 2022

Back No.	Name	Country Code
10	Ryan DAVIS	USA
4	Michael MEYER	GER





Results

As of FRI 15 JUL 2022

Name: **Ryan DAVIS (USA)**

Athlete No: **10**

Coach:

TARGET: 1

TARGET: 2

Name: **Michael MEYER (GER)**

Athlete No: **4**

Coach:

Winner

End	Arrows			Score	Total
1	5	5	6	16	16
2	4	5	4	13	29
3	6	3	3	12	41
4	3	4	4	11	52

Match Total:	52
--------------	----

End	Arrows			Score	Total
1	4	3	6	13	13
2	3	4	4	11	24
3	5	6	3	14	38
4	3	6	4	13	51

Match Total:	51
--------------	----



Start List

As of FRI 15 JUL 2022

Back No.	Name	Country Code
2	Leo PETTERSSON	SWE
1	Erik JONSSON	SWE





Results

As of FRI 15 JUL 2022

Name: **Leo PETERSSON (SWE)**
Athlete No: **2**
Coach:

TARGET: 1

TARGET: 2

Name: **Erik JONSSON (SWE)**
Athlete No: **1**
Coach:

End	Arrows			Score	Total
1	6	4	6	16	16
2	4	4	5	13	29
3	4	3	4	11	40
4	3	5	4	12	52

Match Total:	52
--------------	----

Winner

End	Arrows			Score	Total
1	5	6	6	17	17
2	4	5	1	10	27
3	4	5	5	14	41
4	6	5	5	16	57

Match Total:	57
--------------	----



Start List

As of THU 14 JUL 2022

Back No.	Name	Country Code
2	Leo PETTERSSON	SWE
10	Ryan DAVIS	USA





Results

As of FRI 15 JUL 2022

Name: **Leo PETERSSON (SWE)**
Athlete No: **2**
Coach:

TARGET: 1

TARGET: 2

Name: **Ryan DAVIS (USA)**
Athlete No: **10**
Coach:

Winner

End	Arrows			Score	Total
1	4	5	4	13	13
2	4	5	4	13	26
3	4	4	4	12	38
4	4	3	5	12	50

Match Total:	50
--------------	----

End	Arrows			Score	Total
1	4	4	6	14	14
2	4	4	2	10	24
3	5	3	4	12	36
4	4	4	5	13	49

Match Total:	49
--------------	----



Start List

As of THU 14 JUL 2022

Back No.	Name	Country Code
4	Michael MEYER	GER
1	Erik JONSSON	SWE





Results

As of FRI 15 JUL 2022

Name: **Michael MEYER (GER)**

TARGET: 1

TARGET: 2

Name: **Erik JONSSON (SWE)**

Athlete No: **4**

Athlete No: **1**

Coach:

Coach:

End	Arrows			Score	Total
1	5	5	6	16	16
2	2	5	4	11	27
3	5	2	3	10	37
4	4	4	2	10	47


Match Total:	47
Shoot-off:	T.4

Winner

End	Arrows			Score	Total
1	5	5	4	14	14
2	4	5	2	11	25
3	4	5	2	11	36
4	3	4	4	11	47

Match Total:	47
Shoot-off:	T.4+

Legend:
+ Closer to the centre

Timing and Results provided by 



Start List

As of WED 13 JUL 2022

Back No.	Name	Country Code
12	Lars Marius SORLIE	NOR
9	Alois STEINWENDER	AUT





Results

As of THU 14 JUL 2022

Name: **Lars Marius SORLIE (NOR)**
Athlete No: **12**
Coach:

TARGET: 1

TARGET: 1

Name: **Alois STEINWENDER (AUT)**
Athlete No: **9**
Coach:


End	Arrows			Score	Total
1	4	4	3	11	11
2	5	4	4	13	24
3	5	4	3	12	36
4	6	4	2	12	48
5	6	5	4	15	63
6	5	3	3	11	74

Match Total:	74
--------------	----

Winner

End	Arrows			Score	Total
1	5	4	2	11	11
2	5	3	3	11	22
3	4	4	3	11	33
4	6	5	4	15	48
5	6	6	4	16	64
6	4	4	4	12	76

Match Total:	76
--------------	----

Timing and Results provided by  TISSOT





Start List

As of THU 14 JUL 2022

Back No.	Name	Country Code
9	Alois STEINWENDER	AUT
8	James ANNALL	GBR





Results

As of THU 14 JUL 2022

Name: **Alois STEINWENDER (AUT)**

TARGET: 1

TARGET: 2

Name: **James ANNALL (GBR)**

Athlete No: **9**

Athlete No: **8**

Coach:

Coach:

Winner

End	Arrows			Score	Total
1	6	4	3	13	13
2	6	6	3	15	28
3	6	5	4	15	43
4	6	5	3	14	57
5	5	5	4	14	71
6	4	4	3	11	82


Match Total:

82

End	Arrows			Score	Total
1	6	3	1	10	10
2	4	4	3	11	21
3	4	2	2	8	29
4	5	5	4	14	43
5	5	5	5	15	58
6	6	4	3	13	71

Match Total:

71

Timing and Results provided by  TISSOT



Start List

As of THU 14 JUL 2022

Back No.	Name	Country Code
9	Alois STEINWENDER	AUT
5	Giuseppe SEIMANDI	ITA



Results

As of THU 14 JUL 2022

Name: **Alois STEINWENDER (AUT)**
Athlete No: **9**
Coach:

TARGET: 1

TARGET: 2

Name: **Giuseppe SEIMANDI (ITA)**
Athlete No: **5**
Coach:


End	Arrows			Score	Total
1	5	4	3	12	12
2	5	5	4	14	26
3	5	2	M	7	33
4	5	5	4	14	47
5	6	6	5	17	64
6	6	4	4	14	78

Match Total:	78
--------------	----

Winner

End	Arrows			Score	Total
1	6	5	4	15	15
2	6	4	4	14	29
3	4	4	4	12	41
4	6	5	4	15	56
5	6	6	5	17	73
6	5	4	M	9	82

Match Total:	82
--------------	----

Timing and Results provided by  TISSOT



Start List

As of THU 14 JUL 2022

Back No.	Name	Country Code
5	Giuseppe SEIMANDI	ITA
4	Michael MEYER	GER





Results

As of THU 14 JUL 2022

Name: **Giuseppe SEIMANDI (ITA)**
Athlete No: **5**
Coach:

TARGET: 1

TARGET: 2

Name: **Michael MEYER (GER)**
Athlete No: **4**
Coach:


End	Arrows			Score	Total
1	5	4	3	12	12
2	4	4	1	9	21
3	6	4	4	14	35
4	6	4	3	13	48
5	6	6	6	18	66
6	6	5	4	15	81

Match Total:	81
--------------	----

Winner

End	Arrows			Score	Total
1	3	2	1	6	6
2	5	4	3	12	18
3	6	5	5	16	34
4	6	6	5	17	51
5	6	6	5	17	68
6	6	5	5	16	84

Match Total:	84
--------------	----

Timing and Results provided by  TISSOT



Start List

As of WED 13 JUL 2022

Back No.	Name	Country Code
10	Ryan DAVIS	USA
11	Iztok SPINELLI	SLO





Results

As of THU 14 JUL 2022

Name: **Ryan DAVIS (USA)**

Athlete No: **10**

Coach:

TARGET: 1

TARGET: 2

Name: **Iztok SPINELLI (SLO)**

Athlete No: **11**

Coach:


Winner

End	Arrows			Score	Total
1	5	5	3	13	13
2	4	4	3	11	24
3	6	4	4	14	38
4	6	4	4	14	52
5	5	4	4	13	65
6	6	5	4	15	80

Match Total:	80
--------------	----

End	Arrows			Score	Total
1	5	4	3	12	12
2	4	4	2	10	22
3	5	4	3	12	34
4	5	4	4	13	47
5	5	4	4	13	60
6	4	3	3	10	70

Match Total:	70
--------------	----

Timing and Results provided by  TISSOT



Start List

As of THU 14 JUL 2022

Back No.	Name	Country Code
7	Jozsef MOLNAR	HUN
10	Ryan DAVIS	USA





Results

As of THU 14 JUL 2022

Name: **Jozsef MOLNAR (HUN)**
Athlete No: **7**
Coach:

TARGET: 1

TARGET: 2

Name: **Ryan DAVIS (USA)**
Athlete No: **10**
Coach:


End	Arrows			Score	Total
1	5	4	3	12	12
2	6	6	4	16	28
3	5	4	4	13	41
4	6	5	3	14	55
5	5	4	1	10	65
6	4	4	3	11	76

Match Total:	76
--------------	----

Winner

End	Arrows			Score	Total
1	5	5	4	14	14
2	6	5	5	16	30
3	6	3	3	12	42
4	5	5	5	15	57
5	6	5	4	15	72
6	5	4	4	13	85

Match Total:	85
--------------	----

Timing and Results provided by  TISSOT



Start List

As of THU 14 JUL 2022

Back No.	Name	Country Code
6	David JACKSON	FRA
10	Ryan DAVIS	USA





Results

As of THU 14 JUL 2022

Name: **David JACKSON (FRA)**
Athlete No: **6**
Coach:

TARGET: 1

TARGET: 2

Name: **Ryan DAVIS (USA)**
Athlete No: **10**
Coach:


End	Arrows			Score	Total
1	5	3	1	9	9
2	5	5	4	14	23
3	6	2	1	9	32
4	6	5	4	15	47
5	6	4	4	14	61
6	5	4	4	13	74

Match Total:	74
--------------	----

Winner

End	Arrows			Score	Total
1	5	3	1	9	9
2	6	5	5	16	25
3	6	4	3	13	38
4	6	6	5	17	55
5	6	6	4	16	71
6	4	4	1	9	80

Match Total:	80
--------------	----

Timing and Results provided by  TISSOT



Start List

As of THU 14 JUL 2022

Back No.	Name	Country Code
3	David GARCIA	ESP
10	Ryan DAVIS	USA



Results

As of THU 14 JUL 2022

Name: **David GARCIA (ESP)**

Athlete No: **3**

Coach:

TARGET: 1

TARGET: 2

Name: **Ryan DAVIS (USA)**

Athlete No: **10**

Coach:


End	Arrows			Score	Total
1	6	4	4	14	14
2	5	4	4	13	27
3	6	4	4	14	41
4	5	4	3	12	53
5	6	6	6	18	71
6	4	4	1	9	80

Match Total:	80
--------------	----

Winner

End	Arrows			Score	Total
1	6	4	4	14	14
2	5	3	3	11	25
3	5	4	4	13	38
4	6	4	3	13	51
5	6	6	5	17	68
6	6	5	4	15	83

Match Total:	83
--------------	----

Timing and Results provided by  TISSOT



Start List

As of WED 13 JUL 2022

Back No.	Name	Country Code
1	Erik JONSSON	SWE
2	Leo PETERSSON	SWE





Results

As of THU 14 JUL 2022

Name: **Erik JONSSON (SWE)**

TARGET: 1

TARGET: 2

Name: **Leo PETTERSSON (SWE)**

Athlete No: **1**

Athlete No: **2**

Coach:

Coach:


End	Arrows			Score	Total
1	4	3	3	10	10
2	6	5	4	15	25
3	5	4	2	11	36
4	6	5	4	15	51
5	6	6	6	18	69
6	4	4	M	8	77

Match Total:	77
--------------	----

Winner

End	Arrows			Score	Total
1	6	4	4	14	14
2	5	5	4	14	28
3	5	5	1	11	39
4	6	4	4	14	53
5	6	6	5	17	70
6	3	3	2	8	78

Match Total:	78
--------------	----

Timing and Results provided by  TISSOT





Start List

As of TUE 12 JUL 2022

Target Name	Country Code
001A Erik JONSSON	SWE
001B Iztok SPINELLI	SLO
001C Lars Marius SORLIE	NOR
001D Giuseppe SEIMANDI	ITA
003A Ryan DAVIS	USA
003B Jozsef MOLNAR	HUN
003C Michael MEYER	GER
003D James ANNALL	GBR
005A Leo PETTERSSON	SWE
005B David JACKSON	FRA
005C David GARCIA	ESP
005D Alois STEINWENDER	AUT







Results

As of WED 13 JUL 2022

Rank	Target	Name	Country Code	Unmarked		Marked		6s	5s	Total Score	Shoot Off	Remark
				Score	Rank	Score	Rank					
1	001A	Erik JONSSON	SWE	178	1			12	13	178		
2	005C	David GARCIA	ESP	172	2			9	12	172		
3	003C	Michael MEYER	GER	170	3			11	11	170		
4	001D	Giuseppe SEIMANDI	ITA	170	4			8	13	170		
5	003B	Jozsef MOLNAR	HUN	168	5			8	13	168		
6	005A	Leo PETTERSSON	SWE	168	6			7	16	168		
7	003A	Ryan DAVIS	USA	160	7			6	10	160		
8	005D	Alois STEINWENDER	AUT	160	8			2	14	160		
9	005B	David JACKSON	FRA	159	9			6	10	159		
10	003D	James ANNALL	GBR	158	10			5	14	158		
11	001B	Iztok SPINELLI	SLO	152	11			4	10	152		
12	001C	Lars Marius SORLIE	NOR	145	12			1	11	145		


Timing and Results provided by  TISSOT



Start List

As of WED 13 JUL 2022


Target Name	Country Code
010A Erik JONSSON	SWE
010B David GARCIA	ESP
010C Michael MEYER	GER
010D Giuseppe SEIMANDI	ITA
011A Jozsef MOLNAR	HUN
011B Leo PETTERSSON	SWE
011C Ryan DAVIS	USA
011D Alois STEINWENDER	AUT
012A David JACKSON	FRA
012B James ANNALL	GBR
012C Iztok SPINELLI	SLO
012D Lars Marius SORLIE	NOR



Results

As of WED 13 JUL 2022

Rank	Target	Name	Country Code	Unmarked		Marked		6s	5s	Total Score	Shoot Off	Remark
				Score	Rank	Score	Rank					
1	010A	Erik JONSSON	SWE	178	1	162	4	19	24	340		
2	011B	Leo PETTERSSON	SWE	168	6	167	1	16	27	335		
3	010B	David GARCIA	ESP	172	2	162	5	16	22	334		
4	010C	Michael MEYER	GER	170	3	163	3	19	18	333		
5	010D	Giuseppe SEIMANDI	ITA	170	4	158	6	15	24	328		
6	012A	David JACKSON	FRA	159	9	165	2	15	18	324		
7	011A	Jozsef MOLNAR	HUN	168	5	152	9	13	22	320		
8	012B	James ANNALL	GBR	158	10	157	7	11	22	315		
9	011D	Alois STEINWENDER	AUT	160	8	152	8	8	21	312		
10	011C	Ryan DAVIS	USA	160	7	145	12	10	18	305		
11	012C	Iztok SPINELLI	SLO	152	11	151	10	11	18	303		
12	012D	Lars Marius SORLIE	NOR	145	12	145	11	8	17	290		

Timing and Results provided by 



Archery

Men's Compound






Entry List by Event

As of THU 7 JUL 2022

Country	Name	Date of Birth
AUS - Australia	Danie OOSTHUIZEN	13 AUG 1967
AUT - Austria	Nico WIENER	15 MAR 1997
CAN - Canada	Christopher PERKINS	1 MAY 1992
COL - Colombia	Daniel MUNOZ	22 MAR 1989
DEN - Denmark	Mathias FULLERTON	27 MAY 2003
ESA - El Salvador	Roberto HERNANDEZ	9 JAN 1989
EST - Estonia	Robin JAATMA	3 MAY 2001
FRA - France	Jean-Philippe BOULCH Adrien GONTIER	28 MAY 1991 29 APR 1992
GER - Germany	Tim KRIPPENDORF	24 APR 1999
IND - India	Aman SAINI Abhishek VERMA	26 JUN 1989
KAZ - Kazakhstan	Sergey KHRISTICH	2 JUN 1988
KOR - Republic of Korea	Taeyoon KIM Youngjun YUN	9 FEB 1993 17 NOV 1988
MEX - Mexico	Miguel BECERRA	28 MAY 2000
NED - Netherlands	Mike SCHLOESSER	15 JAN 1994
NZL - New Zealand	Riku van TONDER	15 JAN 1989
POL - Poland	Lukasz PRZYBYLSKI	24 APR 1994
RSA - South Africa	Beyers de KLERK Folkers HERHOLDT	13 MAR 1967 14 MAY 1980
SVK - Slovakia	Jozef BOSANSKY	14 MAY 1974

Timing and Results provided by  TISSOT





Entry List by Event

As of THU 7 JUL 2022

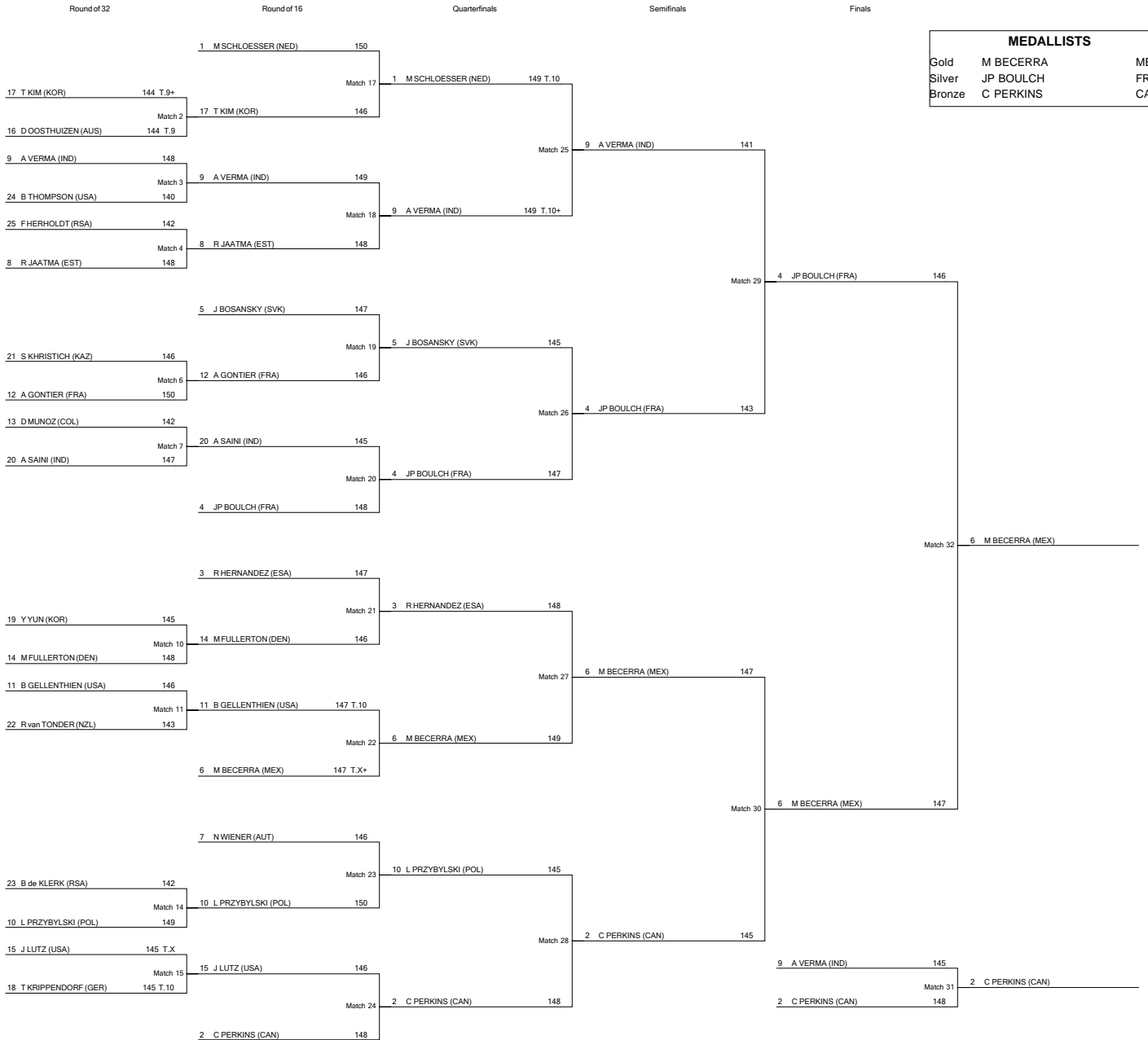
Country	Name	Date of Birth
USA - United States of America	Braden GELLENTHIEN	26 APR 1986
	James LUTZ	31 MAR 1998
	Ben THOMPSON	13 SEP 1982

Timing and Results provided by  TISSOT



Brackets

As of SAT 9 JUL 2022




Timing and Results provided by TISSOT



Medallists

As of SAT 9 JUL 2022

Medal	Name	Country
GOLD	Miguel BECERRA	MEX - Mexico
SILVER	Jean-Philippe BOULCH	FRA - France
BRONZE	Christopher PERKINS	CAN - Canada

Timing and Results provided by  TISSOT



Start List

As of SAT 9 JUL 2022

Back No.	Name	Country Code
9	Abhishek VERMA	IND
2	Christopher PERKINS	CAN





Results

As of SAT 9 JUL 2022

Name: **Abhishek VERMA (IND)**
Athlete No: **9**
Coach:

TARGET: 1

TARGET: 2

Name: **Christopher PERKINS (CAN)**
Athlete No: **2**
Coach:

End	Arrows			Score	Total
1	10	9	10	29	29
2	10	9	10	29	58
3	10	10	10	30	88
4	9	10	10	29	117
5	9	9	10	28	145

Match Total:	145
--------------	-----

Winner

End	Arrows			Score	Total
1	10	9	10	29	29
2	10	10	10	30	59
3	10	10	10	30	89
4	9	10	10	29	118
5	10	10	10	30	148

Match Total:	148
--------------	-----



Start List

As of SAT 9 JUL 2022

Back No.	Name	Country Code
4	Jean-Philippe BOULCH	FRA
6	Miguel BECERRA	MEX





Results

As of SAT 9 JUL 2022

Name: **Jean-Philippe BOULCH (FRA)** TARGET: 1
 Athlete No: **4**
 Coach:

Name: **Miguel BECERRA (MEX)** TARGET: 2
 Athlete No: **6**
 Coach:


End	Arrows			Score	Total
1	10	10	9	29	29
2	9	10	9	28	57
3	10	10	10	30	87
4	10	10	9	29	116
5	10	10	10	30	146

Match Total:	146
--------------	-----

Winner

End	Arrows			Score	Total
1	10	10	9	29	29
2	10	9	10	29	58
3	9	10	10	29	87
4	10	10	10	30	117
5	10	10	10	30	147

Match Total:	147
--------------	-----

Timing and Results provided by  TISSOT



Start List

As of SAT 9 JUL 2022

Back No.	Name	Country Code
9	Abhishek VERMA	IND
4	Jean-Philippe BOULCH	FRA





Results

As of SAT 9 JUL 2022

Name: **Abhishek VERMA (IND)**

TARGET: 1

TARGET: 2

Name: **Jean-Philippe BOULCH (FRA)**

Athlete No: **9**

Athlete No: **4**

Coach:

Coach:


End	Arrows			Score	Total
1	10	10	10	30	30
2	10	9	9	28	58
3	9	10	10	29	87
4	9	9	8	26	113
5	9	9	10	28	141

Match Total:	141
--------------	-----

Winner

End	Arrows			Score	Total
1	10	9	9	28	28
2	9	10	10	29	57
3	9	10	10	29	86
4	9	10	9	28	114
5	9	10	10	29	143

Match Total:	143
--------------	-----

Timing and Results provided by  TISSOT





Start List

As of SAT 9 JUL 2022

Back No.	Name	Country Code
6	Miguel BECERRA	MEX
2	Christopher PERKINS	CAN





Results

As of SAT 9 JUL 2022

Name: **Miguel BECERRA (MEX)**

Athlete No: **6**

Coach:

TARGET: 1

TARGET: 2

Name: **Christopher PERKINS (CAN)**

Athlete No: **2**

Coach:


Winner

End	Arrows			Score	Total
1	10	10	9	29	29
2	10	10	10	30	59
3	10	10	9	29	88
4	10	10	10	30	118
5	9	10	10	29	147

Match Total:	147
--------------	-----

End	Arrows			Score	Total
1	10	10	9	29	29
2	10	10	8	28	57
3	10	9	10	29	86
4	10	10	10	30	116
5	9	10	10	29	145

Match Total:	145
--------------	-----

Timing and Results provided by  TISSOT





Start List

As of FRI 8 JUL 2022

Back No.	Name	Country Code
1	Mike SCHLOESSER	NED
9	Abhishek VERMA	IND





Results

As of SUN 10 JUL 2022

Name: **Mike SCHLOESSER (NED)**
Athlete No: **1**
Coach:

TARGET: 11

TARGET: 12

Name: **Abhishek VERMA (IND)**
Athlete No: **9**
Coach:

End	Arrows			Score	Total
1	X	X	9	29	29
2	X	X	X	30	59
3	X	X	X	30	89
4	X	X	10	30	119
5	X	X	10	30	149

Match Total:	149
Shoot-off:	T.10


Winner

End	Arrows			Score	Total
1	X	X	10	30	30
2	X	10	10	30	60
3	X	X	9	29	89
4	X	10	10	30	119
5	10	10	10	30	149

Match Total:	149
Shoot-off:	T.10+

Note:
legend added

Legend:
+ Closer to the centre

Timing and Results provided by 





Start List

As of FRI 8 JUL 2022

Back No.	Name	Country Code
5	Jozef BOSANSKY	SVK
4	Jean-Philippe BOULCH	FRA





Results

As of FRI 8 JUL 2022

Name: **Jozef BOSANSKY (SVK)**
Athlete No: **5**
Coach:

TARGET: 13

TARGET: 14

Name: **Jean-Philippe BOULCH (FRA)**
Athlete No: **4**
Coach:


End	Arrows			Score	Total
1	10	10	9	29	29
2	X	X	9	29	58
3	X	9	9	28	86
4	X	X	9	29	115
5	X	10	10	30	145

Match Total:	145
--------------	-----

Winner

End	Arrows			Score	Total
1	X	10	10	30	30
2	X	10	10	30	60
3	X	9	9	28	88
4	X	X	9	29	117
5	X	X	10	30	147

Match Total:	147
--------------	-----

Timing and Results provided by  TISSOT





Start List

As of FRI 8 JUL 2022

Back No.	Name	Country Code
3	Roberto HERNANDEZ	ESA
6	Miguel BECERRA	MEX





Results

As of FRI 8 JUL 2022

Name: **Roberto HERNANDEZ (ESA)**
Athlete No: **3**
Coach:

TARGET: 15

TARGET: 16

Name: **Miguel BECERRA (MEX)**
Athlete No: **6**
Coach:


End	Arrows			Score	Total
1	X	X	10	30	30
2	10	10	9	29	59
3	X	X	9	29	88
4	10	10	10	30	118
5	X	X	10	30	148

Match Total:	148
--------------	-----

Winner

End	Arrows			Score	Total
1	X	X	X	30	30
2	X	X	9	29	59
3	X	X	10	30	89
4	X	X	10	30	119
5	X	X	10	30	149

Match Total:	149
--------------	-----

Timing and Results provided by 



Start List

As of FRI 8 JUL 2022

Back No.	Name	Country Code
10	Lukasz PRZYBYLSKI	POL
2	Christopher PERKINS	CAN





Results

As of FRI 8 JUL 2022

Name: **Lukasz PRZYBYLSKI (POL)**
Athlete No: **10**
Coach:

TARGET: 17

TARGET: 18

Name: **Christopher PERKINS (CAN)**
Athlete No: **2**
Coach:


End	Arrows			Score	Total
1	10	10	10	30	30
2	X	9	9	28	58
3	X	10	9	29	87
4	X	X	10	30	117
5	10	9	9	28	145

Match Total:	145
--------------	-----

Winner

End	Arrows			Score	Total
1	X	X	10	30	30
2	X	10	10	30	60
3	X	X	9	29	89
4	X	X	X	30	119
5	10	10	9	29	148

Match Total:	148
--------------	-----

Timing and Results provided by  TISSOT





Start List

As of FRI 8 JUL 2022

Back No.	Name	Country Code
1	Mike SCHLOESSER	NED
17	Taeyoon KIM	KOR





Results

As of FRI 8 JUL 2022

Name: **Mike SCHLOESSER (NED)**

TARGET: 11

TARGET: 11

Name: **Taeyoon KIM (KOR)**

Athlete No: **1**

Athlete No: **17**

Coach:

Coach:


Winner

End	Arrows			Score	Total
1	X	X	10	30	30
2	X	X	X	30	60
3	X	X	10	30	90
4	10	10	10	30	120
5	X	10	10	30	150


Match Total: 150

End	Arrows			Score	Total
1	X	10	10	30	30
2	X	10	9	29	59
3	10	10	9	29	88
4	X	9	9	28	116
5	X	X	10	30	146

Match Total: 146

Timing and Results provided by  TISSOT





Start List

As of FRI 8 JUL 2022

Back No.	Name	Country Code
9	Abhishek VERMA	IND
8	Robin JAATMA	EST



Results

As of FRI 8 JUL 2022

Name: **Abhishek VERMA (IND)**

TARGET: 12

TARGET: 12

Name: **Robin JAATMA (EST)**

Athlete No: **9**

Athlete No: **8**

Coach:

Coach:


Winner

End	Arrows			Score	Total
1	X	X	X	30	30
2	X	X	X	30	60
3	X	X	10	30	90
4	X	10	9	29	119
5	X	X	10	30	149

Match Total:	149
--------------	-----

End	Arrows			Score	Total
1	X	10	10	30	30
2	X	10	10	30	60
3	10	10	10	30	90
4	X	X	10	30	120
5	10	9	9	28	148

Match Total:	148
--------------	-----


Timing and Results provided by  TISSOT



Start List

As of FRI 8 JUL 2022

Back No.	Name	Country Code
5	Jozef BOSANSKY	SVK
12	Adrien GONTIER	FRA

Timing and Results provided by  TISSOT





Results

As of FRI 8 JUL 2022

Name: **Jozef BOSANSKY (SVK)**

TARGET: 13

TARGET: 13

Name: **Adrien GONTIER (FRA)**

Athlete No: **5**

Athlete No: **12**

Coach:

Coach:

Winner

End	Arrows			Score	Total
1	X	X	9	29	29
2	X	9	9	28	57
3	X	X	10	30	87
4	X	X	10	30	117
5	X	X	10	30	147

Match Total:	147
--------------	-----

End	Arrows			Score	Total
1	X	X	10	30	30
2	X	9	9	28	58
3	X	X	10	30	88
4	X	10	9	29	117
5	X	X	9	29	146

Match Total:	146
--------------	-----



Start List

As of FRI 8 JUL 2022

Back No.	Name	Country Code
20	Aman SAINI	IND
4	Jean-Philippe BOULCH	FRA





Results

As of FRI 8 JUL 2022

Name: **Aman SAINI (IND)**

Athlete No: **20**

Coach:

TARGET: 14

TARGET: 14

Name: **Jean-Philippe BOULCH (FRA)**

Athlete No: **4**

Coach:


End	Arrows			Score	Total
1	X	10	10	30	30
2	10	10	9	29	59
3	10	9	9	28	87
4	X	9	9	28	115
5	X	X	X	30	145

Match Total:	145
--------------	-----

Winner

End	Arrows			Score	Total
1	X	10	9	29	29
2	X	X	10	30	59
3	10	10	9	29	88
4	X	10	10	30	118
5	10	10	10	30	148

Match Total:	148
--------------	-----

Timing and Results provided by  **TISSOT**





Start List

As of FRI 8 JUL 2022

Back No.	Name	Country Code
3	Roberto HERNANDEZ	ESA
14	Mathias FULLERTON	DEN





Results

As of FRI 8 JUL 2022

Name: **Roberto HERNANDEZ (ESA)**
Athlete No: **3**
Coach:

TARGET: 15

TARGET: 15

Name: **Mathias FULLERTON (DEN)**
Athlete No: **14**
Coach:

Winner

End	Arrows			Score	Total
1	X	X	10	30	30
2	X	X	10	30	60
3	X	9	9	28	88
4	X	10	10	30	118
5	X	10	9	29	147

Match Total:	147
--------------	-----

End	Arrows			Score	Total
1	X	X	10	30	30
2	X	X	9	29	59
3	X	10	9	29	88
4	X	10	9	29	117
5	X	X	9	29	146

Match Total:	146
--------------	-----



Start List

As of FRI 8 JUL 2022

Back No.	Name	Country Code
11	Braden GELLENTHIEN	USA
6	Miguel BECERRA	MEX





Results

As of FRI 8 JUL 2022

Name: **Braden GELLENTHIEN (USA)** TARGET: 16
 Athlete No: **11**
 Coach:

Name: **Miguel BECERRA (MEX)** TARGET: 16
 Athlete No: **6**
 Coach:

End	Arrows			Score	Total
1	X	10	10	30	30
2	X	X	10	30	60
3	X	10	9	29	89
4	10	10	10	30	119
5	10	9	9	28	147

Match Total:	147
--------------	-----


Shoot-off:	T.10
------------	------

Winner

End	Arrows			Score	Total
1	X	10	10	30	30
2	X	10	9	29	59
3	X	10	10	30	89
4	10	10	9	29	118
5	X	10	9	29	147

Match Total:	147
--------------	-----

Shoot-off:	T.X+
------------	------

Timing and Results provided by  **TISSOT**



Start List

As of FRI 8 JUL 2022

Back No.	Name	Country Code
7	Nico WIENER	AUT
10	Lukasz PRZYBYLSKI	POL



Results

As of FRI 8 JUL 2022

Name: **Nico WIENER (AUT)**

Athlete No: **7**

Coach:

TARGET: 17

TARGET: 17

Name: **Lukasz PRZYBYLSKI (POL)**

Athlete No: **10**

Coach:


End	Arrows			Score	Total
1	X	X	10	30	30
2	X	X	X	30	60
3	10	9	8	27	87
4	X	X	10	30	117
5	X	10	9	29	146

Match Total:	146
--------------	-----

Winner

End	Arrows			Score	Total
1	X	X	10	30	30
2	X	X	10	30	60
3	10	10	10	30	90
4	X	10	10	30	120
5	X	10	10	30	150

Match Total:	150
--------------	-----

Timing and Results provided by  TISSOT





Start List

As of FRI 8 JUL 2022

Back No.	Name	Country Code
15	James LUTZ	USA
2	Christopher PERKINS	CAN





Results

As of FRI 8 JUL 2022

Name: **James LUTZ (USA)**
Athlete No: **15**
Coach:

TARGET: 18

TARGET: 18

Name: **Christopher PERKINS (CAN)**
Athlete No: **2**
Coach:


End	Arrows			Score	Total
1	X	X	9	29	29
2	9	9	9	27	56
3	X	X	10	30	86
4	10	10	10	30	116
5	X	10	10	30	146

Match Total:	146
--------------	-----

Winner

End	Arrows			Score	Total
1	X	10	10	30	30
2	X	10	10	30	60
3	X	9	9	28	88
4	X	X	10	30	118
5	X	10	10	30	148

Match Total:	148
--------------	-----

Timing and Results provided by  TISSOT



Start List

As of FRI 8 JUL 2022

Back No.	Name	Country Code
17	Taeyoon KIM	KOR
16	Danie OOSTHUIZEN	AUS





Results

As of SUN 10 JUL 2022

Name: **Taeyoon KIM (KOR)**
Athlete No: **17**
Coach:

TARGET: 10

TARGET: 10

Name: **Danie OOSTHUIZEN (AUS)**
Athlete No: **16**
Coach:

Winner

End	Arrows			Score	Total
1	10	9	8	27	27
2	X	X	9	29	56
3	X	X	X	30	86
4	X	9	9	28	114
5	X	X	10	30	144

Match Total: 144


Shoot-off: T.9+

End	Arrows			Score	Total
1	10	10	9	29	29
2	X	10	9	29	58
3	X	10	9	29	87
4	X	10	9	29	116
5	X	9	9	28	144

Match Total: 144

Shoot-off: T.9

Legend:
+ Closer to the centre

Timing and Results provided by 



Start List

As of FRI 8 JUL 2022

Back No.	Name	Country Code
9	Abhishek VERMA	IND
24	Ben THOMPSON	USA





Results

As of FRI 8 JUL 2022

Name: **Abhishek VERMA (IND)**
Athlete No: **9**
Coach:

TARGET: 11

TARGET: 11

Name: **Ben THOMPSON (USA)**
Athlete No: **24**
Coach:

Winner

End	Arrows			Score	Total
1	X	X	X	30	30
2	X	X	10	30	60
3	X	X	9	29	89
4	X	X	9	29	118
5	X	X	10	30	148

Match Total:	148
--------------	-----

End	Arrows			Score	Total
1	X	9	9	28	28
2	X	10	10	30	58
3	10	9	8	27	85
4	10	9	9	28	113
5	9	9	9	27	140

Match Total:	140
--------------	-----



Start List

As of FRI 8 JUL 2022

Back No.	Name	Country Code
25	Folkers HERHOLDT	RSA
8	Robin JAATMA	EST





Results

As of FRI 8 JUL 2022

Name: **Folkers HERHOLDT (RSA)**
Athlete No: **25**
Coach:

TARGET: 12

TARGET: 12

Name: **Robin JAATMA (EST)**
Athlete No: **8**
Coach:


End	Arrows			Score	Total
1	10	9	8	27	27
2	10	9	8	27	54
3	X	10	10	30	84
4	X	X	X	30	114
5	X	9	9	28	142

Match Total:	142
--------------	-----

Winner

End	Arrows			Score	Total
1	X	X	9	29	29
2	X	10	10	30	59
3	X	X	9	29	88
4	X	X	10	30	118
5	10	10	10	30	148

Match Total:	148
--------------	-----

Timing and Results provided by  TISSOT



Start List

As of FRI 8 JUL 2022

Back No.	Name	Country Code
21	Sergey KHRISTICH	KAZ
12	Adrien GONTIER	FRA





Results

As of FRI 8 JUL 2022

Name: **Sergey KHRISTICH (KAZ)**
Athlete No: **21**
Coach:

TARGET: 13

TARGET: 13

Name: **Adrien GONTIER (FRA)**
Athlete No: **12**
Coach:


End	Arrows			Score	Total
1	X	X	10	30	30
2	X	10	9	29	59
3	X	X	10	30	89
4	10	10	9	29	118
5	10	9	9	28	146

Match Total:	146
--------------	-----

Winner

End	Arrows			Score	Total
1	10	10	10	30	30
2	X	X	10	30	60
3	X	10	10	30	90
4	X	X	10	30	120
5	X	X	10	30	150

Match Total:	150
--------------	-----

Timing and Results provided by  TISSOT



Start List

As of FRI 8 JUL 2022

Back No.	Name	Country Code
13	Daniel MUNOZ	COL
20	Aman SAINI	IND





Results

As of FRI 8 JUL 2022

Name: **Daniel MUNOZ (COL)**
Athlete No: **13**
Coach:

TARGET: 14

TARGET: 14

Name: **Aman SAINI (IND)**
Athlete No: **20**
Coach:


End	Arrows			Score	Total
1	X	9	9	28	28
2	10	10	8	28	56
3	X	10	9	29	85
4	10	10	9	29	114
5	10	9	9	28	142

Match Total:	142
--------------	-----

Winner

End	Arrows			Score	Total
1	X	10	10	30	30
2	X	9	9	28	58
3	10	10	9	29	87
4	X	10	10	30	117
5	10	10	10	30	147

Match Total:	147
--------------	-----

Timing and Results provided by  **TISSOT**



Start List

As of FRI 8 JUL 2022

Back No.	Name	Country Code
19	Youngjun YUN	KOR
14	Mathias FULLERTON	DEN





Results

As of FRI 8 JUL 2022

Name: **Youngjun YUN (KOR)**
Athlete No: **19**
Coach:

TARGET: 15

TARGET: 15

Name: **Mathias FULLERTON (DEN)**
Athlete No: **14**
Coach:


End	Arrows			Score	Total
1	10	9	9	28	28
2	10	10	9	29	57
3	X	10	10	30	87
4	X	10	8	28	115
5	X	X	X	30	145

Match Total:	145
--------------	-----

Winner

End	Arrows			Score	Total
1	X	10	9	29	29
2	X	10	10	30	59
3	10	10	10	30	89
4	X	X	10	30	119
5	X	X	9	29	148

Match Total:	148
--------------	-----

Timing and Results provided by  TISSOT



Start List

As of FRI 8 JUL 2022

Back No.	Name	Country Code
11	Braden GELLENTHIEN	USA
22	Riku van TONDER	NZL





Results

As of FRI 8 JUL 2022

Name: **Braden GELLENTHIEN (USA)** TARGET: 16
 Athlete No: **11**
 Coach:

Name: **Riku van TONDER (NZL)** TARGET: 16
 Athlete No: **22**
 Coach:

Winner

End	Arrows			Score	Total
1	X	10	9	29	29
2	10	9	9	28	57
3	X	10	10	30	87
4	X	10	10	30	117
5	X	10	9	29	146

Match Total:	146
--------------	-----

End	Arrows			Score	Total
1	X	X	X	30	30
2	X	10	9	29	59
3	9	9	9	27	86
4	X	10	9	29	115
5	X	9	9	28	143

Match Total:	143
--------------	-----



Start List

As of FRI 8 JUL 2022

Back No.	Name	Country Code
23	Beyers de KLERK	RSA
10	Lukasz PRZYBYLSKI	POL





Results

As of FRI 8 JUL 2022

Name: **Beyers de KLERK (RSA)**
Athlete No: **23**
Coach:

TARGET: 17

TARGET: 17

Name: **Lukasz PRZYBYLSKI (POL)**
Athlete No: **10**
Coach:


End	Arrows			Score	Total
1	X	10	9	29	29
2	X	X	9	29	58
3	10	10	8	28	86
4	10	9	9	28	114
5	10	9	9	28	142

Match Total:	142
--------------	-----

Winner

End	Arrows			Score	Total
1	10	10	10	30	30
2	X	X	9	29	59
3	X	10	10	30	89
4	X	X	X	30	119
5	X	10	10	30	149

Match Total:	149
--------------	-----

Timing and Results provided by  TISSOT



Start List

As of FRI 8 JUL 2022

Back No.	Name	Country Code
15	James LUTZ	USA
18	Tim KRIPPENDORF	GER





Results

As of FRI 8 JUL 2022

Name: **James LUTZ (USA)**
Athlete No: **15**
Coach:

TARGET: 18

TARGET: 18

Name: **Tim KRIPPENDORF (GER)**
Athlete No: **18**
Coach:

Winner

End	Arrows			Score	Total
1	X	10	10	30	30
2	X	X	9	29	59
3	X	9	9	28	87
4	X	10	10	30	117
5	10	9	9	28	145


Match Total:	145
--------------	-----

Shoot-off:	T.X
------------	-----

End	Arrows			Score	Total
1	X	10	9	29	29
2	X	10	10	30	59
3	X	10	10	30	89
4	X	9	9	28	117
5	X	9	9	28	145

Match Total:	145
--------------	-----

Shoot-off:	T.10
------------	------



Start List

As of FRI 8 JUL 2022

Target	Name	Country Code
010A	Ben THOMPSON	USA
010C	Aman SAINI	IND
011A	James LUTZ	USA
011B	Christopher PERKINS	CAN
011C	Abhishek VERMA	IND
012A	Braden GELLENTHIEN	USA
012B	Beyers de KLERK	RSA
012C	Taeyoon KIM	KOR
013A	Miguel BECERRA	MEX
013B	Folkers HERHOLDT	RSA
013C	Youngjun YUN	KOR
014A	Lukasz PRZYBYLSKI	POL
014B	Danie OOSTHUIZEN	AUS
014C	Mike SCHLOESSER	NED
015A	Sergey KHRISTICH	KAZ
015B	Roberto HERNANDEZ	ESA
015C	Tim KRIPPENDORF	GER
016A	Daniel MUNOZ	COL
016B	Nico WIENER	AUT
016C	Jozef BOSANSKY	SVK
017A	Mathias FULLERTON	DEN
017B	Riku van TONDER	NZL
017C	Jean-Philippe BOULCH	FRA
018A	Robin JAATMA	EST
018C	Adrien GONTIER	FRA




Results

As of FRI 8 JUL 2022

Rank	Name	Country Code	Round 1		Round 2		10s	Xs	Total Score	Shoot of	Remark
			Score	Rank	Score	Rank					
1	Mike SCHLOESSER	NED	356	1	357	2	65	38	713		Q
2	Christopher PERKINS	CAN	355	6	358	1	65	25	713		Q
3	Roberto HERNANDEZ	ESA	355	4	356	4	63	34	711		Q
4	Jean-Philippe BOULCH	FRA	356	2	354	5	62	31	710		Q
5	Jozef BOSANSKY	SVK	352	11	357	3	61	28	709		Q
6	Miguel BECERRA	MEX	354	8	354	6	60	22	708		Q
7	Nico WIENER	AUT	355	5	352	11	59	30	707		Q
8	Robin JAATMA	EST	355	3	352	14	59	28	707		Q
9	Abhishek VERMA	IND	354	7	353	8	59	27	707		Q
10	Lukasz PRZYBYLSKI	POL	352	10	353	9	58	29	705		Q
11	Braden GELLENTHIEN	USA	353	9	351	16	56	28	704		Q
12	Adrien GONTIER	FRA	351	12	352	13	55	24	703		Q
13	Daniel MUNOZ	COL	348	14	353	7	54	27	701		Q
14	Mathias FULLERTON	DEN	348	15	353	10	53	18	701		Q
15	James LUTZ	USA	347	17	352	12	51	25	699		Q
16	Danie OOSTHUIZEN	AUS	345	21	351	15	51	19	696		Q
17	Taeyoon KIM	KOR	346	19	350	18	50	23	696		Q
18	Tim KRIPPENDORF	GER	347	18	349	20	48	24	696		Q
19	Youngjun YUN	KOR	349	13	346	22	51	28	695		Q
20	Aman SAINI	IND	346	20	349	19	49	21	695		Q
21	Sergey KHRISTICH	KAZ	347	16	347	21	48	22	694		Q
22	Riku van TONDER	NZL	345	22	346	23	45	15	691		Q
23	Beyers de KLERK	RSA	340	25	350	17	45	18	690		Q
24	Ben THOMPSON	USA	343	23	334	24	37	18	677		Q
25	Folkers HERHOLDT	RSA	340	24	329	25	40	15	669		Q

Legend:
Q Qualified

Timing and Results provided by  TISSOT



Archery

Men's Recurve






Entry List by Event

As of SAT 9 JUL 2022

Country	Name	Date of Birth
CRO - Croatia	Alen REMAR	19 AUG 1999
CZE - Czech Republic	Tadeas KALVAS	18 DEC 1990
ESP - Spain	Carlos IGLESIAS	5 JUL 1999
FRA - France	Sam HERLICQ	27 JUN 1997
GBR - Great Britain	Patrick HUSTON	5 JAN 1996
GER - Germany	Florian UNRUH	7 JUN 1993
ITA - Italy	Marco MORELLO	30 DEC 1992
JPN - Japan	Wataru OONUKE	26 APR 1994
SLO - Slovenia	Den HABJAN MALAVASIC	15 JUL 1992
SWE - Sweden	Jonathan ANDERSSON	25 MAR 1993
USA - United States of America	Brady ELLISON Matthew NOFEL	27 OCT 1988 9 MAR 1999

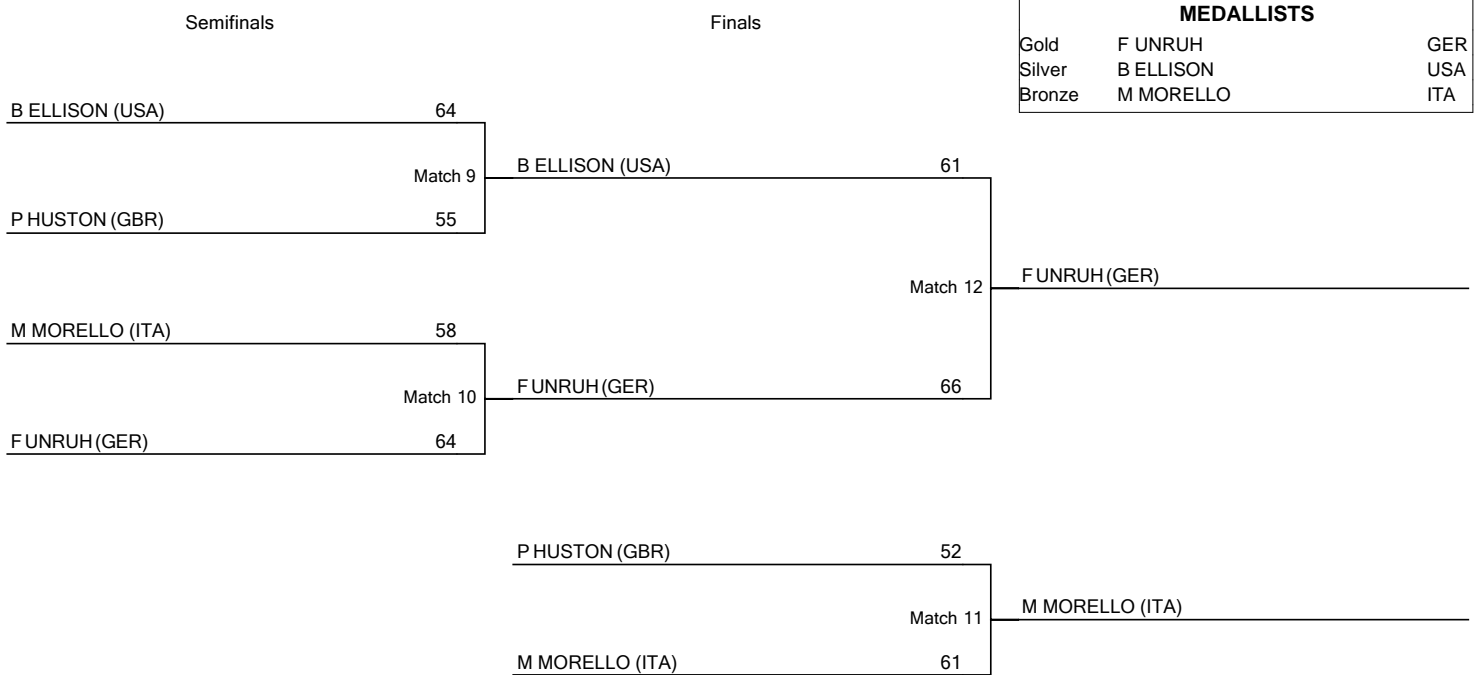
Timing and Results provided by  TISSOT






Brackets

As of TUE 12 JUL 2022




Timing and Results provided by  TISSOT



Medallists

As of TUE 12 JUL 2022

Medal	Name	Country
GOLD	Florian UNRUH	GER - Germany
SILVER	Brady ELLISON	USA - United States of America
BRONZE	Marco MORELLO	ITA - Italy


Timing and Results provided by  TISSOT



Start List

As of TUE 12 JUL 2022

Back No.	Name	Country Code
3	Patrick HUSTON	GBR
4	Marco MORELLO	ITA

Timing and Results provided by  TISSOT





Results

As of TUE 12 JUL 2022

Name: **Patrick HUSTON (GBR)**
Athlete No: **3**
Coach:

TARGET: 1

TARGET: 2

Name: **Marco MORELLO (ITA)**
Athlete No: **4**
Coach:

End	Arrows			Score	Total
1	4	2	5	11	11
2	3	4	4	11	22
3	6	4	6	16	38
4	4	4	6	14	52

Match Total:	52
--------------	----

Winner

End	Arrows			Score	Total
1	5	5	4	14	14
2	6	6	6	18	32
3	6	4	4	14	46
4	4	5	6	15	61

Match Total:	61
--------------	----



Start List

As of TUE 12 JUL 2022

Back No.	Name	Country Code
1	Brady ELLISON	USA
2	Florian UNRUH	GER





Results

As of TUE 12 JUL 2022

Name: **Brady ELLISON (USA)**

Athlete No: **1**

Coach:

TARGET: 1

TARGET: 1

Name: **Florian UNRUH (GER)**

Athlete No: **2**

Coach:


End	Arrows			Score	Total
1	5	5	6	16	16
2	6	4	5	15	31
3	4	5	6	15	46
4	5	5	5	15	61

Match Total:	61
--------------	----

Winner

End	Arrows			Score	Total
1	4	4	6	14	14
2	6	6	6	18	32
3	6	6	6	18	50
4	6	6	4	16	66

Match Total:	66
--------------	----

Timing and Results provided by  TISSOT






Start List

As of MON 11 JUL 2022

Back No.	Name	Country Code
1	Brady ELLISON	USA
3	Patrick HUSTON	GBR

Timing and Results provided by  TISSOT





Results

As of TUE 12 JUL 2022

Name: **Brady ELLISON (USA)**

TARGET: 1

TARGET: 2

Name: **Patrick HUSTON (GBR)**

Athlete No: **1**

Athlete No: **3**

Coach:

Coach:


Winner

End	Arrows			Score	Total
1	6	6	5	17	17
2	6	5	6	17	34
3	4	6	6	16	50
4	5	4	5	14	64

Match Total:	64
--------------	----

End	Arrows			Score	Total
1	5	4	4	13	13
2	4	4	6	14	27
3	4	5	5	14	41
4	5	5	4	14	55

Match Total:	55
--------------	----

Timing and Results provided by  TISSOT





Start List

As of MON 11 JUL 2022

Back No.	Name	Country Code
4	Marco MORELLO	ITA
2	Florian UNRUH	GER





Results

As of TUE 12 JUL 2022

Name: **Marco MORELLO (ITA)**
Athlete No: **4**
Coach:

TARGET: 1

TARGET: 2

Name: **Florian UNRUH (GER)**
Athlete No: **2**
Coach:

End	Arrows			Score	Total
1	5	5	5	15	15
2	4	5	4	13	28
3	4	6	4	14	42
4	6	5	5	16	58

Match Total:	58
--------------	----

Winner

End	Arrows			Score	Total
1	5	5	6	16	16
2	6	5	6	17	33
3	6	5	6	17	50
4	4	5	5	14	64

Match Total:	64
--------------	----



Start List

As of SUN 10 JUL 2022

Back No.	Name	Country Code
12	Carlos IGLESIAS	ESP
9	Den HABJAN MALAVASIC	SLO



Results

As of MON 11 JUL 2022

Name: **Carlos IGLESIAS (ESP)**

TARGET: 1

TARGET: 2

Name: **Den HABJAN MALAVASIC (SLO)**

Athlete No: **12**

Coach:

Athlete No: **9**

Coach:


End	Arrows			Score	Total
1	5	5	3	13	13
2	5	5	4	14	27
3	6	5	5	16	43
4	5	3	2	10	53
5	6	5	M	11	64
6	6	3	3	12	76

Match Total:	76
--------------	----

Winner

End	Arrows			Score	Total
1	6	6	5	17	17
2	5	5	4	14	31
3	5	5	5	15	46
4	6	5	5	16	62
5	5	4	4	13	75
6	5	5	4	14	89

Match Total:	89
--------------	----

Timing and Results provided by  **TISSOT**



Start List

As of MON 11 JUL 2022

Back No.	Name	Country Code
9	Den HABJAN MALAVASIC	SLO
8	Wataru OONUKI	JPN





Results

As of MON 11 JUL 2022

Name: **Den HABJAN MALAVASIC (SLO)**

TARGET: 1

TARGET: 2

Name: **Wataru OONUKI (JPN)**

Athlete No: **9**

Coach:

Athlete No: **8**

Coach:


End	Arrows			Score	Total
1	6	4	4	14	14
2	6	6	4	16	30
3	5	5	4	14	44
4	6	5	4	15	59
5	6	6	6	18	77
6	6	5	4	15	92

Match Total:	92
--------------	----

Winner

End	Arrows			Score	Total
1	6	5	4	15	15
2	6	5	4	15	30
3	6	5	5	16	46
4	6	5	5	16	62
5	6	6	5	17	79
6	6	4	4	14	93

Match Total:	93
--------------	----

Timing and Results provided by  **TISSOT**



Start List

As of MON 11 JUL 2022

Back No.	Name	Country Code
8	Wataru OONUKE	JPN
5	Alen REMAR	CRO





Results

As of MON 11 JUL 2022

Name: **Wataru OONUKI (JPN)**

Athlete No: **8**

Coach:

TARGET: 1

TARGET: 2

Name: **Alen REMAR (CRO)**

Athlete No: **5**

Coach:


End	Arrows			Score	Total
1	5	4	4	13	13
2	4	4	4	12	25
3	5	4	4	13	38
4	6	6	4	16	54
5	6	4	2	12	66
6	5	5	4	14	80

Match Total:	80
Shoot-off:	T.4

Winner

End	Arrows			Score	Total
1	4	4	3	11	11
2	5	5	4	14	25
3	6	4	4	14	39
4	5	4	3	12	51
5	6	4	4	14	65
6	6	5	4	15	80

Match Total:	80
Shoot-off:	T.5

Timing and Results provided by  TISSOT



Start List

As of MON 11 JUL 2022

Back No.	Name	Country Code
5	Alen REMAR	CRO
4	Marco MORELLO	ITA





Results

As of MON 11 JUL 2022

Name: **Alen REMAR (CRO)**

Athlete No: **5**

Coach:

TARGET: 1

TARGET: 2

Name: **Marco MORELLO (ITA)**

Athlete No: **4**

Coach:


End	Arrows			Score	Total
1	5	4	3	12	12
2	5	4	4	13	25
3	6	4	4	14	39
4	6	4	3	13	52
5	6	6	5	17	69
6	5	4	3	12	81

Match Total:	81
--------------	----

Winner

End	Arrows			Score	Total
1	6	5	4	15	15
2	6	4	4	14	29
3	6	6	4	16	45
4	5	4	4	13	58
5	6	6	4	16	74
6	6	4	3	13	87

Match Total:	87
--------------	----

Timing and Results provided by  TISSOT





Start List

As of SUN 10 JUL 2022

Back No.	Name	Country Code
10	Sam HERLICQ	FRA
11	Tadeas KALVAS	CZE





Results

As of MON 11 JUL 2022

Name: **Sam HERLICQ (FRA)**
Athlete No: **10**
Coach:

TARGET: 1

TARGET: 2

Name: **Tadeas KALVAS (CZE)**
Athlete No: **11**
Coach:


End	Arrows			Score	Total
1	5	5	4	14	14
2	5	5	5	15	29
3	6	5	3	14	43
4	6	4	4	14	57
5	5	4	4	13	70
6	6	4	4	14	84

Match Total:	84
--------------	----

Winner

End	Arrows			Score	Total
1	6	5	4	15	15
2	5	5	4	14	29
3	6	5	5	16	45
4	6	5	5	16	61
5	5	5	3	13	74
6	4	4	4	12	86

Match Total:	86
--------------	----

Timing and Results provided by  TISSOT



Start List

As of MON 11 JUL 2022

Back No.	Name	Country Code
7	Jonathan ANDERSSON	SWE
11	Tadeas KALVAS	CZE





Results

As of MON 11 JUL 2022

Name: **Jonathan ANDERSSON (SWE)** TARGET: 1
 Athlete No: **7**
 Coach:

Name: **Tadeas KALVAS (CZE)** TARGET: 2
 Athlete No: **11**
 Coach:


Winner

End	Arrows			Score	Total
1	5	5	5	15	15
2	6	5	5	16	31
3	6	5	5	16	47
4	6	6	6	18	65
5	6	5	5	16	81
6	6	5	4	15	96

Match Total:	96
--------------	----

End	Arrows			Score	Total
1	6	6	4	16	16
2	5	5	4	14	30
3	6	6	5	17	47
4	5	5	4	14	61
5	6	5	1	12	73
6	5	4	4	13	86

Match Total:	86
--------------	----

Timing and Results provided by  **TISSOT**





Start List

As of MON 11 JUL 2022

Back No.	Name	Country Code
6	Matthew NOFEL	USA
7	Jonathan ANDERSSON	SWE





Results

As of MON 11 JUL 2022

Name: **Matthew NOFEL (USA)**
Athlete No: **6**
Coach:

TARGET: 1

TARGET: 2

Name: **Jonathan ANDERSSON (SWE)**
Athlete No: **7**
Coach:


End	Arrows			Score	Total
1	6	5	4	15	15
2	5	5	4	14	29
3	6	5	4	15	44
4	4	4	4	12	56
5	4	3	3	10	66
6	5	4	4	13	79

Match Total:	79
--------------	----

Winner

End	Arrows			Score	Total
1	5	5	4	14	14
2	6	5	5	16	30
3	5	5	5	15	45
4	6	5	5	16	61
5	5	4	3	12	73
6	5	4	3	12	85

Match Total:	85
--------------	----

Timing and Results provided by  TISSOT



Start List

As of MON 11 JUL 2022

Back No.	Name	Country Code
3	Patrick HUSTON	GBR
7	Jonathan ANDERSSON	SWE



Results

As of MON 11 JUL 2022

Name: **Patrick HUSTON (GBR)**

TARGET: 1

TARGET: 1

Name: **Jonathan ANDERSSON (SWE)**

Athlete No: **3**

Athlete No: **7**

Coach:

Coach:


Winner

End	Arrows			Score	Total
1	6	6	5	17	17
2	6	6	6	18	35
3	6	6	5	17	52
4	6	5	4	15	67
5	6	6	6	18	85
6	4	4	4	12	97

Match Total: 97

End	Arrows			Score	Total
1	5	3	3	11	11
2	6	6	6	18	29
3	6	6	5	17	46
4	6	6	6	18	64
5	5	5	4	14	78
6	5	4	4	13	91

Match Total: 91

Timing and Results provided by  TISSOT



Start List

As of MON 11 JUL 2022

Back No.	Name	Country Code
1	Brady ELLISON	USA
2	Florian UNRUH	GER





Results

As of MON 11 JUL 2022

Name: **Brady ELLISON (USA)**

TARGET: 1

TARGET: 2

Name: **Florian UNRUH (GER)**

Athlete No: **1**

Athlete No: **2**

Coach:

Coach:


End	Arrows			Score	Total
1	5	5	4	14	14
2	6	5	4	15	29
3	6	6	6	18	47
4	5	4	4	13	60
5	6	5	5	16	76
6	5	5	4	14	90

Match Total:	90
--------------	----

Winner

End	Arrows			Score	Total
1	6	6	5	17	17
2	6	5	5	16	33
3	6	6	4	16	49
4	6	4	4	14	63
5	6	6	6	18	81
6	6	6	6	18	99

Match Total:	99
--------------	----

Timing and Results provided by  TISSOT





Start List

As of SAT 9 JUL 2022

Target Name	Country Code
007A Matthew NOFEL	USA
007B Alen REMAR	CRO
007C Tadeas KALVAS	CZE
007D Carlos IGLESIAS	ESP
009A Sam HERLICQ	FRA
009B Patrick HUSTON	GBR
009C Florian UNRUH	GER
009D Marco MORELLO	ITA
011A Brady ELLISON	USA
011B Wataru OONUKI	JPN
011C Den HABJAN MALAVASIC	SLO
011D Jonathan ANDERSSON	SWE






Results

As of SUN 10 JUL 2022

Rank	Target	Name	Country Code	Unmarked		Marked		6s	5s	Total Score	Shoot Off	Remark
				Score	Rank	Score	Rank					
1	009C	Florian UNRUH	GER	196	1			21	12	196		
2	011A	Brady ELLISON	USA	192	2			18	12	192		
3	009B	Patrick HUSTON	GBR	188	3			15	14	188		
3	009D	Marco MORELLO	ITA	188	3			15	14	188		
5	011B	Wataru OONUKI	JPN	179	5			14	12	179		
6	011D	Jonathan ANDERSSON	SWE	178	6			16	9	178		
7	007A	Matthew NOFEL	USA	178	7			12	13	178		
8	007B	Alen REMAR	CRO	177	8			11	13	177		
9	009A	Sam HERLICQ	FRA	174	9			10	12	174		
10	007C	Tadeas KALVAS	CZE	172	10			10	13	172		
11	011C	Den HABJAN MALAVASIC	SLO	168	11			7	14	168		
12	007D	Carlos IGLESIAS	ESP	161	12			7	11	161		

Timing and Results provided by  TISSOT



Start List

As of SUN 10 JUL 2022


Target Name	Country Code
001A Florian UNRUH	GER
001B Brady ELLISON	USA
001C Patrick HUSTON	GBR
001D Marco MORELLO	ITA
003A Wataru OONUKI	JPN
003B Jonathan ANDERSSON	SWE
003C Matthew NOFEL	USA
003D Alen REMAR	CRO
005A Sam HERLICQ	FRA
005B Tadeas KALVAS	CZE
005C Den HABJAN MALAVASIC	SLO
005D Carlos IGLESIAS	ESP



Results

As of SUN 10 JUL 2022

Rank	Target	Name	Country Code	Unmarked		Marked		6s	5s	Total Score	Shoot Off	Remark
				Score	Rank	Score	Rank					
1	001B	Brady ELLISON	USA	192	2	196	1	38	24	388		
2	001A	Florian UNRUH	GER	196	1	183	2	37	21	379		
3	001C	Patrick HUSTON	GBR	188	3	183	2	28	28	371		
4	001D	Marco MORELLO	ITA	188	3	175	8	24	30	363		
5	003D	Alen REMAR	CRO	177	8	183	2	24	27	360		
6	003C	Matthew NOFEL	USA	178	7	180	6	25	26	358		
7	003B	Jonathan ANDERSSON	SWE	178	6	179	7	29	21	357		
8	003A	Wataru OONUKI	JPN	179	5	174	9	24	28	353		
9	005C	Den HABJAN MALAVASIC	SLO	168	11	183	2	17	33	351		
10	005A	Sam HERLICQ	FRA	174	9	169	10	17	27	343		
11	005B	Tadeas KALVAS	CZE	172	10	165	11	15	26	337		
12	005D	Carlos IGLESIAS	ESP	161	12	146	12	13	17	307		

Timing and Results provided by  TISSOT





Archery

Women's Barebow






Entry List by Event

As of TUE 12 JUL 2022

Country	Name	Date of Birth
AUT - Austria	Andrea PAYER	30 JUL 1984
ESP - Spain	Ana Maria CANO GARCIA	27 DEC 1976
FIN - Finland	Anne VILJANEN	1 JUN 1970
FRA - France	Christine GAUTHE	10 JAN 1965
GBR - Great Britain	Victoria WILLIAMS	28 MAR 1968
GER - Germany	Martina BOSCHER	7 MAY 1964
IRL - Ireland	Orla O'CONNOR	27 JAN 1971
ITA - Italy	Cinzia NOZIGLIA	10 NOV 1984
SLO - Slovenia	Tina GUTMAN	17 FEB 1974
SWE - Sweden	Stine ASELL Lina BJORKLUND	27 JUN 1966 9 OCT 1979
USA - United States of America	Christina LYONS	24 AUG 1975

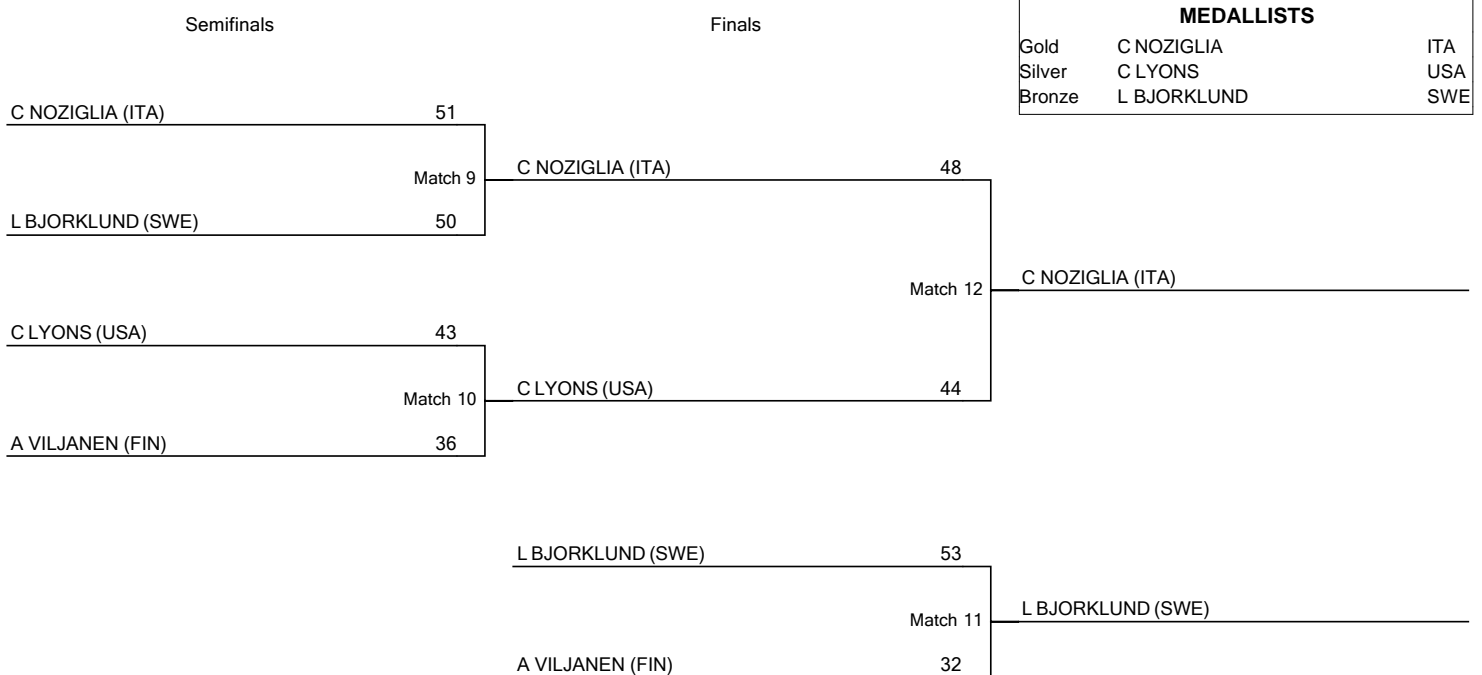
Timing and Results provided by  TISSOT






Brackets

As of FRI 15 JUL 2022



Timing and Results provided by  TISSOT






Medallists

As of FRI 15 JUL 2022

Medal	Name	Country
GOLD	Cinzia NOZIGLIA	ITA - Italy
SILVER	Christina LYONS	USA - United States of America
BRONZE	Lina BJORKLUND	SWE - Sweden

Timing and Results provided by  **TISSOT**



Start List

As of FRI 15 JUL 2022

Back No.	Name	Country Code
7	Lina BJORKLUND	SWE
2	Anne VILJANEN	FIN



Results

As of FRI 15 JUL 2022

Name: **Lina BJORKLUND (SWE)**

TARGET: 1

TARGET: 2

Name: **Anne VILJANEN (FIN)**

Athlete No: **7**

Athlete No: **2**

Coach:

Coach:


Winner

End	Arrows			Score	Total
1	4	4	5	13	13
2	5	4	5	14	27
3	3	6	2	11	38
4	4	6	5	15	53

Match Total:	53
--------------	----

End	Arrows			Score	Total
1	4	3	3	10	10
2	M	3	4	7	17
3	3	3	2	8	25
4	2	3	2	7	32

Match Total:	32
--------------	----

Timing and Results provided by  TISSOT





Start List

As of FRI 15 JUL 2022

Back No.	Name	Country Code
1	Cinzia NOZIGLIA	ITA
4	Christina LYONS	USA





Results

As of FRI 15 JUL 2022

Name: **Cinzia NOZIGLIA (ITA)**

TARGET: 1

TARGET: 2

Name: **Christina LYONS (USA)**

Athlete No: **1**

Athlete No: **4**

Coach:

Coach:


Winner

End	Arrows			Score	Total
1	4	3	3	10	10
2	4	5	4	13	23
3	4	6	4	14	37
4	3	5	3	11	48

Match Total:	48
--------------	----

End	Arrows			Score	Total
1	4	5	3	12	12
2	4	5	4	13	25
3	2	4	3	9	34
4	3	6	1	10	44

Match Total:	44
--------------	----

Timing and Results provided by  TISSOT





Start List

As of THU 14 JUL 2022

Back No.	Name	Country Code
1	Cinzia NOZIGLIA	ITA
7	Lina BJORKLUND	SWE





Results

As of FRI 15 JUL 2022

Name: **Cinzia NOZIGLIA (ITA)**

TARGET: 1

TARGET: 2

Name: **Lina BJORKLUND (SWE)**

Athlete No: **1**

Athlete No: **7**

Coach:

Coach:


Winner

End	Arrows			Score	Total
1	4	5	6	15	15
2	4	4	3	11	26
3	3	2	5	10	36
4	3	6	6	15	51

Match Total:	51
--------------	----

End	Arrows			Score	Total
1	4	5	5	14	14
2	5	5	5	15	29
3	3	3	4	10	39
4	4	3	4	11	50

Match Total:	50
--------------	----

Timing and Results provided by  TISSOT





Start List

As of THU 14 JUL 2022

Back No.	Name	Country Code
4	Christina LYONS	USA
2	Anne VILJANEN	FIN





Results

As of FRI 15 JUL 2022

Name: **Christina LYONS (USA)**
Athlete No: **4**
Coach:

TARGET: 1

TARGET: 2

Name: **Anne VILJANEN (FIN)**
Athlete No: **2**
Coach:


Winner

End	Arrows			Score	Total
1	4	5	4	13	13
2	4	2	6	12	25
3	2	3	5	10	35
4	3	3	2	8	43

Match Total:	43
--------------	----

End	Arrows			Score	Total
1	3	4	4	11	11
2	3	4	1	8	19
3	4	4	3	11	30
4	M	3	3	6	36

Match Total:	36
--------------	----

Timing and Results provided by  TISSOT



Start List

As of WED 13 JUL 2022

Back No.	Name	Country Code
12	Victoria WILLIAMS	GBR
9	Martina BOSCHER	GER



Results

As of THU 14 JUL 2022

Name: **Victoria WILLIAMS (GBR)**
Athlete No: **12**
Coach:

TARGET: 1

TARGET: 2

Name: **Martina BOSCHER (GER)**
Athlete No: **9**
Coach:


End	Arrows			Score	Total
1	4	4	3	11	11
2	4	2	1	7	18
3	4	4	M	8	26
4	3	2	1	6	32
5	6	6	4	16	48
6	3	M	M	3	51

Match Total:	51
--------------	----

Winner

End	Arrows			Score	Total
1	5	4	3	12	12
2	4	3	2	9	21
3	5	4	4	13	34
4	6	4	4	14	48
5	6	4	3	13	61
6	4	4	3	11	72

Match Total:	72
--------------	----

Timing and Results provided by  TISSOT



Start List

As of THU 14 JUL 2022

Back No.	Name	Country Code
9	Martina BOSCHER	GER
8	Stine ASELL	SWE





Results

As of THU 14 JUL 2022

Name: **Martina BOSCHER (GER)**

TARGET: 1

TARGET: 2

Name: **Stine ASELL (SWE)**

Athlete No: **9**

Athlete No: **8**

Coach:

Coach:


Winner

End	Arrows			Score	Total
1	5	4	3	12	12
2	6	6	4	16	28
3	4	3	1	8	36
4	4	4	3	11	47
5	6	5	2	13	60
6	3	2	2	7	67

Match Total:	67
Shoot-off:	T.1

End	Arrows			Score	Total
1	3	2	2	7	7
2	6	5	5	16	23
3	4	3	3	10	33
4	5	4	2	11	44
5	5	5	3	13	57
6	4	3	3	10	67

Match Total:	67
Shoot-off:	T.M

Timing and Results provided by  TISSOT



Start List

As of THU 14 JUL 2022

Back No.	Name	Country Code
9	Martina BOSCHER	GER
5	Christine GAUTHE	FRA



Results

As of THU 14 JUL 2022

Name: **Martina BOSCHER (GER)**
Athlete No: **9**
Coach:

TARGET: 1

TARGET: 2

Name: **Christine GAUTHE (FRA)**
Athlete No: **5**
Coach:


Winner

End	Arrows			Score	Total
1	6	4	4	14	14
2	4	3	3	10	24
3	5	4	4	13	37
4	6	4	3	13	50
5	3	3	1	7	57
6	5	5	3	13	70

Match Total:	70
--------------	----

End	Arrows			Score	Total
1	4	3	1	8	8
2	6	6	2	14	22
3	4	4	3	11	33
4	5	5	4	14	47
5	4	3	3	10	57
6	4	4	2	10	67

Match Total:	67
--------------	----

Timing and Results provided by  TISSOT



Start List

As of THU 14 JUL 2022

Back No.	Name	Country Code
9	Martina BOSCHER	GER
4	Christina LYONS	USA





Results

As of THU 14 JUL 2022

Name: **Martina BOSCHER (GER)**
Athlete No: **9**
Coach:

TARGET: 1

TARGET: 2

Name: **Christina LYONS (USA)**
Athlete No: **4**
Coach:


End	Arrows			Score	Total
1	3	2	1	6	6
2	6	5	5	16	22
3	4	3	1	8	30
4	6	5	5	16	46
5	3	3	3	9	55
6	4	3	3	10	65

Match Total:	65
--------------	----


Winner

End	Arrows			Score	Total
1	4	3	3	10	10
2	6	6	5	17	27
3	6	6	4	16	43
4	6	5	4	15	58
5	6	4	3	13	71
6	6	3	3	12	83

Match Total:	83
--------------	----

Timing and Results provided by 





Start List

As of WED 13 JUL 2022

Back No.	Name	Country Code
10	Orla O'CONNOR	IRL
11	Andrea PAYER	AUT





Results

As of THU 14 JUL 2022

Name: **Orla O'CONNOR (IRL)**
Athlete No: **10**
Coach:

TARGET: 1

TARGET: 2

Name: **Andrea PAYER (AUT)**
Athlete No: **11**
Coach:


End	Arrows			Score	Total
1	5	3	M	8	8
2	6	5	4	15	23
3	5	3	2	10	33
4	6	6	4	16	49
5	3	2	2	7	56
6	4	4	4	12	68

Match Total:	68
--------------	----

Winner

End	Arrows			Score	Total
1	5	4	3	12	12
2	4	4	3	11	23
3	4	4	3	11	34
4	6	5	4	15	49
5	4	4	4	12	61
6	6	5	4	15	76

Match Total:	76
--------------	----

Timing and Results provided by 



Start List

As of THU 14 JUL 2022

Back No.	Name	Country Code
7	Lina BJORKLUND	SWE
11	Andrea PAYER	AUT



Results

As of THU 14 JUL 2022

Name: **Lina BJORKLUND (SWE)**
Athlete No: **7**
Coach:

TARGET: 1

TARGET: 2

Name: **Andrea PAYER (AUT)**
Athlete No: **11**
Coach:

Winner

End	Arrows			Score	Total
1	5	4	3	12	12
2	6	4	4	14	26
3	5	5	4	14	40
4	6	5	4	15	55
5	6	5	5	16	71
6	6	4	3	13	84

Match Total:	84
--------------	----

End	Arrows			Score	Total
1	4	3	2	9	9
2	4	2	2	8	17
3	5	5	4	14	31
4	6	4	4	14	45
5	6	5	5	16	61
6	4	4	3	11	72

Match Total:	72
--------------	----



Start List

As of THU 14 JUL 2022

Back No.	Name	Country Code
6	Ana Maria CANO GARCIA	ESP
7	Lina BJORKLUND	SWE





Results

As of THU 14 JUL 2022

Name: **Ana Maria CANO GARCIA (ESP)**

TARGET: 1

TARGET: 2

Name: **Lina BJORKLUND (SWE)**

Athlete No: **6**

Coach:

Athlete No: **7**

Coach:


End	Arrows			Score	Total
1	6	5	2	13	13
2	4	3	3	10	23
3	4	3	3	10	33
4	4	3	2	9	42
5	3	3	2	8	50
6	4	3	1	8	58

Match Total:	58
--------------	----

Winner

End	Arrows			Score	Total
1	6	5	4	15	15
2	4	4	2	10	25
3	6	4	4	14	39
4	6	6	5	17	56
5	6	5	4	15	71
6	5	4	2	11	82

Match Total:	82
--------------	----

Timing and Results provided by  TISSOT



Start List

As of THU 14 JUL 2022

Back No.	Name	Country Code
3	Tina GUTMAN	SLO
7	Lina BJORKLUND	SWE



Results

As of THU 14 JUL 2022

Name: **Tina GUTMAN (SLO)**

Athlete No: **3**

Coach:

TARGET: 1

TARGET: 2

Name: **Lina BJORKLUND (SWE)**

Athlete No: **7**

Coach:


End	Arrows			Score	Total
1	4	2	1	7	7
2	5	4	4	13	20
3	4	3	3	10	30
4	4	4	4	12	42
5	6	6	5	17	59
6	4	4	3	11	70


Match Total:	70
--------------	----

Winner

End	Arrows			Score	Total
1	4	3	2	9	9
2	6	5	4	15	24
3	4	3	2	9	33
4	5	5	4	14	47
5	6	6	6	18	65
6	5	4	2	11	76

Match Total:	76
--------------	----

Timing and Results provided by  TISSOT



Start List

As of WED 13 JUL 2022

Back No.	Name	Country Code
1	Cinzia NOZIGLIA	ITA
2	Anne VILJANEN	FIN





Results

As of THU 14 JUL 2022

Name: **Cinzia NOZIGLIA (ITA)**

TARGET: 1

TARGET: 2

Name: **Anne VILJANEN (FIN)**

Athlete No: **1**

Athlete No: **2**

Coach:

Coach:

Winner

End	Arrows			Score	Total
1	4	4	2	10	10
2	6	6	4	16	26
3	4	3	3	10	36
4	5	4	3	12	48
5	6	4	3	13	61
6	4	4	3	11	72


Match Total:

72

End	Arrows			Score	Total
1	4	3	M	7	7
2	6	6	6	18	25
3	4	4	2	10	35
4	4	4	3	11	46
5	5	3	3	11	57
6	6	4	3	13	70

Match Total:

70

Timing and Results provided by  TISSOT



Start List

As of TUE 12 JUL 2022

Target Name	Country Code
007A Stine ASELL	SWE
007B Christina LYONS	USA
007C Anne VILJANEN	FIN
007D Ana Maria CANO GARCIA	ESP
009A Andrea PAYER	AUT
009B Christine GAUTHE	FRA
009C Cinzia NOZIGLIA	ITA
009D Tina GUTMAN	SLO
011A Lina BJORKLUND	SWE
011B Orla O'CONNOR	IRL
011C Victoria WILLIAMS	GBR
011D Martina BOSCHER	GER

Timing and Results provided by  TISSOT






Results


As of WED 13 JUL 2022

Rank	Target	Name	Country Code	Unmarked		Marked		6s	5s	Total Score	Shoot Off	Remark
				Score	Rank	Score	Rank					
1	009C	Cinzia NOZIGLIA	ITA	159	1			10	11	159		
2	007C	Anne VILJANEN	FIN	147	2			5	12	147		
3	007A	Stine ASELL	SWE	145	3			5	8	145		
4	009D	Tina GUTMAN	SLO	143	4			4	8	143		
5	009B	Christine GAUTHE	FRA	142	5			3	7	142		
6	007D	Ana Maria CANO GARCIA	ESP	138	6			5	10	138		
7	011A	Lina BJORKLUND	SWE	133	7			2	10	133		
8	011D	Martina BOSCHER	GER	132	8			6	10	132		
9	007B	Christina LYONS	USA	131	9			7	7	131		
10	009A	Andrea PAYER	AUT	131	10			3	6	131		
11	011B	Orla O'CONNOR	IRL	118	11			5	2	118		
11	011C	Victoria WILLIAMS	GBR	118	12			2	6	118		

Target 9 removed after appeal from USA

Timing and Results provided by  TISSOT





Start List

As of WED 13 JUL 2022

Target Name	Country Code
001A Cinzia NOZIGLIA	ITA
001B Stine ASELL	SWE
001C Anne VILJANEN	FIN
001D Christine GAUTHE	FRA
002A Tina GUTMAN	SLO
002B Ana Maria CANO GARCIA	ESP
002C Andrea PAYER	AUT
002D Martina BOSCHER	GER
003A Lina BJORKLUND	SWE
003B Christina LYONS	USA
003C Victoria WILLIAMS	GBR
003D Orla O'CONNOR	IRL




Results

As of WED 13 JUL 2022

Rank	Target	Name	Country Code	Unmarked		Marked		6s	5s	Total Score	Shoot Off	Remark
				Score	Rank	Score	Rank					
1	001A	Cinzia NOZIGLIA	ITA	159	1	153	2	14	19	312		
2	001C	Anne VILJANEN	FIN	147	2	144	5	9	24	291		
3	002A	Tina GUTMAN	SLO	143	4	145	4	7	17	288		
4	003B	Christina LYONS	USA	131	9	153	1	14	11	284		
5	001D	Christine GAUTHE	FRA	142	5	140	8	9	9	282		
6	002B	Ana Maria CANO GARCIA	ESP	138	6	144	6	8	17	282		
7	003A	Lina BJORKLUND	SWE	133	7	147	3	6	20	280		
8	001B	Stine ASELL	SWE	145	3	134	10	12	10	279		
9	002D	Martina BOSCHER	GER	132	8	138	9	10	14	270		
10	003D	Orla O'CONNOR	IRL	118	11	142	7	6	12	260		
11	002C	Andrea PAYER	AUT	131	10	124	11	6	11	255		
12	003C	Victoria WILLIAMS	GBR	118	12	124	12	4	12	242		

Target 9 of Qualification unmarked removed after appeal from USA

Timing and Results provided by  TISSOT





Archery

Women's Compound






Entry List by Event

As of THU 7 JUL 2022

Country	Name	Date of Birth
BEL - Belgium	Sarah PRIEELS	27 FEB 1990
CHI - Chile	Mariana ZUNIGA	12 JUL 2002
COL - Colombia	Sara LOPEZ Alejandra USQUIANO	24 APR 1995 12 MAY 1993
CRO - Croatia	Amanda MLINARIC	7 AUG 2001
DEN - Denmark	Tanja GELLENTHIEN	21 JUL 1995
ESA - El Salvador	Sofia PAIZ	13 MAY 1997
ESP - Spain	Andrea MUNOZ	16 NOV 2002
GBR - Great Britain	Ella GIBSON	7 JUN 2000
IND - India	Muskan KIRAR Jyothi Surekha VENNAM	14 APR 2000 3 JUL 1996
IRI - Islamic Republic of Iran	Geesa BYBORDY	9 MAR 2001
KOR - Republic of Korea	Soojin SIM	1 JUN 2003
MEX - Mexico	Andrea BECERRA	25 JUL 2000
NED - Netherlands	Jody BECKERS Sanne de LAAT	10 DEC 1993 15 FEB 1995
NZL - New Zealand	Walker LISA Elizabeth RANDLE	16 AUG 1971 24 MAY 1996
PUR - Puerto Rico	Paola Maria RAMIREZ GONZALEZ	21 FEB 1999
RSA - South Africa	Gerda ROUX Jeanine van KRADENBURG	4 DEC 1973 11 NOV 1978
SLO - Slovenia	Toja ELLISON	4 JUL 1993


Timing and Results provided by  TISSOT




Entry List by Event

As of THU 7 JUL 2022

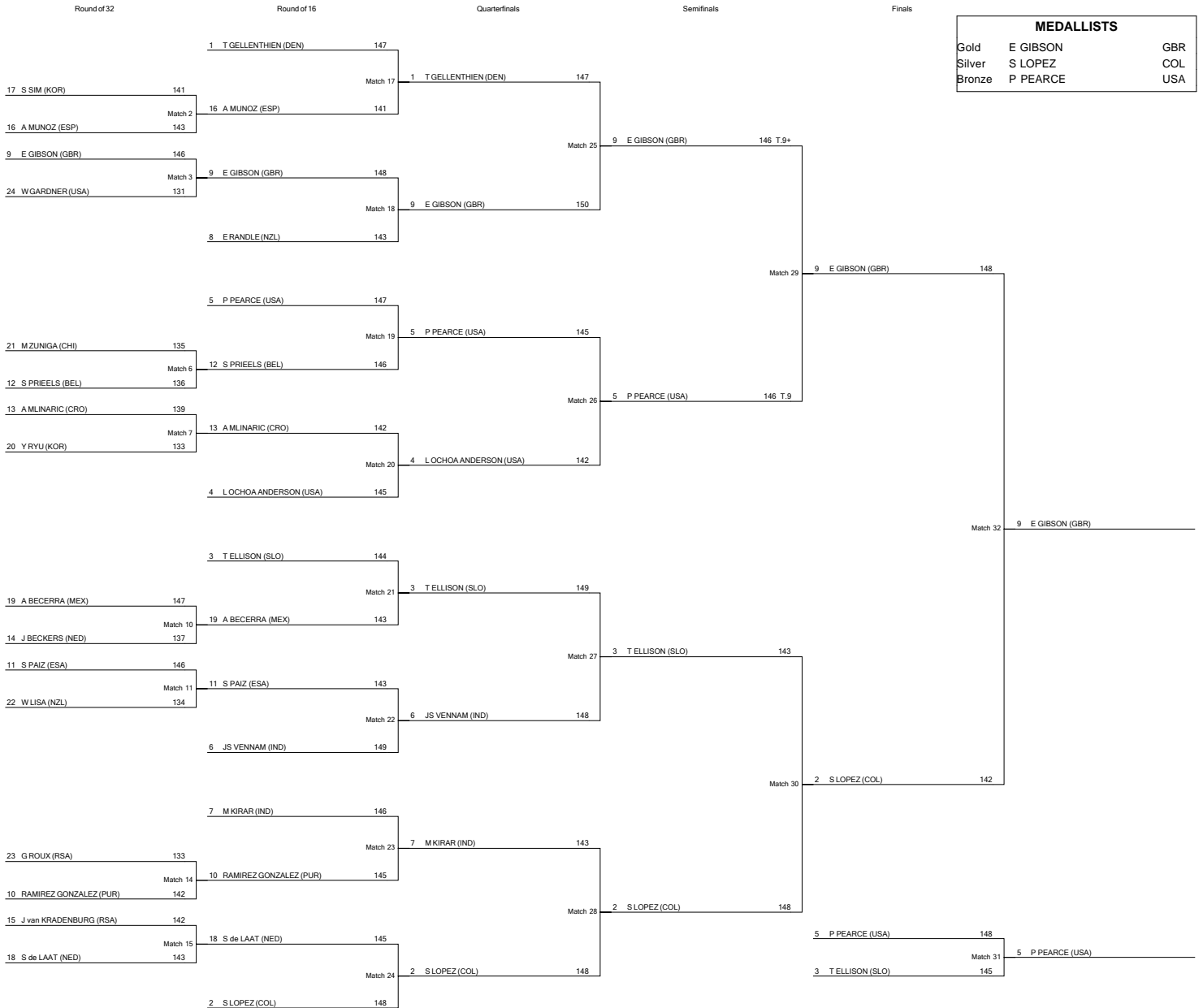
Country	Name	Date of Birth
USA - United States of America	Wendy GARDNER	13 APR 1974
	Linda OCHOA ANDERSON	1 JAN 1987
	Paige PEARCE	21 MAR 1995

Timing and Results provided by  TISSOT




Brackets

As of SAT 9 JUL 2022




Timing and Results provided by TISSOT



Medallists

As of SAT 9 JUL 2022

Medal	Name	Country
GOLD	Ella GIBSON	GBR - Great Britain
SILVER	Sara LOPEZ	COL - Colombia
BRONZE	Paige PEARCE	USA - United States of America

Timing and Results provided by  TISSOT



Start List

As of SAT 9 JUL 2022

Back No.	Name	Country Code
5	Paige PEARCE	USA
3	Toja ELLISON	SLO





Results

As of SAT 9 JUL 2022

Name: **Paige PEARCE (USA)**
Athlete No: **5**
Coach:

TARGET: 1

TARGET: 2

Name: **Toja ELLISON (SLO)**
Athlete No: **3**
Coach:

Winner

End	Arrows			Score	Total
1	10	10	9	29	29
2	10	9	10	29	58
3	10	10	10	30	88
4	10	10	10	30	118
5	10	10	10	30	148

Match Total:	148
--------------	-----

End	Arrows			Score	Total
1	10	9	10	29	29
2	10	10	10	30	59
3	10	10	9	29	88
4	9	10	10	29	117
5	9	9	10	28	145

Match Total:	145
--------------	-----





Start List

As of SAT 9 JUL 2022

Back No.	Name	Country Code
9	Ella GIBSON	GBR
2	Sara LOPEZ	COL



Results

As of SAT 9 JUL 2022

Name: **Ella GIBSON (GBR)**
Athlete No: **9**
Coach:

TARGET: 1

TARGET: 2

Name: **Sara LOPEZ (COL)**
Athlete No: **2**
Coach:


Winner

End	Arrows			Score	Total
1	10	10	10	30	30
2	10	10	10	30	60
3	10	9	9	28	88
4	10	10	10	30	118
5	10	10	10	30	148

Match Total:	148
--------------	-----

End	Arrows			Score	Total
1	10	10	9	29	29
2	10	10	10	30	59
3	8	10	9	27	86
4	10	10	9	29	115
5	9	9	9	27	142

Match Total:	142
--------------	-----



Start List

As of SAT 9 JUL 2022

Back No.	Name	Country Code
9	Ella GIBSON	GBR
5	Paige PEARCE	USA





Results

As of SUN 10 JUL 2022

Name: **Ella GIBSON (GBR)**

Athlete No: **9**

Coach:

TARGET: 1

TARGET: 2

Name: **Paige PEARCE (USA)**

Athlete No: **5**

Coach:

Winner

End	Arrows			Score	Total
1	10	10	9	29	29
2	10	10	10	30	59
3	9	10	10	29	88
4	10	10	10	30	118
5	9	9	10	28	146

Match Total:	146
--------------	-----

Shoot-off:	T.9+
------------	------


End	Arrows			Score	Total
1	9	10	10	29	29
2	9	10	10	29	58
3	9	10	10	29	87
4	9	10	10	29	116
5	10	10	10	30	146

Match Total:	146
--------------	-----

Shoot-off:	T.9
------------	-----

Note:
legend added

Legend:
+ Closer to the centre


Timing and Results provided by  **TISSOT**



Start List

As of SAT 9 JUL 2022

Back No.	Name	Country Code
3	Toja ELLISON	SLO
2	Sara LOPEZ	COL

Timing and Results provided by  TISSOT





Results

As of SAT 9 JUL 2022

Name: **Toja ELLISON (SLO)**

Athlete No: **3**

Coach:

TARGET: 1

TARGET: 2

Name: **Sara LOPEZ (COL)**

Athlete No: **2**

Coach:


End	Arrows			Score	Total
1	10	9	9	28	28
2	10	9	9	28	56
3	9	10	9	28	84
4	10	9	10	29	113
5	10	10	10	30	143

Match Total:	143
--------------	-----

Winner

End	Arrows			Score	Total
1	10	10	10	30	30
2	10	10	10	30	60
3	10	9	10	29	89
4	10	10	10	30	119
5	9	10	10	29	148

Match Total:	148
--------------	-----

Timing and Results provided by  TISSOT





Start List

As of FRI 8 JUL 2022

Back No.	Name	Country Code
1	Tanja GELLENTHIEN	DEN
9	Ella GIBSON	GBR





Results

As of FRI 8 JUL 2022

Name: **Tanja GELLENTHIEN (DEN)**
Athlete No: **1**
Coach:

TARGET: 1

TARGET: 2

Name: **Ella GIBSON (GBR)**
Athlete No: **9**
Coach:


End	Arrows			Score	Total
1	X	10	10	30	30
2	10	10	10	30	60
3	X	10	9	29	89
4	X	X	10	30	119
5	10	9	9	28	147

Match Total:	147
--------------	-----

Winner

End	Arrows			Score	Total
1	X	10	10	30	30
2	X	X	X	30	60
3	10	10	10	30	90
4	X	X	10	30	120
5	10	10	10	30	150

Match Total:	150
--------------	-----

Timing and Results provided by  **TISSOT**





Start List

As of FRI 8 JUL 2022

Back No.	Name	Country Code
5	Paige PEARCE	USA
4	Linda OCHOA ANDERSON	USA





Results

As of FRI 8 JUL 2022

Name: **Paige PEARCE (USA)**

TARGET: 3

TARGET: 4

Name: **Linda OCHOA ANDERSON (USA)**

Athlete No: **5**

Coach:

Athlete No: **4**

Coach:


Winner

End	Arrows			Score	Total
1	X	10	9	29	29
2	X	9	9	28	57
3	X	X	9	29	86
4	X	10	10	30	116
5	10	10	9	29	145

Match Total: 145

End	Arrows			Score	Total
1	10	9	9	28	28
2	X	X	X	30	58
3	10	9	9	28	86
4	X	10	9	29	115
5	9	9	9	27	142

Match Total: 142

Timing and Results provided by  TISSOT





Start List

As of FRI 8 JUL 2022

Back No.	Name	Country Code
3	Toja ELLISON	SLO
6	Jyothi Surekha VENNAM	IND





Results

As of FRI 8 JUL 2022

Name: **Toja ELLISON (SLO)**

Athlete No: **3**

Coach:

TARGET: 5

TARGET: 6

Name: **Jyothi Surekha VENNAM (IND)**

Athlete No: **6**

Coach:


Winner

End	Arrows			Score	Total
1	X	10	10	30	30
2	10	10	9	29	59
3	X	X	10	30	89
4	X	X	10	30	119
5	X	X	10	30	149

Match Total:	149
--------------	-----

End	Arrows			Score	Total
1	X	X	10	30	30
2	X	10	10	30	60
3	10	10	10	30	90
4	10	9	9	28	118
5	X	X	10	30	148

Match Total:	148
--------------	-----



Start List

As of FRI 8 JUL 2022

Back No.	Name	Country Code
7	Muskan KIRAR	IND
2	Sara LOPEZ	COL





Results

As of FRI 8 JUL 2022

Name: **Muskan KIRAR (IND)**

TARGET: 7

TARGET: 8

Name: **Sara LOPEZ (COL)**

Athlete No: **7**

Athlete No: **2**

Coach:

Coach:


End	Arrows			Score	Total
1	X	9	9	28	28
2	X	9	9	28	56
3	X	10	9	29	85
4	10	10	9	29	114
5	X	10	9	29	143

Match Total:	143
--------------	-----

Winner

End	Arrows			Score	Total
1	10	10	9	29	29
2	X	X	10	30	59
3	X	10	9	29	88
4	X	X	10	30	118
5	X	10	10	30	148

Match Total:	148
--------------	-----

Timing and Results provided by  TISSOT





Start List

As of FRI 8 JUL 2022

Back No.	Name	Country Code
1	Tanja GELLENTHIEN	DEN
16	Andrea MUNOZ	ESP





Results

As of FRI 8 JUL 2022

Name: **Tanja GELLENTHIEN (DEN)**
Athlete No: **1**
Coach:

TARGET: 1

TARGET: 1

Name: **Andrea MUNOZ (ESP)**
Athlete No: **16**
Coach:


Winner

End	Arrows			Score	Total
1	X	10	10	30	30
2	X	10	9	29	59
3	X	10	9	29	88
4	10	10	9	29	117
5	X	10	10	30	147

Match Total:	147
--------------	-----

End	Arrows			Score	Total
1	10	9	9	28	28
2	10	9	9	28	56
3	10	10	9	29	85
4	10	9	9	28	113
5	10	9	9	28	141

Match Total:	141
--------------	-----


Timing and Results provided by  **TISSOT**



Start List

As of FRI 8 JUL 2022

Back No.	Name	Country Code
9	Ella GIBSON	GBR
8	Elizabeth RANDLE	NZL

Timing and Results provided by  TISSOT





Results

As of FRI 8 JUL 2022

Name: **Ella GIBSON (GBR)**

Athlete No: **9**

Coach:

TARGET: 2

TARGET: 2

Name: **Elizabeth RANDLE (NZL)**

Athlete No: **8**

Coach:


Winner


End	Arrows			Score	Total
1	X	10	10	30	30
2	X	10	10	30	60
3	10	10	9	29	89
4	X	X	9	29	118
5	X	X	10	30	148

Match Total:	148
--------------	-----

End	Arrows			Score	Total
1	X	X	8	28	28
2	X	X	9	29	57
3	10	10	9	29	86
4	X	9	9	28	114
5	X	10	9	29	143

Match Total:	143
--------------	-----

Timing and Results provided by  **TISSOT**



Start List

As of FRI 8 JUL 2022

Back No.	Name	Country Code
5	Paige PEARCE	USA
12	Sarah PRIEELS	BEL





Results

As of FRI 8 JUL 2022

Name: **Paige PEARCE (USA)**

TARGET: 3

TARGET: 3

Name: **Sarah PRIEELS (BEL)**

Athlete No: **5**

Athlete No: **12**

Coach:

Coach:


Winner

End	Arrows			Score	Total
1	X	X	10	30	30
2	X	10	10	30	60
3	10	10	9	29	89
4	X	10	10	30	119
5	X	9	9	28	147

Match Total:	147
--------------	-----

End	Arrows			Score	Total
1	X	10	9	29	29
2	X	10	9	29	58
3	X	X	9	29	87
4	X	10	9	29	116
5	X	10	10	30	146

Match Total:	146
--------------	-----

Timing and Results provided by  **TISSOT**






Start List

As of FRI 8 JUL 2022

Back No.	Name	Country Code
13	Amanda MLINARIC	CRO
4	Linda OCHOA ANDERSON	USA

Timing and Results provided by  TISSOT





Results

As of FRI 8 JUL 2022

Name: **Amanda MLINARIC (CRO)**

TARGET: 4

TARGET: 4

Name: **Linda OCHOA ANDERSON (USA)**

Athlete No: **13**

Coach:

Athlete No: **4**

Coach:


End	Arrows			Score	Total
1	10	9	8	27	27
2	10	9	8	27	54
3	X	X	9	29	83
4	X	10	10	30	113
5	10	10	9	29	142

Match Total:	142
--------------	-----

Winner

End	Arrows			Score	Total
1	X	X	10	30	30
2	X	10	9	29	59
3	X	X	X	30	89
4	X	9	9	28	117
5	10	9	9	28	145

Match Total:	145
--------------	-----

Timing and Results provided by  TISSOT





Start List

As of FRI 8 JUL 2022

Back No.	Name	Country Code
3	Toja ELLISON	SLO
19	Andrea BECERRA	MEX



Results

As of FRI 8 JUL 2022

Name: **Toja ELLISON (SLO)**

Athlete No: **3**

Coach:

TARGET: 5

TARGET: 5

Name: **Andrea BECERRA (MEX)**

Athlete No: **19**

Coach:

Winner

End	Arrows			Score	Total
1	X	10	9	29	29
2	X	10	9	29	58
3	10	9	9	28	86
4	X	9	9	28	114
5	X	10	10	30	144

Match Total:	144
--------------	-----

End	Arrows			Score	Total
1	X	10	9	29	29
2	10	9	9	28	57
3	X	X	9	29	86
4	X	10	9	29	115
5	10	9	9	28	143

Match Total:	143
--------------	-----



Start List

As of FRI 8 JUL 2022

Back No.	Name	Country Code
11	Sofia PAIZ	ESA
6	Jyothi Surekha VENNAM	IND





Results

As of FRI 15 JUL 2022

Name: **Sofia PAIZ (ESA)**

Athlete No: **11**

Coach:

TARGET: 6

TARGET: 6

Name: **Jyothi Surekha VENNAM (IND)**

Athlete No: **6**

Coach:


End	Arrows			Score	Total
1	10	10	9	29	29
2	X	9	8	27	56
3	X	X	9	29	85
4	X	10	9	29	114
5	10	10	9	29	143

Match Total:	143
--------------	-----


Winner

End	Arrows			Score	Total
1	X	X	X	30	30
2	X	X	10	30	60
3	10	10	9	29	89
4	X	10	10	30	119
5	X	X	10	30	149

Match Total:	149
--------------	-----

Timing and Results provided by  TISSOT





Start List

As of FRI 8 JUL 2022

Back No.	Name	Country Code
7	Muskan KIRAR	IND
10	Paola Maria RAMIREZ GONZALEZ	PUR



Results

As of FRI 8 JUL 2022

Name: **Muskan KIRAR (IND)**

TARGET: 7

TARGET: 7

Name: **Paola Maria RAMIREZ GONZALEZ (PUR)**

Athlete No: **7**

Coach:

Athlete No: **10**

Coach:


Winner

End	Arrows			Score	Total
1	10	9	9	28	28
2	10	10	9	29	57
3	X	X	10	30	87
4	X	10	10	30	117
5	X	X	9	29	146

Match Total:	146
--------------	-----

End	Arrows			Score	Total
1	X	X	X	30	30
2	X	10	9	29	59
3	10	10	9	29	88
4	10	9	9	28	116
5	X	10	9	29	145

Match Total:	145
--------------	-----

Timing and Results provided by 





Start List

As of FRI 8 JUL 2022

Back No.	Name	Country Code
18	Sanne de LAAT	NED
2	Sara LOPEZ	COL





Results

As of FRI 15 JUL 2022

Name: **Sanne de LAAT (NED)**

Athlete No: **18**

Coach:

TARGET: 8

TARGET: 8

Name: **Sara LOPEZ (COL)**

Athlete No: **2**

Coach:

End	Arrows			Score	Total
1	X	10	9	29	29
2	X	10	10	30	59
3	X	10	9	29	88
4	10	10	9	29	117
5	X	9	9	28	145

Match Total:	145
--------------	-----

Winner

End	Arrows			Score	Total
1	X	X	10	30	30
2	X	X	10	30	60
3	10	10	10	30	90
4	10	9	9	28	118
5	X	10	10	30	148

Match Total:	148
--------------	-----

Timing and Results provided by  TISSOT





Start List

As of FRI 8 JUL 2022

Back No.	Name	Country Code
17	Soojin SIM	KOR
16	Andrea MUNOZ	ESP





Results

As of FRI 8 JUL 2022

Name: **Soojin SIM (KOR)**

TARGET: 1

TARGET: 1

Name: **Andrea MUNOZ (ESP)**

Athlete No: **17**

Athlete No: **16**

Coach:

Coach:


End	Arrows			Score	Total
1	10	10	9	29	29
2	X	10	8	28	57
3	10	9	9	28	85
4	9	9	9	27	112
5	10	10	9	29	141

Match Total:	141
--------------	-----

Winner

End	Arrows			Score	Total
1	10	9	9	28	28
2	10	9	9	28	56
3	X	9	9	28	84
4	10	10	9	29	113
5	X	10	10	30	143

Match Total:	143
--------------	-----

Timing and Results provided by  TISSOT



Start List

As of FRI 8 JUL 2022

Back No.	Name	Country Code
9	Ella GIBSON	GBR
24	Wendy GARDNER	USA





Results

As of FRI 8 JUL 2022

Name: **Ella GIBSON (GBR)**

Athlete No: **9**

Coach:

TARGET: 2

TARGET: 2

Name: **Wendy GARDNER (USA)**

Athlete No: **24**

Coach:


Winner

End	Arrows			Score	Total
1	X	10	9	29	29
2	X	10	10	30	59
3	X	X	9	29	88
4	X	10	9	29	117
5	10	10	9	29	146

Match Total:	146
--------------	-----

End	Arrows			Score	Total
1	9	8	8	25	25
2	10	9	9	28	53
3	10	9	8	27	80
4	9	9	6	24	104
5	X	9	8	27	131

Match Total:	131
--------------	-----

Timing and Results provided by  **TISSOT**





Start List

As of FRI 8 JUL 2022

Back No.	Name	Country Code
21	Mariana ZUNIGA	CHI
12	Sarah PRIEELS	BEL



Results

As of FRI 8 JUL 2022

Name: **Mariana ZUNIGA (CHI)**
Athlete No: **21**
Coach:

TARGET: 4

TARGET: 4

Name: **Sarah PRIEELS (BEL)**
Athlete No: **12**
Coach:


End	Arrows			Score	Total
1	9	9	8	26	26
2	10	10	9	29	55
3	10	9	9	28	83
4	9	9	7	25	108
5	9	9	9	27	135

Match Total:	135
--------------	-----

Winner

End	Arrows			Score	Total
1	X	10	9	29	29
2	9	9	9	27	56
3	9	8	8	25	81
4	10	9	9	28	109
5	9	9	9	27	136

Match Total:	136
--------------	-----

Timing and Results provided by 



Start List

As of FRI 8 JUL 2022

Back No.	Name	Country Code
13	Amanda MLINARIC	CRO
20	Yein RYU	KOR





Results

As of FRI 8 JUL 2022

Name: **Amanda MLINARIC (CRO)**
Athlete No: **13**
Coach:

TARGET: 5

TARGET: 5

Name: **Yein RYU (KOR)**
Athlete No: **20**
Coach:


Winner

End	Arrows			Score	Total
1	9	9	8	26	26
2	10	9	8	27	53
3	X	X	9	29	82
4	10	9	9	28	110
5	X	10	9	29	139

Match Total:	139
--------------	-----

End	Arrows			Score	Total
1	X	9	8	27	27
2	9	9	8	26	53
3	X	10	5	25	78
4	10	9	9	28	106
5	10	9	8	27	133

Match Total:	133
--------------	-----

Timing and Results provided by  TISSOT





Start List

As of FRI 8 JUL 2022

Back No.	Name	Country Code
19	Andrea BECERRA	MEX
14	Jody BECKERS	NED





Results

As of FRI 8 JUL 2022

Name: **Andrea BECERRA (MEX)**
Athlete No: **19**
Coach:

TARGET: 6

TARGET: 6

Name: **Jody BECKERS (NED)**
Athlete No: **14**
Coach:

Winner

End	Arrows			Score	Total
1	X	10	10	30	30
2	X	9	9	28	58
3	X	10	9	29	87
4	X	X	10	30	117
5	X	X	10	30	147

Match Total:	147
--------------	-----

End	Arrows			Score	Total
1	9	8	8	25	25
2	X	10	9	29	54
3	10	10	9	29	83
4	10	10	8	28	111
5	9	9	8	26	137

Match Total:	137
--------------	-----



Start List

As of FRI 8 JUL 2022

Back No.	Name	Country Code
11	Sofia PAIZ	ESA
22	Walker LISA	NZL





Results

As of FRI 8 JUL 2022

Name: **Sofia PAIZ (ESA)**

Athlete No: **11**

Coach:

TARGET: 7

TARGET: 7

Name: **Walker LISA (NZL)**

Athlete No: **22**

Coach:


Winner

End	Arrows			Score	Total
1	X	X	10	30	30
2	X	X	9	29	59
3	X	X	9	29	88
4	10	10	9	29	117
5	X	10	9	29	146

Match Total:	146
--------------	-----

End	Arrows			Score	Total
1	10	9	7	26	26
2	10	9	8	27	53
3	9	9	8	26	79
4	10	9	8	27	106
5	X	9	9	28	134

Match Total:	134
--------------	-----

Timing and Results provided by  **TISSOT**






Start List

As of FRI 8 JUL 2022

Back No.	Name	Country Code
23	Gerda ROUX	RSA
10	Paola Maria RAMIREZ GONZALEZ	PUR

Timing and Results provided by  TISSOT



Results

As of FRI 8 JUL 2022

Name: **Gerda ROUX (RSA)**

TARGET: 8

TARGET: 8

Name: **Paola Maria RAMIREZ GONZALEZ (PUR)**

Athlete No: **23**

Coach:

Athlete No: **10**

Coach:


End	Arrows			Score	Total
1	10	8	8	26	26
2	9	9	9	27	53
3	X	8	8	26	79
4	9	8	8	25	104
5	X	10	9	29	133

Match Total:	133
--------------	-----

Winner

End	Arrows			Score	Total
1	X	10	9	29	29
2	X	X	10	30	59
3	10	10	9	29	88
4	10	9	9	28	116
5	9	9	8	26	142

Match Total:	142
--------------	-----

Timing and Results provided by  TISSOT



Start List

As of FRI 8 JUL 2022

Back No.	Name	Country Code
15	Jeanine van KRADENBURG	RSA
18	Sanne de LAAT	NED





Results

As of FRI 8 JUL 2022

Name: **Jeanine van KRADENBURG (RSA)**

TARGET: 9

TARGET: 9

Name: **Sanne de LAAT (NED)**

Athlete No: **15**

Coach:

Athlete No: **18**

Coach:


End	Arrows			Score	Total
1	X	9	9	28	28
2	10	10	9	29	57
3	10	9	8	27	84
4	9	10	10	29	113
5	10	10	9	29	142

Match Total:	142
--------------	-----

Winner

End	Arrows			Score	Total
1	10	9	9	28	28
2	10	10	9	29	57
3	X	10	10	30	87
4	X	9	9	28	115
5	X	9	9	28	143

Match Total:	143
--------------	-----


Timing and Results provided by  TISSOT



Start List

As of FRI 8 JUL 2022

Target	Name	Country Code
001A	Tanja GELLENTHIEN	DEN
001B	Walker LISA	NZL
001C	Jeanine van KRADENBURG	RSA
002A	Andrea BECERRA	MEX
002B	Elizabeth RANDLE	NZL
002C	Gerda ROUX	RSA
003A	Ella GIBSON	GBR
003B	Sara LOPEZ	COL
003C	Jody BECKERS	NED
004A	Soojin SIM	KOR
004B	Alejandra USQUIANO	COL
004C	Sanne de LAAT	NED
005A	Yein RYU	KOR
005B	Jyothi Surekha VENNAM	IND
005C	Paola Maria RAMIREZ GONZALEZ	PUR
006A	Amanda MLINARIC	CRO
006B	Muskan KIRAR	IND
006C	Sofia PAIZ	ESA
007A	Toja ELLISON	SLO
007B	Andrea MUNOZ	ESP
007C	Linda OCHOA ANDERSON	USA
008A	Mariana ZUNIGA	CHI
008C	Paige PEARCE	USA
009A	Sarah PRIEELS	BEL
009C	Wendy GARDNER	USA

Timing and Results provided by 



Archery

Women's Recurve






Entry List by Event

As of SAT 9 JUL 2022

Country	Name	Date of Birth
CZE - Czech Republic	Jindriska VANECKOVA	4 JUL 1989
FRA - France	Laurena VILLARD	7 APR 1994
GBR - Great Britain	Bryony PITMAN	13 MAR 1997
GER - Germany	Daniela KLESMANN Elisa TARTLER	13 FEB 1988 5 JAN 1999
ITA - Italy	Chiara REBAGLIATI	23 JAN 1997
NED - Netherlands	Gaby SCHLOESSER	18 FEB 1994
SLO - Slovenia	Urska CAVIC	
SUI - Switzerland	Valentine de GIULI	2 OCT 1990
SVK - Slovakia	Denisa BARANKOVA	7 SEP 2001
SWE - Sweden	Erika JANGNAS	28 SEP 1992
USA - United States of America	Molly NUGENT	28 MAR 1999

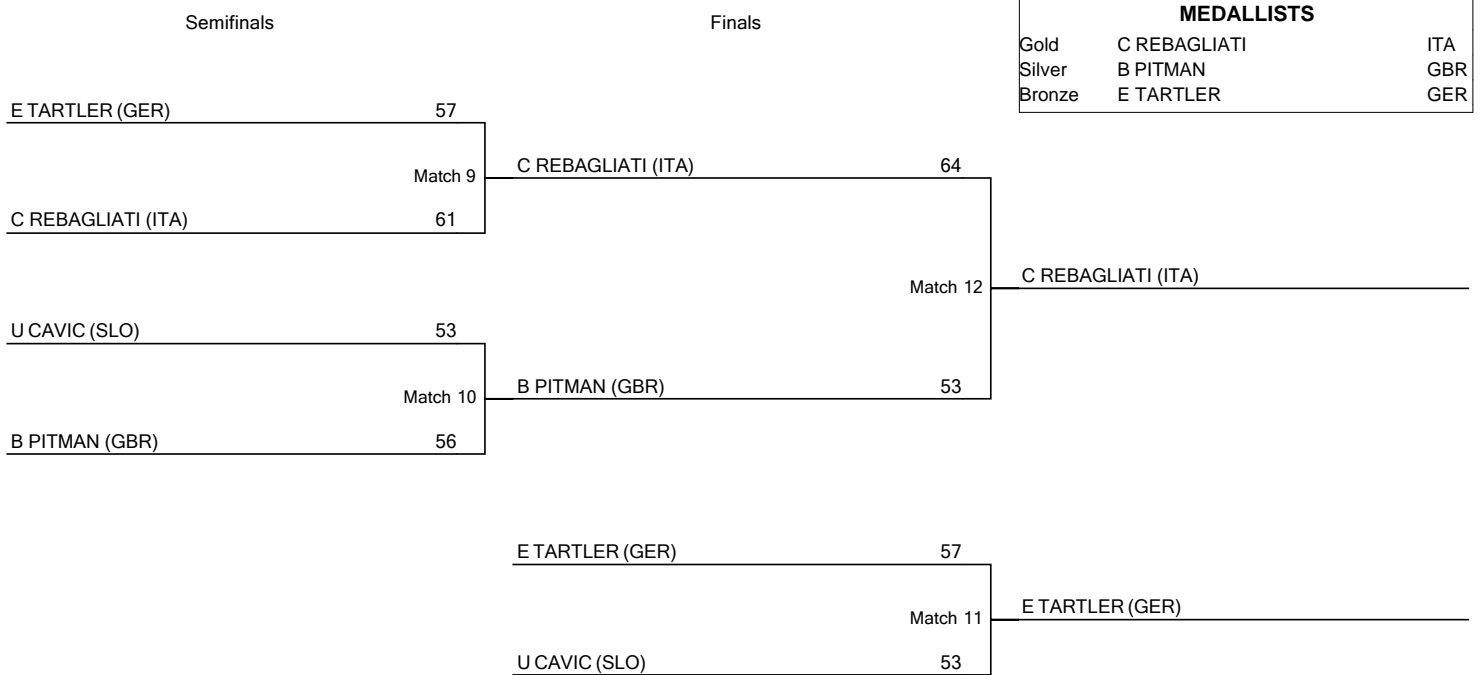
Timing and Results provided by  TISSOT






Brackets

As of TUE 12 JUL 2022



MEDALLISTS		
Gold	C REBAGLIATI	ITA
Silver	B PITMAN	GBR
Bronze	E TARTLER	GER






Medallists

As of TUE 12 JUL 2022

Medal	Name	Country
GOLD	Chiara REBAGLIATI	ITA - Italy
SILVER	Bryony PITMAN	GBR - Great Britain
BRONZE	Elisa TARTLER	GER - Germany

Timing and Results provided by  TISSOT



Start List

As of TUE 12 JUL 2022

Back No.	Name	Country Code
1	Elisa TARTLER	GER
8	Urska CAVIC	SLO



Results

As of TUE 12 JUL 2022

Name: **Elisa TARTLER (GER)**

TARGET: 1

TARGET: 2

Name: **Urska CAVIC (SLO)**

Athlete No: **1**

Athlete No: **8**

Coach:

Coach:


Winner

End	Arrows			Score	Total
1	5	5	6	16	16
2	4	4	5	13	29
3	5	5	5	15	44
4	4	4	5	13	57

Match Total:	57
--------------	----

End	Arrows			Score	Total
1	4	5	6	15	15
2	4	5	4	13	28
3	4	4	3	11	39
4	4	5	5	14	53

Match Total:	53
--------------	----

Timing and Results provided by  TISSOT



Start List

As of TUE 12 JUL 2022

Back No.	Name	Country Code
3	Chiara REBAGLIATI	ITA
2	Bryony PITMAN	GBR



Results

As of TUE 12 JUL 2022

Name: **Chiara REBAGLIATI (ITA)**
Athlete No: **3**
Coach:

TARGET: 1

TARGET: 2

Name: **Bryony PITMAN (GBR)**
Athlete No: **2**
Coach:

Winner

End	Arrows			Score	Total
1	5	6	6	17	17
2	6	5	5	16	33
3	6	5	4	15	48
4	5	6	5	16	64

Match Total:	64
--------------	----

End	Arrows			Score	Total
1	5	5	6	16	16
2	4	4	4	12	28
3	4	4	6	14	42
4	4	3	4	11	53

Match Total:	53
--------------	----





Start List

As of MON 11 JUL 2022

Back No.	Name	Country Code
1	Elisa TARTLER	GER
3	Chiara REBAGLIATI	ITA



Results

As of TUE 12 JUL 2022

Name: **Elisa TARTLER (GER)**

TARGET: 1

TARGET: 2

Name: **Chiara REBAGLIATI (ITA)**

Athlete No: **1**

Athlete No: **3**

Coach:

Coach:


End	Arrows			Score	Total
1	6	6	4	16	16
2	5	4	4	13	29
3	6	5	5	16	45
4	5	3	4	12	57

Match Total:	57
--------------	----


Winner

End	Arrows			Score	Total
1	4	6	6	16	16
2	5	6	5	16	32
3	5	6	6	17	49
4	3	5	4	12	61

Match Total:	61
--------------	----

Timing and Results provided by  TISSOT





Start List

As of MON 11 JUL 2022

Back No.	Name	Country Code
8	Urska CAVIC	SLO
2	Bryony PITMAN	GBR



Results

As of TUE 12 JUL 2022

Name: **Urska CAVIC (SLO)**
Athlete No: **8**
Coach:

TARGET: 1

TARGET: 2

Name: **Bryony PITMAN (GBR)**
Athlete No: **2**
Coach:


End	Arrows			Score	Total
1	6	3	5	14	14
2	6	4	6	16	30
3	3	6	4	13	43
4	2	4	4	10	53

Match Total:	53
--------------	----

Winner

End	Arrows			Score	Total
1	4	4	6	14	14
2	6	4	4	14	28
3	6	6	4	16	44
4	4	4	4	12	56

Match Total:	56
--------------	----

Timing and Results provided by  TISSOT



Start List

As of SUN 10 JUL 2022

Back No.	Name	Country Code
12	Valentine de GIULI	SUI
9	Daniela KLESMANN	GER





Results

As of MON 11 JUL 2022

Name: **Valentine de GIULI (SUI)**
Athlete No: **12**
Coach:

TARGET: 1

TARGET: 1

Name: **Daniela KLESMANN (GER)**
Athlete No: **9**
Coach:


Winner

End	Arrows			Score	Total
1	6	4	4	14	14
2	5	4	4	13	27
3	5	4	3	12	39
4	6	4	3	13	52
5	5	4	3	12	64
6	5	5	3	13	77

Match Total:	77
--------------	----

End	Arrows			Score	Total
1	5	4	3	12	12
2	4	4	3	11	23
3	6	6	5	17	40
4	6	3	3	12	52
5	5	4	4	13	65
6	3	3	2	8	73

Match Total:	73
--------------	----

Timing and Results provided by  TISSOT





Start List

As of MON 11 JUL 2022

Back No.	Name	Country Code
12	Valentine de GIULI	SUI
8	Urska CAVIC	SLO





Results

As of MON 11 JUL 2022

Name: **Valentine de GIULI (SUI)**
Athlete No: **12**
Coach:

TARGET: 1

TARGET: 2

Name: **Urska CAVIC (SLO)**
Athlete No: **8**
Coach:


End	Arrows			Score	Total
1	5	5	4	14	14
2	6	5	4	15	29
3	6	5	4	15	44
4	5	4	4	13	57
5	5	5	4	14	71
6	5	5	4	14	85

Match Total:	85
--------------	----

Winner

End	Arrows			Score	Total
1	6	6	6	18	18
2	6	5	5	16	34
3	5	5	5	15	49
4	4	4	3	11	60
5	6	5	4	15	75
6	6	5	2	13	88

Match Total:	88
--------------	----

Timing and Results provided by  TISSOT



Start List

As of MON 11 JUL 2022

Back No.	Name	Country Code
8	Urska CAVIC	SLO
5	Laurena VILLARD	FRA





Results

As of MON 11 JUL 2022

Name: **Urska CAVIC (SLO)**
Athlete No: **8**
Coach:

TARGET: 1

TARGET: 1

Name: **Laurena VILLARD (FRA)**
Athlete No: **5**
Coach:

Winner

End	Arrows			Score	Total
1	6	5	5	16	16
2	5	5	5	15	31
3	5	5	4	14	45
4	5	4	4	13	58
5	6	6	5	17	75
6	5	4	4	13	88

Match Total:	88
--------------	----

End	Arrows			Score	Total
1	4	4	4	12	12
2	6	4	3	13	25
3	5	5	M	10	35
4	5	4	3	12	47
5	6	5	4	15	62
6	5	5	4	14	76

Match Total:	76
--------------	----



Start List

As of MON 11 JUL 2022

Back No.	Name	Country Code
8	Urska CAVIC	SLO
4	Jindriska VANECKOVA	CZE



Results

As of MON 11 JUL 2022

Name: **Urska CAVIC (SLO)**
Athlete No: **8**
Coach:

TARGET: 1

TARGET: 2

Name: **Jindriska VANECKOVA (CZE)**
Athlete No: **4**
Coach:

Winner

End	Arrows			Score	Total
1	6	4	4	14	14
2	5	4	4	13	27
3	6	5	5	16	43
4	6	5	4	15	58
5	6	6	5	17	75
6	4	4	4	12	87

Match Total:	87
--------------	----

End	Arrows			Score	Total
1	5	5	4	14	14
2	6	5	4	15	29
3	4	4	4	12	41
4	6	5	3	14	55
5	4	4	4	12	67
6	4	4	3	11	78

Match Total:	78
--------------	----



Start List

As of SUN 10 JUL 2022

Back No.	Name	Country Code
10	Denisa BARANKOVA	SVK
11	Erika JANGNAS	SWE





Results

As of MON 11 JUL 2022

Name: **Denisa BARANKOVA (SVK)**
Athlete No: **10**
Coach:

TARGET: 1

TARGET: 1

Name: **Erika JANGNAS (SWE)**
Athlete No: **11**
Coach:

Winner

End	Arrows			Score	Total
1	5	4	4	13	13
2	6	5	4	15	28
3	6	6	5	17	45
4	5	4	4	13	58
5	6	5	4	15	73
6	5	4	4	13	86

Match Total:	86
--------------	----

End	Arrows			Score	Total
1	6	5	4	15	15
2	5	3	2	10	25
3	5	4	4	13	38
4	4	4	4	12	50
5	5	4	4	13	63
6	5	4	3	12	75

Match Total:	75
--------------	----



Start List

As of MON 11 JUL 2022

Back No.	Name	Country Code
7	Gaby SCHLOESSER	NED
10	Denisa BARANKOVA	SVK





Results

As of MON 11 JUL 2022

Name: **Gaby SCHLOESSER (NED)**
Athlete No: **7**
Coach:

TARGET: 1

TARGET: 1

Name: **Denisa BARANKOVA (SVK)**
Athlete No: **10**
Coach:


Winner

End	Arrows			Score	Total
1	6	4	4	14	14
2	4	4	4	12	26
3	6	4	3	13	39
4	5	4	4	13	52
5	6	5	5	16	68
6	6	6	5	17	85

Match Total:	85
--------------	----

End	Arrows			Score	Total
1	6	4	4	14	14
2	4	4	3	11	25
3	6	4	4	14	39
4	6	5	4	15	54
5	6	5	4	15	69
6	4	4	4	12	81

Match Total:	81
--------------	----

Timing and Results provided by  TISSOT



Start List

As of MON 11 JUL 2022

Back No.	Name	Country Code
6	Molly NUGENT	USA
7	Gaby SCHLOESSER	NED





Results

As of MON 11 JUL 2022

Name: **Molly NUGENT (USA)**

TARGET: 1

TARGET: 2

Name: **Gaby SCHLOESSER (NED)**

Athlete No: **6**

Athlete No: **7**

Coach:

Coach:


Winner

End	Arrows			Score	Total
1	4	4	4	12	12
2	6	4	3	13	25
3	6	6	4	16	41
4	6	5	5	16	57
5	6	6	5	17	74
6	6	5	4	15	89

Match Total:	89
--------------	----

End	Arrows			Score	Total
1	5	5	5	15	15
2	5	5	4	14	29
3	5	5	4	14	43
4	5	5	5	15	58
5	6	4	4	14	72
6	5	4	4	13	85

Match Total:	85
--------------	----

Timing and Results provided by  TISSOT



Start List

As of MON 11 JUL 2022

Back No.	Name	Country Code
3	Chiara REBAGLIATI	ITA
6	Molly NUGENT	USA





Results

As of MON 11 JUL 2022

Name: **Chiara REBAGLIATI (ITA)**
Athlete No: **3**
Coach:

TARGET: 1

TARGET: 2

Name: **Molly NUGENT (USA)**
Athlete No: **6**
Coach:


Winner

End	Arrows			Score	Total
1	5	5	4	14	14
2	6	6	5	17	31
3	6	6	4	16	47
4	6	6	6	18	65
5	6	4	4	14	79
6	5	5	3	13	92

Match Total:	92
--------------	----

End	Arrows			Score	Total
1	5	5	4	14	14
2	5	5	4	14	28
3	6	5	4	15	43
4	6	5	4	15	58
5	5	4	3	12	70
6	4	4	4	12	82

Match Total:	82
--------------	----

Timing and Results provided by  TISSOT



Start List

As of MON 11 JUL 2022

Back No.	Name	Country Code
1	Elisa TARTLER	GER
2	Bryony PITMAN	GBR





Results

As of MON 11 JUL 2022

Name: **Elisa TARTLER (GER)**

TARGET: 1

TARGET: 1

Name: **Bryony PITMAN (GBR)**

Athlete No: **1**

Athlete No: **2**

Coach:

Coach:

End	Arrows			Score	Total
1	6	5	4	15	15
2	6	6	4	16	31
3	6	5	4	15	46
4	5	4	4	13	59
5	5	4	4	13	72
6	4	4	4	12	84


Match Total:	84
Shoot-off:	T.4

Winner

End	Arrows			Score	Total
1	6	4	4	14	14
2	6	6	5	17	31
3	6	4	4	14	45
4	6	4	3	13	58
5	5	4	4	13	71
6	5	4	4	13	84

Match Total:	84
Shoot-off:	T.4+

Legend:
+ Closer to the centre


Timing and Results provided by  **TISSOT**



Start List

As of SAT 9 JUL 2022

Target Name	Country Code
001A Laurena VILLARD	FRA
001B Daniela KLESMANN	GER
001C Chiara REBAGLIATI	ITA
001D Bryony PITMAN	GBR
003A Molly NUGENT	USA
003B Jindriska VANECKOVA	CZE
003C Gaby SCHLOESSER	NED
003D Denisa BARANKOVA	SVK
005A Urska CAVIC	SLO
005B Elisa TARTLER	GER
005C Erika JANGNAS	SWE
005D Valentine de GIULI	SUI



Results

As of SUN 10 JUL 2022

Rank	Target	Name	Country Code	Unmarked		Marked		6s	5s	Total Score	Shoot Off	Remark
				Score	Rank	Score	Rank					
1	005B	Elisa TARTLER	GER	186	1			14	14	186		
2	001D	Bryony PITMAN	GBR	180	2			11	14	180		
3	001C	Chiara REBAGLIATI	ITA	174	3			14	6	174		
4	001B	Daniela KLESMANN	GER	173	4			10	15	173		
5	003A	Molly NUGENT	USA	169	5			9	11	169		
6	003B	Jindriska VANECKOVA	CZE	169	6			7	14	169		
7	005A	Urska CAVIC	SLO	163	7			7	11	163		
8	001A	Laurena VILLARD	FRA	162	8			8	10	162		
9	003D	Denisa BARANKOVA	SVK	161	9			8	14	161		
10	003C	Gaby SCHLOESSER	NED	160	10			9	7	160		
11	005C	Erika JANGNAS	SWE	152	11			5	7	152		
12	005D	Valentine de GIULI	SUI	150	12			3	7	150		


Timing and Results provided by  TISSOT



Results

As of SUN 10 JUL 2022

Rank	Target	Name	Country Code	Unmarked		Marked		6s	5s	Total Score	Shoot Off	Remark
				Score	Rank	Score	Rank					
1	007A	Elisa TARTLER	GER	186	1	180	1	25	29	366		
2	007B	Bryony PITMAN	GBR	180	2	173	3	19	27	353		
3	007C	Chiara REBAGLIATI	ITA	174	3	178	2	24	21	352		
4	009B	Jindriska VANECKOVA	CZE	169	6	166	6	13	28	335		
5	009D	Laurena VILLARD	FRA	162	8	172	4	20	16	334		
6	007D	Molly NUGENT	USA	169	5	164	7	16	22	333		
7	011B	Gaby SCHLOESSER	NED	160	10	171	5	15	24	331		
8	009C	Urska CAVIC	SLO	163	7	162	11	12	21	325		
9	009A	Daniela KLESMANN	GER	173	4	151	12	15	27	324		
10	011A	Denisa BARANKOVA	SVK	161	9	162	9	15	27	323		
11	011C	Erika JANGNAS	SWE	152	11	162	10	11	18	314		
12	011D	Valentine de GIULI	SUI	150	12	163	8	10	17	313		

Timing and Results provided by  TISSOT





Archery

Mixed Team Compound






Entry List by Event

As of SAT 9 JUL 2022

Country	Name	Gender	Date of Birth
COL - Colombia	Sara LOPEZ	Female	24 APR 1995
	Daniel MUNOZ	Male	22 MAR 1989
DEN - Denmark	Mathias FULLERTON	Male	27 MAY 2003
	Tanja GELLENTHIEN	Female	21 JUL 1995
ESA - El Salvador	Roberto HERNANDEZ	Male	9 JAN 1989
	Sofia PAIZ	Female	13 MAY 1997
IND - India	Jyothi Surekha VENNAM	Female	3 JUL 1996
	Abhishek VERMA	Male	26 JUN 1989
KOR - Republic of Korea	Taeyoon KIM	Male	9 FEB 1993
	Soojin SIM	Female	1 JUN 2003
MEX - Mexico	Andrea BECERRA	Female	25 JUL 2000
	Miguel BECERRA	Male	28 MAY 2000
NED - Netherlands	Jody BECKERS	Female	10 DEC 1993
	Mike SCHLOESSER	Male	15 JAN 1994
NZL - New Zealand	Elizabeth RANDLE	Female	24 MAY 1996
	Riku van TONDER	Male	15 JAN 1989
RSA - South Africa	Beyers de KLERK	Male	13 MAR 1967
	Jeanine van KRADENBURG	Female	11 NOV 1978
USA - United States of America	Braden GELLENTHIEN	Male	26 APR 1986
	Linda OCHOA ANDERSON	Female	1 JAN 1987

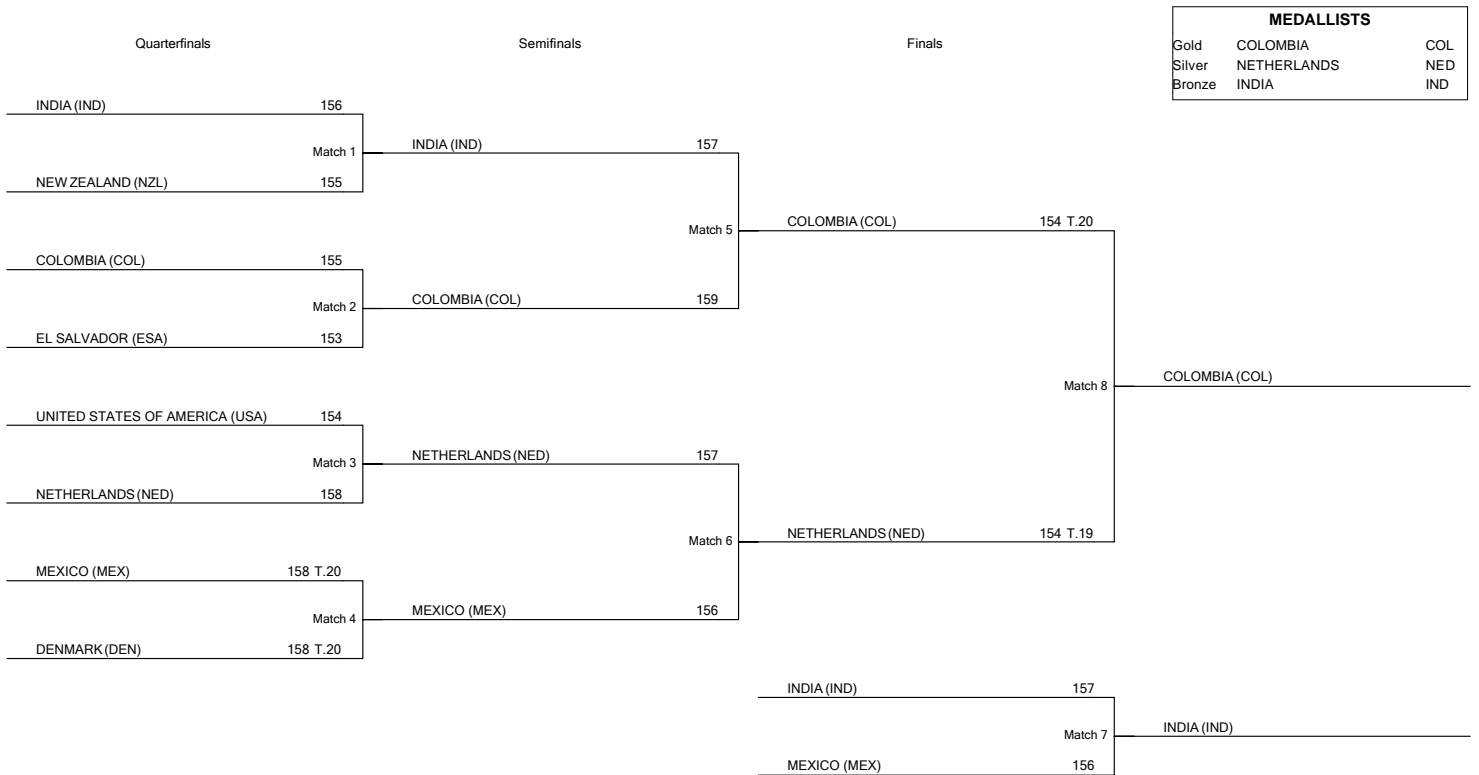
Timing and Results provided by 





Brackets

As of SUN 10 JUL 2022




Timing and Results provided by TISSOT



Medallists

As of SAT 9 JUL 2022

Medal	Country	Name
GOLD	COL - Colombia	Sara LOPEZ Daniel MUNOZ
SILVER	NED - Netherlands	Jody BECKERS Mike SCHLOESSER
BRONZE	IND - India	Jyothi Surekha VENNAM Abhishek VERMA

Timing and Results provided by  TISSOT



Results

As of SUN 10 JUL 2022

Name: **INDIA**
Country Code: **IND**
Members: **Abhishek VERMA**
Jyothi Surekha VENNAM

TARGET: 1

TARGET: 2

Name: **MEXICO**
Country Code: **MEX**
Members: **Andrea BECERRA**
Miguel BECERRA

Coach:

Coach:


Winner

End	Arrows				Score	Total
1	10	10	10	10	40	40
2	10	8	10	10	38	78
3	9	10	10	10	39	117
4	10	10	10	10	40	157

Match Total: 157

End	Arrows				Score	Total
1	9	10	10	10	39	39
2	10	10	10	9	39	78
3	9	9	10	10	38	116
4	10	10	10	10	40	156

Match Total: 156

Timing and Results provided by  TISSOT





Results

As of SAT 9 JUL 2022

Name: **COLOMBIA**
Country Code: **COL**
Members: **Daniel MUNOZ**
Sara LOPEZ

TARGET: 1

TARGET: 2

Name: **NETHERLANDS**
Country Code: **NED**
Members: **Jody BECKERS**
Mike SCHLOESSER

Coach:

Coach:


Winner


End	Arrows				Score	Total
1	10	10	9	10	39	39
2	10	10	9	10	39	78
3	9	10	9	9	37	115
4	10	9	10	10	39	154

Match Total:	154
Shoot-off:	T.20

End	Arrows				Score	Total
1	10	10	9	10	39	39
2	10	8	10	10	38	77
3	10	9	10	10	39	116
4	10	9	10	9	38	154

Match Total:	154
Shoot-off:	T.19

Timing and Results provided by  **TISSOT**



Start List

As of FRI 8 JUL 2022

Draw Number	Name
-------------	------

IND - INDIA

Jyothi Surekha VENNAM

Abhishek VERMA

COL - COLOMBIA

Sara LOPEZ

Daniel MUNOZ

Timing and Results provided by  TISSOT





Results

As of FRI 8 JUL 2022

Name: **INDIA**
Country Code: **IND**
Members: **Abhishek VERMA**
Jyothi Surekha VENNAM

TARGET: 13

TARGET: 14

Name: **COLOMBIA**
Country Code: **COL**
Members: **Daniel MUNOZ**
Sara LOPEZ

Coach:

Coach:


Winner

End	Arrows				Score	Total
1	X	X	10	10	40	40
2	X	X	X	9	39	79
3	X	X	9	9	38	117
4	X	10	10	10	40	157

Match Total:	157
--------------	-----

End	Arrows				Score	Total
1	10	10	10	10	40	40
2	X	10	10	9	39	79
3	X	X	10	10	40	119
4	X	X	X	X	40	159

Match Total:	159
--------------	-----

Timing and Results provided by  TISSOT





Start List

As of FRI 8 JUL 2022

Draw Number	Name
-------------	------

NED - NETHERLANDS


Jody BECKERS

Mike SCHLOESSER

MEX - MEXICO

Andrea BECERRA

Miguel BECERRA

Timing and Results provided by  **TISSOT**



Results

As of FRI 8 JUL 2022

Name: **NETHERLANDS**
Country Code: **NED**
Members: **Jody BECKERS**
Mike SCHLOESSER

TARGET: 15

TARGET: 16

Name: **MEXICO**
Country Code: **MEX**
Members: **Andrea BECERRA**
Miguel BECERRA

Coach:

Coach:

Winner

End	Arrows				Score	Total
1	X	10	10	9	39	39
2	X	X	X	10	40	79
3	X	X	10	10	40	119
4	X	10	10	8	38	157

Match Total: 157

End	Arrows				Score	Total
1	X	10	10	9	39	39
2	X	X	10	9	39	78
3	X	10	10	9	39	117
4	10	10	10	9	39	156

Match Total: 156



Start List

As of FRI 8 JUL 2022

Draw Number	Name
-------------	------

IND - INDIA

Jyothi Surekha VENNAM
Abhishek VERMA

NZL - NEW ZEALAND

Elizabeth RANDLE
Riku van TONDER





Results

As of FRI 8 JUL 2022

Name: **INDIA**
Country Code: **IND**
Members: **Abhishek VERMA**
Jyothi Surekha VENNAM

TARGET: 3

TARGET: 4

Name: **NEW ZEALAND**
Country Code: **NZL**
Members: **Elizabeth RANDLE**
Riku van TONDER

Coach:

Coach:


Winner

End	Arrows				Score	Total
1	X	10	9	9	38	38
2	X	X	10	9	39	77
3	X	10	10	9	39	116
4	X	10	10	10	40	156

Match Total:
156

End	Arrows				Score	Total
1	X	10	10	9	39	39
2	X	10	9	9	38	77
3	X	X	10	9	39	116
4	X	10	10	9	39	155

Match Total:
155

Timing and Results provided by  **TISSOT**





Start List

As of FRI 8 JUL 2022

Draw Number	Name
-------------	------

COL - COLOMBIA


Sara LOPEZ

Daniel MUNOZ

ESA - EL SALVADOR

Sofia PAIZ

Roberto HERNANDEZ

Timing and Results provided by  **TISSOT**



Results

As of FRI 8 JUL 2022

Name: **COLOMBIA**
Country Code: **COL**
Members: **Daniel MUNOZ**
Sara LOPEZ

TARGET: 7

TARGET: 8

Name: **EL SALVADOR**
Country Code: **ESA**
Members: **Roberto HERNANDEZ**
Sofia PAIZ

Coach:

Coach:


Winner

End	Arrows				Score	Total
1	X	X	X	10	40	40
2	X	X	10	8	38	78
3	X	10	9	8	37	115
4	X	10	10	10	40	155


Match Total: 155

End	Arrows				Score	Total
1	10	10	10	8	38	38
2	10	10	9	9	38	76
3	X	X	10	8	38	114
4	X	10	10	9	39	153

Match Total: 153

Timing and Results provided by  **TISSOT**





Start List

As of FRI 8 JUL 2022

Draw Number	Name
-------------	------

USA - UNITED STATES OF AMERICA


Braden GELLENTHIEN

Linda OCHOA ANDERSON

NED - NETHERLANDS

Jody BECKERS

Mike SCHLOESSER

Timing and Results provided by  TISSOT





Results

As of FRI 8 JUL 2022

Name: **UNITED STATES OF AMERICA**
Country Code: **USA**
Members: **Braden GELLENTHIEN**
Linda OCHOA ANDERSON

TARGET: 11

TARGET: 12

Name: **NETHERLANDS**
Country Code: **NED**
Members: **Jody BECKERS**
Mike SCHLOESSER

Coach:

Coach:

Winner

End	Arrows				Score	Total
1	X	X	10	9	39	39
2	X	X	10	9	39	78
3	X	10	9	8	37	115
4	X	X	X	9	39	154

Match Total: 154

End	Arrows				Score	Total
1	X	10	10	9	39	39
2	X	X	10	10	40	79
3	X	X	X	10	40	119
4	X	X	10	9	39	158

Match Total: 158



Start List

As of FRI 8 JUL 2022

Draw Number	Name
-------------	------

MEX - MEXICO

Andrea BECERRA

Miguel BECERRA

DEN - DENMARK

Mathias FULLERTON

Tanja GELLENTHIEN

Timing and Results provided by 

ARCXCOMPTEAM-----QFNL000400--_C51 1.0

Report Created FRI 8 JUL 2022 12:54

Page 1 / 1





Results

As of FRI 8 JUL 2022

Name: **MEXICO**
Country Code: **MEX**
Members: **Andrea BECERRA**
Miguel BECERRA

TARGET: 15

TARGET: 16

Name: **DENMARK**
Country Code: **DEN**
Members: **Mathias FULLERTON**
Tanja GELLENTHIEN

Coach:

Coach:


Winner

End	Arrows				Score	Total
1	X	X	9	9	38	38
2	X	X	10	10	40	78
3	X	X	10	10	40	118
4	10	10	10	10	40	158


Match Total:	158
Shoot-off:	T.20

End	Arrows				Score	Total
1	X	X	10	10	40	40
2	X	10	10	9	39	79
3	X	10	10	10	40	119
4	X	X	10	9	39	158

Match Total:	158
Shoot-off:	T.20

Timing and Results provided by  **TISSOT**






Results

As of FRI 8 JUL 2022

Rank	Country	Name	Individual Total	10s	Xs	Team Total	Shoot off	Remark
1	IND - India	Jyothi Surekha VENNAM Abhishek VERMA	702 707	113	54	1409		Q
2	DEN - Denmark	Tanja GELLENTHIEN Mathias FULLERTON	708 701	113	44	1409		Q
3	USA - United States of America	Linda OCHOA ANDERSON Braden GELLENTHIEN	704 704	115	49	1408		Q
4	ESA - El Salvador	Sofia PAIZ Roberto HERNANDEZ	696 711	113	56	1407		Q
5	COL - Colombia	Sara LOPEZ Daniel MUNOZ	706 701	112	56	1407		Q
6	NED - Netherlands	Jody BECKERS Mike SCHLOESSER	691 713	110	57	1404		Q
7	MEX - Mexico	Andrea BECERRA Miguel BECERRA	683 708	100	44	1391		Q
8	NZL - New Zealand	Elizabeth RANDLE Riku van TONDER	699 691	98	35	1390		Q
9	KOR - Republic of Korea	Soojin SIM Taeyoon KIM	685 696	91	42	1381		
10	RSA - South Africa	Jeanine van KRADENBURG Beyers de KLERK	690 690	89	30	1380		

Legend:
Q Qualified

Timing and Results provided by  TISSOT

RESULTS BOOK



Beach Handball





6	Beach Handball	428
6.1	Table of Contents	429
6.2	Competition Schedule	434
6.3	Medallists by Event	436
6.4	Medal Standings	438
6.5	Men's	439
6.5.1	Team Roster	440
6.5.1.1	Team Roster - ARG	440
6.5.1.2	Team Roster - BRA	441
6.5.1.3	Team Roster - CRO	442
6.5.1.4	Team Roster - NZL	443
6.5.1.5	Team Roster - PUR	444
6.5.1.6	Team Roster - QAT	445
6.5.1.7	Team Roster - USA	446
6.5.2	Tournament Summary	447
6.5.3	Medallists (Team)	450
6.5.4	Finals	451
6.5.4.1	Bronze Medal Match #M21	451
6.5.4.1.1	Start List USA - BRA	451
6.5.4.1.2	Results USA - BRA	452
6.5.4.2	Gold Medal Match #M22	455
6.5.4.2.1	Start List CRO - QAT	455
6.5.4.2.2	Results CRO - QAT	456
6.5.5	Semifinals	459
6.5.5.1	Match #M19	459
6.5.5.1.1	Start List CRO - USA	459
6.5.5.1.2	Results CRO - USA	460
6.5.5.2	Match #M20	464
6.5.5.2.1	Start List BRA - QAT	464
6.5.5.2.2	Results BRA - QAT	465
6.5.6	Placement Round 5-7	468
6.5.6.1	Match #M16	468
6.5.6.1.1	Start List PUR - NZL	468
6.5.6.1.2	Results PUR - NZL	469
6.5.6.2	Match #M17	472
6.5.6.2.1	Start List NZL - ARG	472
6.5.6.2.2	Results NZL - ARG	473

6.5.6.3	Match #M18	476
6.5.6.3.1	Start List ARG - PUR	476
6.5.6.3.2	Results ARG - PUR	477
6.5.7	Main Round - Group II	480
6.5.7.1	Match #M13	480
6.5.7.1.1	Start List USA - NZL	480
6.5.7.1.2	Results USA - NZL	481
6.5.7.2	Match #M10	485
6.5.7.2.1	Start List BRA - NZL	485
6.5.7.2.2	Results BRA - NZL	486
6.5.8	Main Round - Group I	490
6.5.8.1	Match #M11	490
6.5.8.1.1	Start List CRO - PUR	490
6.5.8.1.2	Results CRO - PUR	491
6.5.8.2	Match #M12	494
6.5.8.2.1	Start List QAT - ARG	494
6.5.8.2.2	Results QAT - ARG	495
6.5.8.3	Match #M14	498
6.5.8.3.1	Start List ARG - CRO	498
6.5.8.3.2	Results ARG - CRO	499
6.5.8.4	Match #M15	503
6.5.8.4.1	Start List PUR - QAT	503
6.5.8.4.2	Results PUR - QAT	504
6.5.9	Preliminary Round - Group B	507
6.5.9.1	Match #M04	507
6.5.9.1.1	Start List USA - PUR	507
6.5.9.1.2	Results USA - PUR	508
6.5.9.2	Match #M05	512
6.5.9.2.1	Start List BRA - ARG	512
6.5.9.2.2	Results BRA - ARG	513
6.5.9.3	Match #M06	516
6.5.9.3.1	Start List ARG - USA	516
6.5.9.3.2	Results ARG - USA	517
6.5.9.4	Match #M07	520
6.5.9.4.1	Start List PUR - BRA	520
6.5.9.4.2	Results PUR - BRA	521
6.5.9.5	Match #M08	524
6.5.9.5.1	Start List BRA - USA	524
6.5.9.5.2	Results BRA - USA	525
6.5.9.6	Match #M09	529
6.5.9.6.1	Start List ARG - PUR	529
6.5.9.6.2	Results ARG - PUR	530
6.5.10	Preliminary Round - Group A	533
6.5.10.1	Match #M01	533

6.5.10.1	Start List NZL - CRO	533
6.5.10.1.2	Results NZL - CRO	534
6.5.10.2	Match #M02	537
6.5.10.2.1	Start List QAT - NZL	537
6.5.10.2.2	Results QAT - NZL	538
6.5.10.3	Match #M03	541
6.5.10.3.1	Start List CRO - QAT	541
6.5.10.3.2	Results CRO - QAT	542
6.6	Women's	545
6.6.1	Team Roster	546
6.6.1.1	Team Roster - ARG	546
6.6.1.2	Team Roster - AUS	547
6.6.1.3	Team Roster - GER	548
6.6.1.4	Team Roster - MEX	549
6.6.1.5	Team Roster - NOR	550
6.6.1.6	Team Roster - USA	551
6.6.2	Tournament Summary	552
6.6.3	Medallists (Team)	554
6.6.4	Finals	555
6.6.4.1	5th Place Match #W18	555
6.6.4.1.1	Start List MEX - AUS	555
6.6.4.1.2	Results MEX - AUS	556
6.6.4.2	Bronze Medal Match #W19	559
6.6.4.2.1	Start List ARG - USA	559
6.6.4.2.2	Results ARG - USA	560
6.6.4.3	Gold Medal Match #W20	563
6.6.4.3.1	Start List NOR - GER	563
6.6.4.3.2	Results NOR - GER	564
6.6.5	Semifinals	567
6.6.5.1	Match #W16	567
6.6.5.1.1	Start List NOR - ARG	567
6.6.5.1.2	Results NOR - ARG	568
6.6.5.2	Match #W17	571
6.6.5.2.1	Start List GER - USA	571
6.6.5.2.2	Results GER - USA	572
6.6.6	Preliminary Round	575
6.6.6.1	Match #W01	575
6.6.6.1.1	Start List GER - MEX	575
6.6.6.1.2	Results GER - MEX	576
6.6.6.2	Match #W02	580
6.6.6.2.1	Start List ARG - AUS	580
6.6.6.2.2	Results ARG - AUS	581
6.6.6.3	Match #W03	584
6.6.6.3.1	Start List NOR - USA	584

6.6.6.3.2	Results NOR - USA	585
6.6.6.4	Match #W04	588
6.6.6.4.1	Start List ARG - GER	588
6.6.6.4.2	Results ARG - GER	589
6.6.6.5	Match #W05	592
6.6.6.5.1	Start List USA - AUS	592
6.6.6.5.2	Results USA - AUS	593
6.6.6.6	Match #W06	596
6.6.6.6.1	Start List MEX - NOR	596
6.6.6.6.2	Results MEX - NOR	597
6.6.6.7	Match #W07	600
6.6.6.7.1	Start List NOR - GER	600
6.6.6.7.2	Results NOR - GER	601
6.6.6.8	Match #W08	604
6.6.6.8.1	Start List ARG - USA	604
6.6.6.8.2	Results ARG - USA	605
6.6.6.9	Match #W09	608
6.6.6.9.1	Start List AUS - MEX	608
6.6.6.9.2	Results AUS - MEX	609
6.6.6.10	Match #W10	612
6.6.6.10.1	Start List GER - AUS	612
6.6.6.10.2	Results GER - AUS	613
6.6.6.11	Match #W11	616
6.6.6.11.1	Start List NOR - ARG	616
6.6.6.11.2	Results NOR - ARG	617
6.6.6.12	Match #W12	621
6.6.6.12.1	Start List USA - MEX	621
6.6.6.12.2	Results USA - MEX	622
6.6.6.13	Match #W13	625
6.6.6.13.1	Start List AUS - NOR	625
6.6.6.13.2	Results AUS - NOR	626
6.6.6.14	Match #W14	629
6.6.6.14.1	Start List MEX - ARG	629
6.6.6.14.2	Results MEX - ARG	630
6.6.6.15	Match #W15	633
6.6.6.15.1	Start List GER - USA	633
6.6.6.15.2	Results GER - USA	634



Competition Schedule

As of THU 14 JUL 2022

Date	Start Time	Court	Teams	Phase	Match No.	
MON 11 JUL 2022	9:30	1	GER - MEX	Preliminary Round - Group A	W1	
	9:30	2	ARG - AUS	Preliminary Round - Group A	W2	
	10:20	1	NOR - USA	Preliminary Round - Group A	W3	
	11:10	1	USA - PUR	Preliminary Round - Group B	M4	
	11:10	2	BRA - ARG	Preliminary Round - Group B	M5	
	12:00	1	NZL - CRO	Preliminary Round - Group A	M1	
	15:00	1	ARG - GER	Preliminary Round - Group A	W4	
	15:50	1	USA - AUS	Preliminary Round - Group A	W5	
	15:50	2	MEX - NOR	Preliminary Round - Group A	W6	
	16:40	1	ARG - USA	Preliminary Round - Group B	M6	
	16:40	2	PUR - BRA	Preliminary Round - Group B	M7	
	17:30	1	QAT - NZL	Preliminary Round - Group A	M2	
	TUE 12 JUL 2022	10:00	1	CRO - QAT	Preliminary Round - Group A	M3
		10:50	1	BRA - USA	Preliminary Round - Group B	M8
		11:40	1	ARG - PUR	Preliminary Round - Group B	M9
16:30		1	NOR - GER	Preliminary Round - Group A	W7	
17:20		1	ARG - USA	Preliminary Round - Group A	W8	
18:10		1	AUS - MEX	Preliminary Round - Group A	W9	
WED 13 JUL 2022	9:30	1	GER - AUS	Preliminary Round - Group A	W10	
	9:30	2	NOR - ARG	Preliminary Round - Group A	W11	
	10:20	1	USA - MEX	Preliminary Round - Group A	W12	
	11:10	1	USA - NZL	Main Round - Group II	M13	
	11:10	2	CRO - PUR	Main Round - Group I	M11	
	12:00	1	QAT - ARG	Main Round - Group I	M12	
	15:30	1	AUS - NOR	Preliminary Round - Group A	W13	
	15:30	2	MEX - ARG	Preliminary Round - Group A	W14	
	16:20	1	GER - USA	Preliminary Round - Group A	W15	
	17:10	1	BRA - NZL	Main Round - Group II	M10	
	18:00	1	ARG - CRO	Main Round - Group I	M14	
	18:00	2	PUR - QAT	Main Round - Group I	M15	
	THU 14 JUL 2022	14:40	1	PUR - NZL	Placement round 5-7	M16
		15:30	1	NOR - ARG	Semifinal	W16
		16:20	1	GER - USA	Semifinal	W17
17:10		1	CRO - USA	Semifinal	M19	
18:00		1	BRA - QAT	Semifinal	M20	
18:00		2	NZL - ARG	Placement round 5-7	M17	
FRI 15 JUL 2022		12:50	1	ARG - PUR	Placement round 5-7	M18
	13:40	1	MEX - AUS	5th Place Match	W18	
	14:30	1	ARG - USA	Bronze Medal Match	W19	
	15:30	1	USA - BRA	Bronze Medal Match	M21	
	16:30	1	NOR - GER	Gold Medal Match	W20	
	17:30	1	CRO - QAT	Gold Medal Match	M22	

Timing and Results provided by  TISSOT






Competition Schedule

As of THU 14 JUL 2022

Note:
Please check the Games official website for more details and the latest updates.

Legend:

No.	Number	Ax	x (x=1-4) ranked team from group A	Bx	x (x=1-4) ranked team from group B
I	Main Round I	II	Main Round II		

Timing and Results provided by  **TISSOT**






After 2 of 2 Events

Medallists by Event

As of FRI 15 JUL 2022

Event Name	Date	Medal	Name	Country Code
MEN	FRI 15 JUL	GOLD	3 Tomislav LAUS	CRO
			4 Ivan DUMENCIC	
			5 Ivan JURIC	
			6 Filip GORICANEC	
			11 Dominik MARKOVIC	
			18 Lucian BURA	
			19 Josip DUKES	
			22 Valentino VALENTAKOVIC	
			24 Josip LEKO	
30 Nikola FINEK				
		SILVER	7 Mutasem AMOHAMED	QAT
			8 Mohamed HASSAN	
			10 Ali MOHAMED	
			11 Abdulrazzaq MURAD	
			12 Mohsen AL-YAFEAI	
			16 Mohamed SOUSSI	
			17 Amir DENGUIR	
			24 Sid KENAOUI	
			69 Hani KAKHI	
94 Mohamed SALEH				
		BRONZE	1 Cris ROSSA	BRA
			2 Andre SIMOES	
			3 Renan CARVALHO	
			4 Bruno GOMES GAMA	
			5 Nailson AMARAL	
			6 Bruno OLIVEIRA	
			10 Gil PIRES	
			11 Thiago de OLIVEIRA BARCELLOS	
			14 Marcelo TULLER	
25 Hugo FERNANDES				

Timing and Results provided by  TISSOT

BHA-----_C93 5

Report Created FRI 15 JUL 2022 18:25

Page 1 / 2






After 2 of 2 Events

Medallists by Event

As of FRI 15 JUL 2022

Event Name	Date	Medal	Name	Country Code
WOMEN	FRI 15 JUL	GOLD	5 Kirsten Sophie WALTER	GER
			6 Michelle SCHAFER	
			8 Belen GETTWART	
			10 Isabel KATTNER	
			17 Lena KLINGLER	
			20 Katharina FILTER	
			26 Carolin HUBNER	
			33 Lucie KRETZSCHMAR	
			34 Liv SUCHTING	
66 Amelie MOLLMANN				
		SILVER	1 Thea GRANLUND	NOR
			3 Elisabeth HAMMERSTAD	
			4 Martine WELFLER	
			5 Marielle MARTINSEN	
			6 Hanne OLSVIK	
			8 Susanne PETERSEN	
			10 Maren SJAAMO	
			14 Ine GRIMSRUD	
			16 Tonje LERSTAD	
19 Thina OYESVOLD				
		BRONZE	2 Agustina MIROTTA	ARG
			3 Gisella BONOMI	
			4 Carolina PONCE	
			5 Fiorella CORIMBERTO	
			6 Ivana ELIGES	
			7 Gisela THURMANN	
			8 Micaela CORIMBERTO	
			12 Florencia BERICIO	
			13 Celeste MECCIA	
20 Luciana SCORDAMAGLIA				

Timing and Results provided by  TISSOT

BHA-----_C93 5

Report Created FRI 15 JUL 2022 18:25

Page 2 / 2






After 2 of 2 Events

Medal Standings

As of FRI 15 JUL 2022

Rank	Country	Men				Women				Total				Rank by Total
		G	S	B	Tot.	G	S	B	Tot.	G	S	B	Tot.	
1	CRO - Croatia	1			1				1				1	=1
1	GER - Germany					1			1				1	=1
3	NOR - Norway						1		1			1	1	=1
3	QAT - Qatar		1		1						1		1	=1
5	ARG - Argentina							1	1			1	1	=1
5	BRA - Brazil			1	1							1	1	=1
Total:		1	1	1	3	1	1	1	3	2	2	2	6	

Legend:
 = Equal sign indicates that two or more countries share the same rank by total
 B Bronze G Gold S Silver Tot Total

Timing and Results provided by 



RESULTS BOOK



Beach Handball

Men's





Team Roster

As of WED 13 JUL 2022

ARG - Argentina

No.	Name	Shirt Name	Position	L/R	Date of Birth
1	Gustavo OLIVERO	Olivero	FP		26 JUN 1986
3	Nicolas Ezequiel MILLET	Millet	FP		4 AUG 2000
4	Santiago VIDONDO	Vidondo	FP		6 MAY 2003
5	Santino SPOSITO	Sposito	FP		22 JUN 2002
6	Francisco DAUDINOT	Daudinot	FP		15 SEP 2000
7	Nahuel BAPTISTA	Baptista	FP		6 FEB 2000
9	Tomas PAEZ	Paez	FP		14 DEC 2000
10	Alejo NOVILLO	Novillo	GK		20 JUL 2000
11	Lucas MORAS	Moras	FP		2 MAY 1985
12	Fernando LOPEZ	Lopez	FP		5 DEC 1983

Team Uniform Colours

Team 1st

Team 2nd

Team 3rd

Goalkeeper/Specialist Uniform Colours

Goalkeeper 1st

Goalkeeper 2nd

Goalkeeper 3rd

Tank Tops

Light Blue

Blue

Gold

Yellow

Yellow

Blue

Shorts

Black

Black

Black

Officials

A Sebastian FERRARO (ARG)

B Salvador COMPARONE (ARG)

(Coach)

(Team Official)

Legend:

FP	Field Player	GK	Goalkeeper	L	Left Handed	No.	Uniform Number
R	Right Handed						

Timing and Results provided by  TISSOT

BHAMTEAM4-----_C33_MARG 2

Report Created WED 13 JUL 2022 16:11

Page 1 / 1





Team Roster

As of SUN 10 JUL 2022

BRA - Brazil

No.	Name	Shirt Name	Position	L/R	Date of Birth
1	Cris ROSSA	Rossa	GK		21 FEB 1986
2	Andre SIMOES	Simoes	FP		31 MAY 1999
3	Renan CARVALHO	Carvalho	FP		3 NOV 1992
4	Bruno GOMES GAMA	Gomes Gama	FP		28 MAY 1993
5	Nailson AMARAL	Amaral	FP		3 JUL 1990
6	Bruno OLIVEIRA	Oliveira	FP		29 DEC 1985
10	Gil PIRES	Pires	FP		24 JAN 1982
11	Thiago de OLIVEIRA BARCELLOS	De Oliveira Barcellos	FP		28 APR 1987
14	Marcelo TULLER	Tuller	FP		18 APR 1995
25	Hugo FERNANDES	Fernandes	FP		31 OCT 1995

Team Uniform Colours

Team 1st

Team 2nd

Team 3rd

Goalkeeper/Specialist Uniform Colours

Goalkeeper 1st

Goalkeeper 2nd

Goalkeeper 3rd

Tank Tops

Yellow

Green

Blue

Blue

Shorts

Yellow

Green

Blue

Officials

A Djandro NASCIMENTO (BRA)

B Jaime TORRES (BRA)

C Marbsan EUFRAZIO (BRA)

D Wellington ESTEVES (BRA)

(Coach)

(Assistant Coach)

(Physiotherapist)

(Team Official)

Legend:

FP	Field Player	GK	Goalkeeper	L	Left Handed	No.	Uniform Number
R	Right Handed						

Timing and Results provided by  TISSOT

BHAMTEAM4-----_C33_MBRA 1

Report Created SUN 10 JUL 2022 23:25

Page 1 / 1




Team Roster

As of SUN 10 JUL 2022

CRO - Croatia

No.	Name	Shirt Name	Position	L/R	Date of Birth
3	Tomislav LAUS	Laus	FP		5 APR 1988
4	Ivan DUMENCIC	Dumencic	FP		10 JUL 1990
5	Ivan JURIC	Juric	FP		16 DEC 1986
6	Filip GORICANEC	Goricanec	FP		2 NOV 1997
11	Dominik MARKOVIC	Markovic	GK		2 JUN 1998
18	Lucian BURA	Bura	FP		14 AUG 1997
19	Josip DUKES	Dukes	FP		3 JUN 1996
22	Valentino VALENTAKOVIC	Valentakovic	FP		24 JAN 1993
24	Josip LEKO	Leko	FP		24 APR 1994
30	Nikola FINEK	Finek	FP		19 SEP 1999

Team Uniform Colours
Team 1st
Team 2nd
Team 3rd
Goalkeeper/Specialist Uniform Colours
Goalkeeper 1st
Goalkeeper 2nd
Goalkeeper 3rd
Tank Tops

Navy

Red

Blue

Shorts

Navy

Red

Blue

Officials

A Mladen PARADZIK (CRO)

B Mario MOCILAC (CRO)

C Goran KRUSELJ (CRO)

D Sinisa OSTOIC (CRO)

(Coach)

(Assistant Coach)

(Physiotherapist)

(Team Official)

Legend:

FP	Field Player	GK	Goalkeeper	L	Left Handed	No.	Uniform Number
R	Right Handed						

 Timing and Results provided by 

BHAMTEAM4-----_C33_MCRO 1

Report Created SUN 10 JUL 2022 23:25

Page 1 / 1


REGIONS Protective

BlueCross BlueShield of Alabama



Team Roster

As of SUN 10 JUL 2022

NZL - New Zealand

No.	Name	Shirt Name	Position	L/R	Date of Birth
3	James COCHRANE	Cochrane	FP		14 APR 1987
5	Angus HAMILTON	Hamilton	FP		27 MAR 2002
12	Olliver DONALDSON	Donaldson	FP		1 MAY 2001
17	Peter ELLIS	Ellis	FP		11 JAN 1991
19	Phil ELLIS	Ellis	FP		24 MAY 1993
20	Paul IRELAND	Ireland	FP		14 MAR 2001
26	Tom ROXBURGH	Roxburgh	GK		31 MAY 1994
27	Cameron ROSS	Ross	FP		27 JUN 1988
34	Alex BROWN	Brown	GK		5 MAR 2002
61	Max BROOKES	Brookes	FP		23 FEB 2002

Team Uniform Colours
Team 1st
Team 2nd
Team 3rd
Goalkeeper/Specialist Uniform Colours
Goalkeeper 1st
Goalkeeper 2nd
Goalkeeper 3rd
Tank Tops

Black

Navy

Teal

Teal

Teal

Black

Shorts

Black

Navy

Black

Officials

A Tim RAYNER (NZL)

B William SILCOCK (NZL)

C Timothy BANKS (NZL)

(Coach)

(Team Official)

(Team Official)

Legend:

FP	Field Player	GK	Goalkeeper	L	Left Handed	No.	Uniform Number
R	Right Handed						

 Timing and Results provided by 

BHAMTEAM4-----_C33_MNZL 1

Report Created SUN 10 JUL 2022 23:25

Page 1 / 1





Team Roster

As of SUN 10 JUL 2022

PUR - Puerto Rico

No.	Name	Shirt Name	Position	L/R	Date of Birth
3	Julian Jay DELGADO MOJICA	Delgado Mojica	FP		29 NOV 2001
5	Owen GONZALEZ LEBRON	Gonzalez Lebron	FP		18 JUL 1995
7	Leamsy ROSADO LUGO	Rosado Lugo	FP		29 NOV 1997
10	Jodmel ROSADO LUGO	Rosado Lugo	GK		1 FEB 2001
11	Francisco Javier PEREZ HERNANDEZ	Perez Hernandez	FP		21 SEP 1990
14	Luis Guillermo GRATACOS RODRIGUEZ	Gratacos Rodriguez	FP		8 APR 1998
16	Bryan Manuel RIVERA GONZALEZ	Rivera Gonzalez	FP		4 MAY 2001
21	John Elmer VAZQUEZ PABON	Vazquez Pabon	FP		23 FEB 2001
29	Angel Luis VARGAS CRUZ	Vargas Cruz	FP		31 JUL 1997
55	Orlando GARCIA GONZALEZ	Garcia Gonzalez	FP		15 NOV 1985

Team Uniform Colours

Team 1st

Team 2nd

Team 3rd

Goalkeeper/Specialist Uniform Colours

Goalkeeper 1st

Goalkeeper 2nd

Goalkeeper 3rd

Tank Tops

White

Red

Black

Shorts

Red

Blue

Officials

A Abdiel ACEVEDO PEREZ (USA) (Coach)

B Manuel VALLE (PUR) (Physiotherapist)

C Luis SANCHEZ (PUR) (Assistant Coach)

D Nestor MILETE (PUR) (Team Official)

Legend:

FP	Field Player	GK	Goalkeeper	L	Left Handed	No.	Uniform Number
R	Right Handed						

Timing and Results provided by  TISSOT

BHAMTEAM4-----_C33_MPUR 1

Report Created SUN 10 JUL 2022 23:25

Page 1 / 1





Team Roster

As of SUN 10 JUL 2022

QAT - Qatar

No.	Name	Shirt Name	Position	L/R	Date of Birth
7	Mutasem AMOHAMED	Amohamed	FP		2 MAR 1988
8	Mohamed HASSAN	Hassan	FP		19 FEB 1984
10	Ali MOHAMED	Mohamed	FP		14 DEC 1989
11	Abdulrazzaq MURAD	Murad	FP		29 JUN 1990
12	Mohsen AL-YAFEAI	Al-Yafeai	GK		28 DEC 1978
16	Mohamed SOUSSI	Soussi	GK		22 JUL 1992
17	Amir DENGUIR	Denguir	FP		7 MAR 1995
24	Sid KENAOUI	Kenaoui	FP		7 NOV 1988
69	Hani KAKHI	Kakhi	FP		31 OCT 1990
94	Mohamed SALEH	Saleh	FP		24 JUN 1994

Team Uniform Colours

Tank Tops

Shorts

Officials

A	Khaled ALY (EGY)	(Coach)
B	Salem AL-DOSARI (QAT)	(Team Official)
C	Fernando LOPEZ (QAT)	(Physiotherapist)
D	Asmile PARAMBATH (QAT)	(Team Official)

Goalkeeper/Specialist Uniform Colours

Goalkeeper 1st

Goalkeeper 2nd

Goalkeeper 3rd

Legend:		GK	Goalkeeper	L	Left Handed	No.	Uniform Number
FP	Field Player						
R	Right Handed						

Timing and Results provided by  TISSOT

BHAMTEAM4-----_C33_MQAT 1

Report Created SUN 10 JUL 2022 23:25

Page 1 / 1




Team Roster

As of THU 14 JUL 2022

USA - United States

No.	Name	Shirt Name	Position	L/R	Date of Birth
1	Willard JOHNSON	Johnson	FP		18 AUG 1986
2	Jamison WHITING	Whiting	FP		7 JUN 1994
3	Cody DOMINIK	Dominik	FP		20 AUG 2000
4	Ebiye UDO-UDOMA	Udo-Udoma	FP		6 OCT 1993
5	Charlie WHITE	White	FP		1 FEB 1981
7	Mohamed FOFANA	Fofana	FP		16 JAN 1997
8	Gabe GOODREAU	Goodreau	GK		2 OCT 1986
9	Matthew Michael KOMAN	Koman	FP		26 AUG 1988
11	Jacob GARCIA	Garcia	FP		21 APR 1995
12	Andrew DONLIN	Donlin	FP		10 SEP 1992

Team Uniform Colours
Team 1st
Team 2nd
Team 3rd
Goalkeeper/Specialist Uniform Colours
Goalkeeper 1st
Goalkeeper 2nd
Goalkeeper 3rd
Tank Tops

White

Red

Blue

Red

White

Red

Shorts

Black

Blue

Red

Officials

A Michael HINSON (USA)

B Jamil ABDALLA (USA)

C Guerra PEIXE (USA)

D Brad BAREZ (USA)

(Coach)

(Assistant Coach)

(Assistant Coach)

(Physiotherapist)

Legend:

FP	Field Player	GK	Goalkeeper	L	Left Handed	No.	Uniform Number
R	Right Handed						

 Timing and Results provided by 

BHAMTEAM4-----_C33_MUSA 2

Report Created THU 14 JUL 2022 17:06

Page 1 / 1





Tournament Summary

As of FRI 15 JUL 2022

Preliminary Round

Group A		Matches			Periods			Goal Points			Points
Rank	Team	Played	Won	Lost	Won	Lost	Diff.	For	Against	Diff.	
1	CRO - Croatia	2	2	0	4	0	4	101	66	35	4
2	QAT - Qatar	2	1	1	2	2	0	78	71	7	2
3	NZL - New Zealand	2	0	2	0	4	-4	48	90	-42	0

Group B		Matches			Periods			Goal Points			Points
Rank	Team	Played	Won	Lost	Won	Lost	Diff.	For	Against	Diff.	
1	BRA - Brazil	3	3	0	6	0	6	149	104	45	6
2	USA - United States	3	2	1	4	2	2	143	114	29	4
3	ARG - Argentina	3	1	2	2	4	-2	122	118	4	2
4	PUR - Puerto Rico	3	0	3	0	6	-6	90	168	-78	0

Main Round

Group MR I		Matches			Periods			Goal Points			Points
Rank	Team	Played	Won	Lost	Won	Lost	Diff.	For	Against	Diff.	
1	CRO - Croatia	3	2	1	5	2	3	162	129	33	4
2	QAT - Qatar	3	2	1	4	2	2	132	117	15	4
3	ARG - Argentina	3	2	1	4	3	1	148	136	12	4
4	PUR - Puerto Rico	3	0	3	0	6	-6	95	155	-60	0

Group MR II		Matches			Periods			Goal Points			Points
Rank	Team	Played	Won	Lost	Won	Lost	Diff.	For	Against	Diff.	
1	BRA - Brazil	2	2	0	4	0	4	106	82	24	4
2	USA - United States	2	1	1	2	2	0	98	89	9	2
3	NZL - New Zealand	2	0	2	0	4	-4	79	112	-33	0

Placement Round 5-7

		Matches			Periods			Goal Points			Points
Rank	Team	Played	Won	Lost	Won	Lost	Diff.	For	Against	Diff.	
1	ARG - Argentina	2	2	0	4	0	4	89	67	22	4
2	PUR - Puerto Rico	2	1	1	2	2	0	66	71	-5	2
3	NZL - New Zealand	2	0	2	0	4	-4	70	87	-17	0

 Timing and Results provided by 

BHAMTEAM4....._C76 27

Report Created FRI 15 JUL 2022 18:35

Page 1 / 3


BIRMINGHAM

Greater Birmingham Convention & Visitors Bureau


REGIONS

Protective

BlueCross BlueShield of Alabama




Tournament Summary

As of FRI 15 JUL 2022

Match Results

Date	Start Time	Court	Teams	Phase	Match No.	1st Period	2nd Period	Shoot-out	Result
MON 11 JUL	11:10	1	United States - Puerto Rico	Preliminary Round - Group B	M04	29 - 18	28 - 20		2 - 0
	11:10	2	Brazil - Argentina	Preliminary Round - Group B	M05	20 - 16	28 - 20		2 - 0
	12:00	1	New Zealand - Croatia	Preliminary Round - Group A	M01	10 - 26	18 - 24		0 - 2
	16:40	1	Argentina - United States	Preliminary Round - Group B	M06	14 - 22	14 - 20		0 - 2
	16:40	2	Puerto Rico - Brazil	Preliminary Round - Group B	M07	16 - 29	8 - 24		0 - 2
	17:30	1	Qatar - New Zealand	Preliminary Round - Group A	M02	18 - 12	22 - 8		2 - 0
TUE 12 JUL	10:00	1	Croatia - Qatar	Preliminary Round - Group A	M03	29 - 20	22 - 18		2 - 0
	10:50	1	Brazil - United States	Preliminary Round - Group B	M08	27 - 24	21 - 20		2 - 0
	11:40	1	Argentina - Puerto Rico	Preliminary Round - Group B	M09	30 - 18	28 - 10		2 - 0
WED 13 JUL	11:10	2	Croatia - Puerto Rico	Main Round - Group I	M11	27 - 20	24 - 13		2 - 0
	11:10	1	United States - New Zealand	Main Round - Group II	M13	30 - 21	24 - 20		2 - 0
	12:00	1	Qatar - Argentina	Main Round - Group I	M12	28 - 16	20 - 16		2 - 0
	17:10	1	Brazil - New Zealand	Main Round - Group II	M10	32 - 18	26 - 20		2 - 0
	18:00	1	Argentina - Croatia	Main Round - Group I	M14	26 - 24	16 - 22	16 - 14	2 - 1
	18:00	2	Puerto Rico - Qatar	Main Round - Group I	M15	18 - 22	16 - 24		0 - 2
THU 14 JUL	14:40	1	Puerto Rico - New Zealand	Placement round 5-7	M16	23 - 12	18 - 16		2 - 0
	17:10	1	Croatia - United States	Semifinal	M19	32 - 18	22 - 26	9 - 6	2 - 1
	18:00	2	New Zealand - Argentina	Placement round 5-7	M17	22 - 25	20 - 21		0 - 2
	18:00	1	Brazil - Qatar	Semifinal	M20	21 - 18	10 - 22	6 - 8	1 - 2
FRI 15 JUL	12:50	1	Argentina - Puerto Rico	Placement round 5-7	M18	18 - 12	25 - 13		2 - 0
	15:30	1	United States - Brazil	Bronze Medal Match	M21	16 - 24	18 - 26		0 - 2
	17:30	1	Croatia - Qatar	Gold Medal Match	M22	14 - 17	20 - 16	9 - 6	2 - 1

Timing and Results provided by  TISSOT

BHAMTEAM4-----_C76 27

Report Created FRI 15 JUL 2022 18:35

Page 2 / 3





Tournament Summary

As of FRI 15 JUL 2022

Semifinals

Croatia - 2

United States - 1

Brazil - 1

Qatar - 2

Gold Medal Match

Croatia - 2

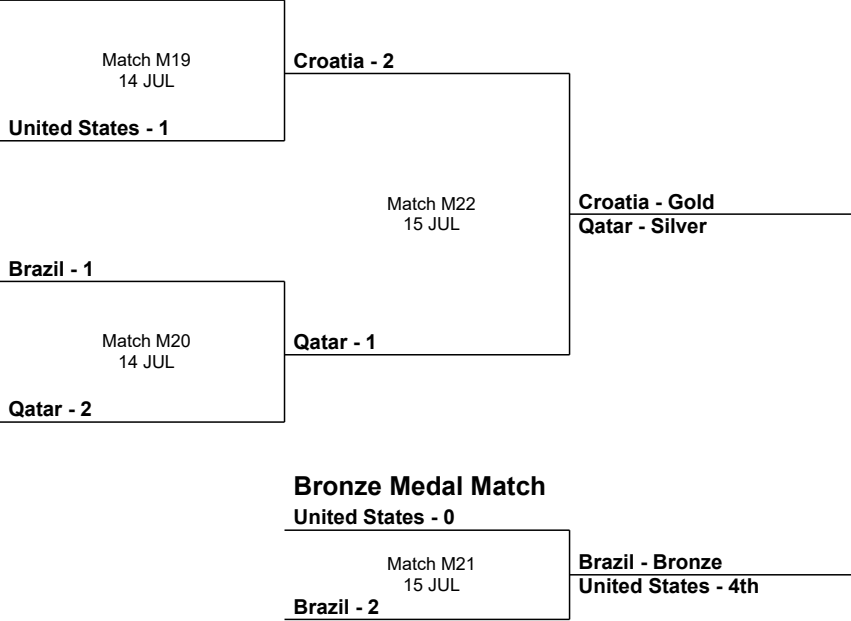
Qatar - 1

Bronze Medal Match

United States - 0

Brazil - 2

Final Standings		
Medal	Rank	Team
Gold	1	CRO - Croatia
Silver	2	QAT - Qatar
Bronze	3	BRA - Brazil
	4	USA - United States of America
	5	ARG - Argentina
	6	PUR - Puerto Rico
	7	NZL - New Zealand



Legend:	Diff.	No.	Number	I	Main Round I	II	Main Round II
---------	-------	-----	--------	---	--------------	----	---------------





Medallists (Team)

GOLD	SILVER	BRONZE
CRO - Croatia Tomislav LAUS Ivan DUMENCIC Ivan JURIC Filip GORICANEC Dominik MARKOVIC Lucian BURA Josip DUKES Valentino VALENTAKOVIC Josip LEKO Nikola FINEK	QAT - Qatar Mutasem AMOHAMED Mohamed HASSAN Ali MOHAMED Abdulrazzaq MURAD Mohsen AL-YAFEAI Mohamed SOUSSI Amir DENGUIR Sid KENAOUI Hani KAKHI Mohamed SALEH	BRA - Brazil Cris ROSSA Andre SIMOES Renan CARVALHO Bruno GOMES GAMA Nailson AMARAL Bruno OLIVEIRA Gil PIRES Thiago de OLIVEIRA BARCELLOS Marcelo TULLER Hugo FERNANDES



Match No.: 21 Court 1

Start List

USA - BRA

Referees: Pablo MARTINEZ ISOLA (URU) / Luis MONICO OTTADO (URU)

Technical Delegate A: Juan de ARMA (ARG)
Technical Delegate B: Ioannis MEIMARIDIS (GRE)
Timekeeper: Tea LACKOVIC (CRO)
Secretary: Natasa VISNJIC (CRO)

USA - United States

No.	Name	Date of Birth	Competition Statistics						
			MP	Points	1-Pt	2-Pt	SUS	S+D	DR
1	Willard JOHNSON	18 AUG 1986	5	2		1/1	1		
2	Jamison WHITING	7 JUN 1994	5	2		1/1	3		
3	Cody DOMINIK	20 AUG 2000	5	60		30/41			
4	Ebiye UDO-UDOMA	6 OCT 1993	5	56	0/2	28/34			
5	Charlie WHITE	1 FEB 1981	5	4		2/3			
7	Mohamed FOFANA	16 JAN 1997	5				1		
8	Gabe GOODREAU	2 OCT 1986	5	2		1/1			
9	Matthew Michael KOMAN	26 AUG 1988	5						
11	Jacob GARCIA	21 APR 1995	5	66	0/1	33/43			
12	Andrew DONLIN	10 SEP 1992	5	55	1/1	27/40			
Head Coach Michael HINSON									

USA Played		
PR	PUR	2-0
PR	ARG	2-0
PR	BRA	0-2
MR	NZL	2-0
SF	CRO	1-2

BRA - Brazil

No.	Name	Date of Birth	Competition Statistics						
			MP	Points	1-Pt	2-Pt	SUS	S+D	DR
1	Cris ROSSA	21 FEB 1986	5	2		1/2			
2	Andre SIMOES	31 MAY 1999	5	16		8/9			
3	Renan CARVALHO	3 NOV 1992	5	63	1/2	31/41			
4	Bruno GOMES GAMA	28 MAY 1993	5	4		2/4			
5	Nailson AMARAL	3 JUL 1990	5	43	1/3	21/28			
6	Bruno OLIVEIRA	29 DEC 1985	5	26		13/14			
10	Gil PIRES	24 JAN 1982	5	88	4/4	42/50			
11	Thiago de OLIVEIRA BARCELLOS	28 APR 1987	5				3		
14	Marcelo TULLER	18 APR 1995	5	2		1/3	1		
25	Hugo FERNANDES	31 OCT 1995	5				2		
Head Coach Djandro NASCIMENTO									

BRA Played		
PR	ARG	2-0
PR	PUR	2-0
PR	USA	2-0
MR	NZL	2-0
SF	QAT	1-2

Legend:							
1-Pt	1-Point Shots	2-Pt	2-Point Shots	PL 5-7	Placement 5-7	DR	Disqualification+Report
MP	Matches played	MR	Main Round	No.	Uniform Number	PR	Preliminary Round
SF	Semifinal	SUS	1st Suspensions	S+D	2nd Suspensions		

Timing and Results provided by  TISSOT



Match No.: 21 Court 1

Results

United States of America 0 vs 2 Brazil

Referees:
Pablo MARTINEZ ISOLA (URU)
Luis MONICO OTTADO (URU)

1st Period: 16 - 24
2nd Period: 18 - 26

USA - United States

Headcoach: Michael HINSON

Team time outs: 2

No.	Name	Total				Goals / Shots							Punishments		
		Points	Goals	Shots	%	1-Pt All	1-Pt Spin	Spin	In-flight	Specialist	Direct Goal	P6m	SUS	S+D	DR
1	Willard JOHNSON														
2	Jamison WHITING														
3	Cody DOMINIK	16	8	9	89			4 / 4		4 / 5					
4	Ebiye UDO-UDOMA	10	5	5	100			3 / 3	2 / 2						
5	Charlie WHITE	2	1	4	25					1 / 4					
7	Mohamed FOFANA														
8	Gabe GOODREAU		0	1	0						0 / 1				
9	Matthew Michael KOMAN														
11	Jacob GARCIA	2	1	7	14			0 / 1	1 / 6						
12	Andrew DONLIN	4	2	7	29			0 / 2	2 / 4			0 / 1			
Totals		34	17	33	52			7 / 10	5 / 12	5 / 9	0 / 1	0 / 1			

No.	Goalkeeper	Total				Saves / Shots						
		Saves	Shots	%	1-Pt All	1-Pt Spin	Spin	In-flight	Specialist	Direct Goal	P6m	
8	Gabe GOODREAU	2	28	7	0 / 2		0 / 9	2 / 12	0 / 4		0 / 1	
Totals		2	28	7	0 / 2		0 / 9	2 / 12	0 / 4		0 / 1	

BRA - Brazil

Headcoach: Djandro NASCIMENTO

Team time outs: 1

No.	Name	Total				Goals / Shots							Punishments		
		Points	Goals	Shots	%	1-Pt All	1-Pt Spin	Spin	In-flight	Specialist	Direct Goal	P6m	SUS	S+D	DR
1	Cris ROSSA														
2	Andre SIMOES		0	1	0				0 / 1						
3	Renan CARVALHO	10	5	5	100				5 / 5						
4	Bruno GOMES GAMA														
5	Nailson AMARAL	19	10	10	100	1 / 1		8 / 8	1 / 1						
6	Bruno OLIVEIRA	8	4	4	100					4 / 4					
10	Gil PIRES	13	7	11	64	1 / 1		1 / 2	4 / 7			1 / 1			
11	JORDAN Thiago														
14	Marcelo TULLER														
25	Hugo FERNANDES		0	1	0				0 / 1						
Totals		50	26	32	81	2 / 2		9 / 10	10 / 15	4 / 4		1 / 1			

No.	Goalkeeper	Total				Saves / Shots						
		Saves	Shots	%	1-Pt All	1-Pt Spin	Spin	In-flight	Specialist	Direct Goal	P6m	
1	Cris ROSSA	11	28	39			3 / 10	5 / 10	3 / 8			
Totals		11	28	39			3 / 10	5 / 10	3 / 8			

Timing and Results provided by  TISSOT



Match No.: 21 Court 1

Results

Team Comparison	1st Period				2nd Period			
	United States of America		Brazil		United States of America		Brazil	
	Goals/Shots	%	Goals/Shots	%	Goals/Shots	%	Goals/Shots	%
In-flight Shots	3 / 8	38	2 / 5	40	2 / 4	50	8 / 10	80
Spin Shots	4 / 6	67	6 / 7	86	3 / 4	75	3 / 3	100
Specialist Shots	1 / 2	50	3 / 3	100	4 / 7	57	1 / 1	100
1-Point Shots			2 / 2	100				
Direct Goal Shots	0 / 1	0						
6-meter Shots					0 / 1	0	1 / 1	100
1-Point Spin Shots								



Match No.: 21 Court 1

Results

United States of America 0 vs 2 Brazil

Referees:
Pablo MARTINEZ ISOLA (URU)
Luis MONICO OTTADO (URU)

1st Period: 16 - 24
2nd Period: 18 - 26

USA - United States

No.	Name	Technical skills					
		Assists	Steals	Blocked Shots	Received 6m Fouls	Penalty Fouls	Turnovers
1	Willard JOHNSON						1
2	Jamison WHITING		1			1	
3	Cody DOMINIK	4					1
4	Ebiye UDO-UDOMA	4			1		3
5	Charlie WHITE						1
7	Mohamed FOFANA						
8	Gabe GOODREAU						
9	Matthew Michael KOMAN			1			
11	Jacob GARCIA						
12	Andrew DONLIN						2
Team							
Totals		8	1	1	1	1	8

BRA - Brazil

No.	Name	Technical skills					
		Assists	Steals	Blocked Shots	Received 6m Fouls	Penalty Fouls	Turnovers
1	Cris ROSSA						
2	Andre SIMOES						
3	Renan CARVALHO						
4	Bruno GOMES GAMA						
5	Nailson AMARAL	1					
6	Bruno OLIVEIRA	1			1		
10	Gil PIRES	2					1
11	JORDAN Thiago						
14	Marcelo TULLER						
25	Hugo FERNANDES		1	1		1	
Team							
Totals		4	1	1	1	1	1

Running Score

USA - BRA

1st Period	
UDO-UDOMA E.	2 : 0
	2 : 2 AMARAL N.
	2 : 4 AMARAL N.
	2 : 6 AMARAL N.
	2 : 8 AMARAL N.
	2 : 10 CARVALHO R.
WHITE C.	4 : 10
	4 : 12 OLIVEIRA B.
	4 : 14 OLIVEIRA B.
DOMINIK C.	6 : 14
	6 : 16 OLIVEIRA B.
GARCIA J.	8 : 16
	8 : 18 PIRES G.
	8 : 19 PIRES G.
UDO-UDOMA E.	10 : 19
	10 : 21 AMARAL N.
	10 : 23 AMARAL N.
DONLIN A.	12 : 23
DOMINIK C.	14 : 23
	14 : 24 AMARAL N.
DOMINIK C.	16 : 24
2nd Period	
	0 : 2 PIRES G.
DONLIN A.	2 : 2
	2 : 4 CARVALHO R.
	2 : 6 PIRES G.
DOMINIK C.	4 : 6
	4 : 8 OLIVEIRA B.
	4 : 10 PIRES G.
UDO-UDOMA E.	6 : 10
UDO-UDOMA E.	8 : 10
	8 : 12 PIRES G.
	8 : 14 PIRES G.
	8 : 16 CARVALHO R.
	8 : 18 AMARAL N.
UDO-UDOMA E.	10 : 18
DOMINIK C.	12 : 18
	12 : 20 AMARAL N.
DOMINIK C.	14 : 20
	14 : 22 AMARAL N.
DOMINIK C.	16 : 22
	16 : 24 CARVALHO R.
	16 : 26 CARVALHO R.
DOMINIK C.	18 : 26

Legend:							
%	Efficiency	1-Pt	1-Point-Shots	1-Pt Spin	1-Point-Spinshots	DR	Disqualification with Report
GG	Golden Goal	No.	Number	P6m	6m Penalty Shots	Spin	Spinnshots
SUS	1st Suspension	S+D	2nd Suspension				

Timing and Results provided by TISSOT





Match No.: 22 Court 1

Start List

CRO - QAT

Referees: Nichlas NYGAARD (DEN) / Jonas PRIMDAHL (DEN)

Technical Delegate A: Jerome ROLLAND (FRA)
Technical Delegate B: Garrett PERKINS (USA)
Timekeeper: Josue RESENDIZ (MEX)
Secretary: Jesus RUIZ (MEX)

CRO - Croatia

No.	Name	Date of Birth	Competition Statistics						
			MP	Points	1-Pt	2-Pt	SUS	S+D	DR
3	Tomislav LAUS	5 APR 1988	6						
4	Ivan DUMENCIC	10 JUL 1990	6	58	4/5	27/37			
5	Ivan JURIC	16 DEC 1986	6	43	1/1	21/27	1		
6	Filip GORICANEC	2 NOV 1997	6	48		24/25			
11	Dominik MARKOVIC	2 JUN 1998	6						
18	Lucian BURA	14 AUG 1997	6	94		47/67			
19	Josip DUKES	3 JUN 1996	6	2		1/2	1		
22	Valentino VALENTAKOVIC	24 JAN 1993	6	51	1/1	25/40			
24	Josip LEKO	24 APR 1994	6	10		5/5			
30	Nikola FINEK	19 SEP 1999	6	12		6/10			
Head Coach Mladen PARADZIK									

CRO Played		
PR	NZL	2-0
PR	QAT	2-0
MR	PUR	2-0
MR	ARG	1-2
SF	USA	2-1

QAT - Qatar

No.	Name	Date of Birth	Competition Statistics						
			MP	Points	1-Pt	2-Pt	SUS	S+D	DR
7	Mutasem AMOHAMED	2 MAR 1988	6	16		8/9	2		
8	Mohamed HASSAN	19 FEB 1984	6	46		23/29			
10	Ali MOHAMED	14 DEC 1989	6	20	2/2	9/10	1		
11	Abdulrazzaq MURAD	29 JUN 1990	6	26		13/16	1		
16	Mohamed SOUSSI	22 JUL 1992	6			0/3			
17	Amir DENGUIR	7 MAR 1995	6	86	0/1	43/64	1		
24	Sid KENAOUI	7 NOV 1988	6	4		2/2			
69	Hani KAKHI	31 OCT 1990	6	59	1/1	29/41	1		1
94	Mohamed SALEH	24 JUN 1994	6	2		1/1	1		
Head Coach Khaled ALY (EGY)									

QAT Played		
PR	NZL	2-0
PR	CRO	0-2
MR	ARG	2-0
MR	PUR	2-0
SF	BRA	2-1

Legend:							
1-Pt	1-Point Shots	2-Pt	2-Point Shots	PL 5-7	Placement 5-7	DR	Disqualification+Report
MP	Matches played	MR	Main Round	No.	Uniform Number	PR	Preliminary Round
SF	Semifinal	SUS	1st Suspensions	S+D	2nd Suspensions		

Timing and Results provided by  TISSOT





Match No.: 22 Court 1

Results

Croatia 2 vs 1 Qatar

Referees:
Nichlas NYGAARD (DEN)
Jonas PRIMDAHL (DEN)

1st Period: 14 - 17
2nd Period: 20 - 16
Shootout: 9 - 6

CRO - Croatia

Headcoach: Mladen PARADZIK

No.	Name	Total				Goals / Shots							Punishments			
		Points	Goals	Shots	%	1-Pt All	1-Pt Spin	Spin	In-flight	Specialist	Direct Goal	P6m	SUS	S+D	DR	
3	Tomislav LAUS															
4	Ivan DUMENCIC	15	8	13	62	1 / 1		6 / 9		0 / 2		1 / 1				
5	Ivan JURIC	4	2	3	67			2 / 3								
6	Filip GORICANEC	8	4	5	80					4 / 5						
11	Dominik MARKOVIC															
18	Lucian BURJA	6	3	5	60			3 / 5								
19	Josip DUKES															
22	Valentino VALENTAKOVIC	4	2	3	67			1 / 2	1 / 1							
24	Josip LEKO	2	1	1	100			1 / 1								
30	Nikola FINEK	4	2	5	40				2 / 5							
Totals		43	22	35	63	1 / 1		13 / 20	3 / 6	4 / 7		1 / 1				

No.	Goalkeeper	Total			Saves / Shots							
		Saves	Shots	%	1-Pt All	1-Pt Spin	Spin	In-flight	Specialist	Direct Goal	P6m	
4	Ivan DUMENCIC											
5	Ivan JURIC	0	1	0			0 / 1					
11	Dominik MARKOVIC	3	22	14	0 / 1		3 / 13	0 / 7			0 / 1	
Totals		3	23	13	0 / 1		3 / 14	0 / 7			0 / 1	


QAT - Qatar

Headcoach: Khaled ALY

Team time outs: 2

No.	Name	Total				Goals / Shots							Punishments			
		Points	Goals	Shots	%	1-Pt All	1-Pt Spin	Spin	In-flight	Specialist	Direct Goal	P6m	SUS	S+D	DR	
7	Mutasem AMOHAMED															
8	Mohamed HASSAN		0	1	0					0 / 1						
10	Ali MOHAMED	3	2	2	100	1 / 1			1 / 1				1			
11	Abdulrazzaq MURAD	8	4	5	80			2 / 2	2 / 3							
16	Mohamed SOUSSI															
17	Amir DENGUIR	14	7	10	70			6 / 9				1 / 1				
24	Sid KENAOUI	2	1	1	100			1 / 1								
69	Hani KAKHI	12	6	7	86			2 / 2	4 / 5							1
94	Mohamed SALEH															
Totals		39	20	26	77	1 / 1		11 / 14	7 / 9	0 / 1		1 / 1	1			1

No.	Goalkeeper	Total			Saves / Shots							
		Saves	Shots	%	1-Pt All	1-Pt Spin	Spin	In-flight	Specialist	Direct Goal	P6m	
8	Mohamed HASSAN											
16	Mohamed SOUSSI	9	31	29	0 / 1		6 / 19	2 / 5	1 / 5		0 / 1	
Totals		9	31	29	0 / 1		6 / 19	2 / 5	1 / 5		0 / 1	


Timing and Results provided by  TISSOT



Match No.: 22 Court 1

Results

Team Comparison	1st Period				2nd Period			
	Croatia		Qatar		Croatia		Qatar	
	Goals/Shots	%	Goals/Shots	%	Goals/Shots	%	Goals/Shots	%
In-flight Shots	2 / 5	40	3 / 4	75	1 / 1	100	4 / 5	80
Spin Shots	1 / 4	25	4 / 7	57	8 / 12	67	4 / 4	100
Specialist Shots	3 / 5	60	0 / 1	0	1 / 2	50		
1-Point Shots			1 / 1	100				
Direct Goal Shots								
6-meter Shots	1 / 1	100	1 / 1	100				
1-Point Spin Shots								

Timing and Results provided by  TISSOT





Match No.: 22 Court 1

Results

Croatia 2 vs 1 Qatar

Referees:
Nichlas NYGAARD (DEN)
Jonas PRIMDAHL (DEN)

1st Period: 14 - 17
2nd Period: 20 - 16
Shootout: 9 - 6

CRO - Croatia

No.	Name	Technical skills					
		Assists	Steals	Blocked Shots	Received 6m Fouls	Penalty Fouls	Turnovers
3	Tomislav LAUS						
4	Ivan DUMENCIC	4					
5	Ivan JURIC					1	
6	Filip GORICANEC						
11	Dominik MARKOVIC	1					
18	Lucian BURA						1
19	Josip DUKES						
22	Valentino VALENTAKOVIC						
24	Josip LEKO			1			
30	Nikola FINEK				1		1
Team							
Totals		5		1	1	1	2

Running Score

CRO - QAT

1st Period

FINEK N.	2 : 0	
	2 : 2	DENGUIR A.
	2 : 4	DENGUIR A.
	2 : 6	KAKHI H.
BURA L.	4 : 6	
VALENTAKOVIC V.	6 : 6	
	6 : 8	KAKHI H.
	6 : 10	KAKHI H.
DUMENCIC I.	8 : 10	
	8 : 12	KAKHI H.
GORICANEC F.	10 : 12	
	10 : 14	DENGUIR A.
GORICANEC F.	12 : 14	
	12 : 16	DENGUIR A.
	12 : 17	MOHAMED A.
GORICANEC F.	14 : 17	

2nd Period

BURA L.	2 : 0	
	2 : 2	MURAD A.
DUMENCIC I.	4 : 2	
	4 : 4	DENGUIR A.
DUMENCIC I.	6 : 4	
	6 : 6	MURAD A.
	6 : 8	DENGUIR A.
FINEK N.	8 : 8	
	8 : 10	MURAD A.
DUMENCIC I.	10 : 10	
DUMENCIC I.	12 : 10	
	12 : 12	MURAD A.
	12 : 14	MOHAMED A.
JURIC I.	14 : 14	
GORICANEC F.	16 : 14	
	16 : 16	KAKHI H.
DUMENCIC I.	18 : 16	
DUMENCIC I.	20 : 16	

QAT - Qatar

No.	Name	Technical skills					
		Assists	Steals	Blocked Shots	Received 6m Fouls	Penalty Fouls	Turnovers
7	Mutasem AMOHAMED						
8	Mohamed HASSAN						1
10	Ali MOHAMED						2
11	Abdulrazzaq MURAD					1	1
16	Mohamed SOUSSI						
17	Amir DENGUIR	2					
24	Sid KENAOUI		1				1
69	Hani KAKHI				1		1
94	Mohamed SALEH						
Team							1
Totals		2	1		1	1	7

Shootout

BURA L.	2 : 0	
	2 : 2	DENGUIR A.
JURIC I.	4 : 2	
	4 : 4	KAKHI H.
LEKO J.	6 : 4	
	6 : 6	KENAOUI S.
VALENTAKOVIC V.	8 : 6	
DUMENCIC I.	9 : 6	

Legend:							
%	Efficiency	1-Pt	1-Point-Shots	1-Pt Spin	1-Point-Spinshots	DR	Disqualification with Report
GG	Golden Goal	No.	Number	P6m	6m Penalty Shots	Spin	Spinnshots
SUS	1st Suspension	S+D	2nd Suspension				

Timing and Results provided by TISSOT



Match No.: 19 Court 1

Start List

CRO - USA

Referees: Boris MANDAK (SVK) / Mario RUDINSKY (SVK)

Technical Delegate A: Juan de ARMA (ARG)
Technical Delegate B: Agnieszka SKOWRONEK (POL)
Timekeeper: Nichlas NYGAARD (DEN)
Secretary: Jonas PRIMDAHL (DEN)

CRO - Croatia

No.	Name	Date of Birth	Competition Statistics						
			MP	Points	1-Pt	2-Pt	SUS	S+D	DR
3	Tomislav LAUS	5 APR 1988	4						
4	Ivan DUMENCIC	10 JUL 1990	4	24	2/3	11/15			
5	Ivan JURIC	16 DEC 1986	4	29	1/1	14/17			
6	Filip GORICANEC	2 NOV 1997	4	40		20/20			
11	Dominik MARKOVIC	2 JUN 1998	4						
18	Lucian BURA	14 AUG 1997	4	74		37/55			
19	Josip DUKES	3 JUN 1996	4	2		1/2	1		
22	Valentino VALENTAKOVIC	24 JAN 1993	4	37	1/1	18/28			
24	Josip LEKO	24 APR 1994	4	6		3/3			
30	Nikola FINEK	19 SEP 1999	4						
Head Coach Mladen PARADZIK									


CRO Played		
PR	NZL	2-0
PR	QAT	2-0
MR	PUR	2-0
MR	ARG	1-2

USA - United States

No.	Name	Date of Birth	Competition Statistics						
			MP	Points	1-Pt	2-Pt	SUS	S+D	DR
1	Willard JOHNSON	18 AUG 1986	4				1		
2	Jamison WHITING	7 JUN 1994	4	2		1/1	2		
3	Cody DOMINIK	20 AUG 2000	4	52		26/35			
4	Ebiye UDO-UDOMA	6 OCT 1993	4	46	0/2	23/26			
5	Charlie WHITE	1 FEB 1981	4	4		2/3			
7	Mohamed FOFANA	16 JAN 1997	4						
8	Gabe GOODREAU	2 OCT 1986	4						
9	Matthew Michael KOMAN	26 AUG 1988	4						
11	Jacob GARCIA	21 APR 1995	4	46	0/1	23/31			
12	Andrew DONLIN	10 SEP 1992	4	47	1/1	23/31			
Head Coach Michael HINSON									

USA Played		
PR	PUR	2-0
PR	ARG	2-0
PR	BRA	0-2
MR	NZL	2-0

Legend:							
1-Pt	1-Point Shots	2-Pt	2-Point Shots	PL 5-7	Placement 5-7	DR	Disqualification+Report
MP	Matches played	MR	Main Round	No.	Uniform Number	PR	Preliminary Round
SUS	1st Suspensions	S+D	2nd Suspensions				

Timing and Results provided by  TISSOT





Match No.: 19 Court 1

Results

Croatia 2 vs 1 United States of America

Referees:
Boris MANDAK (SVK)
Mario RUDINSKY (SVK)

1st Period: 32 - 18
2nd Period: 22 - 26
Shootout: 9 - 6

CRO - Croatia

Headcoach: Mladen PARADZIK

Team time outs: 1

No.	Name	Total				Goals / Shots							Punishments		
		Points	Goals	Shots	%	1-Pt All	1-Pt Spin	Spin	In-flight	Specialist	Direct Goal	P6m	SUS	S+D	DR
3	Tomislav LAUS														
4	Ivan DUMENCIC	19	10	11	91	1 / 1				5 / 6		4 / 4			
5	Ivan JURIC	10	5	7	71			4 / 6	1 / 1				1		
6	Filip GORICANEC														
11	Dominik MARKOVIC														
18	Lucian BURJA	14	7	7	100			7 / 7							
19	Josip DUKES														
22	Valentino VALENTAKOVIC	10	5	9	56			1 / 2	4 / 7						
24	Josip LEKO	2	1	1	100			1 / 1							
30	Nikola FINEK	8	4	5	80				4 / 5						
Totals		63	32	40	80	1 / 1		13 / 16	9 / 13	5 / 6		4 / 4	1		

No.	Goalkeeper	Total			Saves / Shots							
		Saves	Shots	%	1-Pt All	1-Pt Spin	Spin	In-flight	Specialist	Direct Goal	P6m	
4	Ivan DUMENCIC											
5	Ivan JURIC	0	1	0			0 / 1					
11	Dominik MARKOVIC	7	31	23			3 / 12	3 / 15	0 / 1	0 / 1	1 / 2	
Totals		7	32	22			3 / 13	3 / 15	0 / 1	0 / 1	1 / 2	


USA - United States

Headcoach: Michael HINSON

Team time outs: 1

No.	Name	Total				Goals / Shots							Punishments		
		Points	Goals	Shots	%	1-Pt All	1-Pt Spin	Spin	In-flight	Specialist	Direct Goal	P6m	SUS	S+D	DR
1	Willard JOHNSON	2	1	1	100			1 / 1							
2	Jamison WHITING												1		
3	Cody DOMINIK	8	4	6	67			1 / 1	2 / 4	1 / 1					
4	Ebiye UDO-UDOMA	10	5	8	63			3 / 5	1 / 1			1 / 2			
5	Charlie WHITE														
7	Mohamed FOFANA												1		
8	Gabe GOODREAU	2	1	1	100						1 / 1				
9	Matthew Michael KOMAN														
11	Jacob GARCIA	20	10	12	83			4 / 5	6 / 7						
12	Andrew DONLIN	8	4	9	44			1 / 2	3 / 7						
Totals		50	25	37	68			10 / 14	12 / 19	1 / 1	1 / 1	1 / 2	2		

No.	Goalkeeper	Total			Saves / Shots							
		Saves	Shots	%	1-Pt All	1-Pt Spin	Spin	In-flight	Specialist	Direct Goal	P6m	
1	Willard JOHNSON	0	2	0			0 / 1	0 / 1				
4	Ebiye UDO-UDOMA											
8	Gabe GOODREAU	3	31	10	0 / 1		1 / 11	2 / 10	0 / 5		0 / 4	
12	Andrew DONLIN	0	2	0			0 / 2					
Totals		3	35	9	0 / 1		1 / 14	2 / 11	0 / 5		0 / 4	

Timing and Results provided by  TISSOT



Match No.: 19 Court 1

Results

Team Comparison	1st Period				2nd Period			
	Croatia		United States of America		Croatia		United States of America	
	Goals/Shots	%	Goals/Shots	%	Goals/Shots	%	Goals/Shots	%
In-flight Shots	3 / 3	100	4 / 10	40	5 / 9	56	8 / 9	89
Spin Shots	6 / 7	86	3 / 3	100	4 / 6	67	4 / 7	57
Specialist Shots	3 / 3	100			2 / 3	67	1 / 1	100
1-Point Shots								
Direct Goal Shots			1 / 1	100				
6-meter Shots	4 / 4	100	1 / 1	100			0 / 1	0
1-Point Spin Shots								



Match No.: 19 Court 1

Results

Croatia 2 vs 1 United States of America

Referees:
Boris MANDAK (SVK)
Mario RUDINSKY (SVK)

1st Period: 32 - 18
2nd Period: 22 - 26
Shootout: 9 - 6

CRO - Croatia

No.	Name	Technical skills					
		Assists	Steals	Blocked Shots	Received 6m Fouls	Penalty Fouls	Turnovers
3	Tomislav LAUS						
4	Ivan DUMENCIC						
5	Ivan JURIC					2	
6	Filip GORICANEC						1
11	Dominik MARKOVIC						
18	Lucian BURA	2			3		
19	Josip DUKES						
22	Valentino VALENTAKOVIC			1			
24	Josip LEKO						
30	Nikola FINEK				1		
Team							
Totals		2		1	4	2	1

USA - United States

No.	Name	Technical skills					
		Assists	Steals	Blocked Shots	Received 6m Fouls	Penalty Fouls	Turnovers
1	Willard JOHNSON						
2	Jamison WHITING					1	
3	Cody DOMINIK						1
4	Ebiye UDO-UDOMA	12			2		2
5	Charlie WHITE						
7	Mohamed FOFANA					1	
8	Gabe GOODREAU						
9	Matthew Michael KOMAN			1		2	
11	Jacob GARCIA						3
12	Andrew DONLIN						
Team							
Totals		12		1	2	4	6

Running Score

CRO - USA

1st Period	
0 : 2	UDO-UDOMA E.
BURA L. 2 : 2	
2 : 4	DOMINIK C.
DUMENCIC I. 4 : 4	
4 : 6	DONLIN A.
BURA L. 6 : 6	
DUMENCIC I. 8 : 6	
8 : 8	GOODREAU G.
DUMENCIC I. 10 : 8	
10 : 10	DOMINIK C.
10 : 12	UDO-UDOMA E.
DUMENCIC I. 12 : 12	
FINEK N. 14 : 12	
DUMENCIC I. 16 : 12	
VALENTAKOVIC V. 18 : 12	
18 : 14	UDO-UDOMA E.
BURA L. 20 : 14	
DUMENCIC I. 22 : 14	
22 : 16	GARCIA J.
BURA L. 24 : 16	
BURA L. 26 : 16	
BURA L. 28 : 16	
DUMENCIC I. 30 : 16	
30 : 18	DONLIN A.
VALENTAKOVIC V. 32 : 18	
2nd Period	
0 : 2	UDO-UDOMA E.
0 : 4	GARCIA J.
0 : 6	UDO-UDOMA E.
FINEK N. 2 : 6	
2 : 8	GARCIA J.
VALENTAKOVIC V. 4 : 8	
4 : 10	GARCIA J.
DUMENCIC I. 6 : 10	
6 : 12	DOMINIK C.
VALENTAKOVIC V. 8 : 12	
8 : 14	DONLIN A.
8 : 16	GARCIA J.
JURIC I. 10 : 16	
JURIC I. 12 : 16	
12 : 18	GARCIA J.
JURIC I. 14 : 18	
14 : 20	GARCIA J.
FINEK N. 16 : 20	
JURIC I. 18 : 20	
18 : 22	DONLIN A.
DUMENCIC I. 20 : 22	
20 : 24	GARCIA J.
FINEK N. 22 : 24	
22 : 26	GARCIA J.




Match No.: 19 Court 1

Results

Shootout

BURA L.	<u>2</u> : <u>0</u>	
	<u>2</u> : <u>2</u>	DOMINIK C.
JURIC I.	<u>4</u> : <u>2</u>	
LEKO J.	<u>6</u> : <u>2</u>	
	<u>6</u> : <u>4</u>	JOHNSON W.
VALENTAKOVIC V.	<u>8</u> : <u>4</u>	
	<u>8</u> : <u>6</u>	GARCIA J.
DUMENCIC I.	<u>9</u> : <u>6</u>	

Legend:							
%	Efficiency	1-Pt	1-Point-Shots	1-Pt Spin	1-Point-Spinshots	DR	Disqualification with Report
GG	Golden Goal	No.	Number	P6m	6m Penalty Shots	Spin	Spinshots
SUS	1st Suspension	S+D	2nd Suspension				

Timing and Results provided by  TISSOT



Match No.: 20 Court 1

Start List

BRA - QAT

Referees: Laura BUCHON PEREA (ESP) / Patricia del VALLE ENCUESTRA (ESP)

Technical Delegate A: Ioannis MEIMARIDIS (GRE)
Technical Delegate B: Chatchai SANGSKEELUX (THA)
Timekeeper: Natasa VISNJIC (CRO)
Secretary: Tea LACKOVIC (CRO)

BRA - Brazil

No.	Name	Date of Birth	Competition Statistics						
			MP	Points	1-Pt	2-Pt	SUS	S+D	DR
1	Cris ROSSA	21 FEB 1986	4	2		1/1			
2	Andre SIMOES	31 MAY 1999	4	14		7/8			
3	Renan CARVALHO	3 NOV 1992	4	51	1/2	25/30			
4	Bruno GOMES GAMA	28 MAY 1993	4	4		2/4			
5	Nailson AMARAL	3 JUL 1990	4	35	1/3	17/22			
6	Bruno OLIVEIRA	29 DEC 1985	4	22		11/12			
10	Gil PIRES	24 JAN 1982	4	77	3/3	37/40			
11	Thiago de OLIVEIRA BARCELLOS	28 APR 1987	4				3		
14	Marcelo TULLER	18 APR 1995	4	2		1/2			
25	Hugo FERNANDES	31 OCT 1995	4				2		
Head Coach Djandro NASCIMENTO									


BRA Played		
PR	ARG	2-0
PR	PUR	2-0
PR	USA	2-0
MR	NZL	2-0

QAT - Qatar

No.	Name	Date of Birth	Competition Statistics						
			MP	Points	1-Pt	2-Pt	SUS	S+D	DR
7	Mutasem AMOHAMED	2 MAR 1988	4	16		8/9	2		
8	Mohamed HASSAN	19 FEB 1984	4	34		17/20			
10	Ali MOHAMED	14 DEC 1989	4	10		5/6			
11	Abdulrazzaq MURAD	29 JUN 1990	4	12		6/7	1		
12	Mohsen AL-YAFEAI	28 DEC 1978	4			0/1			
16	Mohamed SOUSSI	22 JUL 1992	4			0/3			
17	Amir DENGUIR	7 MAR 1995	4	60		30/46	1		
24	Sid KENAOUI	7 NOV 1988	4						
69	Hani KAKHI	31 OCT 1990	4	38		19/28	1		
94	Mohamed SALEH	24 JUN 1994	4	2		1/1	1		
Head Coach Khaled ALY (EGY)									

QAT Played		
PR	NZL	2-0
PR	CRO	0-2
MR	ARG	2-0
MR	PUR	2-0

Legend:							
1-Pt	1-Point Shots	2-Pt	2-Point Shots	PL 5-7	Placement 5-7	DR	Disqualification+Report
MP	Matches played	MR	Main Round	No.	Uniform Number	PR	Preliminary Round
SUS	1st Suspensions	S+D	2nd Suspensions				

Timing and Results provided by 





Match No.: 20 Court 1

Results

Brazil 1 vs 2 Qatar

Referees:
Laura BUCHON PEREA (ESP)
Patricia del VALLE ENCUESTRA (ESP)

1st Period: 21 - 18
2nd Period: 10 - 22
Shootout: 6 - 8

BRA - Brazil

Headcoach: Djandro NASCIMENTO

Team time outs: 1

No.	Name	Total				Goals / Shots							Punishments		
		Points	Goals	Shots	%	1-Pt All	1-Pt Spin	Spin	In-flight	Specialist	Direct Goal	P6m	SUS	S+D	DR
1	Cris ROSSA		0	1	0						0 / 1				
2	Andre SIMOES	2	1	1	100			1 / 1							
3	Renan CARVALHO	12	6	11	55			2 / 3	4 / 6	0 / 2					
4	Bruno GOMES GAMA														
5	Nailson AMARAL	8	4	6	67			4 / 6							
6	Bruno OLIVEIRA	4	2	2	100			1 / 1		1 / 1					
10	Gil PIRES	11	6	11	55	1 / 1		1 / 1	2 / 7			2 / 2			
11	JORDAN Thiago														
14	Marcelo TULLER		0	1	0			0 / 1					1		
25	Hugo FERNANDES														
Totals		37	19	33	58	1 / 1		9 / 13	6 / 13	1 / 3	0 / 1	2 / 2	1		

No.	Goalkeeper	Total			Saves / Shots						
		Saves	Shots	%	1-Pt All	1-Pt Spin	Spin	In-flight	Specialist	Direct Goal	P6m
1	Cris ROSSA	5	27	19	0 / 2		4 / 11	0 / 5	1 / 7		0 / 2
6	Bruno OLIVEIRA										
10	Gil PIRES	0	1	0			0 / 1				
14	Marcelo TULLER	0	2	0			0 / 2				
Totals		5	30	17	0 / 2		4 / 14	0 / 5	1 / 7		0 / 2

QAT - Qatar

Headcoach: Khaled ALY

Team time outs: 2

No.	Name	Total				Goals / Shots							Punishments		
		Points	Goals	Shots	%	1-Pt All	1-Pt Spin	Spin	In-flight	Specialist	Direct Goal	P6m	SUS	S+D	DR
7	Mutasem AMOHAMED														
8	Mohamed HASSAN	12	6	8	75					5 / 7		1 / 1			
10	Ali MOHAMED	7	4	4	100	1 / 1		2 / 2	1 / 1						
11	Abdulrazzaq MURAD	6	3	4	75			2 / 2	1 / 2						
12	Mohsen AL-YAFEAI														1
16	Mohamed SOUSSI														
17	Amir DENGUIR	12	6	9	67	0 / 1		4 / 6		1 / 1		1 / 1			
24	Sid KENAOUI	2	1	1	100			1 / 1							
69	Hani KAKHI	9	5	7	71	1 / 1		1 / 3	3 / 3						
94	Mohamed SALEH														
Totals		48	25	33	76	2 / 3		10 / 14	5 / 6	6 / 8		2 / 2			1

No.	Goalkeeper	Total			Saves / Shots						
		Saves	Shots	%	1-Pt All	1-Pt Spin	Spin	In-flight	Specialist	Direct Goal	P6m
8	Mohamed HASSAN										
12	Mohsen AL-YAFEAI	6	18	33			2 / 8	3 / 7	1 / 1		0 / 2
16	Mohamed SOUSSI	0	7	0	0 / 1		0 / 3	0 / 2	0 / 1		
Totals		6	25	24	0 / 1		2 / 11	3 / 9	1 / 2		0 / 2

Timing and Results provided by  TISSOT



Greater Birmingham Convention & Visitors Bureau



REGIONS Protective





Match No.: 20 Court 1

Results

Team Comparison	1st Period				2nd Period			
	Brazil		Qatar		Brazil		Qatar	
	Goals/Shots	%	Goals/Shots	%	Goals/Shots	%	Goals/Shots	%
In-flight Shots	5 / 6	83	3 / 4	75	1 / 7	14	2 / 2	100
Spin Shots	3 / 5	60	1 / 1	100	3 / 4	75	5 / 9	56
Specialist Shots	1 / 1	100	4 / 6	67	0 / 2	0	2 / 2	100
1-Point Shots	1 / 1	100					2 / 3	67
Direct Goal Shots	0 / 1	0						
6-meter Shots	1 / 1	100	1 / 1	100	1 / 1	100	1 / 1	100
1-Point Spin Shots								



Match No.: 20 Court 1

Results

Brazil 1 vs 2 Qatar

Referees:
Laura BUCHON PEREA (ESP)
Patricia del VALLE ENCUESTRA (ESP)

1st Period: 21 - 18
2nd Period: 10 - 22
Shootout: 6 - 8

BRA - Brazil

No.	Name	Technical skills					
		Assists	Steals	Blocked Shots	Received 6m Fouls	Penalty Fouls	Turnovers
1	Cris ROSSA						
2	Andre SIMOES						
3	Renan CARVALHO						
4	Bruno GOMES GAMA						
5	Nailson AMARAL	1			1		
6	Bruno OLIVEIRA	1					2
10	Gil PIRES	2			1		
11	JORDAN Thiago						
14	Marcelo TULLER			1		1	
25	Hugo FERNANDES					1	
Team							
Totals		4		1	2	2	2

Running Score

BRA - QAT

1st Period

0 : 2	MURAD A.
CARVALHO R. 2 : 2	
2 : 4	HASSAN M.
AMARAL N. 4 : 4	
4 : 6	MURAD A.
CARVALHO R. 6 : 6	
6 : 8	KAKHI H.
CARVALHO R. 8 : 8	
PIRES G. 10 : 8	
PIRES G. 12 : 8	
12 : 10	HASSAN M.
CARVALHO R. 14 : 10	
14 : 12	HASSAN M.
AMARAL N. 16 : 12	
16 : 14	DENGUIR A.
CARVALHO R. 18 : 14	
18 : 16	MOHAMED A.
OLIVEIRA B. 20 : 16	
20 : 18	HASSAN M.
PIRES G. 21 : 18	

QAT - Qatar

No.	Name	Technical skills					
		Assists	Steals	Blocked Shots	Received 6m Fouls	Penalty Fouls	Turnovers
7	Mutasem AMOHAMED						
8	Mohamed HASSAN	1					2
10	Ali MOHAMED						
11	Abdulrazzaq MURAD						
12	Mohsen AL-YAFEAI						
16	Mohamed SOUSSI						
17	Amir DENGUIR	3			1		2
24	Sid KENAOUI			1		1	
69	Hani KAKHI		1		1	1	1
94	Mohamed SALEH						
Team							
Totals		4	1	1	2	2	5

2nd Period

0 : 2	DENGUIR A.
0 : 4	DENGUIR A.
0 : 6	DENGUIR A.
0 : 8	KAKHI H.
PIRES G. 2 : 8	
AMARAL N. 4 : 8	
4 : 10	MOHAMED A.
4 : 12	HASSAN M.
CARVALHO R. 6 : 12	
6 : 14	KAKHI H.
6 : 16	HASSAN M.
6 : 18	MOHAMED A.
OLIVEIRA B. 8 : 18	
8 : 20	DENGUIR A.
8 : 21	KAKHI H.
8 : 22	MOHAMED A.
PIRES G. 10 : 22	

Shootout

PIRES G. 2 : 0	
2 : 2	DENGUIR A.
2 : 4	KAKHI H.
AMARAL N. 4 : 4	
4 : 6	KENAOUI S.
SIMOES A. 6 : 6	
6 : 8	MURAD A.

Legend:							
%	Efficiency	1-Pt	1-Point-Shots	1-Pt Spin	1-Point-Spinshots	DR	Disqualification with Report
GG	Golden Goal	No.	Number	P6m	6m Penalty Shots	Spin	Spinnshots
SUS	1st Suspension	S+D	2nd Suspension				

Timing and Results provided by TISSOT





Match No.: 16 Court 1

Start List

PUR - NZL

Referees: Josue RESENDIZ (MEX) / Jesus RUIZ (MEX)

Technical Delegate A: Agnieszka SKOWRONEK (POL)

Technical Delegate B: Juan de ARMA (ARG)

Timekeeper: Boris MANDAK (SVK)

Secretary: Mario RUDINSKY (SVK)

PUR - Puerto Rico

No.	Name	Date of Birth	Competition Statistics						
			MP	Points	1-Pt	2-Pt	SUS	S+D	DR
3	Julian Jay DELGADO MOJICA	29 NOV 2001	5	30		15/23			
5	Owen GONZALEZ LEBRON	18 JUL 1995	5	18		9/17			
7	Leamsy ROSADO LUGO	29 NOV 1997	5				1		
10	Jodmel ROSADO LUGO	1 FEB 2001	5						
11	Francisco Javier PEREZ HERNANDEZ	21 SEP 1990	5	31	1/1	15/29	1		
14	Luis Guillermo GRATACOS RODRIGUEZ	8 APR 1998	5	24		12/21			
16	Bryan Manuel RIVERA GONZALEZ	4 MAY 2001	5	2		1/2	3	1	
21	John Elmer VAZQUEZ PABON	23 FEB 2001	5	38		19/37			
29	Angel Luis VARGAS CRUZ	31 JUL 1997	5	8		4/7	3		
55	Orlando GARCIA GONZALEZ	15 NOV 1985	5	6		3/8			1
Head Coach Abdiel ACEVEDO PEREZ (USA)									

PUR Played		
PR	USA	0-2
PR	BRA	0-2
PR	ARG	0-2
MR	CRO	0-2
MR	QAT	0-2
PL 5-7	NZL	14 JUL
PL 5-7	ARG	15 JUL

NZL - New Zealand

No.	Name	Date of Birth	Competition Statistics						
			MP	Points	1-Pt	2-Pt	SUS	S+D	DR
3	James COCHRANE	14 APR 1987	4	8		4/9			
5	Angus HAMILTON	27 MAR 2002	4	32		16/30			
12	Olliver DONALDSON	1 MAY 2001	4	14		7/11			
17	Peter ELLIS	11 JAN 1991	4				1		
19	Phil ELLIS	24 MAY 1993	4	2		1/8			
20	Paul IRELAND	14 MAR 2001	4	71	1/1	35/56			
26	Tom ROXBURGH	31 MAY 1994	4						
27	Cameron ROSS	27 JUN 1988	4				1		
34	Alex BROWN	5 MAR 2002	4						
61	Max BROOKES	23 FEB 2002	4			0/1	1		
Head Coach Tim RAYNER									

NZL Played		
PR	CRO	0-2
PR	QAT	0-2
MR	USA	0-2
MR	BRA	0-2
PL 5-7	PUR	14 JUL
PL 5-7	ARG	14 JUL

Legend:							
1-Pt	1-Point Shots	2-Pt	2-Point Shots	PL 5-7	Placement 5-7	DR	Disqualification+Report
MP	Matches played	MR	Main Round	No.	Uniform Number	PR	Preliminary Round
SUS	1st Suspensions	S+D	2nd Suspensions				

Timing and Results provided by  TISSOT





Match No.: 16 Court 1

Results

Puerto Rico 2 vs 0 New Zealand

Referees:
Josue RESENDIZ (MEX)
Jesus RUIZ (MEX)

1st Period: 23 - 12
2nd Period: 18 - 16

PUR - Puerto Rico

Headcoach: Abdiel ACEVEDO PEREZ

Team time outs: 2

No.	Name	Total				Goals / Shots							Punishments		
		Points	Goals	Shots	%	1-Pt All	1-Pt Spin	Spin	In-flight	Specialist	Direct Goal	P6m	SUS	S+D	DR
3	Julian Jay DELGADO MOJICA	3	2	5	40	1 / 1		1 / 4							
5	Owen GONZALEZ LEBRON														
7	Leamsy ROSADO LUGO		0	1	0			0 / 1							
10	Jodmel ROSADO LUGO														
11	Francisco Javier PEREZ HERNANDEZ	4	2	4	50					1 / 3		1 / 1			
14	Luis Guillermo GRATACOS RODRIGUEZ	20	10	11	91			9 / 10	1 / 1						
16	Bryan Manuel RIVERA GONZALEZ	2	1	1	100			1 / 1							
21	John Elmer VAZQUEZ PABON	6	3	8	38			2 / 4	1 / 4						
29	Angel Luis VARGAS CRUZ														
55	Orlando GARCIA GONZALEZ	6	3	4	75					3 / 4					
Totals		41	21	34	62	1 / 1		13 / 20	2 / 5	4 / 7		1 / 1			

No.	Goalkeeper	Total			Saves / Shots						
		Saves	Shots	%	1-Pt All	1-Pt Spin	Spin	In-flight	Specialist	Direct Goal	P6m
10	Jodmel ROSADO LUGO	5	12	42			4 / 7	0 / 2	1 / 3		
11	Francisco Javier PEREZ HERNANDEZ	3	10	30			3 / 8		0 / 1		0 / 1
Totals		8	22	36			7 / 15	0 / 2	1 / 4		0 / 1

NZL - New Zealand

Headcoach: Tim RAYNER

No.	Name	Total				Goals / Shots							Punishments		
		Points	Goals	Shots	%	1-Pt All	1-Pt Spin	Spin	In-flight	Specialist	Direct Goal	P6m	SUS	S+D	DR
3	James COCHRANE														
5	Angus HAMILTON	4	2	6	33			1 / 5	1 / 1						
12	Olliver DONALDSON	2	1	3	33			1 / 3							
17	Peter ELLIS														
19	Phil ELLIS	8	4	5	80			1 / 1		3 / 4					
20	Paul IRELAND	14	7	12	58			5 / 9	1 / 2			1 / 1			
26	Tom ROXBURGH														
27	Cameron ROSS														
34	Alex BROWN														
61	Max BROOKES														
Totals		28	14	26	54			8 / 18	2 / 3	3 / 4		1 / 1			

No.	Goalkeeper	Total			Saves / Shots						
		Saves	Shots	%	1-Pt All	1-Pt Spin	Spin	In-flight	Specialist	Direct Goal	P6m
26	Tom ROXBURGH	2	14	14	0 / 1		1 / 8	1 / 2	0 / 2		0 / 1
34	Alex BROWN	4	13	31			2 / 8	1 / 2	1 / 3		
Totals		6	27	22	0 / 1		3 / 16	2 / 4	1 / 5		0 / 1


Timing and Results provided by 



Match No.: 16 Court 1

Results

Team Comparison	1st Period				2nd Period			
	Puerto Rico		New Zealand		Puerto Rico		New Zealand	
	Goals/Shots	%	Goals/Shots	%	Goals/Shots	%	Goals/Shots	%
In-flight Shots	2 / 4	50	1 / 2	50	0 / 1	0	1 / 1	100
Spin Shots	6 / 8	75	5 / 11	45	7 / 12	58	3 / 7	43
Specialist Shots	3 / 6	50			1 / 1	100	3 / 4	75
1-Point Shots	1 / 1	100						
Direct Goal Shots								
6-meter Shots					1 / 1	100	1 / 1	100
1-Point Spin Shots								

Timing and Results provided by  TISSOT



Match No.: 16 Court 1

Results

Puerto Rico 2 vs 0 New Zealand

Referees:
Josue RESENDIZ (MEX)
Jesus RUIZ (MEX)

1st Period: 23 - 12
2nd Period: 18 - 16

PUR - Puerto Rico

No.	Name	Technical skills					
		Assists	Steals	Blocked Shots	Received 6m Fouls	Penalty Fouls	Turnovers
3	Julian Jay DELGADO MOJICA						1
5	Owen GONZALEZ LEBRON	1					
7	Leamsy ROSADO LUGO						
10	Jodmel ROSADO LUGO						
11	Francisco Javier PEREZ HERNANDEZ						2
14	Luis Guillermo GRATACOS RODRIGUEZ				1		
16	Bryan Manuel RIVERA GONZALEZ					1	
21	John Elmer VAZQUEZ PABON	1					
29	Angel Luis VARGAS CRUZ						
55	Orlando GARCIA GONZALEZ						
Team							
Totals		2			1	1	3

Running Score
PUR - NZL

1st Period	
Perez Hernandez F.	2 : 0
Garcia Gonzalez O.	2 : 2 IRELAND P.
Gratacos Rodriguez L.	4 : 2
Gratacos Rodriguez L.	6 : 2
Delgado Mojica J.	8 : 2
Delgado Mojica J.	10 : 2
Vazquez Pabon J.	10 : 4 ELLIS P.
Garcia Gonzalez O.	12 : 4
Garcia Gonzalez O.	14 : 4
Gratacos Rodriguez L.	14 : 6 DONALDSON O.
Gratacos Rodriguez L.	16 : 6
Gratacos Rodriguez L.	16 : 8 IRELAND P.
Gratacos Rodriguez L.	18 : 8
Gratacos Rodriguez L.	18 : 10 HAMILTON A.
Gratacos Rodriguez L.	18 : 12 HAMILTON A.
Gratacos Rodriguez L.	20 : 12
Delgado Mojica J.	21 : 12
Rivera Gonzalez B.	23 : 12

NZL - New Zealand

No.	Name	Technical skills					
		Assists	Steals	Blocked Shots	Received 6m Fouls	Penalty Fouls	Turnovers
3	James COCHRANE	2					
5	Angus HAMILTON						2
12	Olliver DONALDSON						3
17	Peter ELLIS					1	
19	Phil ELLIS						
20	Paul IRELAND				1		
26	Tom ROXBURGH						
27	Cameron ROSS						
34	Alex BROWN						
61	Max BROOKES		1	2			
Team							
Totals		2	1	2	1	1	5

2nd Period	
	0 : 2 ELLIS P.
	0 : 4 IRELAND P.
	0 : 6 IRELAND P.
Vazquez Pabon J.	2 : 6
Gratacos Rodriguez L.	4 : 6
Gratacos Rodriguez L.	4 : 8 IRELAND P.
Gratacos Rodriguez L.	6 : 8
Garcia Gonzalez O.	8 : 8
Vazquez Pabon J.	10 : 8
Gratacos Rodriguez L.	10 : 10 ELLIS P.
Gratacos Rodriguez L.	10 : 12 IRELAND P.
Gratacos Rodriguez L.	12 : 12
Gratacos Rodriguez L.	12 : 14 IRELAND P.
Perez Hernandez F.	14 : 14
Gratacos Rodriguez L.	14 : 16 ELLIS P.
Gratacos Rodriguez L.	16 : 16
Gratacos Rodriguez L.	18 : 16

Legend:							
%	Efficiency	1-Pt	1-Point-Shots	1-Pt Spin	1-Point-Spinshots	DR	Disqualification with Report
GG	Golden Goal	No.	Number	P6m	6m Penalty Shots	Spin	Spinnshots
SUS	1st Suspension	S+D	2nd Suspension				

Timing and Results provided by TISSOT





Match No.: 17 Court 2

Start List

NZL - ARG

Referees: Pablo MARTINEZ ISOLA (URU) / Luis MONICO OTTADO (URU)

Technical Delegate A: Garrett PERKINS (USA)
Technical Delegate B: Jerome ROLLAND (FRA)
Timekeeper: Hector ORJUELA (COL)
Secretary: J. Camilo SALAMANCA (COL)

NZL - New Zealand

No.	Name	Date of Birth	Competition Statistics						
			MP	Points	1-Pt	2-Pt	SUS	S+D	DR
3	James COCHRANE	14 APR 1987	4	8		4/9			
5	Angus HAMILTON	27 MAR 2002	4	32		16/30			
12	Olliver DONALDSON	1 MAY 2001	4	14		7/11			
17	Peter ELLIS	11 JAN 1991	4				1		
19	Phil ELLIS	24 MAY 1993	4	2		1/8			
20	Paul IRELAND	14 MAR 2001	4	71	1/1	35/56			
26	Tom ROXBURGH	31 MAY 1994	4						
27	Cameron ROSS	27 JUN 1988	4				1		
34	Alex BROWN	5 MAR 2002	4						
61	Max BROOKES	23 FEB 2002	4			0/1	1		
Head Coach Tim RAYNER									

NZL Played		
PR	CRO	0-2
PR	QAT	0-2
MR	USA	0-2
MR	BRA	0-2
PL 5-7	PUR	14 JUL
PL 5-7	ARG	14 JUL

ARG - Argentina

No.	Name	Date of Birth	Competition Statistics						
			MP	Points	1-Pt	2-Pt	SUS	S+D	DR
1	Gustavo OLIVERO	26 JUN 1986	5	19	1/1	9/15			
3	Nicolas Ezequiel MILLET	4 AUG 2000	5	4		2/2			
4	Santiago VIDONDO	6 MAY 2003	5	2		1/4			
5	Santino SPOSITO	22 JUN 2002	5	63	1/1	31/44			
6	Francisco DAUDINOT	15 SEP 2000	5	22		11/16			
7	Nahuel BAPTISTA	6 FEB 2000	5	72		36/50			
9	Tomas PAEZ	14 DEC 2000	5				2		
10	Alejo NOVILLO	20 JUL 2000	5			0/3			
11	Lucas MORAS	2 MAY 1985	5	30		15/20	1		
12	Fernando LOPEZ	5 DEC 1983	5				3		
Head Coach Sebastian FERRARO									

ARG Played		
PR	BRA	0-2
PR	USA	0-2
PR	PUR	2-0
MR	QAT	0-2
MR	CRO	2-1
PL 5-7	NZL	14 JUL
PL 5-7	PUR	15 JUL

Legend:							
1-Pt	1-Point Shots	2-Pt	2-Point Shots	PL 5-7	Placement 5-7	DR	Disqualification+Report
MP	Matches played	MR	Main Round	No.	Uniform Number	PR	Preliminary Round
SUS	1st Suspensions	S+D	2nd Suspensions				

Timing and Results provided by 





Match No.: 17 Court 2

Results

New Zealand 0 vs 2 Argentina

Referees:
Pablo MARTINEZ ISOLA (URU)
Luis MONICO OTTADO (URU)

1st Period: 22 - 25
2nd Period: 20 - 21

NZL - New Zealand

Headcoach: Tim RAYNER

Team time outs: 1

No.	Name	Total				Goals / Shots							Punishments		
		Points	Goals	Shots	%	1-Pt All	1-Pt Spin	Spin	In-flight	Specialist	Direct Goal	P6m	SUS	S+D	DR
3	James COCHRANE	2	1	2	50					1 / 2					
5	Angus HAMILTON	14	7	7	100			3 / 3	1 / 1	3 / 3					
12	Olliver DONALDSON														
17	Peter ELLIS														1
19	Phil ELLIS	10	5	6	83			3 / 4		2 / 2					
20	Paul IRELAND	14	7	10	70			4 / 6	1 / 2			2 / 2			
26	Tom ROXBURGH														
27	Cameron ROSS	2	1	1	100			1 / 1						1	
34	Alex BROWN														
61	Max BROOKES													1	
Totals		42	21	26	81			11 / 14	2 / 3	6 / 7		2 / 2	2		1

No.	Goalkeeper	Total			Saves / Shots						
		Saves	Shots	%	1-Pt All	1-Pt Spin	Spin	In-flight	Specialist	Direct Goal	P6m
26	Tom ROXBURGH	0	14	0	0 / 1		0 / 8	0 / 3	0 / 1	0 / 1	
34	Alex BROWN	1	11	9	0 / 1		1 / 8	0 / 2			
Totals		1	25	4	0 / 2		1 / 16	0 / 5	0 / 1	0 / 1	


ARG - Argentina

Headcoach: Sebastian FERRARO

Team time outs: 1

No.	Name	Total				Goals / Shots							Punishments		
		Points	Goals	Shots	%	1-Pt All	1-Pt Spin	Spin	In-flight	Specialist	Direct Goal	P6m	SUS	S+D	DR
1	Gustavo OLIVERO		0	1	0					0 / 1					
3	Nicolas Ezequiel MILLET	2	1	1	100			1 / 1							
4	Santiago VIDONDO												1		
5	Santino SPOSITO	16	8	10	80			3 / 4	4 / 5	1 / 1					
6	Francisco DAUDINOT														
7	Nahuel BAPTISTA	21	11	11	100	1 / 1		10 / 10							
9	Tomas PAEZ														
10	Alejo NOVILLO	2	1	1	100						1 / 1				
11	Lucas MORAS	5	3	4	75	1 / 1		1 / 1	1 / 2						
12	Fernando LOPEZ													1	
Totals		46	24	28	86	2 / 2		15 / 16	5 / 7	1 / 2	1 / 1		2		

No.	Goalkeeper	Total			Saves / Shots						
		Saves	Shots	%	1-Pt All	1-Pt Spin	Spin	In-flight	Specialist	Direct Goal	P6m
10	Alejo NOVILLO	4	25	16			2 / 13	1 / 3	1 / 7		0 / 2
Totals		4	25	16			2 / 13	1 / 3	1 / 7		0 / 2

Timing and Results provided by  TISSOT



Match No.: 17 Court 2

Results

Team Comparison	1st Period				2nd Period			
	New Zealand		Argentina		New Zealand		Argentina	
	Goals/Shots	%	Goals/Shots	%	Goals/Shots	%	Goals/Shots	%
In-flight Shots			1 / 2	50	2 / 3	67	4 / 5	80
Spin Shots	6 / 7	86	10 / 10	100	5 / 7	71	5 / 6	83
Specialist Shots	5 / 5	100	1 / 1	100	1 / 2	50	0 / 1	0
1-Point Shots			1 / 1	100			1 / 1	100
Direct Goal Shots							1 / 1	100
6-meter Shots					2 / 2	100		
1-Point Spin Shots								



Match No.: 17 Court 2

Results

New Zealand 0 vs 2 Argentina

Referees:
Pablo MARTINEZ ISOLA (URU)
Luis MONICO OTTADO (URU)

1st Period: 22 - 25
2nd Period: 20 - 21

NZL - New Zealand

No.	Name	Technical skills					
		Assists	Steals	Blocked Shots	Received 6m Fouls	Penalty Fouls	Turnovers
3	James COCHRANE	3					
5	Angus HAMILTON				1		4
12	Olliver DONALDSON						
17	Peter ELLIS						
19	Phil ELLIS						
20	Paul IRELAND				1		1
26	Tom ROXBURGH						
27	Cameron ROSS						
34	Alex BROWN						
61	Max BROOKES						
Team							
Totals		3			2		6

ARG - Argentina

No.	Name	Technical skills					
		Assists	Steals	Blocked Shots	Received 6m Fouls	Penalty Fouls	Turnovers
1	Gustavo OLIVERO	3					1
3	Nicolas Ezequiel MILLET						
4	Santiago VIDONDO					1	
5	Santino SPOSITO						1
6	Francisco DAUDINOT						1
7	Nahuel BAPTISTA	2					1
9	Tomas PAEZ						
10	Alejo NOVILLO						
11	Lucas MORAS						
12	Fernando LOPEZ					1	
Team							
Totals		5				2	4

Running Score


NZL - ARG

1st Period	
HAMILTON A.	2 : 0
	2 : 2 MORAS L.
	2 : 4 SPOSITO S.
	2 : 6 BAPTISTA N.
ELLIS P.	4 : 6
IRELAND P.	6 : 6
	6 : 8 BAPTISTA N.
	6 : 10 MORAS L.
	6 : 12 MILLET N.
	6 : 14 SPOSITO S.
ELLIS P.	8 : 14
	8 : 16 BAPTISTA N.
HAMILTON A.	10 : 16
HAMILTON A.	12 : 16
IRELAND P.	14 : 16
	14 : 18 BAPTISTA N.
	14 : 20 BAPTISTA N.
HAMILTON A.	16 : 20
HAMILTON A.	18 : 20
	18 : 22 BAPTISTA N.
IRELAND P.	20 : 22
	20 : 24 SPOSITO S.
HAMILTON A.	22 : 24
	22 : 25 BAPTISTA N.

2nd Period

ROSS C.	2 : 0
	2 : 2 BAPTISTA N.
IRELAND P.	4 : 2
	4 : 4 BAPTISTA N.
IRELAND P.	6 : 4
	6 : 6 BAPTISTA N.
ELLIS P.	8 : 6
	8 : 8 SPOSITO S.
	8 : 10 SPOSITO S.
COCHRANE J.	10 : 10
	10 : 12 NOVILLO A.
IRELAND P.	12 : 12
	12 : 14 SPOSITO S.
ELLIS P.	14 : 14
HAMILTON A.	16 : 14
	16 : 16 SPOSITO S.
ELLIS P.	18 : 16
	18 : 18 SPOSITO S.
	18 : 20 BAPTISTA N.
IRELAND P.	20 : 20
	20 (GG) 21 MORAS L.

Legend:							
%	Efficiency	1-Pt	1-Point-Shots	1-Pt Spin	1-Point-Spinshots	DR	Disqualification with Report
GG	Golden Goal	No.	Number	P6m	6m Penalty Shots	Spin	Spinnshots
SUS	1st Suspension	S+D	2nd Suspension				

Timing and Results provided by  TISSOT



Match No.: 18 Court 1

Start List

ARG - PUR

Referees: Tea LACKOVIC (CRO) / Natasa VISNJIC (CRO)

Technical Delegate A: Chatchai SANGSKEELUX (THA)
Technical Delegate B: Agnieszka SKOWRONEK (POL)
Timekeeper: Laura BUCHON PEREA (ESP)
Secretary: Patricia del VALLE ENCUENTRA (ESP)

ARG - Argentina

No.	Name	Date of Birth	Competition Statistics						
			MP	Points	1-Pt	2-Pt	SUS	S+D	DR
1	Gustavo OLIVERO	26 JUN 1986	6	19	1/1	9/16			
3	Nicolas Ezequiel MILLET	4 AUG 2000	6	6		3/3			
4	Santiago VIDONDO	6 MAY 2003	6	2		1/4	1		
5	Santino SPOSITO	22 JUN 2002	6	79	1/1	39/54			
6	Francisco DAUDINOT	15 SEP 2000	6	22		11/16			
7	Nahuel BAPTISTA	6 FEB 2000	6	93	1/1	46/60			
9	Tomas PAEZ	14 DEC 2000	6				2		
10	Alejo NOVILLO	20 JUL 2000	6	2		1/4			
11	Lucas MORAS	2 MAY 1985	6	35	1/1	17/23	1		
12	Fernando LOPEZ	5 DEC 1983	6				4		

Head Coach Sebastian FERRARO

ARG Played		
PR	BRA	0-2
PR	USA	0-2
PR	PUR	2-0
MR	QAT	0-2
MR	CRO	2-1
PL 5-7	NZL	2-0
PL 5-7	PUR	15 JUL


PUR - Puerto Rico

No.	Name	Date of Birth	Competition Statistics						
			MP	Points	1-Pt	2-Pt	SUS	S+D	DR
3	Julian Jay DELGADO MOJICA	29 NOV 2001	6	33	1/1	16/27			
5	Owen GONZALEZ LEBRON	18 JUL 1995	6	18		9/17			
7	Leamsy ROSADO LUGO	29 NOV 1997	6			0/1	1		
10	Jodmel ROSADO LUGO	1 FEB 2001	6						
11	Francisco Javier PEREZ HERNANDEZ	21 SEP 1990	6	35	1/1	17/33	1		
14	Luis Guillermo GRATACOS RODRIGUEZ	8 APR 1998	6	44		22/32			
16	Bryan Manuel RIVERA GONZALEZ	4 MAY 2001	6	4		2/3	3	1	
21	John Elmer VAZQUEZ PABON	23 FEB 2001	6	44		22/45			
29	Angel Luis VARGAS CRUZ	31 JUL 1997	6	8		4/7	3		
55	Orlando GARCIA GONZALEZ	15 NOV 1985	6	12		6/12			1

Head Coach Abdiel ACEVEDO PEREZ (USA)

PUR Played		
PR	USA	0-2
PR	BRA	0-2
PR	ARG	0-2
MR	CRO	0-2
MR	QAT	0-2
PL 5-7	NZL	2-0
PL 5-7	ARG	15 JUL

Legend:							
1-Pt	1-Point Shots	2-Pt	2-Point Shots	PL 5-7	Placement 5-7	DR	Disqualification+Report
MP	Matches played	MR	Main Round	No.	Uniform Number	PR	Preliminary Round
SUS	1st Suspensions	S+D	2nd Suspensions				

Timing and Results provided by  TISSOT



Match No.: 18 Court 1

Results

Argentina 2 vs 0 Puerto Rico

Referees:
Tea LACKOVIC (CRO)
Natasa VISNJIC (CRO)

1st Period: 18 - 12
2nd Period: 25 - 13

ARG - Argentina

Headcoach: Sebastian FERRARO

Team time outs: 2

No.	Name	Total				Goals / Shots						Punishments			
		Points	Goals	Shots	%	1-Pt All	1-Pt Spin	Spin	In-flight	Specialist	Direct Goal	P6m	SUS	S+D	DR
1	Gustavo OLIVERO														
3	Nicolas Ezequiel MILLET												1		
4	Santiago VIDONDO	2	1	1	100			1 / 1							
5	Santino SPOSITO	10	5	6	83			0 / 1	5 / 5						
6	Francisco DAUDINOT	4	2	2	100					2 / 2					
7	Nahuel BAPTISTA	18	9	12	75			9 / 11				0 / 1			
9	Tomas PAEZ														
10	Alejo NOVILLO	2	1	2	50						1 / 2				
11	Lucas MORAS	6	3	6	50			1 / 1	1 / 4			1 / 1	1		
12	Fernando LOPEZ	1	1	1	100	1 / 1									
Totals		43	22	30	73	1 / 1		11 / 14	6 / 9	2 / 2	1 / 2	1 / 2	2		

No.	Goalkeeper	Total				Saves / Shots					
		Saves	Shots	%	1-Pt All	1-Pt Spin	Spin	In-flight	Specialist	Direct Goal	P6m
10	Alejo NOVILLO	4	18	22	0 / 3		4 / 10		0 / 4		0 / 1
Totals		4	18	22	0 / 3		4 / 10		0 / 4		0 / 1


PUR - Puerto Rico

Headcoach: Abdiel ACEVEDO PEREZ

Team time outs: 2

No.	Name	Total				Goals / Shots						Punishments			
		Points	Goals	Shots	%	1-Pt All	1-Pt Spin	Spin	In-flight	Specialist	Direct Goal	P6m	SUS	S+D	DR
3	Julian Jay DELGADO MOJICA	3	2	3	67	1 / 1		1 / 2							
5	Owen GONZALEZ LEBRON	6	3	4	75			3 / 4							
7	Leamsy ROSADO LUGO		0	1	0			0 / 1					1		
10	Jodmel ROSADO LUGO														
11	Francisco Javier PEREZ HERNANDEZ	6	3	3	100					2 / 2		1 / 1			
14	Luis Guillermo GRATACOS RODRIGUEZ	2	1	3	33			1 / 3							
16	Bryan Manuel RIVERA GONZALEZ														
21	John Elmer VAZQUEZ PABON	3	2	4	50	1 / 1		1 / 3							
29	Angel Luis VARGAS CRUZ		0	1	0			0 / 1					1		
55	Orlando GARCIA GONZALEZ	5	3	5	60	1 / 1				2 / 4			1		
Totals		25	14	24	58	3 / 3		6 / 14		4 / 6		1 / 1	3		

No.	Goalkeeper	Total				Saves / Shots					
		Saves	Shots	%	1-Pt All	1-Pt Spin	Spin	In-flight	Specialist	Direct Goal	P6m
10	Jodmel ROSADO LUGO	4	17	24	0 / 1		2 / 8	2 / 5	0 / 2	0 / 1	
11	Francisco Javier PEREZ HERNANDEZ	1	10	10			0 / 5	1 / 4			0 / 1
Totals		5	27	19	0 / 1		2 / 13	3 / 9	0 / 2	0 / 1	0 / 1

Timing and Results provided by  TISSOT



Match No.: 18 Court 1

Results

Team Comparison	1st Period				2nd Period			
	Argentina		Puerto Rico		Argentina		Puerto Rico	
	Goals/Shots	%	Goals/Shots	%	Goals/Shots	%	Goals/Shots	%
In-flight Shots	3 / 5	60			3 / 4	75		
Spin Shots	5 / 7	71	3 / 9	33	6 / 7	86	3 / 5	60
Specialist Shots	1 / 1	100	2 / 3	67	1 / 1	100	2 / 3	67
1-Point Shots			2 / 2	100	1 / 1	100	1 / 1	100
Direct Goal Shots					1 / 2	50		
6-meter Shots	0 / 1	0			1 / 1	100	1 / 1	100
1-Point Spin Shots								



Match No.: 18 Court 1

Results

Argentina 2 vs 0 Puerto Rico

Referees:
Tea LACKOVIC (CRO)
Natasa VISNJIC (CRO)

1st Period: 18 - 12
2nd Period: 25 - 13

ARG - Argentina

No.	Name	Technical skills					
		Assists	Steals	Blocked Shots	Received 6m Fouls	Penalty Fouls	Turnovers
1	Gustavo OLIVERO						
3	Nicolas Ezequiel MILLET		1	2			
4	Santiago VIDONDO					1	
5	Santino SPOSITO				1		1
6	Francisco DAUDINOT						
7	Nahuel BAPTISTA	3					
9	Tomas PAEZ						
10	Alejo NOVILLO						
11	Lucas MORAS	2			1		2
12	Fernando LOPEZ		2	1			
Team							
Totals		5	3	3	2	1	3

Running Score

ARG - PUR

1st Period

MORAS L.	2 : 0	
	2 : 2	VAZQUEZ PABON J.
	2 : 4	GARCIA GONZALEZ O.
	2 : 6	PEREZ HERNANDEZ F.
BAPTISTA N.	4 : 6	
	4 : 7	VAZQUEZ PABON J.
BAPTISTA N.	6 : 7	
SPOSITO S.	8 : 7	
BAPTISTA N.	10 : 7	
BAPTISTA N.	12 : 7	
DAUDINOT F.	14 : 7	
	14 : 9	GONZALEZ LEBRON O.
SPOSITO S.	16 : 9	
MORAS L.	18 : 9	
	18 : 10	GARCIA GONZALEZ O.
	18 : 12	GONZALEZ LEBRON O.

2nd Period

VIDONDO S.	2 : 0	
	2 : 2	GRATACOS RODRIGUEZ L.
	2 : 4	GARCIA GONZALEZ O.
NOVILLO A.	4 : 4	
BAPTISTA N.	6 : 4	
SPOSITO S.	8 : 4	
	8 : 6	GONZALEZ LEBRON O.
BAPTISTA N.	10 : 6	
	10 : 8	DELGADO MOJICA J.
SPOSITO S.	12 : 8	
	12 : 9	DELGADO MOJICA J.
BAPTISTA N.	14 : 9	
BAPTISTA N.	16 : 9	
	16 : 11	PEREZ HERNANDEZ F.
MORAS L.	18 : 11	
SPOSITO S.	20 : 11	
BAPTISTA N.	22 : 11	
	22 : 13	PEREZ HERNANDEZ F.
DAUDINOT F.	24 : 13	
LOPEZ F.	25 : 13	

PUR - Puerto Rico

No.	Name	Technical skills					
		Assists	Steals	Blocked Shots	Received 6m Fouls	Penalty Fouls	Turnovers
3	Julian Jay DELGADO MOJICA	1					3
5	Owen GONZALEZ LEBRON	1					2
7	Leamsy ROSADO LUGO					1	
10	Jodmel ROSADO LUGO						
11	Francisco Javier PEREZ HERNANDEZ						1
14	Luis Guillermo GRATACOS RODRIGUEZ						3
16	Bryan Manuel RIVERA GONZALEZ						
21	John Elmer VAZQUEZ PABON				1		5
29	Angel Luis VARGAS CRUZ		1			1	
55	Orlando GARCIA GONZALEZ						
Team							
Totals		2	1		1	2	14

Legend:							
%	Efficiency	1-Pt	1-Point-Shots	1-Pt Spin	1-Point-Spinshots	DR	Disqualification with Report
GG	Golden Goal	No.	Number	P6m	6m Penalty Shots	Spin	Spinnshots
SUS	1st Suspension	S+D	2nd Suspension				

Timing and Results provided by  TISSOT



Match No.: 13 Court 1

Start List

USA - NZL

Referees: Tea LACKOVIC (CRO) / Natasa VISNJIC (CRO)

Technical Delegate A: Ioannis MEIMARIDIS (GRE)
Technical Delegate B: Jerome ROLLAND (FRA)
Timekeeper: Laura BUCHON PEREA (ESP)
Secretary: Patricia del VALLE ENCUESTRA (ESP)

USA - United States

No.	Name	Date of Birth	Competition Statistics						
			MP	Points	1-Pt	2-Pt	SUS	S+D	DR
1	Willard JOHNSON	18 AUG 1986	3						
2	Jamison WHITING	7 JUN 1994	3	2		1/1	1		
3	Cody DOMINIK	20 AUG 2000	3	38		19/28			
4	Ebiye UDO-UDOMA	6 OCT 1993	3	38	0/2	19/21			
5	Charlie WHITE	1 FEB 1981	3	4		2/3			
7	Mohamed FOFANA	16 JAN 1997	3						
8	Gabe GOODREAU	2 OCT 1986	3						
9	Matthew Michael KOMAN	26 AUG 1988	3						
11	Jacob GARCIA	21 APR 1995	3	34	0/1	17/25			
12	Andrew DONLIN	10 SEP 1992	3	27	1/1	13/19			
Head Coach Michael HINSON									

USA Played		
PR	PUR	2-0
PR	ARG	2-0
PR	BRA	0-2
MR	NZL	13 JUL

NZL - New Zealand

No.	Name	Date of Birth	Competition Statistics						
			MP	Points	1-Pt	2-Pt	SUS	S+D	DR
3	James COCHRANE	14 APR 1987	2	6		3/6			
5	Angus HAMILTON	27 MAR 2002	2	14		7/16			
12	Olliver DONALDSON	1 MAY 2001	2	4		2/5			
17	Peter ELLIS	11 JAN 1991	2						
19	Phil ELLIS	24 MAY 1993	2			0/4			
20	Paul IRELAND	14 MAR 2001	2	24		12/24			
26	Tom ROXBURGH	31 MAY 1994	2						
27	Cameron ROSS	27 JUN 1988	2						
34	Alex BROWN	5 MAR 2002	2						
61	Max BROOKES	23 FEB 2002	2			0/1			
Head Coach Tim RAYNER									

NZL Played		
PR	CRO	0-2
PR	QAT	0-2
MR	USA	13 JUL
MR	BRA	13 JUL

Legend:							
1-Pt	1-Point Shots	2-Pt	2-Point Shots	PL 5-7	Placement 5-7	DR	Disqualification+Report
MP	Matches played	MR	Main Round	No.	Uniform Number	PR	Preliminary Round
SUS	1st Suspensions	S+D	2nd Suspensions				

Timing and Results provided by 





Match No.: 13 Court 1

Results

United States of America 2 vs 0 New Zealand

Referees:
Tea LACKOVIC (CRO)
Natasa VISNJIC (CRO)

1st Period: 30 - 21
2nd Period: 24 - 20

USA - United States

Headcoach: Michael HINSON

No.	Name	Total				Goals / Shots							Punishments				
		Points	Goals	Shots	%	1-Pt All	1-Pt Spin	Spin	In-flight	Specialist	Direct Goal	P6m	SUS	S+D	DR		
1	Willard JOHNSON																
2	Jamison WHITING																1
3	Cody DOMINIK	14	7	7	100			3 / 3	4 / 4								
4	Ebiye UDO-UDOMA	8	4	5	80			2 / 3	1 / 1				1 / 1				
5	Charlie WHITE																
7	Mohamed FOFANA																
8	Gabe GOODREAU																
9	Matthew Michael KOMAN																
11	Jacob GARCIA	12	6	6	100					6 / 6							
12	Andrew DONLIN	20	10	12	83			1 / 1	9 / 11								
Totals		54	27	30	90			6 / 7	14 / 16	6 / 6			1 / 1			2	


No.	Goalkeeper	Total				Saves / Shots						
		Saves	Shots	%	1-Pt All	1-Pt Spin	Spin	In-flight	Specialist	Direct Goal	P6m	
8	Gabe GOODREAU	9	30	30	0 / 1		6 / 17	2 / 5	0 / 1			1 / 6
Totals		9	30	30	0 / 1		6 / 17	2 / 5	0 / 1			1 / 6

NZL - New Zealand

Headcoach: Tim RAYNER

No.	Name	Total				Goals / Shots							Punishments				
		Points	Goals	Shots	%	1-Pt All	1-Pt Spin	Spin	In-flight	Specialist	Direct Goal	P6m	SUS	S+D	DR		
3	James COCHRANE	2	1	2	50			1 / 1		0 / 1							
5	Angus HAMILTON	10	5	7	71			5 / 7									
12	Olliver DONALDSON	2	1	2	50			1 / 1	0 / 1								
17	Peter ELLIS																
19	Phil ELLIS	2	1	2	50			0 / 1		1 / 1							
20	Paul IRELAND	25	13	18	72	1 / 1		4 / 7	3 / 4			5 / 6					
26	Tom ROXBURGH																
27	Cameron ROSS																1
34	Alex BROWN																
61	Max BROOKES																
Totals		41	21	31	68	1 / 1		11 / 17	3 / 5	1 / 2		5 / 6			1		

No.	Goalkeeper	Total				Saves / Shots						
		Saves	Shots	%	1-Pt All	1-Pt Spin	Spin	In-flight	Specialist	Direct Goal	P6m	
26	Tom ROXBURGH	0	19	0			0 / 4	0 / 10	0 / 4			0 / 1
34	Alex BROWN	0	8	0			0 / 2	0 / 4	0 / 2			
Totals		0	27	0			0 / 6	0 / 14	0 / 6			0 / 1

Timing and Results provided by  TISSOT



Match No.: 13 Court 1

Results

Team Comparison	1st Period				2nd Period			
	United States of America		New Zealand		United States of America		New Zealand	
	Goals/Shots	%	Goals/Shots	%	Goals/Shots	%	Goals/Shots	%
In-flight Shots	8 / 9	89	0 / 2	0	6 / 7	86	3 / 3	100
Spin Shots	4 / 4	100	6 / 9	67	2 / 3	67	5 / 8	63
Specialist Shots	2 / 2	100	1 / 1	100	4 / 4	100	0 / 1	0
1-Point Shots			1 / 1	100				
Direct Goal Shots								
6-meter Shots	1 / 1	100	3 / 3	100			2 / 3	67
1-Point Spin Shots								



Match No.: 13 Court 1

Results

United States of America 2 vs 0 New Zealand

Referees:
Tea LACKOVIC (CRO)
Natasa VISNJIC (CRO)

1st Period: 30 - 21
2nd Period: 24 - 20

USA - United States

No.	Name	Technical skills					
		Assists	Steals	Blocked Shots	Received 6m Fouls	Penalty Fouls	Turnovers
1	Willard JOHNSON					2	
2	Jamison WHITING					3	
3	Cody DOMINIK	1					1
4	Ebiye UDO-UDOMA	11			1		
5	Charlie WHITE						
7	Mohamed FOFANA						
8	Gabe GOODREAU						
9	Matthew Michael KOMAN					1	
11	Jacob GARCIA						1
12	Andrew DONLIN						
Team							
Totals		12			1	6	2

NZL - New Zealand

No.	Name	Technical skills					
		Assists	Steals	Blocked Shots	Received 6m Fouls	Penalty Fouls	Turnovers
3	James COCHRANE						2
5	Angus HAMILTON				2		1
12	Olliver DONALDSON						
17	Peter ELLIS						
19	Phil ELLIS				1		1
20	Paul IRELAND				3		1
26	Tom ROXBURGH						
27	Cameron ROSS					1	
34	Alex BROWN						
61	Max BROOKES						
Team							1
Totals					6	1	6

Running Score

USA - NZL

1st Period

UDO-UDOMA E.	2 : 0
DOMINIK C.	2 : 2
ELLIS P.	4 : 2
COCHRANE J.	4 : 4
UDO-UDOMA E.	6 : 4
IRELAND P.	6 : 5
DONLIN A.	8 : 5
IRELAND P.	8 : 7
DONLIN A.	10 : 7
IRELAND P.	10 : 9
DOMINIK C.	12 : 9
DOMINIK C.	14 : 9
IRELAND P.	14 : 11
DOMINIK C.	16 : 11
IRELAND P.	16 : 13
DONLIN A.	18 : 13
HAMILTON A.	18 : 15
DOMINIK C.	20 : 15
GARCIA J.	22 : 15
IRELAND P.	22 : 17
DONLIN A.	24 : 17
HAMILTON A.	24 : 19
DOMINIK C.	26 : 19
GARCIA J.	28 : 19
IRELAND P.	28 : 21
DOMINIK C.	30 : 21

2nd Period

UDO-UDOMA E.	2 : 0
DONLIN A.	4 : 0
UDO-UDOMA E.	6 : 0
HAMILTON A.	6 : 2
DONLIN A.	8 : 2
IRELAND P.	8 : 4
GARCIA J.	10 : 4
IRELAND P.	10 : 6
DONLIN A.	12 : 6
DONALDSON O.	12 : 8
GARCIA J.	14 : 8
IRELAND P.	14 : 10
GARCIA J.	16 : 10
HAMILTON A.	16 : 12
DONLIN A.	18 : 12
IRELAND P.	18 : 14
DONLIN A.	20 : 14
IRELAND P.	20 : 16
GARCIA J.	22 : 16
IRELAND P.	22 : 18
DONLIN A.	24 : 18
HAMILTON A.	24 : 20


Timing and Results provided by TISSOT



Match No.: 13 Court 1

Results

Legend:							
%	Efficiency	1-Pt	1-Point-Shots	1-Pt Spin	1-Point-Spinshots	DR	Disqualification with Report
GG	Golden Goal	No.	Number	P6m	6m Penalty Shots	Spin	Spinshots
SUS	1st Suspension	S+D	2nd Suspension				

Timing and Results provided by  TISSOT

BHAMTEAM4-----GMD-000200--_C73 1

Report Created WED 13 JUL 2022 11:47

Page 4 / 4





Match No.: 10 Court 1

Start List

BRA - NZL

Referees: Josue RESENDIZ (MEX) / Jesus RUIZ (MEX)

Technical Delegate A: Garrett PERKINS (USA)
Technical Delegate B: Agnieszka SKOWRONEK (POL)
Timekeeper: Pablo MARTINEZ ISOLA (URU)
Secretary: Luis MONICO OTTADO (URU)

BRA - Brazil

No.	Name	Date of Birth	Competition Statistics							
			MP	Points	1-Pt	2-Pt	SUS	S+D	DR	
1	Cris ROSSA	21 FEB 1986	3							
2	Andre SIMOES	31 MAY 1999	3	10		5/6				
3	Renan CARVALHO	3 NOV 1992	3	35	1/2	17/20				
4	Bruno GOMES GAMA	28 MAY 1993	3	4		2/4				
5	Nailson AMARAL	3 JUL 1990	3	23	1/3	11/16				
6	Bruno OLIVEIRA	29 DEC 1985	3	18		9/10				
10	Gil PIRES	24 JAN 1982	3	57	3/3	27/27				
11	Thiago de OLIVEIRA BARCELLOS	28 APR 1987	3				3			
14	Marcelo TULLER	18 APR 1995	3	2		1/2				
25	Hugo FERNANDES	31 OCT 1995	3				2			
Head Coach Djandro NASCIMENTO										

BRA Played		
PR	ARG	2-0
PR	PUR	2-0
PR	USA	2-0
MR	NZL	13 JUL

NZL - New Zealand

No.	Name	Date of Birth	Competition Statistics							
			MP	Points	1-Pt	2-Pt	SUS	S+D	DR	
3	James COCHRANE	14 APR 1987	2	6		3/6				
5	Angus HAMILTON	27 MAR 2002	2	14		7/16				
12	Olliver DONALDSON	1 MAY 2001	2	4		2/5				
17	Peter ELLIS	11 JAN 1991	2							
19	Phil ELLIS	24 MAY 1993	2			0/4				
20	Paul IRELAND	14 MAR 2001	2	24		12/24				
26	Tom ROXBURGH	31 MAY 1994	2							
27	Cameron ROSS	27 JUN 1988	2							
34	Alex BROWN	5 MAR 2002	2							
61	Max BROOKES	23 FEB 2002	2			0/1				
Head Coach Tim RAYNER										

NZL Played		
PR	CRO	0-2
PR	QAT	0-2
MR	USA	13 JUL
MR	BRA	13 JUL

Legend:							
1-Pt	1-Point Shots	2-Pt	2-Point Shots	PL 5-7	Placement 5-7	DR	Disqualification+Report
MP	Matches played	MR	Main Round	No.	Uniform Number	PR	Preliminary Round
SUS	1st Suspensions	S+D	2nd Suspensions				

Timing and Results provided by  TISSOT





Match No.: 10 Court 1

Results

Brazil 2 vs 0 New Zealand

Referees:
Josue RESENDIZ (MEX)
Jesus RUIZ (MEX)

1st Period: 32 - 18
2nd Period: 26 - 20

BRA - Brazil

Headcoach: Djandro NASCIMENTO

Team time outs: 1

No.	Name	Total				Goals / Shots							Punishments		
		Points	Goals	Shots	%	1-Pt All	1-Pt Spin	Spin	In-flight	Specialist	Direct Goal	P6m	SUS	S+D	DR
1	Cris ROSSA	2	1	1	100						1 / 1				
2	Andre SIMOES	4	2	2	100				2 / 2						
3	Renan CARVALHO	16	8	10	80			2 / 3	6 / 7						
4	Bruno GOMES GAMA														
5	Nailson AMARAL	12	6	6	100			3 / 3	3 / 3						
6	Bruno OLIVEIRA	4	2	2	100					2 / 2					
10	Gil PIRES	20	10	13	77			6 / 7	4 / 6						
11	JORDAN Thiago														
14	Marcelo TULLER														
25	Hugo FERNANDES														
Totals		58	29	34	85			11 / 13	15 / 18	2 / 2	1 / 1				


No.	Goalkeeper	Total				Saves / Shots						
		Saves	Shots	%	1-Pt All	1-Pt Spin	Spin	In-flight	Specialist	Direct Goal	P6m	
1	Cris ROSSA	5	24	21			3 / 15	1 / 8	1 / 1			
Totals		5	24	21			3 / 15	1 / 8	1 / 1			

NZL - New Zealand

Headcoach: Tim RAYNER

No.	Name	Total				Goals / Shots							Punishments		
		Points	Goals	Shots	%	1-Pt All	1-Pt Spin	Spin	In-flight	Specialist	Direct Goal	P6m	SUS	S+D	DR
3	James COCHRANE		0	1	0					0 / 1					
5	Angus HAMILTON	8	4	7	57			3 / 5	1 / 2						
12	Olliver DONALDSON	8	4	4	100			2 / 2	2 / 2						
17	Peter ELLIS												1		
19	Phil ELLIS		0	2	0			0 / 1		0 / 1					
20	Paul IRELAND	22	11	15	73			7 / 9	4 / 6						
26	Tom ROXBURGH														
27	Cameron ROSS														
34	Alex BROWN														
61	Max BROOKES												1		
Totals		38	19	29	66			12 / 17	7 / 10	0 / 2			2		

No.	Goalkeeper	Total				Saves / Shots						
		Saves	Shots	%	1-Pt All	1-Pt Spin	Spin	In-flight	Specialist	Direct Goal	P6m	
26	Tom ROXBURGH	3	20	15			2 / 6	1 / 12	0 / 2			
34	Alex BROWN	2	14	14			0 / 7	2 / 6		0 / 1		
Totals		5	34	15			2 / 13	3 / 18	0 / 2	0 / 1		


Timing and Results provided by  TISSOT



Match No.: 10 Court 1

Results

Team Comparison	1st Period				2nd Period			
	Brazil		New Zealand		Brazil		New Zealand	
	Goals/Shots	%	Goals/Shots	%	Goals/Shots	%	Goals/Shots	%
In-flight Shots	7 / 9	78	5 / 8	63	8 / 9	89	2 / 2	100
Spin Shots	7 / 7	100	4 / 7	57	4 / 6	67	8 / 10	80
Specialist Shots	1 / 1	100	0 / 1	0	1 / 1	100	0 / 1	0
1-Point Shots								
Direct Goal Shots	1 / 1	100						
6-meter Shots								
1-Point Spin Shots								

Timing and Results provided by  TISSOT





Match No.: 10 Court 1

Results

Brazil 2 vs 0 New Zealand

Referees:
Josue RESENDIZ (MEX)
Jesus RUIZ (MEX)

1st Period: 32 - 18
2nd Period: 26 - 20

BRA - Brazil

No.	Name	Technical skills					
		Assists	Steals	Blocked Shots	Received 6m Fouls	Penalty Fouls	Turnovers
1	Cris ROSSA						
2	Andre SIMOES						
3	Renan CARVALHO	1					
4	Bruno GOMES GAMA						
5	Nailson AMARAL	2					
6	Bruno OLIVEIRA						
10	Gil PIRES	3					1
11	JORDAN Thiago						
14	Marcelo TULLER		1	2			
25	Hugo FERNANDES			2			
Team							
Totals		6	1	4			1

NZL - New Zealand

No.	Name	Technical skills					
		Assists	Steals	Blocked Shots	Received 6m Fouls	Penalty Fouls	Turnovers
3	James COCHRANE	2					2
5	Angus HAMILTON	2					1
12	Olliver DONALDSON						
17	Peter ELLIS						
19	Phil ELLIS						
20	Paul IRELAND						
26	Tom ROXBURGH						
27	Cameron ROSS		1				
34	Alex BROWN						
61	Max BROOKES						
Team							3
Totals		4	1				6

Running Score


BRA - NZL

1st Period

PIRES G.	2 : 0	
	2 : 2	DONALDSON O.
CARVALHO R.	4 : 2	
	4 : 4	IRELAND P.
CARVALHO R.	6 : 4	
	6 : 6	IRELAND P.
CARVALHO R.	8 : 6	
	8 : 8	HAMILTON A.
OLIVEIRA B.	10 : 8	
	10 : 10	DONALDSON O.
PIRES G.	12 : 10	
PIRES G.	14 : 10	
	14 : 12	IRELAND P.
PIRES G.	16 : 12	
PIRES G.	18 : 12	
	18 : 14	HAMILTON A.
PIRES G.	20 : 14	
PIRES G.	22 : 14	
PIRES G.	24 : 14	
SIMOES A.	26 : 14	
	26 : 16	DONALDSON O.
SIMOES A.	28 : 16	
	28 : 18	IRELAND P.
PIRES G.	30 : 18	
ROSSA C.	32 : 18	

2nd Period

	0 : 2	HAMILTON A.
AMARAL N.	2 : 2	
PIRES G.	4 : 2	
	4 : 4	IRELAND P.
	4 : 6	IRELAND P.
AMARAL N.	6 : 6	
	6 : 8	IRELAND P.
AMARAL N.	8 : 8	
	8 : 10	IRELAND P.
AMARAL N.	10 : 10	
	10 : 12	IRELAND P.
CARVALHO R.	12 : 12	
	12 : 14	HAMILTON A.
CARVALHO R.	14 : 14	
	14 : 16	IRELAND P.
AMARAL N.	16 : 16	
CARVALHO R.	18 : 16	
	18 : 18	IRELAND P.
CARVALHO R.	20 : 18	
CARVALHO R.	22 : 18	
AMARAL N.	24 : 18	
	24 : 20	DONALDSON O.
OLIVEIRA B.	26 : 20	


Timing and Results provided by  TISSOT



Match No.: 10 Court 1

Results

Legend:							
%	Efficiency	1-Pt	1-Point-Shots	1-Pt Spin	1-Point-Spinshots	DR	Disqualification with Report
GG	Golden Goal	No.	Number	P6m	6m Penalty Shots	Spin	Spinshots
SUS	1st Suspension	S+D	2nd Suspension				

Timing and Results provided by  TISSOT





Match No.: 11 Court 2

Start List

CRO - PUR

Referees: Pablo MARTINEZ ISOLA (URU) / Luis MONICO OTTADO (URU)

Technical Delegate A: Juan de ARMA (ARG)
Technical Delegate B: Garrett PERKINS (USA)
Timekeeper: Nichlas NYGAARD (DEN)
Secretary: Jonas PRIMDAHL (DEN)

CRO - Croatia

No.	Name	Date of Birth	Competition Statistics						
			MP	Points	1-Pt	2-Pt	SUS	S+D	DR
3	Tomislav LAUS	5 APR 1988	2						
4	Ivan DUMENCIC	10 JUL 1990	2	18	2/2	8/12			
5	Ivan JURIC	16 DEC 1986	2	10		5/6			
6	Filip GORICANEC	2 NOV 1997	2	16		8/8			
11	Dominik MARKOVIC	2 JUN 1998	2						
18	Lucian BURA	14 AUG 1997	2	38		19/26			
19	Josip DUKES	3 JUN 1996	2			0/1	1		
22	Valentino VALENTAKOVIC	24 JAN 1993	2	19	1/1	9/13			
24	Josip LEKO	24 APR 1994	2						
30	Nikola FINEK	19 SEP 1999	2						
Head Coach Mladen PARADZIK									

CRO Played		
PR	NZL	2-0
PR	QAT	2-0
MR	PUR	13 JUL
MR	ARG	13 JUL

PUR - Puerto Rico

No.	Name	Date of Birth	Competition Statistics						
			MP	Points	1-Pt	2-Pt	SUS	S+D	DR
3	Julian Jay DELGADO MOJICA	29 NOV 2001	3	26		13/19			
5	Owen GONZALEZ LEBRON	18 JUL 1995	3	12		6/13			
7	Leamsy ROSADO LUGO	29 NOV 1997	3				1		
10	Jodmel ROSADO LUGO	1 FEB 2001	3						
11	Francisco Javier PEREZ HERNANDEZ	21 SEP 1990	3	12		6/15	1		
14	Luis Guillermo GRATACOS RODRIGUEZ	8 APR 1998	3	18		9/13			
16	Bryan Manuel RIVERA GONZALEZ	4 MAY 2001	3				2		
21	John Elmer VAZQUEZ PABON	23 FEB 2001	3	20		10/22			
29	Angel Luis VARGAS CRUZ	31 JUL 1997	3	2		1/2	2		
55	Orlando GARCIA GONZALEZ	15 NOV 1985	3			0/1			1
Head Coach Abdiel ACEVEDO PEREZ (USA)									

PUR Played		
PR	USA	0-2
PR	BRA	0-2
PR	ARG	0-2
MR	CRO	13 JUL
MR	QAT	13 JUL

Legend:							
1-Pt	1-Point Shots	2-Pt	2-Point Shots	PL 5-7	Placement 5-7	DR	Disqualification+Report
MP	Matches played	MR	Main Round	No.	Uniform Number	PR	Preliminary Round
SUS	1st Suspensions	S+D	2nd Suspensions				

Timing and Results provided by 





Match No.: 11 Court 2

Results

Croatia 2 vs 0 Puerto Rico

Referees:
Pablo MARTINEZ ISOLA (URU)
Luis MONICO OTTADO (URU)

1st Period: 27 - 20
2nd Period: 24 - 13

CRO - Croatia

Headcoach: Mladen PARADZIK

No.	Name	Total				Goals / Shots							Punishments			
		Points	Goals	Shots	%	1-Pt All	1-Pt Spin	Spin	In-flight	Specialist	Direct Goal	P6m	SUS	S+D	DR	
3	Tomislav LAUS															
4	Ivan DUMENCIC	4	2	2	100					2 / 2						
5	Ivan JURIC	13	7	8	88	1 / 1		2 / 2	4 / 5							
6	Filip GORICANEC	2	1	1	100					1 / 1						
11	Dominik MARKOVIC															
18	Lucian BURJA	18	9	14	64			8 / 13	1 / 1							
19	Josip DUKES	2	1	1	100				1 / 1							
22	Valentino VALENTAKOVIC	10	5	8	63			1 / 2	4 / 6							
24	Josip LEKO	2	1	1	100			1 / 1								
30	Nikola FINEK															
Totals		51	26	35	74	1 / 1		12 / 18	10 / 13	3 / 3						

No.	Goalkeeper	Total			Saves / Shots							
		Saves	Shots	%	1-Pt All	1-Pt Spin	Spin	In-flight	Specialist	Direct Goal	P6m	
11	Dominik MARKOVIC	7	24	29	0 / 1		5 / 12	1 / 5	1 / 5			0 / 1
Totals		7	24	29	0 / 1		5 / 12	1 / 5	1 / 5			0 / 1

PUR - Puerto Rico

Headcoach: Abdiel ACEVEDO PEREZ

Team time outs: 1

No.	Name	Total				Goals / Shots							Punishments			
		Points	Goals	Shots	%	1-Pt All	1-Pt Spin	Spin	In-flight	Specialist	Direct Goal	P6m	SUS	S+D	DR	
3	Julian Jay DELGADO MOJICA	2	1	1	100											
5	Owen GONZALEZ LEBRON															
7	Leamsy ROSADO LUGO															
10	Jodmel ROSADO LUGO															
11	Francisco Javier PEREZ HERNANDEZ	11	6	9	67	1 / 1		2 / 4	1 / 1	1 / 2		1 / 1				
14	Luis Guillermo GRATACOS RODRIGUEZ	4	2	5	40			0 / 2	2 / 3							
16	Bryan Manuel RIVERA GONZALEZ															
21	John Elmer VAZQUEZ PABON	10	5	10	50			4 / 9	1 / 1							
29	Angel Luis VARGAS CRUZ	2	1	3	33			1 / 3								
55	Orlando GARCIA GONZALEZ	4	2	3	67					2 / 3						
Totals		33	17	31	55	1 / 1		7 / 18	4 / 5	4 / 6		1 / 1				

No.	Goalkeeper	Total			Saves / Shots							
		Saves	Shots	%	1-Pt All	1-Pt Spin	Spin	In-flight	Specialist	Direct Goal	P6m	
3	Julian Jay DELGADO MOJICA											
10	Jodmel ROSADO LUGO	5	22	23			4 / 12	1 / 8	0 / 2			
11	Francisco Javier PEREZ HERNANDEZ	2	11	18	0 / 1		2 / 6	0 / 3	0 / 1			
Totals		7	33	21	0 / 1		6 / 18	1 / 11	0 / 3			

Timing and Results provided by  TISSOT



Match No.: 11 Court 2

Results

Team Comparison	1st Period				2nd Period			
	Croatia		Puerto Rico		Croatia		Puerto Rico	
	Goals/Shots	%	Goals/Shots	%	Goals/Shots	%	Goals/Shots	%
In-flight Shots	6 / 7	86	3 / 3	100	4 / 6	67	1 / 2	50
Spin Shots	6 / 10	60	5 / 11	45	6 / 8	75	2 / 7	29
Specialist Shots	1 / 1	100	2 / 3	67	2 / 2	100	2 / 3	67
1-Point Shots	1 / 1	100					1 / 1	100
Direct Goal Shots								
6-meter Shots							1 / 1	100
1-Point Spin Shots								



Match No.: 11 Court 2

Results

Croatia 2 vs 0 Puerto Rico

Referees:
Pablo MARTINEZ ISOLA (URU)
Luis MONICO OTTADO (URU)

1st Period: 27 - 20
2nd Period: 24 - 13

CRO - Croatia

No.	Name	Technical skills					
		Assists	Steals	Blocked Shots	Received 6m Fouls	Penalty Fouls	Turnovers
3	Tomislav LAUS			1			
4	Ivan DUMENCIC	7					1
5	Ivan JURIC	2					
6	Filip GORICANEC						
11	Dominik MARKOVIC						
18	Lucian BURA	2					
19	Josip DUKES			3		1	
22	Valentino VALENTAKOVIC						
24	Josip LEKO			1			
30	Nikola FINEK						
Team							
Totals		11		5		1	1

PUR - Puerto Rico

No.	Name	Technical skills					
		Assists	Steals	Blocked Shots	Received 6m Fouls	Penalty Fouls	Turnovers
3	Julian Jay DELGADO MOJICA	1					
5	Owen GONZALEZ LEBRON	2					2
7	Leamsy ROSADO LUGO						
10	Jodmel ROSADO LUGO						
11	Francisco Javier PEREZ HERNANDEZ						3
14	Luis Guillermo GRATACOS RODRIGUEZ	1					
16	Bryan Manuel RIVERA GONZALEZ						
21	John Elmer VAZQUEZ PABON						
29	Angel Luis VARGAS CRUZ						
55	Orlando GARCIA GONZALEZ				1		1
Team							
Totals		4			1		6

Running Score
CRO - PUR

1st Period	
0 : 2	PEREZ HERNANDEZ F.
JURIC I. 2 : 2	
2 : 4	GRATACOS RODRIGUEZ L.
VALENTAKOVIC V. 4 : 4	
4 : 6	VAZQUEZ PABON J.
JURIC I. 6 : 6	
6 : 8	VAZQUEZ PABON J.
JURIC I. 8 : 8	
VALENTAKOVIC V. 10 : 8	
10 : 10	DELGADO MOJICA J.
GORICANEC F. 12 : 10	
BURA L. 14 : 10	
BURA L. 16 : 10	
16 : 12	VAZQUEZ PABON J.
BURA L. 18 : 12	
18 : 14	VAZQUEZ PABON J.
VALENTAKOVIC V. 20 : 14	
20 : 16	VARGAS CRUZ A.
20 : 18	VAZQUEZ PABON J.
VALENTAKOVIC V. 22 : 18	
22 : 20	GRATACOS RODRIGUEZ L.
JURIC I. 24 : 20	
JURIC I. 25 : 20	
JURIC I. 27 : 20	
2nd Period	
0 : 2	PEREZ HERNANDEZ F.
BURA L. 2 : 2	
2 : 3	PEREZ HERNANDEZ F.
VALENTAKOVIC V. 4 : 3	
4 : 5	PEREZ HERNANDEZ F.
JURIC I. 6 : 5	
6 : 7	GARCIA GONZALEZ O.
DUMENCIC I. 8 : 7	
DUMENCIC I. 10 : 7	
BURA L. 12 : 7	
BURA L. 14 : 7	
BURA L. 16 : 7	
16 : 9	GARCIA GONZALEZ O.
BURA L. 18 : 9	
18 : 11	PEREZ HERNANDEZ F.
BURA L. 20 : 11	
DUKES J. 22 : 11	
22 : 13	PEREZ HERNANDEZ F.
LEKO J. 24 : 13	

Legend:							
%	Efficiency	1-Pt	1-Point-Shots	1-Pt Spin	1-Point-Spinshots	DR	Disqualification with Report
GG	Golden Goal	No.	Number	P6m	6m Penalty Shots	Spin	Spinnshots
SUS	1st Suspension	S+D	2nd Suspension				

Timing and Results provided by TISSOT





Match No.: 12 Court 1

Start List

QAT - ARG

Referees: Boris MANDAK (SVK) / Mario RUDINSKY (SVK)

Technical Delegate A: Chatchai SANGSKEELUX (THA)

Technical Delegate B: Agnieszka SKOWRONEK (POL)

Timekeeper: Hector ORJUELA (COL)

Secretary: J. Camilo SALAMANCA (COL)

QAT - Qatar

No.	Name	Date of Birth	Competition Statistics							
			MP	Points	1-Pt	2-Pt	SUS	S+D	DR	
7	Mutasem AMOHAMED	2 MAR 1988	2	4		2/2		1		
8	Mohamed HASSAN	19 FEB 1984	2	16		8/10				
10	Ali MOHAMED	14 DEC 1989	2	6		3/3				
11	Abdulrazzaq MURAD	29 JUN 1990	2	2		1/1		1		
12	Mohsen AL-YAFEAI	28 DEC 1978	2			0/1				
16	Mohamed SOUSSI	22 JUL 1992	2			0/1				
17	Amir DENGUIR	7 MAR 1995	2	20		10/16		1		
24	Sid KENAOUI	7 NOV 1988	2							
69	Hani KAKHI	31 OCT 1990	2	28		14/19		1		
94	Mohamed SALEH	24 JUN 1994	2	2		1/1		1		
Head Coach Khaled ALY (EGY)										


QAT Played		
PR	NZL	2-0
PR	CRO	0-2
MR	ARG	13 JUL
MR	PUR	13 JUL

ARG - Argentina

No.	Name	Date of Birth	Competition Statistics							
			MP	Points	1-Pt	2-Pt	SUS	S+D	DR	
1	Gustavo OLIVERO	26 JUN 1986	3	15	1/1	7/11				
3	Nicolas Ezequiel MILLET	4 AUG 2000	3							
4	Santiago VIDONDO	6 MAY 2003	3							
5	Santino SPOSITO	22 JUN 2002	3	35	1/1	17/27				
6	Francisco DAUDINOT	15 SEP 2000	3	16		8/12				
7	Nahuel BAPTISTA	6 FEB 2000	3	38		19/24				
9	Tomas PAEZ	14 DEC 2000	3					1		
10	Alejo NOVILLO	20 JUL 2000	3			0/3				
11	Lucas MORAS	2 MAY 1985	3	18		9/13		1		
12	Fernando LOPEZ	5 DEC 1983	3					2		
Head Coach Sebastian FERRARO										

ARG Played		
PR	BRA	0-2
PR	USA	0-2
PR	PUR	2-0
MR	QAT	13 JUL
MR	CRO	13 JUL

Legend:							
1-Pt	1-Point Shots	2-Pt	2-Point Shots	PL 5-7	Placement 5-7	DR	Disqualification+Report
MP	Matches played	MR	Main Round	No.	Uniform Number	PR	Preliminary Round
SUS	1st Suspensions	S+D	2nd Suspensions				

Timing and Results provided by 





Match No.: 12 Court 1

Results

Qatar 2 vs 0 Argentina

Referees:
Boris MANDAK (SVK)
Mario RUDINSKY (SVK)

1st Period: 28 - 16
2nd Period: 20 - 16

QAT - Qatar

Headcoach: Khaled ALY

Team time outs: 2

No.	Name	Total				Goals / Shots							Punishments		
		Points	Goals	Shots	%	1-Pt All	1-Pt Spin	Spin	In-flight	Specialist	Direct Goal	P6m	SUS	S+D	DR
7	Mutasem AMOHAMED												1		
8	Mohamed HASSAN	4	2	2	100					2 / 2					
10	Ali MOHAMED	4	2	2	100			2 / 2							
11	Abdulrazzaq MURAD	4	2	2	100			2 / 2							
12	Mohsen AL-YAFEAI														
16	Mohamed SOUSSI														
17	Amir DENGUIR	26	13	19	68			8 / 13				5 / 6			
24	Sid KENAOUI														
69	Hani KAKHI	10	5	9	56			3 / 4	2 / 5						
94	Mohamed SALEH														
Totals		48	24	34	71			15 / 21	2 / 5	2 / 2		5 / 6	1		

No.	Goalkeeper	Total			Saves / Shots						
		Saves	Shots	%	1-Pt All	1-Pt Spin	Spin	In-flight	Specialist	Direct Goal	P6m
12	Mohsen AL-YAFEAI	4	17	24			1 / 4	3 / 9	0 / 3		0 / 1
16	Mohamed SOUSSI	2	5	40			1 / 2	1 / 2			0 / 1
Totals		6	22	27			2 / 6	4 / 11	0 / 3		0 / 2


ARG - Argentina

Headcoach: Sebastian FERRARO

Team time outs: 1

No.	Name	Total				Goals / Shots							Punishments		
		Points	Goals	Shots	%	1-Pt All	1-Pt Spin	Spin	In-flight	Specialist	Direct Goal	P6m	SUS	S+D	DR
1	Gustavo OLIVERO	4	2	4	50					2 / 4					
3	Nicolas Ezequiel MILLET														
4	Santiago VIDONDO		0	2	0			0 / 1	0 / 1						
5	Santino SPOSITO	12	6	9	67			1 / 2	5 / 7						
6	Francisco DAUDINOT	2	1	1	100					1 / 1					
7	Nahuel BAPTISTA	8	4	11	36			2 / 7	0 / 2			2 / 2			
9	Tomas PAEZ												1		
10	Alejo NOVILLO														
11	Lucas MORAS	6	3	3	100			1 / 1	2 / 2						
12	LOPEZ Fernando														
Totals		32	16	30	53			4 / 11	7 / 12	3 / 5		2 / 2	1		

No.	Goalkeeper	Total			Saves / Shots						
		Saves	Shots	%	1-Pt All	1-Pt Spin	Spin	In-flight	Specialist	Direct Goal	P6m
10	Alejo NOVILLO	7	31	23			5 / 20	1 / 3	0 / 2		1 / 6
Totals		7	31	23			5 / 20	1 / 3	0 / 2		1 / 6

Timing and Results provided by  TISSOT



Match No.: 12 Court 1

Results

Team Comparison	1st Period				2nd Period			
	Qatar		Argentina		Qatar		Argentina	
	Goals/Shots	%	Goals/Shots	%	Goals/Shots	%	Goals/Shots	%
In-flight Shots	2 / 2	100	4 / 7	57	0 / 3	0	3 / 5	60
Spin Shots	10 / 13	77	1 / 5	20	5 / 8	63	3 / 6	50
Specialist Shots	1 / 1	100	2 / 4	50	1 / 1	100	1 / 1	100
1-Point Shots								
Direct Goal Shots								
6-meter Shots	1 / 1	100	1 / 1	100	4 / 5	80	1 / 1	100
1-Point Spin Shots								

Timing and Results provided by  TISSOT



Match No.: 12 Court 1

Results

Qatar 2 vs 0 Argentina

Referees:
Boris MANDAK (SVK)
Mario RUDINSKY (SVK)

1st Period: 28 - 16
2nd Period: 20 - 16

QAT - Qatar

No.	Name	Technical skills					
		Assists	Steals	Blocked Shots	Received 6m Fouls	Penalty Fouls	Turnovers
7	Mutasem AMOHAMED			1		1	
8	Mohamed HASSAN	2			1		1
10	Ali MOHAMED	1			3		
11	Abdulrazzaq MURAD					1	
12	Mohsen AL-YAFEAI						
16	Mohamed SOUSSI						
17	Amir DENGUIR	1					1
24	Sid KENAOUI	1	1				
69	Hani KAKHI				1		
94	Mohamed SALEH						
Team							1
Totals		5	1	1	5	2	3

Running Score

QAT - ARG

1st Period

DENGUIR A.	2	: 0
DENGUIR A.	4	: 0
4	: 2	OLIVERO G.
DENGUIR A.	6	: 2
MOHAMED A.	8	: 2
8	: 4	SPOSITO S.
KAKHI H.	10	: 4
10	: 6	SPOSITO S.
MOHAMED A.	12	: 6
DENGUIR A.	14	: 6
14	: 8	SPOSITO S.
HASSAN M.	16	: 8
KAKHI H.	18	: 8
KAKHI H.	20	: 8
20	: 10	BAPTISTA N.
20	: 12	OLIVERO G.
20	: 14	SPOSITO S.
DENGUIR A.	22	: 14
MURAD A.	24	: 14
DENGUIR A.	26	: 14
KAKHI H.	28	: 14
28	: 16	MORAS L.

ARG - Argentina

No.	Name	Technical skills					
		Assists	Steals	Blocked Shots	Received 6m Fouls	Penalty Fouls	Turnovers
1	Gustavo OLIVERO						1
3	Nicolas Ezequiel MILLET			1		1	
4	Santiago VIDONDO		1				
5	Santino SPOSITO						1
6	Francisco DAUDINOT						3
7	Nahuel BAPTISTA	6			1		
9	Tomas PAEZ					1	
10	Alejo NOVILLO						
11	Lucas MORAS				1		1
12	LOPEZ Fernando						3
Team							
Totals		6	1	1	2	5	6

2nd Period

0	: 2	DAUDINOT F.
0	: 4	SPOSITO S.
MURAD A.	2	: 4
2	: 6	BAPTISTA N.
DENGUIR A.	4	: 6
4	: 8	MORAS L.
DENGUIR A.	6	: 8
6	: 10	SPOSITO S.
DENGUIR A.	8	: 10
KAKHI H.	10	: 10
10	: 12	BAPTISTA N.
HASSAN M.	12	: 12
12	: 14	MORAS L.
DENGUIR A.	14	: 14
DENGUIR A.	16	: 14
DENGUIR A.	18	: 14
18	: 16	BAPTISTA N.
DENGUIR A.	20	: 16

Legend:							
%	Efficiency	1-Pt	1-Point-Shots	1-Pt Spin	1-Point-Spinshots	DR	Disqualification with Report
GG	Golden Goal	No.	Number	P6m	6m Penalty Shots	Spin	Spinnshots
SUS	1st Suspension	S+D	2nd Suspension				

Timing and Results provided by **TISSOT**



Match No.: 14 Court 1

Start List

ARG - CRO

Referees: Hector ORJUELA (COL) / J. Camilo SALAMANCA (COL)

Technical Delegate A: Luiz Filipe CALDAS (BRA)

Technical Delegate B: Emir BESLIJA (MNE)

Timekeeper: Boris MANDAK (SVK)

Secretary: Mario RUDINSKY (SVK)

ARG - Argentina

No.	Name	Date of Birth	Competition Statistics						
			MP	Points	1-Pt	2-Pt	SUS	S+D	DR
1	Gustavo OLIVERO	26 JUN 1986	3	15	1/1	7/11			
3	Nicolas Ezequiel MILLET	4 AUG 2000	3						
4	Santiago VIDONDO	6 MAY 2003	3						
5	Santino SPOSITO	22 JUN 2002	3	35	1/1	17/27			
6	Francisco DAUDINOT	15 SEP 2000	3	16		8/12			
7	Nahuel BAPTISTA	6 FEB 2000	3	38		19/24			
9	Tomas PAEZ	14 DEC 2000	3				1		
10	Alejo NOVILLO	20 JUL 2000	3			0/3			
11	Lucas MORAS	2 MAY 1985	3	18		9/13	1		
12	Fernando LOPEZ	5 DEC 1983	3				2		
Head Coach Sebastian FERRARO									


ARG Played		
PR	BRA	0-2
PR	USA	0-2
PR	PUR	2-0
MR	QAT	13 JUL
MR	CRO	13 JUL

CRO - Croatia

No.	Name	Date of Birth	Competition Statistics						
			MP	Points	1-Pt	2-Pt	SUS	S+D	DR
3	Tomislav LAUS	5 APR 1988	2						
4	Ivan DUMENCIC	10 JUL 1990	2	18	2/2	8/12			
5	Ivan JURIC	16 DEC 1986	2	10		5/6			
6	Filip GORICANEC	2 NOV 1997	2	16		8/8			
11	Dominik MARKOVIC	2 JUN 1998	2						
18	Lucian BURA	14 AUG 1997	2	38		19/26			
19	Josip DUKES	3 JUN 1996	2			0/1	1		
22	Valentino VALENTAKOVIC	24 JAN 1993	2	19	1/1	9/13			
24	Josip LEKO	24 APR 1994	2						
30	Nikola FINEK	19 SEP 1999	2						
Head Coach Miladen PARADZIK									

CRO Played		
PR	NZL	2-0
PR	QAT	2-0
MR	PUR	13 JUL
MR	ARG	13 JUL

Legend:							
1-Pt	1-Point Shots	2-Pt	2-Point Shots	PL 5-7	Placement 5-7	DR	Disqualification+Report
MP	Matches played	MR	Main Round	No.	Uniform Number	PR	Preliminary Round
SUS	1st Suspensions	S+D	2nd Suspensions				

Timing and Results provided by  TISSOT



Match No.: 14 Court 1

Results

Argentina 2 vs 1 Croatia

Referees:
Hector ORJUELA (COL)
J. Camilo SALAMANCA (COL)

1st Period: 26 - 24
2nd Period: 16 - 22
Shootout: 16 - 14

ARG - Argentina

Headcoach: Sebastian FERRARO

Team time outs: 2

No.	Name	Total				Goals / Shots						Punishments			
		Points	Goals	Shots	%	1-Pt All	1-Pt Spin	Spin	In-flight	Specialist	Direct Goal	P6m	SUS	S+D	DR
1	Gustavo OLIVERO														
3	Nicolas Ezequiel MILLET	4	2	2	100			2 / 2							
4	Santiago VIDONDO	2	1	2	50			1 / 2							
5	Santino SPOSITO	16	8	8	100			2 / 2	6 / 6						
6	Francisco DAUDINOT	4	2	3	67			1 / 2		1 / 1					
7	Nahuel BAPTISTA	26	13	15	87			11 / 13	2 / 2						
9	Tomas PAEZ														
10	Alejo NOVILLO														
11	Lucas MORAS	6	3	4	75			1 / 1	2 / 3						
12	Fernando LOPEZ													1	
Totals		58	29	34	85			18 / 22	10 / 11	1 / 1				1	

No.	Goalkeeper	Total			Saves / Shots							
		Saves	Shots	%	1-Pt All	1-Pt Spin	Spin	In-flight	Specialist	Direct Goal	P6m	
3	Nicolas Ezequiel MILLET	1	2	50			1 / 2					
4	Santiago VIDONDO											
7	Nahuel BAPTISTA											
9	Tomas PAEZ	0	2	0			0 / 2					
10	Alejo NOVILLO	6	33	18			3 / 10	3 / 11	0 / 11		0 / 1	
11	Lucas MORAS											
Totals		7	37	19			4 / 14	3 / 11	0 / 11		0 / 1	


CRO - Croatia

Headcoach: Mladen PARADZIK

Team time outs: 1

No.	Name	Total				Goals / Shots						Punishments			
		Points	Goals	Shots	%	1-Pt All	1-Pt Spin	Spin	In-flight	Specialist	Direct Goal	P6m	SUS	S+D	DR
3	Tomislav LAUS														
4	Ivan DUMENCIC	2	1	2	50	0 / 1						1 / 1			
5	Ivan JURIC	6	3	4	75			2 / 2	1 / 2						
6	Filip GORICANEC	22	11	11	100					11 / 11					
11	Dominik MARKOVIC														
18	Lucian BURA	18	9	15	60			5 / 10	4 / 5						
19	Josip DUKES														
22	Valentino VALENTAKOVIC	8	4	7	57			1 / 2	3 / 5						
24	Josip LEKO	4	2	2	100			2 / 2							
30	Nikola FINEK														
Totals		60	30	41	73	0 / 1		10 / 16	8 / 12	11 / 11		1 / 1			

No.	Goalkeeper	Total			Saves / Shots							
		Saves	Shots	%	1-Pt All	1-Pt Spin	Spin	In-flight	Specialist	Direct Goal	P6m	
4	Ivan DUMENCIC											
5	Ivan JURIC											

Timing and Results provided by  TISSOT




Match No.: 14 Court 1

Results

11	Dominik MARKOVIC	5	34	15		4 / 22	1 / 11	0 / 1		
Totals		5	34	15		4 / 22	1 / 11	0 / 1		

Team Comparison	1st Period				2nd Period			
	Argentina		Croatia		Argentina		Croatia	
	Goals/Shots	%	Goals/Shots	%	Goals/Shots	%	Goals/Shots	%
In-flight Shots	6 / 7	86	3 / 5	60	4 / 4	100	5 / 7	71
Spin Shots	6 / 6	100	3 / 5	60	4 / 7	57	0 / 3	0
Specialist Shots	1 / 1	100	5 / 5	100			6 / 6	100
1-Point Shots								
Direct Goal Shots								
6-meter Shots			1 / 1	100				
1-Point Spin Shots								

Timing and Results provided by  TISSOT



Match No.: 14 Court 1

Results

Argentina 2 vs 1 Croatia

Referees:
Hector ORJUELA (COL)
J. Camilo SALAMANCA (COL)

1st Period: 26 - 24
2nd Period: 16 - 22
Shootout: 16 - 14

ARG - Argentina

No.	Name	Technical skills					
		Assists	Steals	Blocked Shots	Received 6m Fouls	Penalty Fouls	Turnovers
1	Gustavo OLIVERO						2
3	Nicolas Ezequiel MILLET					1	
4	Santiago VIDONDO						
5	Santino SPOSITO	2					
6	Francisco DAUDINOT						2
7	Nahuel BAPTISTA	3					2
9	Tomas PAEZ			1			
10	Alejo NOVILLO						
11	Lucas MORAS						1
12	Fernando LOPEZ						
Team							1
Totals		5		1		1	8

CRO - Croatia

No.	Name	Technical skills					
		Assists	Steals	Blocked Shots	Received 6m Fouls	Penalty Fouls	Turnovers
3	Tomislav LAUS						
4	Ivan DUMENCIC	5					
5	Ivan JURIC						
6	Filip GORICANEC	3					
11	Dominik MARKOVIC		1				
18	Lucian BURA						
19	Josip DUKES						
22	Valentino VALENTAKOVIC		1		1		1
24	Josip LEKO		2				
30	Nikola FINEK						
Team							2
Totals		8	4		1		3

Running Score

ARG - CRO

1st Period


BAPTISTA N.	2 : 0	
BAPTISTA N.	2 : 2	GORICANEC F.
BAPTISTA N.	4 : 2	
BAPTISTA N.	4 : 4	BURA L.
BAPTISTA N.	6 : 4	
BAPTISTA N.	6 : 6	BURA L.
SPOSITO S.	8 : 6	
SPOSITO S.	8 : 8	DUMENCIC I.
SPOSITO S.	8 : 10	BURA L.
BAPTISTA N.	10 : 10	
MORAS L.	12 : 10	
MORAS L.	12 : 12	BURA L.
SPOSITO S.	14 : 12	
SPOSITO S.	14 : 14	GORICANEC F.
MORAS L.	16 : 14	
MORAS L.	16 : 16	GORICANEC F.
DAUDINOT F.	18 : 16	
DAUDINOT F.	18 : 18	VALENTAKOVIC V.
MORAS L.	20 : 18	
BAPTISTA N.	22 : 18	
BAPTISTA N.	22 : 20	GORICANEC F.
BAPTISTA N.	24 : 20	
BAPTISTA N.	24 : 22	BURA L.
BAPTISTA N.	24 : 24	GORICANEC F.
BAPTISTA N.	26 : 24	

2nd Period

BAPTISTA N.	0 : 2	GORICANEC F.
BAPTISTA N.	0 : 4	GORICANEC F.
BAPTISTA N.	2 : 4	
BAPTISTA N.	2 : 6	GORICANEC F.
BAPTISTA N.	2 : 8	BURA L.
BAPTISTA N.	2 : 10	VALENTAKOVIC V.
BAPTISTA N.	2 : 12	BURA L.
SPOSITO S.	4 : 12	
SPOSITO S.	4 : 14	VALENTAKOVIC V.
SPOSITO S.	6 : 14	
SPOSITO S.	8 : 14	
SPOSITO S.	8 : 16	GORICANEC F.
BAPTISTA N.	10 : 16	
SPOSITO S.	12 : 16	
SPOSITO S.	12 : 18	GORICANEC F.
BAPTISTA N.	14 : 18	
BAPTISTA N.	14 : 20	JURIC I.
BAPTISTA N.	14 : 22	GORICANEC F.
BAPTISTA N.	16 : 22	

Shootout

MILLET N.	0 : 2	BURA L.
MILLET N.	2 : 2	
MILLET N.	2 : 4	JURIC I.
BAPTISTA N.	4 : 4	

Timing and Results provided by  TISSOT




Match No.: 14 Court 1

Results

	<u>4</u> : <u>6</u>	LEKO J.
SPOSITO S.	<u>6</u> : <u>6</u>	
	<u>6</u> : <u>8</u>	VALENTAKOVIC V.
DAUDINOT F.	<u>8</u> : <u>8</u>	
	<u>10</u> : <u>8</u>	
MILLET N.	<u>10</u> : <u>10</u>	BURA L.
BAPTISTA N.	<u>12</u> : <u>10</u>	
	<u>12</u> : <u>12</u>	JURIC I.
SPOSITO S.	<u>14</u> : <u>12</u>	
	<u>14</u> : <u>14</u>	LEKO J.
VIDONDO S.	<u>16</u> : <u>14</u>	

Legend:							
%	Efficiency	1-Pt	1-Point-Shots	1-Pt Spin	1-Point-Spinshots	DR	Disqualification with Report
GG	Golden Goal	No.	Number	P6m	6m Penalty Shots	Spin	Spinshots
SUS	1st Suspension	S+D	2nd Suspension				

Timing and Results provided by  TISSOT





Match No.: 15 Court 2

Start List

PUR - QAT

Referees: Laura BUCHON PEREA (ESP) / Patricia del VALLE ENCUESTRA (ESP)

Technical Delegate A: Ioannis MEIMARIDIS (GRE)

Technical Delegate B: Juan de ARMA (ARG)

Timekeeper: Tea LACKOVIC (CRO)

Secretary: Natasa VISNJIC (CRO)

PUR - Puerto Rico

No.	Name	Date of Birth	Competition Statistics						
			MP	Points	1-Pt	2-Pt	SUS	S+D	DR
3	Julian Jay DELGADO MOJICA	29 NOV 2001	3	26		13/19			
5	Owen GONZALEZ LEBRON	18 JUL 1995	3	12		6/13			
7	Leamsy ROSADO LUGO	29 NOV 1997	3				1		
10	Jodmel ROSADO LUGO	1 FEB 2001	3						
11	Francisco Javier PEREZ HERNANDEZ	21 SEP 1990	3	12		6/15	1		
14	Luis Guillermo GRATACOS RODRIGUEZ	8 APR 1998	3	18		9/13			
16	Bryan Manuel RIVERA GONZALEZ	4 MAY 2001	3				2		
21	John Elmer VAZQUEZ PABON	23 FEB 2001	3	20		10/22			
29	Angel Luis VARGAS CRUZ	31 JUL 1997	3	2		1/2	2		
55	Orlando GARCIA GONZALEZ	15 NOV 1985	3			0/1			1
Head Coach Abdiel ACEVEDO PEREZ (USA)									

PUR Played		
PR	USA	0-2
PR	BRA	0-2
PR	ARG	0-2
MR	CRO	13 JUL
MR	QAT	13 JUL

QAT - Qatar

No.	Name	Date of Birth	Competition Statistics						
			MP	Points	1-Pt	2-Pt	SUS	S+D	DR
7	Mutasem AMOHAMED	2 MAR 1988	2	4		2/2	1		
8	Mohamed HASSAN	19 FEB 1984	2	16		8/10			
10	Ali MOHAMED	14 DEC 1989	2	6		3/3			
11	Abdulrazzaq MURAD	29 JUN 1990	2	2		1/1	1		
12	Mohsen AL-YAFEAI	28 DEC 1978	2			0/1			
16	Mohamed SOUSSI	22 JUL 1992	2			0/1			
17	Amir DENGUIR	7 MAR 1995	2	20		10/16	1		
24	Sid KENAOUI	7 NOV 1988	2						
69	Hani KAKHI	31 OCT 1990	2	28		14/19	1		
94	Mohamed SALEH	24 JUN 1994	2	2		1/1	1		
Head Coach Khaled ALY (EGY)									

QAT Played		
PR	NZL	2-0
PR	CRO	0-2
MR	ARG	13 JUL
MR	PUR	13 JUL

Legend:							
1-Pt	1-Point Shots	2-Pt	2-Point Shots	PL 5-7	Placement 5-7	DR	Disqualification+Report
MP	Matches played	MR	Main Round	No.	Uniform Number	PR	Preliminary Round
SUS	1st Suspensions	S+D	2nd Suspensions				

Timing and Results provided by  TISSOT





Match No.: 15 Court 2

Results

Puerto Rico 0 vs 2 Qatar

Referees:
Laura BUCHON PEREA (ESP)
Patricia del VALLE ENCUESTRA (ESP)

1st Period: 18 - 22
2nd Period: 16 - 24

PUR - Puerto Rico

Headcoach: Abdiel ACEVEDO PEREZ

Team time outs: 1

No.	Name	Total				Goals / Shots							Punishments		
		Points	Goals	Shots	%	1-Pt All	1-Pt Spin	Spin	In-flight	Specialist	Direct Goal	P6m	SUS	S+D	DR
3	Julian Jay DELGADO MOJICA	2	1	3	33			1 / 2		0 / 1					
5	Owen GONZALEZ LEBRON	6	3	4	75			3 / 4							
7	Leamsy ROSADO LUGO														
10	Jodmel ROSADO LUGO														
11	Francisco Javier PEREZ HERNANDEZ	8	4	6	67					1 / 3		3 / 3			
14	Luis Guillermo GRATACOS RODRIGUEZ	2	1	3	33			0 / 1	1 / 2						
16	Bryan Manuel RIVERA GONZALEZ	2	1	2	50			1 / 2					1	1	
21	John Elmer VAZQUEZ PABON	8	4	5	80			4 / 4	0 / 1						
29	Angel Luis VARGAS CRUZ	4	2	2	100				2 / 2				1		
55	Orlando GARCIA GONZALEZ	2	1	4	25				0 / 1	1 / 3					
Totals		34	17	29	59			9 / 13	3 / 6	2 / 7		3 / 3	2	1	


No.	Goalkeeper	Total			Saves / Shots						
		Saves	Shots	%	1-Pt All	1-Pt Spin	Spin	In-flight	Specialist	Direct Goal	P6m
10	Jodmel ROSADO LUGO	1	12	8			0 / 5	1 / 1	0 / 6		
11	Francisco Javier PEREZ HERNANDEZ	3	15	20			2 / 11		1 / 3		0 / 1
Totals		4	27	15			2 / 16	1 / 1	1 / 9		0 / 1

QAT - Qatar

Headcoach: Khaled ALY

No.	Name	Total				Goals / Shots							Punishments		
		Points	Goals	Shots	%	1-Pt All	1-Pt Spin	Spin	In-flight	Specialist	Direct Goal	P6m	SUS	S+D	DR
7	Mutasem AMOHAMED	12	6	7	86			6 / 7							
8	Mohamed HASSAN	14	7	8	88					7 / 8					
10	Ali MOHAMED		0	1	0				0 / 1						
11	Abdulrazzaq MURAD	6	3	4	75			3 / 4							
12	Mohsen AL-YAFEAI														
16	Mohamed SOUSSI		0	2	0						0 / 2				
17	Amir DENGUIR	14	7	11	64			5 / 9		1 / 1		1 / 1			
24	Sid KENAOUI														
69	Hani KAKHI														
94	Mohamed SALEH														
Totals		46	23	33	70			14 / 20	0 / 1	8 / 9	0 / 2	1 / 1			

No.	Goalkeeper	Total			Saves / Shots						
		Saves	Shots	%	1-Pt All	1-Pt Spin	Spin	In-flight	Specialist	Direct Goal	P6m
16	Mohamed SOUSSI	4	21	19			1 / 10	1 / 4	2 / 4		0 / 3
Totals		4	21	19			1 / 10	1 / 4	2 / 4		0 / 3


Timing and Results provided by  TISSOT



Match No.: 15 Court 2

Results

Team Comparison	1st Period				2nd Period			
	Puerto Rico		Qatar		Puerto Rico		Qatar	
	Goals/Shots	%	Goals/Shots	%	Goals/Shots	%	Goals/Shots	%
In-flight Shots	1 / 3	33			2 / 3	67	0 / 1	0
Spin Shots	5 / 7	71	6 / 9	67	4 / 6	67	8 / 11	73
Specialist Shots	1 / 4	25	5 / 5	100	1 / 3	33	3 / 4	75
1-Point Shots								
Direct Goal Shots			0 / 1	0			0 / 1	0
6-meter Shots	2 / 2	100			1 / 1	100	1 / 1	100
1-Point Spin Shots								

Timing and Results provided by  TISSOT



Match No.: 15 Court 2

Results

Puerto Rico 0 vs 2 Qatar

Referees:
Laura BUCHON PEREA (ESP)
Patricia del VALLE ENCUESTRA (ESP)

1st Period: 18 - 22
2nd Period: 16 - 24

PUR - Puerto Rico

No.	Name	Technical skills					
		Assists	Steals	Blocked Shots	Received 6m Fouls	Penalty Fouls	Turnovers
3	Julian Jay DELGADO MOJICA				1		2
5	Owen GONZALEZ LEBRON	1			1		2
7	Leamsy ROSADO LUGO	2	1				
10	Jodmel ROSADO LUGO						
11	Francisco Javier PEREZ HERNANDEZ						
14	Luis Guillermo GRATACOS RODRIGUEZ				1		
16	Bryan Manuel RIVERA GONZALEZ	1	1			1	
21	John Elmer VAZQUEZ PABON						2
29	Angel Luis VARGAS CRUZ						
55	Orlando GARCIA GONZALEZ						
Team							
Totals		4	2		3	1	6

Running Score

PUR - QAT

1st Period

0 : 2	DENGUIR A.
2 : 2	RIVERA GONZALEZ B.
2 : 4	HASSAN M.
4 : 4	GONZALEZ LEBRON O.
4 : 6	HASSAN M.
4 : 8	HASSAN M.
6 : 8	GRATACOS RODRIGUEZ L.
6 : 10	MURAD A.
6 : 12	DENGUIR A.
8 : 12	VAZQUEZ PABON J.
8 : 14	MURAD A.
8 : 16	DENGUIR A.
8 : 18	MURAD A.
10 : 18	DELGADO MOJICA J.
10 : 20	HASSAN M.
12 : 20	GONZALEZ LEBRON O.
14 : 20	PEREZ HERNANDEZ F.
14 : 22	HASSAN M.
16 : 22	PEREZ HERNANDEZ F.
18 : 22	PEREZ HERNANDEZ F.

QAT - Qatar

No.	Name	Technical skills					
		Assists	Steals	Blocked Shots	Received 6m Fouls	Penalty Fouls	Turnovers
7	Mutasem AMOHAMED			1	1		
8	Mohamed HASSAN						
10	Ali MOHAMED						
11	Abdulrazzaq MURAD						
12	Mohsen AL-YAFEAI						
16	Mohamed SOUSSI						
17	Amir DENGUIR						
24	Sid KENAOUI					2	
69	Hani KAKHI						
94	Mohamed SALEH					1	
Team							2
Totals				1	1	3	2

2nd Period

0 : 2	AMOHAMED M.
2 : 2	VAZQUEZ PABON J.
2 : 4	DENGUIR A.
4 : 4	GONZALEZ LEBRON O.
4 : 6	AMOHAMED M.
6 : 6	GARCIA GONZALEZ O.
6 : 8	AMOHAMED M.
6 : 10	DENGUIR A.
6 : 12	AMOHAMED M.
8 : 12	VAZQUEZ PABON J.
8 : 14	DENGUIR A.
8 : 16	HASSAN M.
10 : 16	VARGAS CRUZ A.
10 : 18	AMOHAMED M.
12 : 18	VAZQUEZ PABON J.
12 : 20	HASSAN M.
12 : 22	AMOHAMED M.
14 : 22	PEREZ HERNANDEZ F.
16 : 22	VARGAS CRUZ A.
16 : 24	DENGUIR A.

Legend:	% Efficiency	1-Pt No. Golden Goal	1-Pt 1-Point-Shots Number	1-Pt Spin P6m 1-Point-Spinshots 6m Penalty Shots	DR Spin Disqualification with Report Spinshots
	SUS 1st Suspension	S+D 2nd Suspension			

Timing and Results provided by TISSOT





Match No.: 4 Court 1

Start List

USA - PUR

Referees: Josue RESENDIZ (MEX) / Jesus RUIZ (MEX)

Technical Delegate A: Ioannis MEIMARIDIS (GRE)
 Technical Delegate B: Emir BESLIJA (MNE)
 Timekeeper: Patricia del VALLE ENCUESTRA (ESP)
 Secretary: Laura BUCHON PEREA (ESP)

USA - United States

No.	Name	Date of Birth	Competition Statistics						
			MP	Points	1-Pt	2-Pt	SUS	S+D	DR
1	Willard JOHNSON	18 AUG 1986							
2	Jamison WHITING	7 JUN 1994							
3	Cody DOMINIK	20 AUG 2000							
4	Ebiye UDO-UDOMA	6 OCT 1993							
5	Charlie WHITE	1 FEB 1981							
7	Mohamed FOFANA	16 JAN 1997							
8	Gabe GOODREAU	2 OCT 1986							
9	Matthew Michael KOMAN	26 AUG 1988							
11	Jacob GARCIA	21 APR 1995							
12	Andrew DONLIN	10 SEP 1992							
Head Coach Michael HINSON									


USA Played		
PR	PUR	11 JUL
PR	ARG	11 JUL
PR	BRA	12 JUL

PUR - Puerto Rico

No.	Name	Date of Birth	Competition Statistics						
			MP	Points	1-Pt	2-Pt	SUS	S+D	DR
3	Julian Jay DELGADO MOJICA	29 NOV 2001							
5	Owen GONZALEZ LEBRON	18 JUL 1995							
7	Leamsy ROSADO LUGO	29 NOV 1997							
10	Jodmel ROSADO LUGO	1 FEB 2001							
11	Francisco Javier PEREZ HERNANDEZ	21 SEP 1990							
14	Luis Guillermo GRATACOS RODRIGUEZ	8 APR 1998							
16	Bryan Manuel RIVERA GONZALEZ	4 MAY 2001							
21	John Elmer VAZQUEZ PABON	23 FEB 2001							
29	Angel Luis VARGAS CRUZ	31 JUL 1997							
55	Orlando GARCIA GONZALEZ	15 NOV 1985							
Head Coach Abdiel ACEVEDO PEREZ (USA)									

PUR Played		
PR	USA	11 JUL
PR	BRA	11 JUL
PR	ARG	12 JUL

Legend:	1-Pt 1-Point Shots	2-Pt 2-Point Shots	PL 5-7 Placement 5-7	DR Disqualification+Report
MP Matches played	No. Matches played	Uniform Number	PR Preliminary Round	SUS 1st Suspensions
S+D 2nd Suspensions				

Timing and Results provided by  TISSOT





Match No.: 4 Court 1

Results

United States of America 2 vs 0 Puerto Rico

Referees:
Josue RESENDIZ (MEX)
Jesus RUIZ (MEX)

1st Period: 29 - 18
2nd Period: 28 - 20

USA - United States

Headcoach: Michael HINSON

No.	Name	Total				Goals / Shots							Punishments		
		Points	Goals	Shots	%	1-Pt All	1-Pt Spin	Spin	In-flight	Specialist	Direct Goal	P6m	SUS	S+D	DR
1	Willard JOHNSON														
2	Jamison WHITING														
3	Cody DOMINIK	16	8	9	89			3 / 3	5 / 6						
4	Ebiye UDO-UDOMA	12	6	7	86			6 / 6	0 / 1						
5	Charlie WHITE	4	2	2	100					2 / 2					
7	Mohamed FOFANA														
8	Gabe GOODREAU														
9	Matthew Michael KOMAN														
11	Jacob GARCIA	6	3	5	60					3 / 5					
12	Andrew DONLIN	19	10	12	83	1 / 1		2 / 2	6 / 8			1 / 1			
Totals		57	29	35	83	1 / 1		11 / 11	11 / 15	5 / 7		1 / 1			

No.	Goalkeeper	Total			Saves / Shots							
		Saves	Shots	%	1-Pt All	1-Pt Spin	Spin	In-flight	Specialist	Direct Goal	P6m	
8	Gabe GOODREAU	7	26	27			6 / 16	0 / 3	1 / 5		0 / 2	
Totals		7	26	27			6 / 16	0 / 3	1 / 5		0 / 2	


PUR - Puerto Rico

Headcoach: Abdiel ACEVEDO PEREZ

Team time outs: 1

No.	Name	Total				Goals / Shots							Punishments		
		Points	Goals	Shots	%	1-Pt All	1-Pt Spin	Spin	In-flight	Specialist	Direct Goal	P6m	SUS	S+D	DR
3	Julian Jay DELGADO MOJICA	14	7	7	100			3 / 3		4 / 4					
5	Owen GONZALEZ LEBRON		0	2	0			0 / 2							
7	Leamsy ROSADO LUGO														
10	Jodmel ROSADO LUGO														
11	Francisco Javier PEREZ HERNANDEZ	4	2	5	40					0 / 3		2 / 2			
14	Luis Guillermo GRATACOS RODRIGUEZ	8	4	7	57			2 / 4	2 / 3						
16	Bryan Manuel RIVERA GONZALEZ														
21	John Elmer VAZQUEZ PABON	12	6	9	67			5 / 8	1 / 1						
29	Angel Luis VARGAS CRUZ												1		
55	Orlando GARCIA GONZALEZ		0	1	0			0 / 1							1
Totals		38	19	31	61			10 / 18	3 / 4	4 / 7		2 / 2	1		1

No.	Goalkeeper	Total			Saves / Shots							
		Saves	Shots	%	1-Pt All	1-Pt Spin	Spin	In-flight	Specialist	Direct Goal	P6m	
10	Jodmel ROSADO LUGO	4	30	13	0 / 1		0 / 10	2 / 13	2 / 6			
11	Francisco Javier PEREZ HERNANDEZ	0	3	0			0 / 1		0 / 1		0 / 1	
Totals		4	33	12	0 / 1		0 / 11	2 / 13	2 / 7		0 / 1	

Timing and Results provided by  TISSOT



Match No.: 4 Court 1

Results

Team Comparison	1st Period				2nd Period			
	United States of America		Puerto Rico		United States of America		Puerto Rico	
	Goals/Shots	%	Goals/Shots	%	Goals/Shots	%	Goals/Shots	%
In-flight Shots	6 / 8	75	2 / 2	100	5 / 7	71	1 / 2	50
Spin Shots	6 / 6	100	5 / 9	56	5 / 5	100	5 / 9	56
Specialist Shots	2 / 3	67	0 / 2	0	3 / 4	75	4 / 5	80
1-Point Shots	1 / 1	100						
Direct Goal Shots								
6-meter Shots			2 / 2	100	1 / 1	100		
1-Point Spin Shots								



Match No.: 4 Court 1

Results

United States of America 2 vs 0 Puerto Rico

Referees:
Josue RESENDIZ (MEX)
Jesus RUIZ (MEX)

1st Period: 29 - 18
2nd Period: 28 - 20

USA - United States

No.	Name	Technical skills					
		Assists	Steals	Blocked Shots	Received 6m Fouls	Penalty Fouls	Turnovers
1	Willard JOHNSON			1			
2	Jamison WHITING			1			
3	Cody DOMINIK						
4	Ebiye UDO-UDOMA	9			1		
5	Charlie WHITE	1					
7	Mohamed FOFANA					1	
8	Gabe GOODREAU						
9	Matthew Michael KOMAN			1		1	
11	Jacob GARCIA	2					1
12	Andrew DONLIN	1					
Team							
Totals		13		3	1	2	1

PUR - Puerto Rico

No.	Name	Technical skills					
		Assists	Steals	Blocked Shots	Received 6m Fouls	Penalty Fouls	Turnovers
3	Julian Jay DELGADO MOJICA	1			1		1
5	Owen GONZALEZ LEBRON	4			1		1
7	Leamsy ROSADO LUGO						
10	Jodmel ROSADO LUGO						
11	Francisco Javier PEREZ HERNANDEZ	1					
14	Luis Guillermo GRATACOS RODRIGUEZ						2
16	Bryan Manuel RIVERA GONZALEZ						
21	John Elmer VAZQUEZ PABON						
29	Angel Luis VARGAS CRUZ						
55	Orlando GARCIA GONZALEZ					1	
Team							1
Totals		6			2	1	5

Running Score

USA - PUR

1st Period

DONLIN A.	1 : 0
	1 : 2 GRATACOS RODRIGUEZ L.
DONLIN A.	3 : 2
	3 : 4 DELGADO MOJICA J.
UDO-UDOMA E.	5 : 4
	5 : 6 VAZQUEZ PABON J.
DOMINIK C.	7 : 6
	7 : 8 PEREZ HERNANDEZ F.
GARCIA J.	9 : 8
DONLIN A.	11 : 8
	11 : 10 DELGADO MOJICA J.
DONLIN A.	13 : 10
	13 : 12 PEREZ HERNANDEZ F.
DONLIN A.	15 : 12
	15 : 14 VAZQUEZ PABON J.
DONLIN A.	17 : 14
UDO-UDOMA E.	19 : 14
DONLIN A.	21 : 14
	21 : 16 VAZQUEZ PABON J.
DONLIN A.	23 : 16
DOMINIK C.	25 : 16
	25 : 18 DELGADO MOJICA J.
UDO-UDOMA E.	27 : 18
GARCIA J.	29 : 18

2nd Period

GARCIA J.	2 : 0
	2 : 2 DELGADO MOJICA J.
DONLIN A.	4 : 2
UDO-UDOMA E.	6 : 2
	6 : 4 VAZQUEZ PABON J.
UDO-UDOMA E.	8 : 4
	8 : 6 DELGADO MOJICA J.
DOMINIK C.	10 : 6
	10 : 8 GRATACOS RODRIGUEZ L.
UDO-UDOMA E.	12 : 8
	12 : 10 DELGADO MOJICA J.
DOMINIK C.	14 : 10
	14 : 12 GRATACOS RODRIGUEZ L.
DOMINIK C.	16 : 12
	16 : 14 DELGADO MOJICA J.
DOMINIK C.	18 : 14
DONLIN A.	20 : 14
	20 : 16 GRATACOS RODRIGUEZ L.
DOMINIK C.	22 : 16
	22 : 18 VAZQUEZ PABON J.
DOMINIK C.	24 : 18
WHITE C.	26 : 18
WHITE C.	28 : 18
	28 : 20 VAZQUEZ PABON J.


Timing and Results provided by TISSOT



Match No.: 4 Court 1

Results

Legend:							
%	Efficiency	1-Pt	1-Point-Shots	1-Pt Spin	1-Point-Spinshots	DR	Disqualification with Report
GG	Golden Goal	No.	Number	P6m	6m Penalty Shots	Spin	Spinshots
SUS	1st Suspension	S+D	2nd Suspension				

Timing and Results provided by  TISSOT





Match No.: 5 Court 2

Start List

BRA - ARG

Referees: Boris MANDAK (SVK) / Mario RUDINSKY (SVK)

Technical Delegate A: Agnieszka SKOWRONEK (POL)
 Technical Delegate B: Jerome ROLLAND (FRA)
 Timekeeper: Hector ORJUOLA (COL)
 Secretary: J. Camilo SALAMANCA (COL)

BRA - Brazil

No.	Name	Date of Birth	Competition Statistics						
			MP	Points	1-Pt	2-Pt	SUS	S+D	DR
1	Cris ROSSA	21 FEB 1986							
2	Andre SIMOES	31 MAY 1999							
3	Renan CARVALHO	3 NOV 1992							
4	Bruno GOMES GAMA	28 MAY 1993							
5	Nailson AMARAL	3 JUL 1990							
6	Bruno OLIVEIRA	29 DEC 1985							
10	Gil PIRES	24 JAN 1982							
11	Thiago de OLIVEIRA BARCELLOS	28 APR 1987							
14	Marcelo TULLER	18 APR 1995							
25	Hugo FERNANDES	31 OCT 1995							
Head Coach Djandro NASCIMENTO									

BRA Played		
PR	ARG	11 JUL
PR	PUR	11 JUL
PR	USA	12 JUL

ARG - Argentina

No.	Name	Date of Birth	Competition Statistics						
			MP	Points	1-Pt	2-Pt	SUS	S+D	DR
1	Gustavo OLIVERO	26 JUN 1986							
3	Nicolas Ezequiel MILLET	4 AUG 2000							
4	Santiago VIDONDO	6 MAY 2003							
5	Santino SPOSITO	22 JUN 2002							
6	Francisco DAUDINOT	15 SEP 2000							
7	Nahuel BAPTISTA	6 FEB 2000							
9	Tomas PAEZ	14 DEC 2000							
10	Alejo NOVILLO	20 JUL 2000							
11	Lucas MORAS	2 MAY 1985							
12	Fernando LOPEZ	5 DEC 1983							
Head Coach Sebastian FERRARO									

ARG Played		
PR	BRA	11 JUL
PR	USA	11 JUL
PR	PUR	12 JUL

Legend:							
1-Pt	1-Point Shots	2-Pt	2-Point Shots	PL 5-7	Placement 5-7	DR	Disqualification+Report
MP	Matches played	No.	Uniform Number	PR	Preliminary Round	SUS	1st Suspensions
S+D	2nd Suspensions						

Timing and Results provided by 





Match No.: 5 Court 2

Results

Brazil 2 vs 0 Argentina

Referees:
Boris MANDAK (SVK)
Mario RUDINSKY (SVK)

1st Period: 20 - 16
2nd Period: 28 - 20

BRA - Brazil

Headcoach: Djandro NASCIMENTO

No.	Name	Total				Goals / Shots							Punishments		
		Points	Goals	Shots	%	1-Pt All	1-Pt Spin	Spin	In-flight	Specialist	Direct Goal	P6m	SUS	S+D	DR
1	Cris ROSSA														
2	Andre SIMOES		0	1	0				0 / 1						
3	Renan CARVALHO	19	10	11	91	1 / 1		4 / 4	5 / 6						
4	Bruno GOMES GAMA														
5	Nailson AMARAL	8	4	6	67			3 / 4	1 / 2						
6	Bruno OLIVEIRA	4	2	2	100					2 / 2					
10	Gil PIRES	17	9	9	100	1 / 1		2 / 2	4 / 4			2 / 2			
11	JORDAN Thiago												1		
14	Marcelo TULLER														
25	Hugo FERNANDES												1		
Totals		48	25	29	86	2 / 2		9 / 10	10 / 13	2 / 2		2 / 2	2		

No.	Goalkeeper	Total				Saves / Shots						
		Saves	Shots	%	1-Pt All	1-Pt Spin	Spin	In-flight	Specialist	Direct Goal	P6m	
1	Cris ROSSA	7	26	27	0 / 2		2 / 6	3 / 10	1 / 5			1 / 3
Totals		7	26	27	0 / 2		2 / 6	3 / 10	1 / 5			1 / 3


ARG - Argentina

Headcoach: Sebastian FERRARO

Team time outs: 2

No.	Name	Total				Goals / Shots							Punishments		
		Points	Goals	Shots	%	1-Pt All	1-Pt Spin	Spin	In-flight	Specialist	Direct Goal	P6m	SUS	S+D	DR
1	Gustavo OLIVERO	7	4	4	100	1 / 1				3 / 3					
3	Nicolas Ezequiel MILLET														
4	Santiago VIDONDO														
5	Santino SPOSITO	9	5	10	50	1 / 1		0 / 1	4 / 8						
6	Francisco DAUDINOT	2	1	2	50					1 / 2					
7	Nahuel BAPTISTA	14	7	9	78			4 / 5	1 / 2			2 / 2			
9	Tomas PAEZ														
10	Alejo NOVILLO														
11	Lucas MORAS	4	2	4	50			0 / 1	2 / 2			0 / 1	1		
12	Fernando LOPEZ														
Totals		36	19	29	66	2 / 2		4 / 7	7 / 12	4 / 5		2 / 3	1		

No.	Goalkeeper	Total				Saves / Shots						
		Saves	Shots	%	1-Pt All	1-Pt Spin	Spin	In-flight	Specialist	Direct Goal	P6m	
10	Alejo NOVILLO	1	26	4	0 / 2		0 / 9	1 / 11	0 / 2			0 / 2
Totals		1	26	4	0 / 2		0 / 9	1 / 11	0 / 2			0 / 2

Timing and Results provided by  TISSOT



Match No.: 5 Court 2

Results

Team Comparison	1st Period				2nd Period			
	Brazil		Argentina		Brazil		Argentina	
	Goals/Shots	%	Goals/Shots	%	Goals/Shots	%	Goals/Shots	%
In-flight Shots	5 / 6	83	2 / 5	40	5 / 7	71	5 / 7	71
Spin Shots	2 / 3	67	3 / 4	75	7 / 7	100	1 / 3	33
Specialist Shots			2 / 2	100	2 / 2	100	2 / 3	67
1-Point Shots	2 / 2	100	2 / 2	100				
Direct Goal Shots								
6-meter Shots	2 / 2	100	0 / 1	0			2 / 2	100
1-Point Spin Shots								





Match No.: 5 Court 2

Results

Brazil 2 vs 0 Argentina

Referees:
Boris MANDAK (SVK)
Mario RUDINSKY (SVK)

1st Period: 20 - 16
2nd Period: 28 - 20

BRA - Brazil

No.	Name	Technical skills					
		Assists	Steals	Blocked Shots	Received 6m Fouls	Penalty Fouls	Turnovers
1	Cris ROSSA						
2	Andre SIMOES	1					
3	Renan CARVALHO					1	
4	Bruno GOMES GAMA						
5	Nailson AMARAL	1					
6	Bruno OLIVEIRA	6					
10	Gil PIRES	2			1		
11	JORDAN Thiago					1	1
14	Marcelo TULLER						
25	Hugo FERNANDES					1	
Team							
Totals		10			1	3	1

Running Score

BRA - ARG

1st Period

PIRES G.	1 : 0
	1 : 2 OLIVERO G.
CARVALHO R.	3 : 2
	3 : 4 OLIVERO G.
PIRES G.	5 : 4
	5 : 5 OLIVERO G.
	5 : 7 MORAS L.
CARVALHO R.	7 : 7
	7 : 8 SPOSITO S.
AMARAL N.	9 : 8
AMARAL N.	11 : 8
	11 : 10 BAPTISTA N.
CARVALHO R.	13 : 10
	13 : 12 BAPTISTA N.
PIRES G.	15 : 12
PIRES G.	17 : 12
	17 : 14 SPOSITO S.
CARVALHO R.	19 : 14
	19 : 16 BAPTISTA N.
CARVALHO R.	20 : 16


ARG - Argentina

No.	Name	Technical skills					
		Assists	Steals	Blocked Shots	Received 6m Fouls	Penalty Fouls	Turnovers
1	Gustavo OLIVERO	3			1		1
3	Nicolas Ezequiel MILLET					1	
4	Santiago VIDONDO						
5	Santino SPOSITO						1
6	Francisco DAUDINOT	3					3
7	Nahuel BAPTISTA	1					
9	Tomas PAEZ						
10	Alejo NOVILLO						
11	Lucas MORAS	1			1		1
12	Fernando LOPEZ						
Team							
Totals		8			2	1	6

2nd Period

PIRES G.	2 : 0
CARVALHO R.	4 : 0
CARVALHO R.	6 : 0
	6 : 2 SPOSITO S.
CARVALHO R.	8 : 2
	8 : 4 SPOSITO S.
CARVALHO R.	10 : 4
	10 : 6 BAPTISTA N.
AMARAL N.	12 : 6
	12 : 8 MORAS L.
PIRES G.	14 : 8
	14 : 10 BAPTISTA N.
AMARAL N.	16 : 10
	16 : 12 DAUDINOT F.
OLIVEIRA B.	18 : 12
CARVALHO R.	20 : 12
PIRES G.	22 : 12
	22 : 14 BAPTISTA N.
OLIVEIRA B.	24 : 14
	24 : 16 BAPTISTA N.
PIRES G.	26 : 16
	26 : 18 OLIVERO G.
PIRES G.	28 : 18
	28 : 20 SPOSITO S.

Legend:							
%	Efficiency	1-Pt	1-Point-Shots	1-Pt Spin	1-Point-Spinshots	DR	Disqualification with Report
GG	Golden Goal	No.	Number	P6m	6m Penalty Shots	Spin	Spinnshots
SUS	1st Suspension	S+D	2nd Suspension				

Timing and Results provided by  TISSOT



Match No.: 6 Court 1

Start List

ARG - USA

Referees: Laura BUCHON PEREA (ESP) / Patricia del VALLE ENCUESTRA (ESP)

Technical Delegate A: Luiz Filipe CALDAS (BRA)
 Technical Delegate B: Ioannis MEIMARIDIS (GRE)
 Timekeeper: Hector ORJUELA (COL)
 Secretary: J. Camilo SALAMANCA (COL)

ARG - Argentina

No.	Name	Date of Birth	Competition Statistics						
			MP	Points	1-Pt	2-Pt	SUS	S+D	DR
1	Gustavo OLIVERO	26 JUN 1986							
3	Nicolas Ezequiel MILLET	4 AUG 2000							
4	Santiago VIDONDO	6 MAY 2003							
5	Santino SPOSITO	22 JUN 2002							
6	Francisco DAUDINOT	15 SEP 2000							
7	Nahuel BAPTISTA	6 FEB 2000							
9	Tomas PAEZ	14 DEC 2000							
10	Alejo NOVILLO	20 JUL 2000							
11	Lucas MORAS	2 MAY 1985							
12	Fernando LOPEZ	5 DEC 1983							
Head Coach Sebastian FERRARO									

ARG Played		
PR	BRA	11 JUL
PR	USA	11 JUL
PR	PUR	12 JUL

USA - United States

No.	Name	Date of Birth	Competition Statistics						
			MP	Points	1-Pt	2-Pt	SUS	S+D	DR
1	Willard JOHNSON	18 AUG 1986							
2	Jamison WHITING	7 JUN 1994							
3	Cody DOMINIK	20 AUG 2000							
4	Ebiye UDO-UDOMA	6 OCT 1993							
5	Charlie WHITE	1 FEB 1981							
7	Mohamed FOFANA	16 JAN 1997							
8	Gabe GOODREAU	2 OCT 1986							
9	Matthew Michael KOMAN	26 AUG 1988							
11	Jacob GARCIA	21 APR 1995							
12	Andrew DONLIN	10 SEP 1992							
Head Coach Michael HINSON									

USA Played		
PR	PUR	11 JUL
PR	ARG	11 JUL
PR	BRA	12 JUL

Legend:							
1-Pt	1-Point Shots	2-Pt	2-Point Shots	PL 5-7	Placement 5-7	DR	Disqualification+Report
MP	Matches played	No.	Uniform Number	PR	Preliminary Round	SUS	1st Suspensions
S+D	2nd Suspensions						

Timing and Results provided by  TISSOT





Match No.: 6 Court 1

Results

Argentina 0 vs 2 United States of America

Referees:
Laura BUCHON PEREA (ESP)
Patricia del VALLE ENCUESTRA (ESP)

1st Period: 14 - 22
2nd Period: 14 - 20

ARG - Argentina

Headcoach: Sebastian FERRARO

Team time outs: 2

No.	Name	Total				Goals / Shots							Punishments		
		Points	Goals	Shots	%	1-Pt All	1-Pt Spin	Spin	In-flight	Specialist	Direct Goal	P6m	SUS	S+D	DR
1	Gustavo OLIVERO		0	3	0					0 / 3					
3	Nicolas Ezequiel MILLET														
4	Santiago VIDONDO														
5	Santino SPOSITO	8	4	6	67			2 / 3	2 / 3						
6	Francisco DAUDINOT	10	5	6	83			0 / 1		5 / 5					
7	Nahuel BAPTISTA	8	4	6	67			3 / 5				1 / 1			
9	Tomas PAEZ												1		
10	Alejo NOVILLO		0	2	0						0 / 2				
11	Lucas MORAS	2	1	3	33				1 / 3						
12	Fernando LOPEZ												1		
Totals		28	14	26	54			5 / 9	3 / 6	5 / 8	0 / 2	1 / 1	2		

No.	Goalkeeper	Total				Saves / Shots						
		Saves	Shots	%	1-Pt All	1-Pt Spin	Spin	In-flight	Specialist	Direct Goal	P6m	
10	Alejo NOVILLO	7	28	25			2 / 9	3 / 13	2 / 4		0 / 2	
Totals		7	28	25			2 / 9	3 / 13	2 / 4		0 / 2	


USA - United States

Headcoach: Michael HINSON

Team time outs: 1

No.	Name	Total				Goals / Shots							Punishments		
		Points	Goals	Shots	%	1-Pt All	1-Pt Spin	Spin	In-flight	Specialist	Direct Goal	P6m	SUS	S+D	DR
1	Willard JOHNSON														
2	Jamison WHITING	2	1	1	100			1 / 1							
3	Cody DOMINIK	12	6	11	55			3 / 6	3 / 5						
4	Ebiye UDO-UDOMA	12	6	6	100			2 / 2	2 / 2			2 / 2			
5	Charlie WHITE		0	1	0					0 / 1					
7	Mohamed FOFANA														
8	Gabe GOODREAU														
9	Matthew Michael KOMAN														
11	Jacob GARCIA	8	4	6	67			1 / 1	1 / 2	2 / 3					
12	Andrew DONLIN	8	4	7	57				4 / 7						
Totals		42	21	32	66			7 / 10	10 / 16	2 / 4		2 / 2			

No.	Goalkeeper	Total				Saves / Shots						
		Saves	Shots	%	1-Pt All	1-Pt Spin	Spin	In-flight	Specialist	Direct Goal	P6m	
8	Gabe GOODREAU	5	19	26			1 / 6	2 / 5	2 / 7		0 / 1	
Totals		5	19	26			1 / 6	2 / 5	2 / 7		0 / 1	

Timing and Results provided by  TISSOT



Match No.: 6 Court 1

Results

Team Comparison	1st Period				2nd Period			
	Argentina		United States of America		Argentina		United States of America	
	Goals/Shots	%	Goals/Shots	%	Goals/Shots	%	Goals/Shots	%
In-flight Shots	3 / 4	75	7 / 9	78	0 / 2	0	3 / 7	43
Spin Shots	3 / 7	43	2 / 4	50	2 / 2	100	5 / 6	83
Specialist Shots	1 / 2	50	1 / 3	33	4 / 6	67	1 / 1	100
1-Point Shots								
Direct Goal Shots	0 / 2	0						
6-meter Shots			1 / 1	100	1 / 1	100	1 / 1	100
1-Point Spin Shots								



Match No.: 6 Court 1

Results

Argentina 0 vs 2 United States of America

Referees:
Laura BUCHON PEREA (ESP)
Patricia del VALLE ENCUESTRA (ESP)

1st Period: 14 - 22
2nd Period: 14 - 20

ARG - Argentina

No.	Name	Technical skills					
		Assists	Steals	Blocked Shots	Received 6m Fouls	Penalty Fouls	Turnovers
1	Gustavo OLIVERO	1					2
3	Nicolas Ezequiel MILLET					1	
4	Santiago VIDONDO					1	
5	Santino SPOSITO				1		1
6	Francisco DAUDINOT						1
7	Nahuel BAPTISTA	1					2
9	Tomas PAEZ						
10	Alejo NOVILLO						
11	Lucas MORAS						1
12	Fernando LOPEZ						
Team							
Totals		2			1	2	7

Running Score
ARG - USA

1st Period

BAPTISTA N.	2 : 0	
	2 : 2	GARCIA J.
	2 : 4	DOMINIK C.
SPOSITO S.	4 : 4	
	4 : 6	DOMINIK C.
BAPTISTA N.	6 : 6	
	6 : 8	DONLIN A.
DAUDINOT F.	8 : 8	
	8 : 10	DONLIN A.
SPOSITO S.	10 : 10	
	10 : 12	UDO-UDOMA E.
	10 : 14	DOMINIK C.
SPOSITO S.	12 : 14	
	12 : 16	UDO-UDOMA E.
	12 : 18	DOMINIK C.
	12 : 20	DONLIN A.
	12 : 22	DONLIN A.
MORAS L.	14 : 22	

USA - United States

No.	Name	Technical skills					
		Assists	Steals	Blocked Shots	Received 6m Fouls	Penalty Fouls	Turnovers
1	Willard JOHNSON			1			
2	Jamison WHITING	1	2			1	
3	Cody DOMINIK	2					
4	Ebiye UDO-UDOMA	4			1		1
5	Charlie WHITE						
7	Mohamed FOFANA						
8	Gabe GOODREAU						
9	Matthew Michael KOMAN						
11	Jacob GARCIA						1
12	Andrew DONLIN				1		
Team							
Totals		7	2	1	2	1	2

2nd Period

BAPTISTA N.	2 : 0	
BAPTISTA N.	4 : 0	
	4 : 2	UDO-UDOMA E.
	4 : 4	UDO-UDOMA E.
	4 : 6	DOMINIK C.
DAUDINOT F.	6 : 6	
	6 : 8	DOMINIK C.
DAUDINOT F.	8 : 8	
	8 : 10	GARCIA J.
	8 : 12	UDO-UDOMA E.
DAUDINOT F.	10 : 12	
	10 : 14	GARCIA J.
DAUDINOT F.	12 : 14	
	12 : 16	UDO-UDOMA E.
	12 : 18	WHITING J.
SPOSITO S.	14 : 18	
	14 : 20	GARCIA J.

Legend:	% Efficiency	1-Pt No.	1-Point-Shots Number	1-Pt Spin P6m	1-Point-Spinshots 6m Penalty Shots	DR Spin	Disqualification with Report Spinshots
	GG Golden Goal	S+D	2nd Suspension				
	SUS 1st Suspension						

Timing and Results provided by 





Match No.: 7 Court 2

Start List

PUR - BRA

Referees: Tea LACKOVIC (CRO) / Natasa VISNJIC (CRO)

Technical Delegate A: Agnieszka SKOWRONEK (POL)
 Technical Delegate B: Chatchai SANGSUKELUX (THA)
 Timekeeper: Boris MANDAK (SVK)
 Secretary: Mario RUDINSKY (SVK)

PUR - Puerto Rico

No.	Name	Date of Birth	Competition Statistics						
			MP	Points	1-Pt	2-Pt	SUS	S+D	DR
3	Julian Jay DELGADO MOJICA	29 NOV 2001							
5	Owen GONZALEZ LEBRON	18 JUL 1995							
7	Leamsy ROSADO LUGO	29 NOV 1997							
10	Jodmel ROSADO LUGO	1 FEB 2001							
11	Francisco Javier PEREZ HERNANDEZ	21 SEP 1990							
14	Luis Guillermo GRATACOS RODRIGUEZ	8 APR 1998							
16	Bryan Manuel RIVERA GONZALEZ	4 MAY 2001							
21	John Elmer VAZQUEZ PABON	23 FEB 2001							
29	Angel Luis VARGAS CRUZ	31 JUL 1997							
55	Orlando GARCIA GONZALEZ	15 NOV 1985							
Head Coach Abdiel ACEVEDO PEREZ (USA)									

PUR Played		
PR	USA	11 JUL
PR	BRA	11 JUL
PR	ARG	12 JUL

BRA - Brazil

No.	Name	Date of Birth	Competition Statistics						
			MP	Points	1-Pt	2-Pt	SUS	S+D	DR
1	Cris ROSSA	21 FEB 1986							
2	Andre SIMOES	31 MAY 1999							
3	Renan CARVALHO	3 NOV 1992							
4	Bruno GOMES GAMA	28 MAY 1993							
5	Nailson AMARAL	3 JUL 1990							
6	Bruno OLIVEIRA	29 DEC 1985							
10	Gil PIRES	24 JAN 1982							
11	Thiago de OLIVEIRA BARCELLOS	28 APR 1987							
14	Marcelo TULLER	18 APR 1995							
25	Hugo FERNANDES	31 OCT 1995							
Head Coach Djandro NASCIMENTO									

BRA Played		
PR	ARG	11 JUL
PR	PUR	11 JUL
PR	USA	12 JUL

Legend:							
1-Pt	1-Point Shots	2-Pt	2-Point Shots	PL 5-7	Placement 5-7	DR	Disqualification+Report
MP	Matches played	No.	Uniform Number	PR	Preliminary Round	SUS	1st Suspensions
S+D	2nd Suspensions						

Timing and Results provided by 





Match No.: 7 Court 2

Results

Puerto Rico 0 vs 2 Brazil

Referees:
Tea LACKOVIC (CRO)
Natasa VISNJIC (CRO)

1st Period: 16 - 29
2nd Period: 8 - 24

PUR - Puerto Rico

Headcoach: Abdiel ACEVEDO PEREZ

Team time outs: 1

No.	Name	Total				Goals / Shots							Punishments		
		Points	Goals	Shots	%	1-Pt All	1-Pt Spin	Spin	In-flight	Specialist	Direct Goal	P6m	SUS	S+D	DR
3	Julian Jay DELGADO MOJICA	10	5	7	71			1 / 2		4 / 5					
5	Owen GONZALEZ LEBRON	8	4	5	80			4 / 4		0 / 1					
7	Leamsy ROSADO LUGO												1		
10	Jodmel ROSADO LUGO														
11	Francisco Javier PEREZ HERNANDEZ	2	1	4	25					0 / 3		1 / 1	1		
14	Luis Guillermo GRATACOS RODRIGUEZ	4	2	2	100			1 / 1				1 / 1			
16	Bryan Manuel RIVERA GONZALEZ												1		
21	John Elmer VAZQUEZ PABON		0	4	0			0 / 4							
29	Angel Luis VARGAS CRUZ												1		
55	Orlando GARCIA GONZALEZ														
Totals		24	12	22	55			6 / 11		4 / 9		2 / 2	4		

No.	Goalkeeper	Total			Saves / Shots						
		Saves	Shots	%	1-Pt All	1-Pt Spin	Spin	In-flight	Specialist	Direct Goal	P6m
10	Jodmel ROSADO LUGO	2	28	7	0 / 1		0 / 6	2 / 19	0 / 2		
11	Francisco Javier PEREZ HERNANDEZ	0	1	0				0 / 1			
Totals		2	29	7	0 / 1		0 / 6	2 / 20	0 / 2		

BRA - Brazil

Headcoach: Djandro NASCIMENTO

No.	Name	Total				Goals / Shots							Punishments		
		Points	Goals	Shots	%	1-Pt All	1-Pt Spin	Spin	In-flight	Specialist	Direct Goal	P6m	SUS	S+D	DR
1	Cris ROSSA														
2	Andre SIMOES	4	2	2	100				2 / 2						
3	Renan CARVALHO	14	7	7	100				7 / 7						
4	Bruno GOMES GAMA	4	2	4	50			1 / 2	1 / 2						
5	Nailson AMARAL	2	1	2	50			1 / 1	0 / 1						
6	Bruno OLIVEIRA	4	2	2	100					2 / 2					
10	Gil PIRES	23	12	12	100	1 / 1		3 / 3	8 / 8						
11	JORDAN Thiago												1		
14	Marcelo TULLER	2	1	2	50			1 / 1	0 / 1						
25	Hugo FERNANDES														
Totals		53	27	31	87	1 / 1		6 / 7	18 / 21	2 / 2			1		

No.	Goalkeeper	Total			Saves / Shots						
		Saves	Shots	%	1-Pt All	1-Pt Spin	Spin	In-flight	Specialist	Direct Goal	P6m
1	Cris ROSSA	3	15	20			1 / 7		2 / 6		0 / 2
Totals		3	15	20			1 / 7		2 / 6		0 / 2

Timing and Results provided by 





Match No.: 7 Court 2

Results

Team Comparison	1st Period				2nd Period			
	Puerto Rico		Brazil		Puerto Rico		Brazil	
	Goals/Shots	%	Goals/Shots	%	Goals/Shots	%	Goals/Shots	%
In-flight Shots			9 / 10	90			9 / 11	82
Spin Shots	5 / 9	56	3 / 3	100	1 / 2	50	3 / 4	75
Specialist Shots	1 / 3	33	2 / 2	100	3 / 6	50		
1-Point Shots			1 / 1	100				
Direct Goal Shots								
6-meter Shots	2 / 2	100						
1-Point Spin Shots								



Match No.: 7 Court 2

Results

Puerto Rico 0 vs 2 Brazil

Referees:
Tea LACKOVIC (CRO)
Natasa VISNJIC (CRO)

1st Period: 16 - 29
2nd Period: 8 - 24

PUR - Puerto Rico

No.	Name	Technical skills					
		Assists	Steals	Blocked Shots	Received 6m Fouls	Penalty Fouls	Turnovers
3	Julian Jay DELGADO MOJICA						2
5	Owen GONZALEZ LEBRON						5
7	Leamsy ROSADO LUGO						
10	Jodmel ROSADO LUGO						
11	Francisco Javier PEREZ HERNANDEZ						1
14	Luis Guillermo GRATACOS RODRIGUEZ						1
16	Bryan Manuel RIVERA GONZALEZ						1
21	John Elmer VAZQUEZ PABON						1
29	Angel Luis VARGAS CRUZ						1
55	Orlando GARCIA GONZALEZ						
Team							2
Totals							14

Running Score

PUR - BRA

1st Period

0 : 1	PIRES G.
2 : 1	DELGADO MOJICA J.
2 : 3	OLIVEIRA B.
2 : 5	OLIVEIRA B.
2 : 7	CARVALHO R.
2 : 9	PIRES G.
2 : 11	PIRES G.
4 : 11	GRATACOS RODRIGUEZ L.
4 : 13	CARVALHO R.
4 : 15	CARVALHO R.
6 : 15	GONZALEZ LEBRON O.
6 : 17	CARVALHO R.
8 : 17	DELGADO MOJICA J.
8 : 19	PIRES G.
8 : 21	AMARAL N.
10 : 21	PEREZ HERNANDEZ F.
10 : 23	PIRES G.
10 : 25	TULLER M.
12 : 25	GRATACOS RODRIGUEZ L.
12 : 27	SIMOES A.
14 : 27	GONZALEZ LEBRON O.
14 : 29	SIMOES A.
16 : 29	GONZALEZ LEBRON O.

BRA - Brazil

No.	Name	Technical skills					
		Assists	Steals	Blocked Shots	Received 6m Fouls	Penalty Fouls	Turnovers
1	Cris ROSSA						1
2	Andre SIMOES						
3	Renan CARVALHO						
4	Bruno GOMES GAMA		1	1			
5	Nailson AMARAL						
6	Bruno OLIVEIRA	14					
10	Gil PIRES	1					2
11	JORDAN Thiago						
14	Marcelo TULLER			1			
25	Hugo FERNANDES			1			
Team							
Totals		15	1	3			3

2nd Period

0 : 2	PIRES G.
0 : 4	PIRES G.
0 : 6	PIRES G.
2 : 6	GONZALEZ LEBRON O.
2 : 8	PIRES G.
2 : 10	PIRES G.
2 : 12	PIRES G.
2 : 14	PIRES G.
4 : 14	DELGADO MOJICA J.
4 : 16	GOMES GAMA B.
4 : 18	GOMES GAMA B.
6 : 18	DELGADO MOJICA J.
6 : 20	CARVALHO R.
6 : 22	CARVALHO R.
8 : 22	DELGADO MOJICA J.
8 : 24	CARVALHO R.

Legend:							
%	Efficiency	1-Pt	1-Point-Shots	1-Pt Spin	1-Point-Spinshots	DR	Disqualification with Report
GG	Golden Goal	No.	Number	P6m	6m Penalty Shots	Spin	Spinnshots
SUS	1st Suspension	S+D	2nd Suspension				

Timing and Results provided by TISSOT





Match No.: 8 Court 1

Start List

BRA - USA

Referees: Hector ORJUELA (COL) / J. Camilo SALAMANCA (COL)

Technical Delegate A: Ioannis MEIMARIDIS (GRE)
 Technical Delegate B: Chatchai SANGSKEELUX (THA)
 Timekeeper: Laura BUCHON PEREA (ESP)
 Secretary: Patricia del VALLE ENCUESTRA (ESP)

BRA - Brazil

No.	Name	Date of Birth	Competition Statistics						
			MP	Points	1-Pt	2-Pt	SUS	S+D	DR
1	Cris ROSSA	21 FEB 1986	2						
2	Andre SIMOES	31 MAY 1999	2	4		2/3			
3	Renan CARVALHO	3 NOV 1992	2	33	1/1	16/17			
4	Bruno GOMES GAMA	28 MAY 1993	2	4		2/4			
5	Nailson AMARAL	3 JUL 1990	2	10		5/8			
6	Bruno OLIVEIRA	29 DEC 1985	2	8		4/4			
10	Gil PIRES	24 JAN 1982	2	40	2/2	19/19			
11	Thiago de OLIVEIRA BARCELLOS	28 APR 1987	2				2		
14	Marcelo TULLER	18 APR 1995	2	2		1/2			
25	Hugo FERNANDES	31 OCT 1995	2				1		
Head Coach Djandro NASCIMENTO									

BRA Played		
PR	ARG	2-0
PR	PUR	2-0
PR	USA	12 JUL

USA - United States

No.	Name	Date of Birth	Competition Statistics						
			MP	Points	1-Pt	2-Pt	SUS	S+D	DR
1	Willard JOHNSON	18 AUG 1986	2						
2	Jamison WHITING	7 JUN 1994	2	2		1/1			
3	Cody DOMINIK	20 AUG 2000	2	28		14/20			
4	Ebiye UDO-UDOMA	6 OCT 1993	2	24		12/13			
5	Charlie WHITE	1 FEB 1981	2	4		2/3			
7	Mohamed FOFANA	16 JAN 1997	2						
8	Gabe GOODREAU	2 OCT 1986	2						
9	Matthew Michael KOMAN	26 AUG 1988	2						
11	Jacob GARCIA	21 APR 1995	2	14		7/11			
12	Andrew DONLIN	10 SEP 1992	2	27	1/1	13/18			
Head Coach Michael HINSON									

USA Played		
PR	PUR	2-0
PR	ARG	2-0
PR	BRA	12 JUL

Legend:							
1-Pt	1-Point Shots	2-Pt	2-Point Shots	PL 5-7	Placement 5-7	DR	Disqualification+Report
MP	Matches played	No.	Uniform Number	PR	Preliminary Round	SUS	1st Suspensions
S+D	2nd Suspensions						

Timing and Results provided by 





Match No.: 8 Court 1

Results

Brazil 2 vs 0 United States of America

Referees:
Hector ORJUELA (COL)
J. Camilo SALAMANCA (COL)

1st Period: 27 - 24
2nd Period: 21 - 20

BRA - Brazil

Headcoach: Djandro NASCIMENTO

Team time outs: 1

No.	Name	Total				Goals / Shots							Punishments		
		Points	Goals	Shots	%	1-Pt All	1-Pt Spin	Spin	In-flight	Specialist	Direct Goal	P6m	SUS	S+D	DR
1	Cris ROSSA														
2	Andre SIMOES	6	3	3	100			1 / 1	2 / 2						
3	Renan CARVALHO	2	1	4	25	0 / 1			1 / 3						
4	Bruno GOMES GAMA														
5	Nailson AMARAL	13	7	11	64	1 / 3		3 / 3	3 / 5						
6	Bruno OLIVEIRA	10	5	6	83					5 / 6					
10	Gil PIRES	17	9	9	100	1 / 1		2 / 2	5 / 5			1 / 1			
11	JORDAN Thiago												1		
14	Marcelo TULLER														
25	Hugo FERNANDES												1		
Totals		48	25	33	76	2 / 5		6 / 6	11 / 15	5 / 6		1 / 1	2		

No.	Goalkeeper	Total				Saves / Shots						
		Saves	Shots	%	1-Pt All	1-Pt Spin	Spin	In-flight	Specialist	Direct Goal	P6m	
1	Cris ROSSA	5	27	19	1 / 1		1 / 9	3 / 12	0 / 3		0 / 2	
Totals		5	27	19	1 / 1		1 / 9	3 / 12	0 / 3		0 / 2	

USA - United States

Headcoach: Michael HINSON

Team time outs: 1

No.	Name	Total				Goals / Shots							Punishments		
		Points	Goals	Shots	%	1-Pt All	1-Pt Spin	Spin	In-flight	Specialist	Direct Goal	P6m	SUS	S+D	DR
1	Willard JOHNSON														
2	Jamison WHITING												1		
3	Cody DOMINIK	10	5	8	63			1 / 2	4 / 6						
4	Ebiye UDO-UDOMA	14	7	10	70	0 / 2		4 / 4	1 / 1			2 / 3			
5	Charlie WHITE														
7	Mohamed FOFANA														
8	Gabe GOODREAU														
9	Matthew Michael KOMAN														
11	Jacob GARCIA	20	10	15	67	0 / 1		3 / 4	4 / 6	3 / 4					
12	Andrew DONLIN		0	1	0				0 / 1						
Totals		44	22	34	65	0 / 3		8 / 10	9 / 14	3 / 4		2 / 3	1		

No.	Goalkeeper	Total				Saves / Shots						
		Saves	Shots	%	1-Pt All	1-Pt Spin	Spin	In-flight	Specialist	Direct Goal	P6m	
8	Gabe GOODREAU	1	26	4	1 / 3		0 / 6	0 / 11	0 / 5		0 / 1	
Totals		1	26	4	1 / 3		0 / 6	0 / 11	0 / 5		0 / 1	

Timing and Results provided by 



Match No.: 8 Court 1

Results

Team Comparison	1st Period				2nd Period			
	Brazil		United States of America		Brazil		United States of America	
	Goals/Shots	%	Goals/Shots	%	Goals/Shots	%	Goals/Shots	%
In-flight Shots	4 / 6	67	4 / 7	57	7 / 9	78	5 / 7	71
Spin Shots	3 / 3	100	4 / 5	80	3 / 3	100	4 / 5	80
Specialist Shots	5 / 5	100	3 / 4	75	0 / 1	0		
1-Point Shots	1 / 1	100			1 / 4	25	0 / 3	0
Direct Goal Shots								
6-meter Shots	1 / 1	100	1 / 1	100			1 / 2	50
1-Point Spin Shots								



Match No.: 8 Court 1

Results

Brazil 2 vs 0 United States of America

Referees:
Hector ORJUELA (COL)
J. Camilo SALAMANCA (COL)

1st Period: 27 - 24
2nd Period: 21 - 20

BRA - Brazil

No.	Name	Technical skills					
		Assists	Steals	Blocked Shots	Received 6m Fouls	Penalty Fouls	Turnovers
1	Cris ROSSA						
2	Andre SIMOES						2
3	Renan CARVALHO						
4	Bruno GOMES GAMA						
5	Nailson AMARAL	1					
6	Bruno OLIVEIRA				1		1
10	Gil PIRES						1
11	JORDAN Thiago					1	
14	Marcelo TULLER						1
25	Hugo FERNANDES					2	
Team							
Totals		1			1	3	5

Running Score

BRA - USA

1st Period

AMARAL N.	2 : 0
OLIVEIRA B.	4 : 0
PIRES G.	6 : 0
	6 : 2 UDO-UDOMA E.
	6 : 4 GARCIA J.
OLIVEIRA B.	8 : 4
OLIVEIRA B.	10 : 4
	10 : 6 UDO-UDOMA E.
AMARAL N.	12 : 6
	12 : 8 GARCIA J.
CARVALHO R.	14 : 8
	14 : 10 GARCIA J.
OLIVEIRA B.	16 : 10
	16 : 12 DOMINIK C.
SIMOES A.	18 : 12
	18 : 14 DOMINIK C.
PIRES G.	20 : 14
	20 : 16 UDO-UDOMA E.
PIRES G.	22 : 16
	22 : 18 DOMINIK C.
OLIVEIRA B.	24 : 18
	24 : 20 DOMINIK C.
PIRES G.	26 : 20
	26 : 22 DOMINIK C.
AMARAL N.	27 : 22
	27 : 24 UDO-UDOMA E.

2nd Period

	0 : 2 GARCIA J.
AMARAL N.	2 : 2
	2 : 4 GARCIA J.
PIRES G.	4 : 4
	4 : 6 GARCIA J.
PIRES G.	6 : 6
	6 : 8 GARCIA J.
	6 : 10 UDO-UDOMA E.
	6 : 12 UDO-UDOMA E.
AMARAL N.	8 : 12
AMARAL N.	10 : 12
	10 : 14 GARCIA J.
PIRES G.	12 : 14
	12 : 16 UDO-UDOMA E.
SIMOES A.	14 : 16
AMARAL N.	16 : 16
SIMOES A.	18 : 16
	18 : 18 GARCIA J.
PIRES G.	20 : 18
	20 : 20 GARCIA J.
PIRES G.	21 (GG) 20

USA - United States

No.	Name	Technical skills					
		Assists	Steals	Blocked Shots	Received 6m Fouls	Penalty Fouls	Turnovers
1	Willard JOHNSON						
2	Jamison WHITING	1					
3	Cody DOMINIK						
4	Ebiye UDO-UDOMA	12			1		3
5	Charlie WHITE						
7	Mohamed FOFANA						
8	Gabe GOODREAU						
9	Matthew Michael KOMAN					1	
11	Jacob GARCIA	1					2
12	Andrew DONLIN	1			2		
Team							
Totals		15			3	1	5


Timing and Results provided by  TISSOT



Match No.: 8 Court 1

Results

Legend:							
%	Efficiency	1-Pt	1-Point-Shots	1-Pt Spin	1-Point-Spinshots	DR	Disqualification with Report
GG	Golden Goal	No.	Number	P6m	6m Penalty Shots	Spin	Spinshots
SUS	1st Suspension	S+D	2nd Suspension				

Timing and Results provided by  TISSOT

BHAMTEAM4-----GPB-000500--_C73 4

Report Created TUE 12 JUL 2022 11:31

Page 4 / 4





Match No.: 9 Court 1

Start List

ARG - PUR

Referees: Pablo MARTINEZ ISOLA (URU) / Luis MONICO OTTADO (URU)

Technical Delegate A: Jerome ROLLAND (FRA)
 Technical Delegate B: Emir BESLIJA (MNE)
 Timekeeper: Nichlas NYGAARD (DEN)
 Secretary: Jonas PRIMDAHL (DEN)

ARG - Argentina

No.	Name	Date of Birth	Competition Statistics						
			MP	Points	1-Pt	2-Pt	SUS	S+D	DR
1	Gustavo OLIVERO	26 JUN 1986	2	7	1/1	3/6			
3	Nicolas Ezequiel MILLET	4 AUG 2000	2						
4	Santiago VIDONDO	6 MAY 2003	2						
5	Santino SPOSITO	22 JUN 2002	2	17	1/1	8/15			
6	Francisco DAUDINOT	15 SEP 2000	2	12		6/8			
7	Nahuel BAPTISTA	6 FEB 2000	2	22		11/15			
9	Tomas PAEZ	14 DEC 2000	2				1		
10	Alejo NOVILLO	20 JUL 2000	2			0/2			
11	Lucas MORAS	2 MAY 1985	2	6		3/7	1		
12	Fernando LOPEZ	5 DEC 1983	2				1		
Head Coach Sebastian FERRARO									


ARG Played		
PR	BRA	0-2
PR	USA	0-2
PR	PUR	12 JUL

PUR - Puerto Rico

No.	Name	Date of Birth	Competition Statistics						
			MP	Points	1-Pt	2-Pt	SUS	S+D	DR
3	Julian Jay DELGADO MOJICA	29 NOV 2001	2	24		12/14			
5	Owen GONZALEZ LEBRON	18 JUL 1995	2	8		4/7			
7	Leamsy ROSADO LUGO	29 NOV 1997	2				1		
10	Jodmel ROSADO LUGO	1 FEB 2001	2						
11	Francisco Javier PEREZ HERNANDEZ	21 SEP 1990	2	6		3/9	1		
14	Luis Guillermo GRATACOS RODRIGUEZ	8 APR 1998	2	12		6/9			
16	Bryan Manuel RIVERA GONZALEZ	4 MAY 2001	2				1		
21	John Elmer VAZQUEZ PABON	23 FEB 2001	2	12		6/13			
29	Angel Luis VARGAS CRUZ	31 JUL 1997	2				2		
55	Orlando GARCIA GONZALEZ	15 NOV 1985	2			0/1			1
Head Coach Abdiel ACEVEDO PEREZ (USA)									

PUR Played		
PR	USA	0-2
PR	BRA	0-2
PR	ARG	12 JUL

Legend:							
1-Pt	1-Point Shots	2-Pt	2-Point Shots	PL 5-7	Placement 5-7	DR	Disqualification+Report
MP	Matches played	No.	Uniform Number	PR	Preliminary Round	SUS	1st Suspensions
S+D	2nd Suspensions						

Timing and Results provided by  TISSOT





Match No.: 9 Court 1

Results

Argentina 2 vs 0 Puerto Rico

Referees:
Pablo MARTINEZ ISOLA (URU)
Luis MONICO OTTADO (URU)

1st Period: 30 - 18
2nd Period: 28 - 10

ARG - Argentina

Headcoach: Sebastian FERRARO

No.	Name	Total				Goals / Shots							Punishments		
		Points	Goals	Shots	%	1-Pt All	1-Pt Spin	Spin	In-flight	Specialist	Direct Goal	P6m	SUS	S+D	DR
1	Gustavo OLIVERO	8	4	5	80					4 / 5					
3	Nicolas Ezequiel MILLET														
4	Santiago VIDONDO														
5	Santino SPOSITO	18	9	12	75			1 / 3	8 / 9						
6	Francisco DAUDINOT	4	2	4	50			1 / 1		1 / 3					
7	Nahuel BAPTISTA	16	8	9	89			8 / 9							
9	Tomas PAEZ														
10	Alejo NOVILLO		0	1	0						0 / 1				
11	Lucas MORAS	12	6	6	100				5 / 5	1 / 1					
12	Fernando LOPEZ													1	
Totals		58	29	37	78			10 / 13	13 / 14	6 / 9	0 / 1			1	

No.	Goalkeeper	Total			Saves / Shots						
		Saves	Shots	%	1-Pt All	1-Pt Spin	Spin	In-flight	Specialist	Direct Goal	P6m
10	Alejo NOVILLO	13	27	48			8 / 15	2 / 5	3 / 6		0 / 1
Totals		13	27	48			8 / 15	2 / 5	3 / 6		0 / 1


PUR - Puerto Rico

Headcoach: Abdiel ACEVEDO PEREZ

Team time outs: 1

No.	Name	Total				Goals / Shots							Punishments		
		Points	Goals	Shots	%	1-Pt All	1-Pt Spin	Spin	In-flight	Specialist	Direct Goal	P6m	SUS	S+D	DR
3	Julian Jay DELGADO MOJICA	2	1	5	20			0 / 1	0 / 1	1 / 3					
5	Owen GONZALEZ LEBRON	4	2	6	33			2 / 6							
7	Leamsy ROSADO LUGO														
10	Jodmel ROSADO LUGO														
11	Francisco Javier PEREZ HERNANDEZ	6	3	6	50				1 / 1	1 / 4		1 / 1			
14	Luis Guillermo GRATACOS RODRIGUEZ	6	3	4	75			1 / 2	1 / 1	1 / 1					
16	Bryan Manuel RIVERA GONZALEZ													1	
21	John Elmer VAZQUEZ PABON	8	4	9	44			4 / 9							
29	Angel Luis VARGAS CRUZ	2	1	2	50				1 / 2						
55	Orlando GARCIA GONZALEZ														
Totals		28	14	32	44			7 / 18	3 / 5	3 / 8		1 / 1		1	

No.	Goalkeeper	Total			Saves / Shots						
		Saves	Shots	%	1-Pt All	1-Pt Spin	Spin	In-flight	Specialist	Direct Goal	P6m
10	Jodmel ROSADO LUGO	1	25	4			1 / 9	0 / 11	0 / 5		
11	Francisco Javier PEREZ HERNANDEZ	3	8	38			1 / 3	0 / 2	2 / 3		
Totals		4	33	12			2 / 12	0 / 13	2 / 8		

Timing and Results provided by  TISSOT



Match No.: 9 Court 1

Results

Team Comparison	1st Period				2nd Period			
	Argentina		Puerto Rico		Argentina		Puerto Rico	
	Goals/Shots	%	Goals/Shots	%	Goals/Shots	%	Goals/Shots	%
In-flight Shots	5 / 5	100	2 / 3	67	8 / 9	89	1 / 2	50
Spin Shots	6 / 8	75	5 / 10	50	4 / 5	80	2 / 8	25
Specialist Shots	4 / 6	67	2 / 3	67	2 / 3	67	1 / 5	20
1-Point Shots								
Direct Goal Shots	0 / 1	0						
6-meter Shots							1 / 1	100
1-Point Spin Shots								



Match No.: 9 Court 1

Results

Argentina 2 vs 0 Puerto Rico

Referees:
Pablo MARTINEZ ISOLA (URU)
Luis MONICO OTTADO (URU)

1st Period: 30 - 18
2nd Period: 28 - 10

ARG - Argentina

No.	Name	Technical skills					
		Assists	Steals	Blocked Shots	Received 6m Fouls	Penalty Fouls	Turnovers
1	Gustavo OLIVERO						
3	Nicolas Ezequiel MILLET		1				
4	Santiago VIDONDO			2			
5	Santino SPOSITO	1					
6	Francisco DAUDINOT	1					
7	Nahuel BAPTISTA	9					1
9	Tomas PAEZ						
10	Alejo NOVILLO	1					
11	Lucas MORAS						
12	Fernando LOPEZ		1			1	
Team							1
Totals		12	2	2		1	2

PUR - Puerto Rico

No.	Name	Technical skills					
		Assists	Steals	Blocked Shots	Received 6m Fouls	Penalty Fouls	Turnovers
3	Julian Jay DELGADO MOJICA				1		4
5	Owen GONZALEZ LEBRON	1					3
7	Leamsy ROSADO LUGO						
10	Jodmel ROSADO LUGO						
11	Francisco Javier PEREZ HERNANDEZ						1
14	Luis Guillermo GRATACOS RODRIGUEZ	1					1
16	Bryan Manuel RIVERA GONZALEZ						
21	John Elmer VAZQUEZ PABON						
29	Angel Luis VARGAS CRUZ						1
55	Orlando GARCIA GONZALEZ						
Team							
Totals		2			1		10

Running Score

ARG - PUR

1st Period

BAPTISTA N.	2 : 0
2 : 2	PEREZ HERNANDEZ F.
SPOSITO S.	4 : 2
BAPTISTA N.	6 : 2
OLIVERO G.	8 : 2
OLIVERO G.	10 : 2
10 : 4	DELGADO MOJICA J.
MORAS L.	12 : 4
12 : 6	VAZQUEZ PABON J.
BAPTISTA N.	14 : 6
MORAS L.	16 : 6
16 : 8	GRATACOS RODRIGUEZ L.
OLIVERO G.	18 : 8
BAPTISTA N.	20 : 8
BAPTISTA N.	22 : 8
MORAS L.	24 : 8
24 : 10	VAZQUEZ PABON J.
MORAS L.	26 : 10
MORAS L.	28 : 10
28 : 12	VARGAS CRUZ A.
28 : 14	GRATACOS RODRIGUEZ L.
BAPTISTA N.	30 : 14
30 : 16	VAZQUEZ PABON J.
30 : 18	GONZALEZ LEBRON O.

2nd Period

SPOSITO S.	2 : 0
2 : 2	VAZQUEZ PABON J.
SPOSITO S.	4 : 2
MORAS L.	6 : 2
BAPTISTA N.	8 : 2
SPOSITO S.	10 : 2
DAUDINOT F.	12 : 2
SPOSITO S.	14 : 2
14 : 4	PEREZ HERNANDEZ F.
DAUDINOT F.	16 : 4
16 : 6	GRATACOS RODRIGUEZ L.
SPOSITO S.	18 : 6
18 : 8	PEREZ HERNANDEZ F.
SPOSITO S.	20 : 8
20 : 10	GONZALEZ LEBRON O.
BAPTISTA N.	22 : 10
SPOSITO S.	24 : 10
OLIVERO G.	26 : 10
SPOSITO S.	28 : 10

Legend:							
%	Efficiency	1-Pt	1-Point-Shots	1-Pt Spin	1-Point-Spinshots	DR	Disqualification with Report
GG	Golden Goal	No.	Number	P6m	6m Penalty Shots	Spin	Spinnshots
SUS	1st Suspension	S+D	2nd Suspension				

Timing and Results provided by  TISSOT





Match No.: 1 Court 1

Start List

NZL - CRO

Referees: Pablo MARTINEZ ISOLA (URU) / Luis MONICO OTTADO (URU)

Technical Delegate A: Chatchai SANGSUKKEELUX (THA)

Technical Delegate B: Garrett PERKINS (USA)

Timekeeper: Nichlas NYGAARD (DEN)

Secretary: Jonas PRIMDAHL (DEN)

NZL - New Zealand

No.	Name	Date of Birth	Competition Statistics						
			MP	Points	1-Pt	2-Pt	SUS	S+D	DR
3	James COCHRANE	14 APR 1987							
5	Angus HAMILTON	27 MAR 2002							
12	Olliver DONALDSON	1 MAY 2001							
17	Peter ELLIS	11 JAN 1991							
19	Phil ELLIS	24 MAY 1993							
20	Paul IRELAND	14 MAR 2001							
26	Tom ROXBURGH	31 MAY 1994							
27	Cameron ROSS	27 JUN 1988							
34	Alex BROWN	5 MAR 2002							
61	Max BROOKES	23 FEB 2002							
Head Coach Tim RAYNER									


NZL Played		
PR	CRO	11 JUL
PR	QAT	11 JUL

CRO - Croatia

No.	Name	Date of Birth	Competition Statistics						
			MP	Points	1-Pt	2-Pt	SUS	S+D	DR
3	Tomislav LAUS	5 APR 1988							
4	Ivan DUMENCIC	10 JUL 1990							
5	Ivan JURIC	16 DEC 1986							
6	Filip GORICANEC	2 NOV 1997							
11	Dominik MARKOVIC	2 JUN 1998							
18	Lucian BURA	14 AUG 1997							
19	Josip DUKES	3 JUN 1996							
22	Valentino VALENTAKOVIC	24 JAN 1993							
24	Josip LEKO	24 APR 1994							
30	Nikola FINEK	19 SEP 1999							
Head Coach Mladen PARADZIK									

CRO Played		
PR	NZL	11 JUL
PR	QAT	12 JUL

Legend:							
1-Pt	1-Point Shots	2-Pt	2-Point Shots	PL 5-7	Placement 5-7	DR	Disqualification+Report
MP	Matches played	No.	Uniform Number	PR	Preliminary Round	SUS	1st Suspensions
S+D	2nd Suspensions						

Timing and Results provided by  TISSOT





Match No.: 1 Court 1

Results

New Zealand 0 vs 2 Croatia

Referees:
Pablo MARTINEZ ISOLA (URU)
Luis MONICO OTTADO (URU)

1st Period: 10 - 26
2nd Period: 18 - 24

NZL - New Zealand

Headcoach: Tim RAYNER

Team time outs: 1

No.	Name	Total				Goals / Shots							Punishments		
		Points	Goals	Shots	%	1-Pt All	1-Pt Spin	Spin	In-flight	Specialist	Direct Goal	P6m	SUS	S+D	DR
3	James COCHRANE	4	2	4	50			2 / 4							
5	Angus HAMILTON	4	2	6	33			2 / 4		0 / 2					
12	Olliver DONALDSON	4	2	5	40			1 / 4	1 / 1						
17	Peter ELLIS														
19	Phil ELLIS		0	1	0			0 / 1							
20	Paul IRELAND	16	8	14	57			6 / 12	2 / 2						
26	Tom ROXBURGH														
27	Cameron ROSS														
34	Alex BROWN														
61	Max BROOKES														
Totals		28	14	30	47			11 / 25	3 / 3	0 / 2					

No.	Goalkeeper	Total			Saves / Shots							
		Saves	Shots	%	1-Pt All	1-Pt Spin	Spin	In-flight	Specialist	Direct Goal	P6m	
26	Tom ROXBURGH	6	23	26			2 / 10	4 / 9	0 / 3			0 / 1
34	Alex BROWN	0	8	0			0 / 4	0 / 3	0 / 1			
Totals		6	31	19			2 / 14	4 / 12	0 / 4			0 / 1

CRO - Croatia

Headcoach: Mladen PARADZIK

No.	Name	Total				Goals / Shots							Punishments		
		Points	Goals	Shots	%	1-Pt All	1-Pt Spin	Spin	In-flight	Specialist	Direct Goal	P6m	SUS	S+D	DR
3	Tomislav LAUS														
4	Ivan DUMENCIC	6	3	3	100			2 / 2	1 / 1						
5	Ivan JURIC	4	2	3	67			2 / 3							
6	Filip GORICANEC	8	4	4	100					4 / 4					
11	Dominik MARKOVIC														
18	Lucian BURA	22	11	14	79			6 / 8	4 / 5			1 / 1			
19	Josip DUKES		0	1	0				0 / 1						
22	Valentino VALENTAKOVIC	10	5	8	63			2 / 3	3 / 5						
24	Josip LEKO														
30	Nikola FINEK														
Totals		50	25	33	76			12 / 16	8 / 12	4 / 4		1 / 1			

No.	Goalkeeper	Total			Saves / Shots							
		Saves	Shots	%	1-Pt All	1-Pt Spin	Spin	In-flight	Specialist	Direct Goal	P6m	
11	Dominik MARKOVIC	9	23	39			9 / 20	0 / 3				
Totals		9	23	39			9 / 20	0 / 3				

Timing and Results provided by  TISSOT



Match No.: 1 Court 1

Results

Team Comparison	1st Period				2nd Period			
	New Zealand		Croatia		New Zealand		Croatia	
	Goals/Shots	%	Goals/Shots	%	Goals/Shots	%	Goals/Shots	%
In-flight Shots	1 / 1	100	6 / 8	75	2 / 2	100	2 / 4	50
Spin Shots	4 / 11	36	5 / 7	71	7 / 14	50	7 / 9	78
Specialist Shots	0 / 2	0	2 / 2	100			2 / 2	100
1-Point Shots								
Direct Goal Shots								
6-meter Shots							1 / 1	100
1-Point Spin Shots								



Match No.: 1 Court 1

Results

New Zealand 0 vs 2 Croatia

Referees:
Pablo MARTINEZ ISOLA (URU)
Luis MONICO OTTADO (URU)

1st Period: 10 - 26
2nd Period: 18 - 24

NZL - New Zealand

No.	Name	Technical skills					
		Assists	Steals	Blocked Shots	Received 6m Fouls	Penalty Fouls	Turnovers
3	James COCHRANE	2					
5	Angus HAMILTON	3					3
12	Olliver DONALDSON	1					1
17	Peter ELLIS						
19	Phil ELLIS						1
20	Paul IRELAND						
26	Tom ROXBURGH						
27	Cameron ROSS					1	
34	Alex BROWN						
61	Max BROOKES		1				
Team							
Totals		6	1			1	5

Running Score

NZL - CRO

1st Period

0 : 2	GORICANEC F.
0 : 4	GORICANEC F.
2 : 4	
2 : 6	VALENTAKOVIC V.
4 : 6	
4 : 8	VALENTAKOVIC V.
4 : 10	BURA L.
4 : 12	BURA L.
4 : 14	JURIC I.
6 : 14	IRELAND P.
8 : 14	COCHRANE J.
8 : 16	BURA L.
8 : 18	BURA L.
8 : 20	DUMENCIC I.
10 : 20	IRELAND P.
10 : 22	DUMENCIC I.
10 : 24	BURA L.
10 : 26	BURA L.

CRO - Croatia

No.	Name	Technical skills					
		Assists	Steals	Blocked Shots	Received 6m Fouls	Penalty Fouls	Turnovers
3	Tomislav LAUS						
4	Ivan DUMENCIC	7					2
5	Ivan JURIC		1	2			
6	Filip GORICANEC						
11	Dominik MARKOVIC						
18	Lucian BURA	1					
19	Josip DUKES						
22	Valentino VALENTAKOVIC				1		
24	Josip LEKO			1			
30	Nikola FINEK						
Team							
Totals		8	1	3	1		2

2nd Period

0 : 2	VALENTAKOVIC V.
2 : 2	IRELAND P.
2 : 4	BURA L.
2 : 6	BURA L.
4 : 6	HAMILTON A.
4 : 8	GORICANEC F.
6 : 8	IRELAND P.
8 : 8	HAMILTON A.
10 : 8	IRELAND P.
10 : 10	BURA L.
12 : 10	IRELAND P.
12 : 12	GORICANEC F.
12 : 14	DUMENCIC I.
14 : 14	DONALDSON O.
14 : 16	BURA L.
16 : 16	IRELAND P.
16 : 18	VALENTAKOVIC V.
16 : 20	BURA L.
16 : 22	JURIC I.
18 : 22	IRELAND P.
18 : 24	VALENTAKOVIC V.

Legend:	% Efficiency	1-Pt No.	1-Point-Shots Number	1-Pt Spin P6m	1-Point-Spinshots 6m Penalty Shots	DR Spin	Disqualification with Report Spinshots
	GG Golden Goal	S+D	2nd Suspension				
	SUS 1st Suspension						

Timing and Results provided by TISSOT





Match No.: 2 Court 1

Start List

QAT - NZL

Referees: Josue RESENDIZ (MEX) / Jesus RUIZ (MEX)

Technical Delegate A: Jerome ROLLAND (FRA)
Technical Delegate B: Emir BESLIJA (MNE)
Timekeeper: Luis MONICO OTTADO (URU)
Secretary: Pablo MARTINEZ ISOLA (URU)

QAT - Qatar

No.	Name	Date of Birth	Competition Statistics						
			MP	Points	1-Pt	2-Pt	SUS	S+D	DR
7	Mutasem AMOHAMED	2 MAR 1988							
8	Mohamed HASSAN	19 FEB 1984							
10	Ali MOHAMED	14 DEC 1989							
11	Abdulrazzaq MURAD	29 JUN 1990							
12	Mohsen AL-YAFEAI	28 DEC 1978							
16	Mohamed SOUSSI	22 JUL 1992							
17	Amir DENGUIR	7 MAR 1995							
24	Sid KENAOUI	7 NOV 1988							
69	Hani KAKHI	31 OCT 1990							
94	Mohamed SALEH	24 JUN 1994							
Head Coach Khaled ALY (EGY)									

QAT Played		
PR	NZL	11 JUL
PR	CRO	12 JUL

NZL - New Zealand

No.	Name	Date of Birth	Competition Statistics						
			MP	Points	1-Pt	2-Pt	SUS	S+D	DR
3	James COCHRANE	14 APR 1987							
5	Angus HAMILTON	27 MAR 2002							
12	Olliver DONALDSON	1 MAY 2001							
17	Peter ELLIS	11 JAN 1991							
19	Phil ELLIS	24 MAY 1993							
20	Paul IRELAND	14 MAR 2001							
26	Tom ROXBURGH	31 MAY 1994							
27	Cameron ROSS	27 JUN 1988							
34	Alex BROWN	5 MAR 2002							
61	Max BROOKES	23 FEB 2002							
Head Coach Tim RAYNER									

NZL Played		
PR	CRO	11 JUL
PR	QAT	11 JUL

Legend:							
1-Pt	1-Point Shots	2-Pt	2-Point Shots	PL 5-7	Placement 5-7	DR	Disqualification+Report
MP	Matches played	No.	Uniform Number	PR	Preliminary Round	SUS	1st Suspensions
S+D	2nd Suspensions						

Timing and Results provided by  TISSOT





Match No.: 2 Court 1

Results

Qatar 2 vs 0 New Zealand

Referees:
Josue RESENDIZ (MEX)
Jesus RUIZ (MEX)

1st Period: 18 - 12
2nd Period: 22 - 8

QAT - Qatar

Headcoach: Khaled ALY

Team time outs: 1

No.	Name	Total				Goals / Shots							Punishments		
		Points	Goals	Shots	%	1-Pt All	1-Pt Spin	Spin	In-flight	Specialist	Direct Goal	P6m	SUS	S+D	DR
7	Mutasem AMOHAMED	4	2	2	100			1 / 1	1 / 1				1		
8	Mohamed HASSAN	2	1	2	50			0 / 1		1 / 1					
10	Ali MOHAMED	6	3	3	100			2 / 2	1 / 1						
11	Abdulrazzaq MURAD	2	1	1	100			1 / 1							
12	Mohsen AL-YAFEAI		0	1	0						0 / 1				
16	Mohamed SOUSSI		0	1	0						0 / 1				
17	Amir DENGUIR	10	5	7	71			3 / 4	1 / 1	1 / 2					
24	Sid KENAOUI														
69	Hani KAKHI	14	7	9	78			1 / 2	6 / 7				1		
94	Mohamed SALEH	2	1	1	100					1 / 1					
Totals		40	20	27	74			8 / 11	9 / 10	3 / 4	0 / 2		2		

No.	Goalkeeper	Total			Saves / Shots						
		Saves	Shots	%	1-Pt All	1-Pt Spin	Spin	In-flight	Specialist	Direct Goal	P6m
12	Mohsen AL-YAFEAI	8	15	53			8 / 13	0 / 1			0 / 1
16	Mohamed SOUSSI	2	5	40			1 / 1	0 / 2			1 / 2
Totals		10	20	50			9 / 14	0 / 3			1 / 3


NZL - New Zealand

Headcoach: Tim RAYNER

Team time outs: 1

No.	Name	Total				Goals / Shots							Punishments		
		Points	Goals	Shots	%	1-Pt All	1-Pt Spin	Spin	In-flight	Specialist	Direct Goal	P6m	SUS	S+D	DR
3	James COCHRANE	2	1	2	50			1 / 2							
5	Angus HAMILTON	10	5	10	50			2 / 6	2 / 2			1 / 2			
12	Olliver DONALDSON														
17	Peter ELLIS														
19	Phil ELLIS		0	3	0			0 / 2		0 / 1					
20	Paul IRELAND	8	4	10	40			2 / 8	1 / 1			1 / 1			
26	Tom ROXBURGH														
27	Cameron ROSS														
34	Alex BROWN														
61	Max BROOKES		0	1	0							0 / 1			
Totals		20	10	26	38			5 / 18	3 / 3	0 / 1		2 / 4			

No.	Goalkeeper	Total			Saves / Shots						
		Saves	Shots	%	1-Pt All	1-Pt Spin	Spin	In-flight	Specialist	Direct Goal	P6m
26	Tom ROXBURGH	2	12	17			0 / 3	0 / 6	1 / 2	1 / 1	
34	Alex BROWN	1	11	9			1 / 6	0 / 3	0 / 2		
Totals		3	23	13			1 / 9	0 / 9	1 / 4	1 / 1	


Timing and Results provided by  TISSOT



Match No.: 2 Court 1

Results

Team Comparison	1st Period				2nd Period			
	Qatar		New Zealand		Qatar		New Zealand	
	Goals/Shots	%	Goals/Shots	%	Goals/Shots	%	Goals/Shots	%
In-flight Shots	4 / 5	80	1 / 1	100	5 / 5	100	2 / 2	100
Spin Shots	2 / 5	40	5 / 12	42	6 / 6	100	0 / 6	0
Specialist Shots	3 / 4	75	0 / 1	0				
1-Point Shots								
Direct Goal Shots	0 / 1	0			0 / 1	0		
6-meter Shots			0 / 1	0			2 / 3	67
1-Point Spin Shots								

Timing and Results provided by  TISSOT



Match No.: 2 Court 1

Results

Qatar 2 vs 0 New Zealand

Referees:
Josue RESENDIZ (MEX)
Jesus RUIZ (MEX)

1st Period: 18 - 12
2nd Period: 22 - 8

QAT - Qatar

No.	Name	Technical skills					
		Assists	Steals	Blocked Shots	Received 6m Fouls	Penalty Fouls	Turnovers
7	Mutasem AMOHAMED	1				1	
8	Mohamed HASSAN	4					
10	Ali MOHAMED						
11	Abdulrazzaq MURAD						
12	Mohsen AL-YAFEAI						
16	Mohamed SOUSSI						
17	Amir DENGUIR	2				1	2
24	Sid KENAOUI					2	
69	Hani KAKHI						
94	Mohamed SALEH						
Team							2
Totals		7				4	4

Running Score

QAT - NZL

1st Period

SALEH M.	2 : 0	
	2 : 2	IRELAND P.
KAKHI H.	4 : 2	
MOHAMED A.	6 : 2	
KAKHI H.	8 : 2	
	8 : 4	IRELAND P.
DENGUIR A.	10 : 4	
	10 : 6	IRELAND P.
KAKHI H.	12 : 6	
MOHAMED A.	14 : 6	
	14 : 8	HAMILTON A.
MURAD A.	16 : 8	
HASSAN M.	18 : 8	
	18 : 10	COCHRANE J.
	18 : 12	HAMILTON A.


2nd Period

MOHAMED A.	2 : 0	
KAKHI H.	4 : 0	
DENGUIR A.	6 : 0	
DENGUIR A.	8 : 0	
KAKHI H.	10 : 0	
DENGUIR A.	12 : 0	
	12 : 2	HAMILTON A.
DENGUIR A.	14 : 2	
AMOHAMED M.	16 : 2	
	16 : 4	HAMILTON A.
AMOHAMED M.	18 : 4	
KAKHI H.	20 : 4	
	20 : 6	HAMILTON A.
KAKHI H.	22 : 6	
	22 : 8	IRELAND P.

NZL - New Zealand

No.	Name	Technical skills					
		Assists	Steals	Blocked Shots	Received 6m Fouls	Penalty Fouls	Turnovers
3	James COCHRANE	1			1		1
5	Angus HAMILTON				1		4
12	Olliver DONALDSON	1			1		1
17	Peter ELLIS						
19	Phil ELLIS						
20	Paul IRELAND						1
26	Tom ROXBURGH						
27	Cameron ROSS						
34	Alex BROWN						
61	Max BROOKES				1		
Team							2
Totals		2			4		9

Legend:							
%	Efficiency	1-Pt	1-Point-Shots	1-Pt Spin	1-Point-Spinshots	DR	Disqualification with Report
GG	Golden Goal	No.	Number	P6m	6m Penalty Shots	Spin	Spinnshots
SUS	1st Suspension	S+D	2nd Suspension				

Timing and Results provided by  TISSOT





Match No.: 3 Court 1

Start List

CRO - QAT

Referees: Nichlas NYGAARD (DEN) / Jonas PRIMDAHL (DEN)

Technical Delegate A: Luiz Filipe CALDAS (BRA)

Technical Delegate B: Juan de ARMA (ARG)

Timekeeper: Pablo MARTINEZ ISOLA (URU)

Secretary: Luis MONICO OTTADO (URU)

CRO - Croatia

No.	Name	Date of Birth	Competition Statistics							
			MP	Points	1-Pt	2-Pt	SUS	S+D	DR	
3	Tomislav LAUS	5 APR 1988	1							
4	Ivan DUMENCIC	10 JUL 1990	1	6		3/3				
5	Ivan JURIC	16 DEC 1986	1	4		2/3				
6	Filip GORICANEC	2 NOV 1997	1	8		4/4				
11	Dominik MARKOVIC	2 JUN 1998	1							
18	Lucian BURAS	14 AUG 1997	1	22		11/14				
19	Josip DUKES	3 JUN 1996	1			0/1				
22	Valentino VALENTAKOVIC	24 JAN 1993	1	10		5/8				
24	Josip LEKO	24 APR 1994	1							
30	Nikola FINEK	19 SEP 1999	1							
Head Coach Mladen PARADZIK										

CRO Played		
PR	NZL	2-0
PR	QAT	12 JUL

QAT - Qatar

No.	Name	Date of Birth	Competition Statistics							
			MP	Points	1-Pt	2-Pt	SUS	S+D	DR	
7	Mutasem AMOHAMED	2 MAR 1988	1	4		2/2	1			
8	Mohamed HASSAN	19 FEB 1984	1	2		1/2				
10	Ali MOHAMED	14 DEC 1989	1	6		3/3				
11	Abdulrazzaq MURAD	29 JUN 1990	1	2		1/1				
12	Mohsen AL-YAFEAI	28 DEC 1978	1			0/1				
16	Mohamed SOUSSI	22 JUL 1992	1			0/1				
17	Amir DENGUIR	7 MAR 1995	1	10		5/7				
24	Sid KENAOUI	7 NOV 1988	1							
69	Hani KAKHI	31 OCT 1990	1	14		7/9	1			
94	Mohamed SALEH	24 JUN 1994	1	2		1/1				
Head Coach Khaled ALY (EGY)										

QAT Played		
PR	NZL	2-0
PR	CRO	12 JUL

Legend:							
1-Pt	1-Point Shots	2-Pt	2-Point Shots	PL 5-7	Placement 5-7	DR	Disqualification+Report
MP	Matches played	No.	Uniform Number	PR	Preliminary Round	SUS	1st Suspensions
S+D	2nd Suspensions						

Timing and Results provided by 





Match No.: 3 Court 1

Results

Croatia 2 vs 0 Qatar

Referees:
Nichlas NYGAARD (DEN)
Jonas PRIMDAHL (DEN)

1st Period: 29 - 20
2nd Period: 22 - 18

CRO - Croatia

Headcoach: Mladen PARADZIK

Team time outs: 1

No.	Name	Total				Goals / Shots							Punishments		
		Points	Goals	Shots	%	1-Pt All	1-Pt Spin	Spin	In-flight	Specialist	Direct Goal	P6m	SUS	S+D	DR
3	Tomislav LAUS														
4	Ivan DUMENCIC	12	7	11	64	2 / 2		3 / 6		2 / 3					
5	Ivan JURIC	6	3	3	100			3 / 3							
6	Filip GORICANEC	8	4	4	100					4 / 4					
11	Dominik MARKOVIC														
18	Lucian BURJA	16	8	12	67			7 / 10	1 / 1			0 / 1			
19	Josip DUKES												1		
22	Valentino VALENTAKOVIC	9	5	6	83	1 / 1			4 / 5						
24	Josip LEKO														
30	Nikola FINEK														
Totals		51	27	36	75	3 / 3		13 / 19	5 / 6	6 / 7		0 / 1	1		

No.	Goalkeeper	Total			Saves / Shots						
		Saves	Shots	%	1-Pt All	1-Pt Spin	Spin	In-flight	Specialist	Direct Goal	P6m
11	Dominik MARKOVIC	4	23	17			3 / 10	1 / 5	0 / 6		0 / 2
Totals		4	23	17			3 / 10	1 / 5	0 / 6		0 / 2


QAT - Qatar

Headcoach: Khaled ALY

Team time outs: 2

No.	Name	Total				Goals / Shots							Punishments		
		Points	Goals	Shots	%	1-Pt All	1-Pt Spin	Spin	In-flight	Specialist	Direct Goal	P6m	SUS	S+D	DR
7	Mutasem AMOHAMED														
8	Mohamed HASSAN	14	7	8	88			1 / 2		4 / 4		2 / 2			
10	Ali MOHAMED														
11	Abdulrazzaq MURAD												1		
12	Mohsen AL-YAFEAI														
16	Mohamed SOUSSI														
17	Amir DENGUIR	10	5	9	56			3 / 6		2 / 2		0 / 1	1		
24	Sid KENAOUI														
69	Hani KAKHI	14	7	10	70			3 / 5	4 / 5						
94	Mohamed SALEH												1		
Totals		38	19	27	70			7 / 13	4 / 5	6 / 6		2 / 3	3		

No.	Goalkeeper	Total			Saves / Shots						
		Saves	Shots	%	1-Pt All	1-Pt Spin	Spin	In-flight	Specialist	Direct Goal	P6m
12	Mohsen AL-YAFEAI	7	31	23	0 / 2		5 / 16	1 / 6	1 / 7		
16	Mohamed SOUSSI	2	5	40	0 / 1		1 / 3				1 / 1
Totals		9	36	25	0 / 3		6 / 19	1 / 6	1 / 7		1 / 1

Timing and Results provided by  TISSOT



Match No.: 3 Court 1

Results

Team Comparison	1st Period				2nd Period			
	Croatia		Qatar		Croatia		Qatar	
	Goals/Shots	%	Goals/Shots	%	Goals/Shots	%	Goals/Shots	%
In-flight Shots	4 / 5	80	3 / 4	75	1 / 1	100	1 / 1	100
Spin Shots	7 / 11	64	4 / 7	57	6 / 8	75	3 / 6	50
Specialist Shots	3 / 3	100	2 / 2	100	3 / 4	75	4 / 4	100
1-Point Shots	1 / 1	100			2 / 2	100		
Direct Goal Shots								
6-meter Shots			1 / 2	50	0 / 1	0	1 / 1	100
1-Point Spin Shots								



Match No.: 3 Court 1

Results

Croatia 2 vs 0 Qatar

Referees:
Nichlas NYGAARD (DEN)
Jonas PRIMDAHL (DEN)

1st Period: 29 - 20
2nd Period: 22 - 18

CRO - Croatia

No.	Name	Technical skills					
		Assists	Steals	Blocked Shots	Received 6m Fouls	Penalty Fouls	Turnovers
3	Tomislav LAUS					1	
4	Ivan DUMENCIC	7					
5	Ivan JURIC						
6	Filip GORICANEC						1
11	Dominik MARKOVIC	1					
18	Lucian BURA						
19	Josip DUKES		1			2	
22	Valentino VALENTAKOVIC	1			1		
24	Josip LEKO						
30	Nikola FINEK						
Team							
Totals		9	1		1	3	1

QAT - Qatar

No.	Name	Technical skills					
		Assists	Steals	Blocked Shots	Received 6m Fouls	Penalty Fouls	Turnovers
7	Mutasem AMOHAMED						
8	Mohamed HASSAN	4					1
10	Ali MOHAMED						1
11	Abdulrazzaq MURAD				1		
12	Mohsen AL-YAFEAI						
16	Mohamed SOUSSI						
17	Amir DENGUIR				1		1
24	Sid KENAOUI						
69	Hani KAKHI	1			1		1
94	Mohamed SALEH					1	
Team							1
Totals		5			3	1	5

Running Score

CRO - QAT

1st Period

BURA L.	2	: 0
BURA L.	2	: 2 DENGUIR A.
BURA L.	4	: 2
BURA L.	4	: 4 KAKHI H.
GORICANEC F.	6	: 4
BURA L.	6	: 6 DENGUIR A.
BURA L.	8	: 6
BURA L.	8	: 8 HASSAN M.
GORICANEC F.	10	: 8
BURA L.	10	: 10 KAKHI H.
VALENTAKOVIC V.	12	: 10
BURA L.	14	: 10
DUMENCIC I.	16	: 10
BURA L.	16	: 12 KAKHI H.
GORICANEC F.	18	: 12
BURA L.	20	: 12
BURA L.	20	: 14 KAKHI H.
BURA L.	22	: 14
BURA L.	22	: 16 DENGUIR A.
VALENTAKOVIC V.	24	: 16
DUMENCIC I.	25	: 16
BURA L.	25	: 18 HASSAN M.
BURA L.	27	: 18
BURA L.	27	: 20 DENGUIR A.
VALENTAKOVIC V.	29	: 20

2nd Period

BURA L.	2	: 0
BURA L.	2	: 2 KAKHI H.
DUMENCIC I.	4	: 2
BURA L.	4	: 4 HASSAN M.
DUMENCIC I.	5	: 4
DUMENCIC I.	7	: 4
BURA L.	7	: 6 HASSAN M.
GORICANEC F.	9	: 6
BURA L.	9	: 8 KAKHI H.
BURA L.	9	: 10 HASSAN M.
VALENTAKOVIC V.	11	: 10
DUMENCIC I.	13	: 10
JURIC I.	15	: 10
DUMENCIC I.	17	: 10
BURA L.	17	: 12 DENGUIR A.
JURIC I.	19	: 12
BURA L.	19	: 14 HASSAN M.
JURIC I.	21	: 14
BURA L.	21	: 16 HASSAN M.
VALENTAKOVIC V.	22	: 16
BURA L.	22	: 18 KAKHI H.

Legend:							
%	Efficiency	1-Pt	1-Point-Shots	1-Pt Spin	1-Point-Spinshots	DR	Disqualification with Report
GG	Golden Goal	No.	Number	P6m	6m Penalty Shots	Spin	Spinnshots
SUS	1st Suspension	S+D	2nd Suspension				

Timing and Results provided by TISSOT



RESULTS BOOK



Beach Handball

Women's




Team Roster

As of SUN 10 JUL 2022

ARG - Argentina

No.	Name	Shirt Name	Position	L/R	Date of Birth
2	Agustina MIROTTA	Mirotta	FP		10 AUG 1995
3	Gisella BONOMI	Bonomi	FP		19 MAR 2000
4	Carolina PONCE	Ponce	FP		15 MAY 2000
5	Fiorella CORIMBERTO	Corimberto	FP		29 AUG 2001
6	Ivana ELIGES	Eliges	FP		14 OCT 1983
7	Gisela THURMANN	Thurmann	FP		29 JUN 1988
8	Micaela CORIMBERTO	Corimberto	FP		29 AUG 2001
12	Florencia BERICIO	Bericio	GK		21 SEP 1989
13	Celeste MECCIA	Meccia	FP		26 MAY 1986
20	Luciana SCORDAMAGLIA	Scordamaglia	FP		17 JUL 1994

Team Uniform Colours	Tank Tops	Shorts	Officials	A Salvador COMPARONE (ARG)	(Coach)
Team 1st	Light Blue	Black			
Team 2nd	Blue	Black			
Team 3rd	Yellow	Black			
Goalkeeper/Specialist Uniform Colours					
Goalkeeper 1st	Yellow				
Goalkeeper 2nd	Yellow				
Goalkeeper 3rd	Blue				

Legend:						
FP	Field Player	GK	Goalkeeper	L	Left Handed	No. Uniform Number
R	Right Handed					

 Timing and Results provided by 

BHAWTEAM4.....C33_WARG 1

Report Created SUN 10 JUL 2022 23:25

Page 1 / 1





Team Roster

As of SUN 10 JUL 2022

AUS - Australia

No.	Name	Shirt Name	Position	L/R	Date of Birth
3	Annabel MILLS	Mills	FP		17 JUL 2000
4	Jessie WOOD	Wood	FP		17 MAR 1997
5	Erin STRONG	Strong	GK		7 OCT 1990
6	Kaycee CLARK	Clark	FP		16 MAR 2002
8	Haylee WILSON	Wilson	FP		8 FEB 1993
9	Lucy WATKINS	Watkins	FP		23 MAR 2002
10	Allira HUDSON-GOFERS	Hudson-Gofers	FP		17 APR 1982
11	Aline VIANA	Viana	FP		16 JUL 1985
20	Jessica FALLAH	Fallah	FP		10 JUL 1999
23	Amy THOMAS	Thomas	GK		2 SEP 2000

Team Uniform Colours

Team 1st

Team 2nd

Team 3rd

Goalkeeper/Specialist Uniform Colours

Goalkeeper 1st

Goalkeeper 2nd

Goalkeeper 3rd

Tank Tops

Green

Navy

Yellow

Shorts

Green

Navy

Officials

A Andrew KELSO (AUS)

B Bernadette COASE (AUS)

(Coach)

(Team Official)

Legend:

FP	Field Player	GK	Goalkeeper	L	Left Handed	No.	Uniform Number
R	Right Handed						

Timing and Results provided by 


Team Roster

As of SUN 10 JUL 2022

GER - Germany

No.	Name	Shirt Name	Position	L/R	Date of Birth
5	Kirsten Sophie WALTER	Walter	FP		21 FEB 1996
6	Michelle SCHAFFER	Schafer	FP		19 NOV 2003
8	Belen GETTWART	Gettwart	FP		15 MAR 2002
10	Isabel KATTNER	Kattner	FP		17 OCT 2000
17	Lena KLINGLER	Klingler	FP		3 OCT 2000
20	Katharina FILTER	Filter	GK		4 FEB 1999
26	Carolin HUBNER	Hubner	FP		5 JUN 2004
33	Lucie KRETZSCHMAR	Kretzschmar	FP		7 AUG 2000
34	Liv SUCHTING	Suchting	FP		29 MAY 2000
66	Amelie MOLLMANN	Mollmann	FP		22 MAY 2001

Team Uniform Colours
Team 1st
Team 2nd
Team 3rd
Tank Tops

Black

Red

Green

Shorts

Black

Black

Black

Officials

A Alexander NOVAKOVIC (GER)

B Hendrik SANDER (GER)

C Franziska STADLER (GER)

D Jens Uwe PFANDER (GER)

(Coach)

(Assistant Coach)

(Physiotherapist)

(Team Official)

Goalkeeper/Specialist Uniform Colours
Goalkeeper 1st
Goalkeeper 2nd
Goalkeeper 3rd
Legend:

FP	Field Player	GK	Goalkeeper	L	Left Handed	No.	Uniform Number
R	Right Handed						

 Timing and Results provided by 

BHAWTEAM4....._C33_WGER 1

Report Created SUN 10 JUL 2022 23:25

Page 1 / 1




Team Roster

As of MON 11 JUL 2022

MEX - Mexico

No.	Name	Shirt Name	Position	L/R	Date of Birth
5	Ana HERNANDEZ	Hernandez	FP		29 NOV 1989
6	Claudia MACIAS	Macias	FP		22 JUL 1992
7	Gabriela SALAZAR	Salazar	GK		24 JUL 1994
8	Itzel VARGAS	Vargas	FP		3 AUG 2000
9	Lucia BERRA	Berra	FP		1 JAN 1998
10	Fernanda RIVERA	Rivera	FP		27 JUL 1991
11	Martha MEJIA	Mejia	FP		11 APR 1992
12	Edna URESTY	Uresty	FP		30 JUN 1995
14	Andrea de LEON	de Leon	FP		10 DEC 1997
15	Adela VALENZUELA	Valenzuela	GK		30 JUL 1992

Team Uniform Colours **Tank Tops** **Shorts** **Officials** A Miguel CONTRERAS (MEX) (Coach)

Team 1st

Team 2nd

Team 3rd

Goalkeeper/Specialist Uniform Colours

Goalkeeper 1st

Goalkeeper 2nd

Goalkeeper 3rd

Legend:		GK	L	No.
FP	Field Player	Goalkeeper	Left Handed	Uniform Number
R	Right Handed			

 Timing and Results provided by 

BHAWTEAM4....._C33_WMEX 2

Report Created MON 11 JUL 2022 16:41

Page 1 / 1




Team Roster

As of SUN 10 JUL 2022

NOR - Norway

No.	Name	Shirt Name	Position	L/R	Date of Birth
1	Thea GRANLUND	Granlund	GK		12 JUL 1995
3	Elisabeth HAMMERSTAD	Hammerstad	FP		27 JUN 1993
4	Martine WELFLER	Welfler	FP		27 OCT 1991
5	Marielle MARTINSEN	Martinsen	FP		14 FEB 1995
6	Hanne OLSVIK	Olsvik	FP		9 OCT 2000
8	Susanne PETTERSEN	Pettersen	FP		17 SEP 1996
10	Maren SJAAMO	Sjaamo	FP		9 JAN 2001
14	Ine GRIMSRUD	Grimsrud	FP		28 MAR 2001
16	Tonje LERSTAD	Lerstad	GK		9 OCT 1996
19	Thina OYESVOLD	Oyesvold	FP		7 OCT 2000

Team Uniform Colours
Team 1st
Team 2nd
Team 3rd
Tank Tops

Dark Blue

Red

Light Blue

Shorts

Dark Blue

Red

Dark Blue

Officials

A Eskil ANDREASSEN (NOR)

B Clara BJURULF (NOR)

(Coach)

(Physiotherapist)

Goalkeeper/Specialist Uniform Colours
Goalkeeper 1st
Goalkeeper 2nd
Goalkeeper 3rd
Legend:

FP	Field Player	GK	Goalkeeper	L	Left Handed	No.	Uniform Number
R	Right Handed						

 Timing and Results provided by 

BHAWTEAM4....._C33_VNOR 1

Report Created SUN 10 JUL 2022 23:25

Page 1 / 1





Team Roster

As of SUN 10 JUL 2022

USA - United States of America

No.	Name	Shirt Name	Position	L/R	Date of Birth
3	Courtney HEELEY	Heeley	FP		18 MAR 1992
5	Renee SNYDER	Snyder	FP		15 DEC 1980
6	Christine MANSOUR	Mansour	FP		30 MAY 1993
8	Cedar BELLOWS	Bellows	FP		15 OCT 1992
9	Kimberly POPP	Popp	FP		6 JUL 1986
10	Cecilia AGRAZ	Agraz	FP		29 JAN 1991
12	Emma JOHNSON	Johnson	GK		26 FEB 1997
13	Isabelle GOSAR	Gosar	FP		15 MAR 1995
14	Ashley van RYN	van Ryn	FP		4 AUG 1986
16	Staci SELF	Self	GK		6 FEB 1985

Team Uniform Colours
Team 1st
Team 2nd
Team 3rd
Goalkeeper/Specialist Uniform Colours
Goalkeeper 1st
Goalkeeper 2nd
Goalkeeper 3rd
Tank Tops

Blue

White

Red

White

Red

Blue

Shorts

Blue

Black

Blue

Officials

A Lisa DUNN (USA)

B Michelle MENSING (USA)

C Christina McGUIRE (USA)

D Krista AUSTIN (USA)

(Coach)

(Assistant Coach)

(Physiotherapist)

(Team Official)

Legend:

FP	Field Player	GK	Goalkeeper	L	Left Handed	No.	Uniform Number
R	Right Handed						

 Timing and Results provided by 

BHAWTEAM4....._C33_WUSA 1

Report Created SUN 10 JUL 2022 23:29

Page 1 / 1





Tournament Summary

As of FRI 15 JUL 2022

Preliminary Round

Group A		Matches			Periods			Goal Points			Points
Rank	Team	Played	Won	Lost	Won	Lost	Diff.	For	Against	Diff.	
1	GER - Germany	5	5	0	10	2	8	238	141	97	10
2	NOR - Norway	5	4	1	9	3	6	221	174	47	8
3	ARG - Argentina	5	3	2	8	4	4	245	152	93	6
4	USA - United States	5	2	3	4	6	-2	154	188	-34	4
5	MEX - Mexico	5	1	4	2	8	-6	189	228	-39	2
6	AUS - Australia	5	0	5	0	10	-10	82	246	-164	0

Match Results

Date	Start Time	Court	Teams	Phase	Match No.	1st Period	2nd Period	Shoot-out	Result
MON 11 JUL	9:30	1	Germany - Mexico	Preliminary Round - Group A	W01	34 - 17	28 - 18		2 - 0
	9:30	2	Argentina - Australia	Preliminary Round - Group A	W02	27 - 4	25 - 7		2 - 0
	10:20	1	Norway - United States	Preliminary Round - Group A	W03	21 - 16	20 - 12		2 - 0
	15:00	1	Argentina - Germany	Preliminary Round - Group A	W04	19 - 14	16 - 19	5 - 6	1 - 2
	15:50	1	United States - Australia	Preliminary Round - Group A	W05	18 - 13	20 - 7		2 - 0
	15:50	2	Mexico - Norway	Preliminary Round - Group A	W06	18 - 23	16 - 19		0 - 2
TUE 12 JUL	16:30	1	Norway - Germany	Preliminary Round - Group A	W07	16 - 14	16 - 23	6 - 7	1 - 2
	17:20	1	Argentina - United States	Preliminary Round - Group A	W08	22 - 12	26 - 12		2 - 0
	18:10	1	Australia - Mexico	Preliminary Round - Group A	W09	9 - 24	15 - 28		0 - 2
WED 13 JUL	9:30	1	Germany - Australia	Preliminary Round - Group A	W10	28 - 0	24 - 6		2 - 0
	9:30	2	Norway - Argentina	Preliminary Round - Group A	W11	16 - 23	25 - 20	7 - 4	2 - 1
	10:20	1	United States - Mexico	Preliminary Round - Group A	W12	22 - 20	20 - 18		2 - 0
	15:30	1	Australia - Norway	Preliminary Round - Group A	W13	8 - 22	13 - 30		0 - 2
	15:30	2	Mexico - Argentina	Preliminary Round - Group A	W14	18 - 34	12 - 24		0 - 2
	16:20	1	Germany - United States	Preliminary Round - Group A	W15	21 - 10	20 - 12		2 - 0
THU 14 JUL	15:30	1	Norway - Argentina	Semifinal	W16	22 - 16	18 - 16		2 - 0
	16:20	1	Germany - United States	Semifinal	W17	26 - 8	26 - 11		2 - 0
FRI 15 JUL	13:40	1	Mexico - Australia	5th Place Match	W18	17 - 12	19 - 8		2 - 0
	14:30	1	Argentina - United States	Bronze Medal Match	W19	20 - 15	20 - 12		2 - 0
	16:30	1	Norway - Germany	Gold Medal Match	W20	14 - 15	8 - 9		0 - 2

 Timing and Results provided by 

BHAWTEAM4....._C76 21

Report Created FRI 15 JUL 2022 17:08

Page 1 / 2





Tournament Summary

As of FRI 15 JUL 2022

Semifinals

Norway - 2

Match W16
14 JUL

Argentina - 0

Germany - 2

Match W17
14 JUL

United States - 0

Gold Medal Match

Norway - 0

Match W20
15 JUL

Germany - 2

Bronze Medal Match

Argentina - 2

Match W19
15 JUL

United States - 0

Placement 5th/6th

Mexico - 2

Match W18
15 JUL

Australia - 0

Germany - Gold
Norway - Silver

Argentina - Bronze
United States - 4th

Mexico - 5th
Australia - 6th

Final Standings

Medal	Rank	Team
Gold	1	GER - Germany
Silver	2	NOR - Norway
Bronze	3	ARG - Argentina
	4	USA - United States of America
	5	MEX - Mexico
	6	AUS - Australia

Legend:	Diff.	No.	Number	I	Main Round I	II	Main Round II
---------	-------	-----	--------	---	--------------	----	---------------





Medallists (Team)

GOLD	SILVER	BRONZE
GER - Germany Kirsten Sophie WALTER Michelle SCHAFFER Belen GETTWART Isabel KATTNER Lena KLINGLER Katharina FILTER Carolin HUBNER Lucie KRETZSCHMAR Liv SUCHTING Amelie MOLLMANN	NOR - Norway Thea GRANLUND Elisabeth HAMMERSTAD Martine WELFLER Marielle MARTINSEN Hanne OLSVIK Susanne PETERSEN Maren SJAAMO Ine GRIMSRUD Tonje LERSTAD Thina OYESVOLD	ARG - Argentina Agustina MIROTTA Gisella BONOMI Carolina PONCE Fiorella CORIMBERTO Ivana ELIGES Gisela THURMANN Micaela CORIMBERTO Florencia BERICIO Celeste MECCIA Luciana SCORDAMAGLIA



Match No.: 18 Court 1

Start List

MEX - AUS

Referees: Hector ORJUELA (COL) / J. Camilo SALAMANCA (COL)

Technical Delegate A: Garrett PERKINS (USA)
Technical Delegate B: Jerome ROLLAND (FRA)
Timekeeper: Pablo MARTINEZ ISOLA (URU)
Secretary: Luis MONICO OTTADO (URU)

MEX - Mexico

No.	Name	Date of Birth	Competition Statistics						
			MP	Points	1-Pt	2-Pt	SUS	S+D	DR
5	Ana HERNANDEZ	29 NOV 1989	5	2		1/6			
6	Claudia MACIAS	22 JUL 1992	5	47	1/1	23/33			
7	Gabriela SALAZAR	24 JUL 1994	5						
8	Itzel VARGAS	3 AUG 2000	5	58	2/2	28/41			
9	Lucia BERRA	1 JAN 1998	5				1		
10	Fernanda RIVERA	27 JUL 1991	5	7	1/1	3/4			
11	Martha MEJIA	11 APR 1992	5	22		11/18			
12	Edna URESTY	30 JUN 1995	5	53	1/1	26/39			
14	Andrea de LEON	10 DEC 1997	5				2		
15	Adela VALENZUELA	30 JUL 1992	5			0/1			
Head Coach Miguel CONTRERAS									

MEX Played		
PR	GER	0-2
PR	NOR	0-2
PR	AUS	2-0
PR	USA	0-2
PR	ARG	0-2

AUS - Australia

No.	Name	Date of Birth	Competition Statistics						
			MP	Points	1-Pt	2-Pt	SUS	S+D	DR
3	Annabel MILLS	17 JUL 2000	5	12		6/23			
4	Jessie WOOD	17 MAR 1997	5			0/4			
5	Erin STRONG	7 OCT 1990	5						
6	Kaycee CLARK	16 MAR 2002	5	5	1/1	2/10	1		
8	Haylee WILSON	8 FEB 1993	5	13	1/1	6/11	1		
9	Lucy WATKINS	23 MAR 2002	5						
10	Allira HUDSON-GOFERS	17 APR 1982	5	21	1/2	10/21			
11	Aline VIANA	16 JUL 1985	5	13	1/2	6/23			
20	Jessica FALLAH	10 JUL 1999	5	18	2/2	8/21			
23	Amy THOMAS	2 SEP 2000	5						
Head Coach Andrew KELSO									

AUS Played		
PR	ARG	0-2
PR	USA	0-2
PR	MEX	0-2
PR	GER	0-2
PR	NOR	0-2

Legend:							
1-Pt	1-Point Shots	2-Pt	2-Point Shots	PL 5-7	Placement 5-7	DR	Disqualification+Report
MP	Matches played	No.	Uniform Number	PR	Preliminary Round	SUS	1st Suspensions
S+D	2nd Suspensions						

Timing and Results provided by  TISSOT





Match No.: 18 Court 1

Results

Mexico 2 vs 0 Australia

Referees:
Hector ORJUELA (COL)
J. Camilo SALAMANCA (COL)

1st Period: 17 - 12
2nd Period: 19 - 8

MEX - Mexico

Headcoach: Miguel CONTRERAS

Team time outs: 1

No.	Name	Total				Goals / Shots							Punishments		
		Points	Goals	Shots	%	1-Pt All	1-Pt Spin	Spin	In-flight	Specialist	Direct Goal	P6m	SUS	S+D	DR
5	Ana HERNANDEZ	2	1	2	50					1 / 2					
6	Claudia MACIAS	9	5	5	100	1 / 1		2 / 2		2 / 2					
7	Gabriela SALAZAR		0	1	0						0 / 1				
8	Itzel VARGAS	14	7	8	88			4 / 5	1 / 1			2 / 2			
9	Lucia BERRA														
10	Fernanda RIVERA														
11	Martha MEJIA	2	1	5	20			1 / 4	0 / 1						
12	Edna URESTY	9	5	5	100	1 / 1		2 / 2	2 / 2						
14	Andrea de LEON														
15	Adela VALENZUELA														
Totals		36	19	26	73	2 / 2		9 / 13	3 / 4	3 / 4	0 / 1	2 / 2			

No.	Goalkeeper	Total			Saves / Shots						
		Saves	Shots	%	1-Pt All	1-Pt Spin	Spin	In-flight	Specialist	Direct Goal	P6m
7	Gabriela SALAZAR	10	16	63			8 / 11	1 / 4	1 / 1		
15	Adela VALENZUELA	2	6	33			1 / 4	1 / 2			
Totals		12	22	55			9 / 15	2 / 6	1 / 1		


AUS - Australia

Headcoach: Andrew KELSO

Team time outs: 2

No.	Name	Total				Goals / Shots							Punishments		
		Points	Goals	Shots	%	1-Pt All	1-Pt Spin	Spin	In-flight	Specialist	Direct Goal	P6m	SUS	S+D	DR
3	Annabel MILLS	12	6	11	55			3 / 6	3 / 5						
4	Jessie WOOD														
5	Erin STRONG														
6	Kaycee CLARK		0	5	0			0 / 5							
8	Haylee WILSON	2	1	2	50			1 / 2							
9	Lucy WATKINS												1		
10	Allira HUDSON-GOFERS	2	1	6	17	0 / 1		0 / 3	1 / 2						
11	Aline VIANA	4	2	4	50			2 / 4							
20	Jessica FALLAH		0	2	0					0 / 2					
23	Amy THOMAS														
Totals		20	10	30	33	0 / 1		6 / 20	4 / 7	0 / 2			1		

No.	Goalkeeper	Total			Saves / Shots						
		Saves	Shots	%	1-Pt All	1-Pt Spin	Spin	In-flight	Specialist	Direct Goal	P6m
5	Erin STRONG	1	8	13	0 / 1		1 / 5	0 / 1			0 / 1
23	Amy THOMAS	3	15	20	0 / 1		2 / 7	1 / 3	0 / 3		0 / 1
Totals		4	23	17	0 / 2		3 / 12	1 / 4	0 / 3		0 / 2

Timing and Results provided by  TISSOT



Match No.: 18 Court 1

Results

Team Comparison	1st Period				2nd Period			
	Mexico		Australia		Mexico		Australia	
	Goals/Shots	%	Goals/Shots	%	Goals/Shots	%	Goals/Shots	%
In-flight Shots	1 / 2	50	3 / 5	60	2 / 2	100	1 / 2	50
Spin Shots	5 / 8	63	3 / 9	33	4 / 5	80	3 / 11	27
Specialist Shots	2 / 2	100	0 / 1	0	1 / 2	50	0 / 1	0
1-Point Shots	1 / 1	100			1 / 1	100	0 / 1	0
Direct Goal Shots	0 / 1	0						
6-meter Shots					2 / 2	100		
1-Point Spin Shots								



Match No.: 18 Court 1

Results

Mexico 2 vs 0 Australia

Referees:
Hector ORJUELA (COL)
J. Camilo SALAMANCA (COL)

1st Period: 17 - 12
2nd Period: 19 - 8

MEX - Mexico

No.	Name	Technical skills					
		Assists	Steals	Blocked Shots	Received 6m Fouls	Penalty Fouls	Turnovers
5	Ana HERNANDEZ				2		
6	Claudia MACIAS	2					1
7	Gabriela SALAZAR						
8	Itzel VARGAS	1					4
9	Lucia BERRA						
10	Fernanda RIVERA			1			
11	Martha MEJIA						1
12	Edna URESTY						1
14	Andrea de LEON		1				
15	Adela VALENZUELA						
Team							1
Totals		3	1	1	2		8

AUS - Australia

No.	Name	Technical skills					
		Assists	Steals	Blocked Shots	Received 6m Fouls	Penalty Fouls	Turnovers
3	Annabel MILLS						2
4	Jessie WOOD						
5	Erin STRONG						1
6	Kaycee CLARK	3					1
8	Haylee WILSON						1
9	Lucy WATKINS			1		2	
10	Allira HUDSON-GOFERS						1
11	Aline VIANA	1					1
20	Jessica FALLAH	1					1
23	Amy THOMAS						1
Team							
Totals		5		1		2	9

Running Score

MEX - AUS


1st Period

MACIAS C.	2	:	0
	2	:	2
	2	:	4
MACIAS C.	4	:	4
	4	:	6
URESTY E.	6	:	6
	6	:	8
URESTY E.	8	:	8
MEJIA M.	10	:	8
	10	:	10
URESTY E.	12	:	10
MACIAS C.	14	:	10
	14	:	12
MACIAS C.	16	:	12
URESTY E.	17	:	12

2nd Period

MACIAS C.	1	:	0
URESTY E.	3	:	0
	3	:	2
VARGAS I.	5	:	2
HERNANDEZ A.	7	:	2
VARGAS I.	9	:	2
VARGAS I.	11	:	2
	11	:	4
VARGAS I.	13	:	4
	13	:	6
VARGAS I.	15	:	6
	15	:	8
VARGAS I.	17	:	8
VARGAS I.	19	:	8

Legend:							
%	Efficiency	1-Pt	1-Point-Shots	1-Pt Spin	1-Point-Spinshots	DR	Disqualification with Report
GG	Golden Goal	No.	Number	P6m	6m Penalty Shots	Spin	Spinnshots
SUS	1st Suspension	S+D	2nd Suspension				

Timing and Results provided by  TISSOT





Match No.: 19 Court 1

Start List

ARG - USA

Referees: Laura BUCHON PEREA (ESP) / Patricia del VALLE ENCUESTRA (ESP)

Technical Delegate A: Emir BESLIJA (MNE)
 Technical Delegate B: Luiz Filipe CALDAS (BRA)
 Timekeeper: Nichlas NYGAARD (DEN)
 Secretary: Jonas PRIMDAHL (DEN)

ARG - Argentina

No.	Name	Date of Birth	Competition Statistics						
			MP	Points	1-Pt	2-Pt	SUS	S+D	DR
2	Agustina MIROTTA	10 AUG 1995	6	68	2/2	33/52			
3	Gisella BONOMI	19 MAR 2000	6	77	3/4	37/41			
4	Carolina PONCE	15 MAY 2000	6	14		7/12			
5	Fiorella CORIMBERTO	29 AUG 2001	6	72		36/40			
6	Ivana ELIGES	14 OCT 1983	6	24		12/16			
7	Gisela THURMANN	29 JUN 1988	6				1		
8	Micaela CORIMBERTO	29 AUG 2001	6	2		1/1			
12	Florencia BERICIO	21 SEP 1989	6	6		3/4			
13	Celeste MECCIA	26 MAY 1986	6	14		7/10			
20	Luciana SCORDAMAGLIA	17 JUL 1994	6			0/1	3	1	

ARG Played		
PR	AUS	2-0
PR	GER	1-2
PR	USA	2-0
PR	NOR	1-2
PR	MEX	2-0
SF	NOR	0-2

Head Coach Salvador COMPARONE

USA - United States

No.	Name	Date of Birth	Competition Statistics						
			MP	Points	1-Pt	2-Pt	SUS	S+D	DR
3	Courtney HEELEY	18 MAR 1992	6	27	1/1	13/27			
5	Renee SNYDER	15 DEC 1980	6	32		16/35			
6	Christine MANSOUR	30 MAY 1993	6	78	2/2	38/57			
8	Cedar BELLOWS	15 OCT 1992	6				3	1	
9	Kimberly POPP	6 JUL 1986	6	2		1/2			
10	Cecilia AGRAZ	29 JAN 1991	6				1		
12	Emma JOHNSON	26 FEB 1997	6						
13	Isabelle GOSAR	15 MAR 1995	6				2	1	
14	Ashley van RYN	4 AUG 1986	6	34	0/1	17/40			
16	Staci SELF	6 FEB 1985	6						

USA Played		
PR	NOR	0-2
PR	AUS	2-0
PR	ARG	0-2
PR	MEX	2-0
PR	GER	0-2
SF	GER	0-2

Head Coach Lisa DUNN

Legend:							
1-Pt	1-Point Shots	2-Pt	2-Point Shots	PL 5-7	Placement 5-7	DR	Disqualification+Report
MP	Matches played	No.	Uniform Number	PR	Preliminary Round	SF	Semifinal
SUS	1st Suspensions	S+D	2nd Suspensions				

Timing and Results provided by  TISSOT





Match No.: 19 Court 1

Results

Argentina 2 vs 0 United States of America

Referees:
Laura BUCHON PEREA (ESP)
Patricia del VALLE ENCUESTRA (ESP)

1st Period: 20 - 15
2nd Period: 20 - 12

ARG - Argentina

Headcoach: Salvador COMPARONE

No.	Name	Total				Goals / Shots						Punishments			
		Points	Goals	Shots	%	1-Pt All	1-Pt Spin	Spin	In-flight	Specialist	Direct Goal	P6m	SUS	S+D	DR
2	Agustina MIROTTA	14	7	8	88				7 / 8						
3	Gisella BONOMI	8	4	9	44			3 / 7	1 / 2						
4	Carolina PONCE	6	3	4	75					3 / 4					
5	Fiorella CORIMBERTO	6	3	8	38			1 / 4	2 / 4						
6	Ivana ELIGES	2	1	2	50					1 / 2					
7	Gisela THURMANN														
8	Micaela CORIMBERTO														
12	Florencia BERICIO														
13	Celeste MECCIA	4	2	2	100							2 / 2			
20	Luciana SCORDAMAGLIA														
Totals		40	20	33	61			4 / 11	10 / 14	4 / 6		2 / 2			

No.	Goalkeeper	Total			Saves / Shots							
		Saves	Shots	%	1-Pt All	1-Pt Spin	Spin	In-flight	Specialist	Direct Goal	P6m	
12	Florencia BERICIO	7	21	33	1 / 2		4 / 7	2 / 8				0 / 4
Totals		7	21	33	1 / 2		4 / 7	2 / 8				0 / 4


USA - United States

Headcoach: Lisa DUNN

Team time outs: 2

No.	Name	Total				Goals / Shots						Punishments			
		Points	Goals	Shots	%	1-Pt All	1-Pt Spin	Spin	In-flight	Specialist	Direct Goal	P6m	SUS	S+D	DR
3	Courtney HEELEY	2	1	1	100			1 / 1							
5	Renee SNYDER	2	1	9	11			1 / 8	0 / 1						
6	Christine MANSOUR	12	6	8	75	0 / 1			2 / 3			4 / 4			
8	Cedar BELLOWS												1		
9	Kimberly POPP														
10	Cecilia AGRAZ														
12	Emma JOHNSON														
13	Isabelle GOSAR														
14	Ashley van RYN	11	6	9	67	1 / 2		1 / 3	4 / 4						
16	Staci SELF		0	1	0							0 / 1			
Totals		27	14	28	50	1 / 3		3 / 12	6 / 8			0 / 1	4 / 4	1	

No.	Goalkeeper	Total			Saves / Shots							
		Saves	Shots	%	1-Pt All	1-Pt Spin	Spin	In-flight	Specialist	Direct Goal	P6m	
12	Emma JOHNSON	3	9	33			1 / 1	1 / 4	1 / 3			0 / 1
16	Staci SELF	9	23	39			6 / 10	2 / 9	1 / 3			0 / 1
Totals		12	32	38			7 / 11	3 / 13	2 / 6			0 / 2

Timing and Results provided by 






Match No.: 19 Court 1

Results

Team Comparison	1st Period				2nd Period			
	Argentina		United States of America		Argentina		United States of America	
	Goals/Shots	%	Goals/Shots	%	Goals/Shots	%	Goals/Shots	%
In-flight Shots	7 / 9	78	3 / 4	75	3 / 5	60	3 / 4	75
Spin Shots	0 / 2	0	1 / 5	20	4 / 9	44	2 / 7	29
Specialist Shots	2 / 3	67			2 / 3	67		
1-Point Shots			1 / 3	33				
Direct Goal Shots							0 / 1	0
6-meter Shots	1 / 1	100	3 / 3	100	1 / 1	100	1 / 1	100
1-Point Spin Shots								

Timing and Results provided by  TISSOT





Match No.: 19 Court 1

Results

Argentina 2 vs 0 United States of America

Referees:
Laura BUCHON PEREA (ESP)
Patricia del VALLE ENCUESTRA (ESP)

1st Period: 20 - 15
2nd Period: 20 - 12

ARG - Argentina

No.	Name	Technical skills					
		Assists	Steals	Blocked Shots	Received 6m Fouls	Penalty Fouls	Turnovers
2	Agustina MIROTTA	1					
3	Gisella BONOMI	1					
4	Carolina PONCE					1	1
5	Fiorella CORIMBERTO	2					
6	Ivana ELIGES				1		2
7	Gisela THURMANN			1			
8	Micaela CORIMBERTO						
12	Florencia BERICIO	1					
13	Celeste MECCIA		1	2		4	
20	Luciana SCORDAMAGLIA		2	1			
Team							1
Totals		5	3	4	1	5	4

Running Score

ARG - USA

1st Period

0 : 1	VAN RYN A.
2 : 1	CORIMBERTO F.
4 : 1	MIROTTA A.
6 : 1	PONCE C.
6 : 3	MANSOUR C.
8 : 3	PONCE C.
8 : 5	MANSOUR C.
8 : 7	MANSOUR C.
10 : 7	CORIMBERTO F.
10 : 9	MANSOUR C.
12 : 9	MIROTTA A.
12 : 11	SNYDER R.
14 : 11	MECCIA C.
16 : 11	MIROTTA A.
16 : 13	MANSOUR C.
18 : 13	MIROTTA A.
20 : 13	MIROTTA A.
20 : 15	VAN RYN A.

USA - United States

No.	Name	Technical skills					
		Assists	Steals	Blocked Shots	Received 6m Fouls	Penalty Fouls	Turnovers
3	Courtney HEELEY				1		2
5	Renee SNYDER						1
6	Christine MANSOUR				2		3
8	Cedar BELLOWS			1		1	
9	Kimberly POPP						1
10	Cecilia AGRAZ						
12	Emma JOHNSON						
13	Isabelle GOSAR				1		
14	Ashley van RYN	2			1		3
16	Staci SELF						
Team							
Totals		2		1	5	1	10

2nd Period

2 : 0	MECCIA C.
4 : 0	MIROTTA A.
6 : 0	CORIMBERTO F.
6 : 2	VAN RYN A.
6 : 4	VAN RYN A.
8 : 4	BONOMI G.
10 : 4	BONOMI G.
12 : 4	PONCE C.
14 : 4	BONOMI G.
14 : 6	VAN RYN A.
16 : 6	ELIGES I.
16 : 8	VAN RYN A.
18 : 8	BONOMI G.
18 : 10	MANSOUR C.
20 : 10	MIROTTA A.
20 : 12	HEELEY C.

Legend:	% Efficiency	1-Pt No.	1-Point-Shots Number	1-Pt Spin P6m	1-Point-Spinshots 6m Penalty Shots	DR Spin	Disqualification with Report Spinshots
	GG Golden Goal	S+D	2nd Suspension				
	SUS 1st Suspension						

Timing and Results provided by TISSOT





Match No.: 20 Court 1

Start List

NOR - GER

Referees: Boris MANDAK (SVK) / Mario RUDINSKY (SVK)

Technical Delegate A: Agnieszka SKOWRONEK (POL)
Technical Delegate B: Chatchai SANGSKEELUX (THA)
Timekeeper: Hector ORJUELA (COL)
Secretary: J. Camilo SALAMANCA (COL)

NOR - Norway

No.	Name	Date of Birth	Competition Statistics							
			MP	Points	1-Pt	2-Pt	SUS	S+D	DR	
1	Thea GRANLUND	12 JUL 1995	6							
3	Elisabeth HAMMERSTAD	27 JUN 1993	6	4		2/3		1		
4	Martine WELFLER	27 OCT 1991	6	88	2/2	43/54				
5	Marielle MARTINSEN	14 FEB 1995	6	76	4/4	36/48				
6	Hanne OLSVIK	9 OCT 2000	6	6		3/5				
8	Susanne PETERSEN	17 SEP 1996	6	14		7/11		1		
10	Maren SJAAMO	9 JAN 2001	6	36		18/29				
14	Ine GRIMSRUD	28 MAR 2001	6	28		14/22				
16	Tonje LERSTAD	9 OCT 1996	6	2		1/3		1		
19	Thina OYESVOLD	7 OCT 2000	6	7	1/1	3/6				
Head Coach Eskil ANDREASSEN										

NOR Played		
PR	USA	2-0
PR	MEX	2-0
PR	GER	1-2
PR	ARG	2-1
PR	AUS	2-0
SF	ARG	2-0

GER - Germany

No.	Name	Date of Birth	Competition Statistics							
			MP	Points	1-Pt	2-Pt	SUS	S+D	DR	
5	Kirsten Sophie WALTER	21 FEB 1996	6	4		2/2		3		
6	Michelle SCHAFER	19 NOV 2003	6	46		23/31				
8	Belen GETTWART	15 MAR 2002	6	30		15/18				
10	Isabel KATTNER	17 OCT 2000	6	59	1/1	29/42				
17	Lena KLINGLER	3 OCT 2000	6	41	1/1	20/38				
20	Katharina FILTER	4 FEB 1999	6	4		2/5				
26	Carolin HUBNER	5 JUN 2004	6	8		4/6				
33	Lucie KRETZSCHMAR	7 AUG 2000	6	7	1/1	3/3				
34	Liv SUCHTING	29 MAY 2000	6					4		
66	Amelie MOLLMANN	22 MAY 2001	6	91	1/1	45/60				
Head Coach Alexander NOVAKOVIC										

GER Played		
PR	MEX	2-0
PR	ARG	2-1
PR	NOR	2-1
PR	AUS	2-0
PR	USA	2-0
SF	USA	2-0

Legend:							
1-Pt	1-Point Shots	2-Pt	2-Point Shots	PL 5-7	Placement 5-7	DR	Disqualification+Report
MP	Matches played	No.	Uniform Number	PR	Preliminary Round	SF	Semifinal
SUS	1st Suspensions	S+D	2nd Suspensions				

Timing and Results provided by  TISSOT





Match No.: 20 Court 1

Results

Norway 0 vs 2 Germany

Referees:
Boris MANDAK (SVK)
Mario RUDINSKY (SVK)

1st Period: 14 - 15
2nd Period: 8 - 9

NOR - Norway

Headcoach: Eskil ANDREASSEN

Team time outs: 2

No.	Name	Total				Goals / Shots						Punishments			
		Points	Goals	Shots	%	1-Pt All	1-Pt Spin	Spin	In-flight	Specialist	Direct Goal	P6m	SUS	S+D	DR
1	Thea GRANLUND														
3	Elisabeth HAMMERSTAD														
4	Martine WELFLER	4	2	4	50			2 / 4							
5	Marielle MARTINSEN	4	2	4	50			2 / 3				0 / 1	1	1	
6	Hanne OLSVIK														
8	Susanne PETTERSEN		0	1	0							0 / 1			
10	Maren SJAAMO	14	7	10	70					7 / 10					
14	Ine GRIMSRUD		0	1	0	0 / 1									
16	Tonje LERSTAD														
19	Thina OYESVOLD		0	1	0	0 / 1									
Totals		22	11	21	52	0 / 2		4 / 7		7 / 10		0 / 2	1	1	

No.	Goalkeeper	Total			Saves / Shots						
		Saves	Shots	%	1-Pt All	1-Pt Spin	Spin	In-flight	Specialist	Direct Goal	P6m
16	Tonje LERSTAD	9	22	41	2 / 4		6 / 14	0 / 1	0 / 1		1 / 2
Totals		9	22	41	2 / 4		6 / 14	0 / 1	0 / 1		1 / 2

GER - Germany

Headcoach: Alexander NOVAKOVIC

Team time outs: 2

No.	Name	Total				Goals / Shots						Punishments			
		Points	Goals	Shots	%	1-Pt All	1-Pt Spin	Spin	In-flight	Specialist	Direct Goal	P6m	SUS	S+D	DR
5	Kirsten Sophie WALTER														
6	Michelle SCHAFER	2	1	2	50					1 / 2					
8	Belen GETTWART														
10	Isabel KATTNER	7	4	6	67	1 / 2		2 / 3	1 / 1						
17	Lena KLINGLER	2	1	5	20	0 / 1		1 / 4							
20	Katharina FILTER														
26	Carolin HUBNER														
33	Lucie KRETZSCHMAR	2	1	2	50							1 / 2			
34	Liv SUCHTING														
66	Amelie MOLLMANN	11	6	11	55	1 / 1		5 / 10							
Totals		24	13	26	50	2 / 4		8 / 17	1 / 1	1 / 2		1 / 2			

No.	Goalkeeper	Total			Saves / Shots						
		Saves	Shots	%	1-Pt All	1-Pt Spin	Spin	In-flight	Specialist	Direct Goal	P6m
20	Katharina FILTER	8	19	42	1 / 1		2 / 6		3 / 10		2 / 2
Totals		8	19	42	1 / 1		2 / 6		3 / 10		2 / 2

Timing and Results provided by  TISSOT

BHAWTEAM4-----FNL-000100--_C73 2

Report Created FRI 15 JUL 2022 17:07

Page 1 / 3






Match No.: 20 Court 1

Results

Team Comparison	1st Period				2nd Period			
	Norway		Germany		Norway		Germany	
	Goals/Shots	%	Goals/Shots	%	Goals/Shots	%	Goals/Shots	%
In-flight Shots							1 / 1	100
Spin Shots	2 / 2	100	5 / 7	71	2 / 5	40	3 / 10	30
Specialist Shots	5 / 8	63	1 / 2	50	2 / 2	100		
1-Point Shots	0 / 1	0	1 / 1	100	0 / 1	0	1 / 3	33
Direct Goal Shots								
6-meter Shots			1 / 1	100	0 / 2	0	0 / 1	0
1-Point Spin Shots								

Timing and Results provided by  TISSOT



Match No.: 20 Court 1

Results

Norway 0 vs 2 Germany

Referees:
Boris MANDAK (SVK)
Mario RUDINSKY (SVK)

1st Period: 14 - 15
2nd Period: 8 - 9

NOR - Norway

No.	Name	Technical skills					
		Assists	Steals	Blocked Shots	Received 6m Fouls	Penalty Fouls	Turnovers
1	Thea GRANLUND						
3	Elisabeth HAMMERSTAD						
4	Martine WELFLER						2
5	Marielle MARTINSEN				2	2	2
6	Hanne OLSVIK						
8	Susanne PETTERSEN		1	1			1
10	Maren SJAAMO						2
14	Ine GRIMSRUD	3					2
16	Tonje LERSTAD						
19	Thina OYESVOLD						1
Team							
Totals		3	1	1	2	2	10

GER - Germany

No.	Name	Technical skills					
		Assists	Steals	Blocked Shots	Received 6m Fouls	Penalty Fouls	Turnovers
5	Kirsten Sophie WALTER		1			2	
6	Michelle SCHAFER						2
8	Belen GETTWART						
10	Isabel KATTNER				1		2
17	Lena KLINGLER	2					2
20	Katharina FILTER						
26	Carolin HUBNER						
33	Lucie KRETZSCHMAR		1				
34	Liv SUCHTING		1	1			
66	Amelie MOLLMANN	1			1		3
Team							1
Totals		3	3	1	2	2	10

Running Score

NOR - GER

1st Period

WELFLER M.	2 : 0	
	2 : 2	MOLLMANN A.
SJAAMO M.	4 : 2	
	4 : 4	MOLLMANN A.
SJAAMO M.	6 : 4	
	6 : 6	MOLLMANN A.
	6 : 8	MOLLMANN A.
SJAAMO M.	8 : 8	
SJAAMO M.	10 : 8	
	10 : 10	KLINGLER L.
MARTINSEN M.	12 : 10	
	12 : 12	KRETZSCHMAR L.
	12 : 14	SCHAFER M.
SJAAMO M.	14 : 14	
	14 : 15	KATTNER I.

2nd Period

	0 : 2	KATTNER I.
	0 : 4	MOLLMANN A.
SJAAMO M.	2 : 4	
MARTINSEN M.	4 : 4	
SJAAMO M.	6 : 4	
	6 : 6	KATTNER I.
	6 : 8	KATTNER I.
WELFLER M.	8 : 8	
	8 (GG) 9	MOLLMANN A.

Legend:							
%	Efficiency	1-Pt	1-Point-Shots	1-Pt Spin	1-Point-Spinshots	DR	Disqualification with Report
GG	Golden Goal	No.	Number	P6m	6m Penalty Shots	Spin	Spinnshots
SUS	1st Suspension	S+D	2nd Suspension				

Timing and Results provided by  TISSOT

BHAWTEAM4-----FNL-000100--_C73 2

Report Created FRI 15 JUL 2022 17:07

Page 3 / 3





Match No.: 16 Court 1

Start List

NOR - ARG

Referees: Tea LACKOVIC (CRO) / Natasa VISNJIC (CRO)

Technical Delegate A: Jerome ROLLAND (FRA)
Technical Delegate B: Garrett PERKINS (USA)
Timekeeper: Laura BUCHON PEREA (ESP)
Secretary: Patricia del VALLE ENCUESTRA (ESP)

NOR - Norway

No.	Name	Date of Birth	Competition Statistics						
			MP	Points	1-Pt	2-Pt	SUS	S+D	DR
1	Thea GRANLUND	12 JUL 1995	5						
3	Elisabeth HAMMERSTAD	27 JUN 1993	5	4		2/3	1		
4	Martine WELFLER	27 OCT 1991	5	81	1/1	40/48			
5	Marielle MARTINSEN	14 FEB 1995	5	57	3/3	27/36			
6	Hanne OLSVIK	9 OCT 2000	5	6		3/5			
8	Susanne PETERSEN	17 SEP 1996	5	14		7/11			
10	Maren SJAAMO	9 JAN 2001	5	32		16/24			
14	Ine GRIMSRUD	28 MAR 2001	5	18		9/16			
16	Tonje LERSTAD	9 OCT 1996	5	2		1/2	1		
19	Thina OYESVOLD	7 OCT 2000	5	7	1/1	3/6			
Head Coach Eskil ANDREASSEN									

NOR Played		
PR	USA	2-0
PR	MEX	2-0
PR	GER	1-2
PR	ARG	2-1
PR	AUS	2-0

ARG - Argentina

No.	Name	Date of Birth	Competition Statistics						
			MP	Points	1-Pt	2-Pt	SUS	S+D	DR
2	Agustina MIROTTA	10 AUG 1995	5	56	2/2	27/40			
3	Gisella BONOMI	19 MAR 2000	5	73	3/4	35/38			
4	Carolina PONCE	15 MAY 2000	5	14		7/10			
5	Fiorella CORIMBERTO	29 AUG 2001	5	60		30/34			
6	Ivana ELIGES	14 OCT 1983	5	20		10/13			
7	Gisela THURMANN	29 JUN 1988	5				1		
8	Micaela CORIMBERTO	29 AUG 2001	5	2		1/1			
12	Florencia BERICIO	21 SEP 1989	5	6		3/4			
13	Celeste MECCIA	26 MAY 1986	5	14		7/9			
20	Luciana SCORDAMAGLIA	17 JUL 1994	5			0/1	2		

ARG Played		
PR	AUS	2-0
PR	GER	1-2
PR	USA	2-0
PR	NOR	1-2
PR	MEX	2-0

Legend:							
1-Pt	1-Point Shots	2-Pt	2-Point Shots	PL 5-7	Placement 5-7	DR	Disqualification+Report
MP	Matches played	No.	Uniform Number	PR	Preliminary Round	SUS	1st Suspensions
S+D	2nd Suspensions						

Timing and Results provided by 



Match No.: 16 Court 1

Results

Norway 2 vs 0 Argentina

Referees:
Tea LACKOVIC (CRO)
Natasa VISNJIC (CRO)

1st Period: 22 - 16
2nd Period: 18 - 16

NOR - Norway

Headcoach: Eskil ANDREASSEN

Team time outs: 1

No.	Name	Total				Goals / Shots						Punishments			
		Points	Goals	Shots	%	1-Pt All	1-Pt Spin	Spin	In-flight	Specialist	Direct Goal	P6m	SUS	S+D	DR
1	Thea GRANLUND														
3	Elisabeth HAMMERSTAD														
4	Martine WELFLER	7	4	7	57	1 / 1		3 / 6							
5	Marielle MARTINSEN	19	10	13	77	1 / 1		7 / 8	0 / 1			2 / 3			
6	Hanne OLSVIK														
8	Susanne PETTERSEN												1		
10	Maren SJAAMO	4	2	5	40					2 / 5					
14	Ine GRIMSRUD	10	5	6	83			3 / 4		2 / 2					
16	Tonje LERSTAD		0	1	0						0 / 1				
19	Thina OYESVOLD														
Totals		40	21	32	66	2 / 2		13 / 18	0 / 1	4 / 7	0 / 1	2 / 3	1		

No.	Goalkeeper	Total			Saves / Shots							
		Saves	Shots	%	1-Pt All	1-Pt Spin	Spin	In-flight	Specialist	Direct Goal	P6m	
1	Thea GRANLUND	0	2	0				0 / 1				0 / 1
16	Tonje LERSTAD	8	22	36			1 / 4	4 / 10	2 / 4			1 / 4
Totals		8	24	33			1 / 4	4 / 11	2 / 4			1 / 5


ARG - Argentina

Headcoach: Salvador COMPARONE

Team time outs: 2

No.	Name	Total				Goals / Shots						Punishments			
		Points	Goals	Shots	%	1-Pt All	1-Pt Spin	Spin	In-flight	Specialist	Direct Goal	P6m	SUS	S+D	DR
2	Agustina MIROTTA	12	6	12	50			2 / 3	4 / 9						
3	Gisella BONOMI	4	2	3	67			0 / 1	2 / 2						
4	Carolina PONCE		0	2	0					0 / 2					
5	Fiorella CORIMBERTO	12	6	6	100			1 / 1	1 / 1			4 / 4			
6	Ivana ELIGES	4	2	3	67					2 / 3					
7	Gisela THURMANN														
8	Micaela CORIMBERTO														
12	Florencia BERICIO														
13	Celeste MECCIA		0	1	0							0 / 1			
20	Luciana SCORDAMAGLIA												1	1	
Totals		32	16	27	59			3 / 5	7 / 12	2 / 5		4 / 5	1	1	

No.	Goalkeeper	Total			Saves / Shots						
		Saves	Shots	%	1-Pt All	1-Pt Spin	Spin	In-flight	Specialist	Direct Goal	P6m
12	Florencia BERICIO	9	30	30	0 / 2		5 / 18	1 / 1	1 / 5	1 / 1	1 / 3
Totals		9	30	30	0 / 2		5 / 18	1 / 1	1 / 5	1 / 1	1 / 3


Timing and Results provided by  TISSOT



Match No.: 16 Court 1

Results

Team Comparison	1st Period				2nd Period			
	Norway		Argentina		Norway		Argentina	
	Goals/Shots	%	Goals/Shots	%	Goals/Shots	%	Goals/Shots	%
In-flight Shots	0 / 1	0	2 / 6	33			5 / 6	83
Spin Shots	8 / 8	100	2 / 4	50	5 / 10	50	1 / 1	100
Specialist Shots	2 / 4	50	2 / 2	100	2 / 3	67	0 / 3	0
1-Point Shots	2 / 2	100						
Direct Goal Shots	0 / 1	0						
6-meter Shots			2 / 3	67	2 / 3	67	2 / 2	100
1-Point Spin Shots								

Timing and Results provided by  TISSOT



Match No.: 16 Court 1

Results

Norway 2 vs 0 Argentina

Referees:
Tea LACKOVIC (CRO)
Natasa VISNJIC (CRO)

1st Period: 22 - 16
2nd Period: 18 - 16

NOR - Norway

No.	Name	Technical skills					
		Assists	Steals	Blocked Shots	Received 6m Fouls	Penalty Fouls	Turnovers
1	Thea GRANLUND						
3	Elisabeth HAMMERSTAD					2	
4	Martine WELFLER	1					3
5	Marielle MARTINSEN				2	1	
6	Hanne OLSVIK						
8	Susanne PETTERSEN					2	
10	Maren SJAAMO						
14	Ine GRIMSRUD	1			1		1
16	Tonje LERSTAD						
19	Thina OYESVOLD						
Team							1
Totals		2			3	5	5

Running Score

NOR - ARG

1st Period

0 : 2	CORIMBERTO F.
SJAAMO M. 2 : 2	
2 : 4	ELIGES I.
GRIMSRUD I. 4 : 4	
4 : 6	ELIGES I.
SJAAMO M. 6 : 6	
6 : 8	MIROTTA A.
MARTINSEN M. 8 : 8	
WELFLER M. 10 : 8	
10 : 10	CORIMBERTO F.
MARTINSEN M. 12 : 10	
12 : 12	MIROTTA A.
WELFLER M. 14 : 12	
GRIMSRUD I. 16 : 12	
16 : 14	MIROTTA A.
MARTINSEN M. 18 : 14	
18 : 16	CORIMBERTO F.
MARTINSEN M. 20 : 16	
MARTINSEN M. 21 : 16	
WELFLER M. 22 : 16	

ARG - Argentina

No.	Name	Technical skills					
		Assists	Steals	Blocked Shots	Received 6m Fouls	Penalty Fouls	Turnovers
2	Agustina MIROTTA	2			2		
3	Gisella BONOMI				1		2
4	Carolina PONCE				1		
5	Fiorella CORIMBERTO	4					3
6	Ivana ELIGES				1		2
7	Gisela THURMANN		1				
8	Micaela CORIMBERTO						
12	Florencia BERICIO						
13	Celeste MECCIA						
20	Luciana SCORDAMAGLIA					3	
Team							
Totals		6	1		5	3	7

2nd Period

MARTINSEN M. 2 : 0	
2 : 2	BONOMI G.
MARTINSEN M. 4 : 2	
4 : 4	MIROTTA A.
MARTINSEN M. 6 : 4	
6 : 6	MIROTTA A.
GRIMSRUD I. 8 : 6	
8 : 8	CORIMBERTO F.
8 : 10	CORIMBERTO F.
MARTINSEN M. 10 : 10	
10 : 12	BONOMI G.
GRIMSRUD I. 12 : 12	
WELFLER M. 14 : 12	
14 : 14	CORIMBERTO F.
14 : 16	MIROTTA A.
GRIMSRUD I. 16 : 16	
MARTINSEN M. 18 (GG) 16	

Legend:							
%	Efficiency	1-Pt	1-Point-Shots	1-Pt Spin	1-Point-Spinshots	DR	Disqualification with Report
GG	Golden Goal	No.	Number	P6m	6m Penalty Shots	Spin	Spinnshots
SUS	1st Suspension	S+D	2nd Suspension				

Timing and Results provided by  TISSOT



Match No.: 17 Court 1

Start List

GER - USA

Referees: Hector ORJUELA (COL) / J. Camilo SALAMANCA (COL)

Technical Delegate A: Luiz Filipe CALDAS (BRA)

Technical Delegate B: Emir BESLIJA (MNE)

Timekeeper: Josue RESENDIZ (MEX)

Secretary: Jesus RUIZ (MEX)

GER - Germany

No.	Name	Date of Birth	Competition Statistics							
			MP	Points	1-Pt	2-Pt	SUS	S+D	DR	
5	Kirsten Sophie WALTER	21 FEB 1996	5	4						
6	Michelle SCHAFER	19 NOV 2003	5	36		18/25				
8	Belen GETTWART	15 MAR 2002	5	30		15/18				
10	Isabel KATTNER	17 OCT 2000	5	49	1/1	24/35				
17	Lena KLINGLER	3 OCT 2000	5	35	1/1	17/31				
20	Katharina FILTER	4 FEB 1999	5	4		2/4				
26	Carolin HUBNER	5 JUN 2004	5	4		2/3				
33	Lucie KRETZSCHMAR	7 AUG 2000	5	5	1/1	2/2				
34	Liv SUCHTING	29 MAY 2000	5					3		
66	Amelie MOLLMANN	22 MAY 2001	5	71	1/1	35/48				
Head Coach Alexander NOVAKOVIC										


GER Played		
PR	MEX	2-0
PR	ARG	2-1
PR	NOR	2-1
PR	AUS	2-0
PR	USA	2-0

USA - United States

No.	Name	Date of Birth	Competition Statistics							
			MP	Points	1-Pt	2-Pt	SUS	S+D	DR	
3	Courtney HEELEY	18 MAR 1992	5	24		12/21				
5	Renee SNYDER	15 DEC 1980	5	24		12/30				
6	Christine MANSOUR	30 MAY 1993	5	74	2/2	36/52				
8	Cedar BELLOWS	15 OCT 1992	5					2		
9	Kimberly POPP	6 JUL 1986	5							
10	Cecilia AGRAZ	29 JAN 1991	5					1		
12	Emma JOHNSON	26 FEB 1997	5							
13	Isabelle GOSAR	15 MAR 1995	5					1	1	
14	Ashley van RYN	4 AUG 1986	5	32	0/1	16/36				
16	Staci SELF	6 FEB 1985	5							
Head Coach Lisa DUNN										

USA Played		
PR	NOR	0-2
PR	AUS	2-0
PR	ARG	0-2
PR	MEX	2-0
PR	GER	0-2

Legend:							
1-Pt	1-Point Shots	2-Pt	2-Point Shots	PL 5-7	Placement 5-7	DR	Disqualification+Report
MP	Matches played	No.	Uniform Number	PR	Preliminary Round	SUS	1st Suspensions
S+D	2nd Suspensions						

Timing and Results provided by  TISSOT





Match No.: 17 Court 1

Results

Germany 2 vs 0 United States of America

Referees:
Hector ORJUOLA (COL)
J. Camilo SALAMANCA (COL)

1st Period: 26 - 8
2nd Period: 26 - 11

GER - Germany

Headcoach: Alexander NOVAKOVIC

No.	Name	Total				Goals / Shots							Punishments			
		Points	Goals	Shots	%	1-Pt All	1-Pt Spin	Spin	In-flight	Specialist	Direct Goal	P6m	SUS	S+D	DR	
5	Kirsten Sophie WALTER															
6	Michelle SCHAFER	10	5	6	83					5 / 6						
8	Belen GETTWART															
10	Isabel KATTNER	10	5	7	71			5 / 7								
17	Lena KLINGLER	6	3	7	43			1 / 3				2 / 4				
20	Katharina FILTER		0	1	0						0 / 1					
26	Carolin HUBNER	4	2	3	67			1 / 2	1 / 1							
33	Lucie KRETZSCHMAR	2	1	1	100							1 / 1				
34	Liv SUCHTING													1		
66	Amelie MOLLMANN	20	10	12	83			10 / 12								
Totals		52	26	37	70			17 / 24	1 / 1	5 / 6	0 / 1	3 / 5	1			

No.	Goalkeeper	Total				Saves / Shots						
		Saves	Shots	%	1-Pt All	1-Pt Spin	Spin	In-flight	Specialist	Direct Goal	P6m	
20	Katharina FILTER	11	21	52	0 / 1		2 / 6	4 / 7	4 / 6			1 / 1
Totals		11	21	52	0 / 1		2 / 6	4 / 7	4 / 6			1 / 1


USA - United States

Headcoach: Lisa DUNN

Team time outs: 2

No.	Name	Total				Goals / Shots							Punishments			
		Points	Goals	Shots	%	1-Pt All	1-Pt Spin	Spin	In-flight	Specialist	Direct Goal	P6m	SUS	S+D	DR	
3	Courtney HEELEY	3	2	7	29	1 / 1			0 / 2	1 / 4						
5	Renee SNYDER	8	4	5	80			4 / 5								
6	Christine MANSOUR	4	2	5	40			0 / 2	2 / 2			0 / 1				
8	Cedar BELLOWS												1	1		
9	Kimberly POPP	2	1	2	50					1 / 2						
10	Cecilia AGRAZ															
12	Emma JOHNSON															
13	Isabelle GOSAR												1			
14	Ashley van RYN	2	1	4	25				1 / 4							
16	Staci SELF															
Totals		19	10	23	43	1 / 1		4 / 7	3 / 8	2 / 6		0 / 1	2	1		

No.	Goalkeeper	Total				Saves / Shots						
		Saves	Shots	%	1-Pt All	1-Pt Spin	Spin	In-flight	Specialist	Direct Goal	P6m	
12	Emma JOHNSON	7	25	28			7 / 19	0 / 1	0 / 2			0 / 3
16	Staci SELF	0	8	0			0 / 5		0 / 3			
Totals		7	33	21			7 / 24	0 / 1	0 / 5			0 / 3

Timing and Results provided by  TISSOT



Match No.: 17 Court 1

Results

Team Comparison	1st Period				2nd Period			
	Germany		United States of America		Germany		United States of America	
	Goals/Shots	%	Goals/Shots	%	Goals/Shots	%	Goals/Shots	%
In-flight Shots			1 / 3	33	1 / 1	100	2 / 5	40
Spin Shots	11 / 15	73	2 / 4	50	6 / 9	67	2 / 3	67
Specialist Shots	2 / 2	100	1 / 3	33	3 / 4	75	1 / 3	33
1-Point Shots							1 / 1	100
Direct Goal Shots	0 / 1	0						
6-meter Shots	0 / 1	0			3 / 4	75	0 / 1	0
1-Point Spin Shots								



Match No.: 17 Court 1

Results

Germany 2 vs 0 United States of America

Referees:
Hector ORJUOLA (COL)
J. Camilo SALAMANCA (COL)

1st Period: 26 - 8
2nd Period: 26 - 11

GER - Germany

No.	Name	Technical skills					
		Assists	Steals	Blocked Shots	Received 6m Fouls	Penalty Fouls	Turnovers
5	Kirsten Sophie WALTER		2				
6	Michelle SCHAFER				2		
8	Belen GETTWARD						
10	Isabel KATTNER				2		1
17	Lena KLINGLER	2					
20	Katharina FILTER						1
26	Carolin HUBNER				1		1
33	Lucie KRETZSCHMAR		1	1			1
34	Liv SUCHTING					1	
66	Amelie MOLLMANN	1					
Team							
Totals		3	3	1	5	1	4

Running Score

GER - USA

1st Period

MOLLMANN A.	2 : 0	
	2 : 2	SNYDER R.
MOLLMANN A.	4 : 2	
SCHAFAER M.	6 : 2	
KATTNER I.	8 : 2	
	8 : 4	SNYDER R.
KATTNER I.	10 : 4	
SCHAFAER M.	12 : 4	
KLINGLER L.	14 : 4	
	14 : 6	HEELEY C.
MOLLMANN A.	16 : 6	
MOLLMANN A.	18 : 6	
HUBNER C.	20 : 6	
MOLLMANN A.	22 : 6	
	22 : 8	MANSOUR C.
MOLLMANN A.	24 : 8	
MOLLMANN A.	26 : 8	


USA - United States

No.	Name	Technical skills					
		Assists	Steals	Blocked Shots	Received 6m Fouls	Penalty Fouls	Turnovers
3	Courtney HEELEY				1		9
5	Renee SNYDER						2
6	Christine MANSOUR						1
8	Cedar BELLOWS					2	
9	Kimberly POPP						2
10	Cecilia AGRAZ					1	
12	Emma JOHNSON						
13	Isabelle GOSAR		1			2	
14	Ashley van RYN						2
16	Staci SELF						1
Team							1
Totals			1		1	5	18

2nd Period

KATTNER I.	2 : 0	
	2 : 2	SNYDER R.
KATTNER I.	4 : 2	
	4 : 4	SNYDER R.
KLINGLER L.	6 : 4	
SCHAFAER M.	8 : 4	
	8 : 6	VAN RYN A.
MOLLMANN A.	10 : 6	
KLINGLER L.	12 : 6	
KATTNER I.	14 : 6	
SCHAFAER M.	16 : 6	
	16 : 7	HEELEY C.
MOLLMANN A.	18 : 7	
SCHAFAER M.	20 : 7	
	20 : 9	MANSOUR C.
KRETZSCHMAR L.	22 : 9	
HUBNER C.	24 : 9	
	24 : 11	POPP K.
MOLLMANN A.	26 : 11	

Legend:							
%	Efficiency	1-Pt	1-Point-Shots	1-Pt Spin	1-Point-Spinshots	DR	Disqualification with Report
GG	Golden Goal	No.	Number	P6m	6m Penalty Shots	Spin	Spinnshots
SUS	1st Suspension	S+D	2nd Suspension				

Timing and Results provided by  TISSOT



Match No.: 1 Court 1

Start List

GER - MEX

Referees: Laura BUCHON PEREA (ESP) / Patricia del VALLE ENCUESTRA (ESP)

Technical Delegate A: Garrett PERKINS (USA)
Technical Delegate B: Chatchai SANGSUKELUX (THA)
Timekeeper: Tea LACKOVIC (CRO)
Secretary: Natasa VISNJIC (CRO)

GER - Germany

No.	Name	Date of Birth	Competition Statistics						
			MP	Points	1-Pt	2-Pt	SUS	S+D	DR
5	Kirsten Sophie WALTER	21 FEB 1996							
6	Michelle SCHAFER	19 NOV 2003							
8	Belen GETTWART	15 MAR 2002							
10	Isabel KATTNER	17 OCT 2000							
17	Lena KLINGLER	3 OCT 2000							
20	Katharina FILTER	4 FEB 1999							
26	Carolin HUBNER	5 JUN 2004							
33	Lucie KRETZSCHMAR	7 AUG 2000							
34	Liv SUCHTING	29 MAY 2000							
66	Amelie MOLLMANN	22 MAY 2001							
Head Coach Alexander NOVAKOVIC									

GER Played		
PR	MEX	11 JUL
PR	ARG	11 JUL
PR	NOR	12 JUL
PR	AUS	13 JUL
PR	USA	13 JUL

MEX - Mexico

No.	Name	Date of Birth	Competition Statistics						
			MP	Points	1-Pt	2-Pt	SUS	S+D	DR
5	Ana HERNANDEZ	29 NOV 1989							
6	Claudia MACIAS	22 JUL 1992							
7	Gabriela SALAZAR	24 JUL 1994							
8	Itzel VARGAS	3 AUG 2000							
9	Lucia BERRA	1 JAN 1998							
10	Fernanda RIVERA	27 JUL 1991							
11	Martha MEJIA	11 APR 1992							
12	Edna URESTY	30 JUN 1995							
14	Andrea de LEON	10 DEC 1997							
15	Adela VALENZUELA	30 JUL 1992							
Head Coach Miguel CONTRERAS									

MEX Played		
PR	GER	11 JUL
PR	NOR	11 JUL
PR	AUS	12 JUL
PR	USA	13 JUL
PR	ARG	13 JUL

Legend:							
1-Pt	1-Point Shots	2-Pt	2-Point Shots	PL 5-7	Placement 5-7	DR	Disqualification+Report
MP	Matches played	No.	Uniform Number	PR	Preliminary Round	SUS	1st Suspensions
S+D	2nd Suspensions						

Timing and Results provided by  TISSOT



Match No.: 1 Court 1

Results

Germany 2 vs 0 Mexico

Referees:
Laura BUCHON PEREA (ESP)
Patricia del VALLE ENCUESTRA (ESP)

1st Period: 34 - 17
2nd Period: 28 - 18

GER - Germany

Headcoach: Alexander NOVAKOVIC

No.	Name	Total				Goals / Shots							Punishments		
		Points	Goals	Shots	%	1-Pt All	1-Pt Spin	Spin	In-flight	Specialist	Direct Goal	P6m	SUS	S+D	DR
5	Kirsten Sophie WALTER												1		
6	Michelle SCHAFER	10	5	6	83					5 / 6					
8	Belen GETTWART	4	2	2	100			2 / 2							
10	Isabel KATTNER	22	11	14	79			5 / 5	6 / 9						
17	Lena KLINGLER	8	4	6	67			2 / 2	0 / 1			2 / 3			
20	Katharina FILTER	4	2	2	100						2 / 2				
26	Carolin HUBNER	2	1	1	100				1 / 1						
33	Lucie KRETZSCHMAR														
34	Liv SUCHTING														
66	Amelie MOLLMANN	12	6	7	86			6 / 7							
Totals		62	31	38	82			15 / 16	7 / 11	5 / 6	2 / 2	2 / 3	1		

No.	Goalkeeper	Total				Saves / Shots						
		Saves	Shots	%	1-Pt All	1-Pt Spin	Spin	In-flight	Specialist	Direct Goal	P6m	
20	Katharina FILTER	7	25	28	0 / 1		1 / 8	4 / 10	2 / 4		0 / 2	
Totals		7	25	28	0 / 1		1 / 8	4 / 10	2 / 4		0 / 2	


MEX - Mexico

Headcoach: Miguel CONTRERAS

Team time outs: 1

No.	Name	Total				Goals / Shots							Punishments		
		Points	Goals	Shots	%	1-Pt All	1-Pt Spin	Spin	In-flight	Specialist	Direct Goal	P6m	SUS	S+D	DR
5	Ana HERNANDEZ		0	3	0					0 / 3					
6	Claudia MACIAS	10	5	5	100			3 / 3		2 / 2					
7	Gabriela SALAZAR														
8	Itzel VARGAS	7	4	8	50	1 / 1		0 / 1	1 / 4			2 / 2			
9	Lucia BERRA												1		
10	Fernanda RIVERA	2	1	1	100			1 / 1							
11	Martha MEJIA	2	1	1	100			1 / 1							
12	Edna URESTY	14	7	9	78			2 / 3	5 / 6						
14	Andrea de LEON												1		
15	Adela VALENZUELA														
Totals		35	18	27	67	1 / 1		7 / 9	6 / 10	2 / 5		2 / 2	2		

No.	Goalkeeper	Total				Saves / Shots						
		Saves	Shots	%	1-Pt All	1-Pt Spin	Spin	In-flight	Specialist	Direct Goal	P6m	
7	Gabriela SALAZAR	1	14	7			0 / 5	1 / 3	0 / 4	0 / 1	0 / 1	
15	Adela VALENZUELA	2	20	10			0 / 10	1 / 6	1 / 2	0 / 1	0 / 1	
Totals		3	34	9			0 / 15	2 / 9	1 / 6	0 / 2	0 / 2	

Timing and Results provided by  TISSOT



Match No.: 1 Court 1

Results

Team Comparison	1st Period				2nd Period			
	Germany		Mexico		Germany		Mexico	
	Goals/Shots	%	Goals/Shots	%	Goals/Shots	%	Goals/Shots	%
In-flight Shots	2 / 4	50	3 / 5	60	5 / 7	71	3 / 5	60
Spin Shots	10 / 10	100	2 / 2	100	5 / 6	83	5 / 7	71
Specialist Shots	4 / 4	100	2 / 3	67	1 / 2	50	0 / 2	0
1-Point Shots			1 / 1	100				
Direct Goal Shots					2 / 2	100		
6-meter Shots	1 / 1	100	1 / 1	100	1 / 2	50	1 / 1	100
1-Point Spin Shots								



Match No.: 1 Court 1

Results

Germany 2 vs 0 Mexico

Referees:
Laura BUCHON PEREA (ESP)
Patricia del VALLE ENCUESTRA (ESP)

1st Period: 34 - 17
2nd Period: 28 - 18

GER - Germany

No.	Name	Technical skills					
		Assists	Steals	Blocked Shots	Received 6m Fouls	Penalty Fouls	Turnovers
5	Kirsten Sophie WALTER			1		1	
6	Michelle SCHAFER						
8	Belen GETTWART	8			1		
10	Isabel KATTNER				2		
17	Lena KLINGLER						
20	Katharina FILTER						
26	Carolin HUBNER						
33	Lucie KRETZSCHMAR		4				
34	Liv SUCHTING		1				
66	Amelie MOLLMANN	3					1
Team							
Totals		11	5	1	3	1	1

MEX - Mexico

No.	Name	Technical skills					
		Assists	Steals	Blocked Shots	Received 6m Fouls	Penalty Fouls	Turnovers
5	Ana HERNANDEZ						
6	Claudia MACIAS	5			1		2
7	Gabriela SALAZAR						2
8	Itzel VARGAS	1			1		1
9	Lucia BERRA			1		1	
10	Fernanda RIVERA						
11	Martha MEJIA						2
12	Edna URESTY	1					1
14	Andrea de LEON					2	
15	Adela VALENZUELA						
Team							
Totals		7		1	2	3	8

Running Score


GER - MEX

1st Period

SCHAFFER M.	2 : 0	
	2 : 2	VARGAS I.
MOLLMANN A.	4 : 2	
KATTNER I.	6 : 2	
MOLLMANN A.	8 : 2	
GETTWART B.	10 : 2	
	10 : 4	MEJIA M.
MOLLMANN A.	12 : 4	
	12 : 6	VARGAS I.
KLINGLER L.	14 : 6	
	14 : 7	VARGAS I.
KATTNER I.	16 : 7	
SCHAFFER M.	18 : 7	
	18 : 9	MACIAS C.
	18 : 11	MACIAS C.
KLINGLER L.	20 : 11	
MOLLMANN A.	22 : 11	
	22 : 13	URESTY E.
KATTNER I.	24 : 13	
KLINGLER L.	26 : 13	
	26 : 15	URESTY E.
SCHAFFER M.	28 : 15	
KATTNER I.	30 : 15	
SCHAFFER M.	32 : 15	
MOLLMANN A.	34 : 15	
	34 : 17	RIVERA F.

2nd Period

KATTNER I.	2 : 0	
	2 : 2	URESTY E.
GETTWART B.	4 : 2	
	4 : 4	URESTY E.
KATTNER I.	6 : 4	
FILTER K.	8 : 4	
	8 : 6	MACIAS C.
KATTNER I.	10 : 6	
	10 : 8	URESTY E.
	10 : 10	MACIAS C.
MOLLMANN A.	12 : 10	
	12 : 12	URESTY E.
KATTNER I.	14 : 12	
	14 : 14	URESTY E.
KATTNER I.	16 : 14	
KLINGLER L.	18 : 14	
KATTNER I.	20 : 14	
KATTNER I.	22 : 14	
	22 : 16	VARGAS I.
HUBNER C.	24 : 16	
SCHAFFER M.	26 : 16	
FILTER K.	28 : 16	
	28 : 18	MACIAS C.


Timing and Results provided by  TISSOT



Match No.: 1 Court 1

Results

Legend:							
%	Efficiency	1-Pt	1-Point-Shots	1-Pt Spin	1-Point-Spinshots	DR	Disqualification with Report
GG	Golden Goal	No.	Number	P6m	6m Penalty Shots	Spin	Spinshots
SUS	1st Suspension	S+D	2nd Suspension				

Timing and Results provided by  TISSOT

BHAWTEAM4-----GPA-000100--_C73 3

Report Created MON 11 JUL 2022 10:04

Page 4 / 4





Match No.: 2 Court 2

Start List

ARG - AUS

Referees: Hector ORJUELA (COL) / J. Camilo SALAMANCA (COL)

Technical Delegate A: Jerome ROLLAND (FRA)
Technical Delegate B: Agnieszka SKOWRONEK (POL)
Timekeeper: Josue RESENDIZ (MEX)
Secretary: Jesus RUIZ (MEX)

ARG - Argentina

No.	Name	Date of Birth	Competition Statistics						
			MP	Points	1-Pt	2-Pt	SUS	S+D	DR
2	Agustina MIROTTA	10 AUG 1995							
3	Gisella BONOMI	19 MAR 2000							
4	Carolina PONCE	15 MAY 2000							
5	Fiorella CORIMBERTO	29 AUG 2001							
6	Ivana ELIGES	14 OCT 1983							
7	Gisela THURMANN	29 JUN 1988							
8	Micaela CORIMBERTO	29 AUG 2001							
12	Florencia BERICIO	21 SEP 1989							
13	Celeste MECCIA	26 MAY 1986							
20	Luciana SCORDAMAGLIA	17 JUL 1994							
Head Coach Salvador COMPARONE									

ARG Played		
PR	AUS	11 JUL
PR	GER	11 JUL
PR	USA	12 JUL
PR	NOR	13 JUL
PR	MEX	13 JUL

AUS - Australia

No.	Name	Date of Birth	Competition Statistics						
			MP	Points	1-Pt	2-Pt	SUS	S+D	DR
3	Annabel MILLS	17 JUL 2000							
4	Jessie WOOD	17 MAR 1997							
5	Erin STRONG	7 OCT 1990							
6	Kaycee CLARK	16 MAR 2002							
8	Haylee WILSON	8 FEB 1993							
9	Lucy WATKINS	23 MAR 2002							
10	Allira HUDSON-GOFERS	17 APR 1982							
11	Aline VIANA	16 JUL 1985							
20	Jessica FALLAH	10 JUL 1999							
23	Amy THOMAS	2 SEP 2000							
Head Coach Andrew KELSO									

AUS Played		
PR	ARG	11 JUL
PR	USA	11 JUL
PR	MEX	12 JUL
PR	GER	13 JUL
PR	NOR	13 JUL

Legend:							
1-Pt	1-Point Shots	2-Pt	2-Point Shots	PL 5-7	Placement 5-7	DR	Disqualification+Report
MP	Matches played	No.	Uniform Number	PR	Preliminary Round	SUS	1st Suspensions
S+D	2nd Suspensions						

Timing and Results provided by  TISSOT





Match No.: 2 Court 2

Results

Argentina 2 vs 0 Australia

Referees:
Hector ORJUELA (COL)
J. Camilo SALAMANCA (COL)

1st Period: 27 - 4
2nd Period: 25 - 7

ARG - Argentina

Headcoach: Salvador COMPARONE

No.	Name	Total				Goals / Shots							Punishments		
		Points	Goals	Shots	%	1-Pt All	1-Pt Spin	Spin	In-flight	Specialist	Direct Goal	P6m	SUS	S+D	DR
2	Agustina MIROTTA	10	5	5	100			3 / 3	2 / 2						
3	Gisella BONOMI	16	9	9	100	2 / 2		4 / 4	3 / 3						
4	Carolina PONCE		0	1	0					0 / 1					
5	Fiorella CORIMBERTO	10	5	5	100			3 / 3	2 / 2						
6	Ivana ELIGES	10	5	6	83					5 / 6					
7	Gisela THURMANN														
8	Micaela CORIMBERTO														
12	Florencia BERICIO	4	2	2	100						2 / 2				
13	Celeste MECCIA	2	1	1	100							1 / 1			
20	Luciana SCORDAMAGLIA														
Totals		52	27	29	93	2 / 2		10 / 10	7 / 7	5 / 7	2 / 2	1 / 1			

No.	Goalkeeper	Total			Saves / Shots							
		Saves	Shots	%	1-Pt All	1-Pt Spin	Spin	In-flight	Specialist	Direct Goal	P6m	
12	Florencia BERICIO	5	11	45	0 / 1		1 / 4	3 / 3	1 / 2			0 / 1
Totals		5	11	45	0 / 1		1 / 4	3 / 3	1 / 2			0 / 1


AUS - Australia

Headcoach: Andrew KELSO

Team time outs: 2

No.	Name	Total				Goals / Shots							Punishments		
		Points	Goals	Shots	%	1-Pt All	1-Pt Spin	Spin	In-flight	Specialist	Direct Goal	P6m	SUS	S+D	DR
3	Annabel MILLS	2	1	3	33			1 / 1	0 / 1	0 / 1					
4	Jessie WOOD		0	2	0				0 / 1	0 / 1					
5	Erin STRONG														
6	Kaycee CLARK	4	2	5	40			2 / 5							
8	Haylee WILSON														
9	Lucy WATKINS														
10	Allira HUDSON-GOFERS	2	1	1	100							1 / 1			
11	Aline VIANA		0	7	0			0 / 3	0 / 4						
20	Jessica FALLAH	3	2	4	50	1 / 1				1 / 3					
23	Amy THOMAS														
Totals		11	6	22	27	1 / 1		3 / 9	0 / 6	1 / 5		1 / 1			

No.	Goalkeeper	Total			Saves / Shots							
		Saves	Shots	%	1-Pt All	1-Pt Spin	Spin	In-flight	Specialist	Direct Goal	P6m	
23	Amy THOMAS	0	27	0	0 / 2		0 / 10	0 / 7	0 / 5	0 / 2		0 / 1
Totals		0	27	0	0 / 2		0 / 10	0 / 7	0 / 5	0 / 2		0 / 1

Timing and Results provided by  TISSOT



Match No.: 2 Court 2

Results

Team Comparison	1st Period				2nd Period			
	Argentina		Australia		Argentina		Australia	
	Goals/Shots	%	Goals/Shots	%	Goals/Shots	%	Goals/Shots	%
In-flight Shots	4 / 4	100	0 / 4	0	3 / 3	100	0 / 2	0
Spin Shots	6 / 6	100	1 / 4	25	4 / 4	100	2 / 5	40
Specialist Shots	2 / 3	67	1 / 3	33	3 / 4	75	0 / 2	0
1-Point Shots	1 / 1	100			1 / 1	100	1 / 1	100
Direct Goal Shots					2 / 2	100		
6-meter Shots	1 / 1	100					1 / 1	100
1-Point Spin Shots								



Match No.: 2 Court 2

Results

Argentina 2 vs 0 Australia

Referees:
Hector ORJUELA (COL)
J. Camilo SALAMANCA (COL)

1st Period: 27 - 4
2nd Period: 25 - 7

ARG - Argentina

No.	Name	Technical skills					
		Assists	Steals	Blocked Shots	Received 6m Fouls	Penalty Fouls	Turnovers
2	Agustina MIROTTA						
3	Gisella BONOMI						1
4	Carolina PONCE	1					
5	Fiorella CORIMBERTO	1		1			1
6	Ivana ELIGES	3					1
7	Gisela THURMANN	1		1			
8	Micaela CORIMBERTO						
12	Florencia BERICIO	1					
13	Celeste MECCIA						
20	Luciana SCORDAMAGLIA					1	
Team							
Totals		7		2		1	3

Running Score
ARG - AUS

1st Period	
MIROTTA A.	2 : 0
BONOMI G.	4 : 0
BONOMI G.	6 : 0
	6 : 2 CLARK K.
	6 : 4 FALLAH J.
MIROTTA A.	8 : 4
MIROTTA A.	10 : 4
CORIMBERTO F.	12 : 4
BONOMI G.	13 : 4
ELIGES I.	15 : 4
CORIMBERTO F.	17 : 4
MECCIA C.	19 : 4
CORIMBERTO F.	21 : 4
BONOMI G.	23 : 4
ELIGES I.	25 : 4
BONOMI G.	27 : 4

AUS - Australia

No.	Name	Technical skills					
		Assists	Steals	Blocked Shots	Received 6m Fouls	Penalty Fouls	Turnovers
3	Annabel MILLS	1					3
4	Jessie WOOD						2
5	Erin STRONG						1
6	Kaycee CLARK						1
8	Haylee WILSON						1
9	Lucy WATKINS						
10	Allira HUDSON-GOFERS	1					
11	Aline VIANA	1			1		1
20	Jessica FALLAH						1
23	Amy THOMAS						
Team							
Totals		3			1		10

2nd Period	
ELIGES I.	2 : 0
BERICIO F.	4 : 0
	4 : 2 MILLS A.
ELIGES I.	6 : 2
BERICIO F.	8 : 2
MIROTTA A.	10 : 2
	10 : 3 FALLAH J.
CORIMBERTO F.	12 : 3
MIROTTA A.	14 : 3
BONOMI G.	16 : 3
BONOMI G.	17 : 3
	17 : 5 HUDSON-GOFERS A.
CORIMBERTO F.	19 : 5
ELIGES I.	21 : 5
	21 : 7 CLARK K.
BONOMI G.	23 : 7
BONOMI G.	25 : 7

Legend:							
%	Efficiency	1-Pt	1-Point-Shots	1-Pt Spin	1-Point-Spinshots	DR	Disqualification with Report
GG	Golden Goal	No.	Number	P6m	6m Penalty Shots	Spin	Spinnshots
SUS	1st Suspension	S+D	2nd Suspension				

Timing and Results provided by TISSOT





Match No.: 3 Court 1

Start List

NOR - USA

Referees: Nichlas NYGAARD (DEN) / Jonas PRIMDAHL (DEN)

Technical Delegate A: Luiz Filipe CALDAS (BRA)
 Technical Delegate B: Chatchai SANGSUKELUX (THA)
 Timekeeper: Pablo MARTINEZ ISOLA (URU)
 Secretary: Luis MONICO OTTADO (URU)

NOR - Norway

No.	Name	Date of Birth	Competition Statistics						
			MP	Points	1-Pt	2-Pt	SUS	S+D	DR
1	Thea GRANLUND	12 JUL 1995							
3	Elisabeth HAMMERSTAD	27 JUN 1993							
4	Martine WELFLER	27 OCT 1991							
5	Marielle MARTINSEN	14 FEB 1995							
6	Hanne OLSVIK	9 OCT 2000							
8	Susanne PETERSEN	17 SEP 1996							
10	Maren SJAAMO	9 JAN 2001							
14	Ine GRIMSRUD	28 MAR 2001							
16	Tonje LERSTAD	9 OCT 1996							
19	Thina OYESVOLD	7 OCT 2000							
Head Coach Eskil ANDREASSEN									

NOR Played		
PR	USA	11 JUL
PR	MEX	11 JUL
PR	GER	12 JUL
PR	ARG	13 JUL
PR	AUS	13 JUL

USA - United States of America

No.	Name	Date of Birth	Competition Statistics						
			MP	Points	1-Pt	2-Pt	SUS	S+D	DR
3	Courtney HEELEY	18 MAR 1992							
5	Renee SNYDER	15 DEC 1980							
6	Christine MANSOUR	30 MAY 1993							
8	Cedar BELLOWS	15 OCT 1992							
9	Kimberly POPP	6 JUL 1986							
10	Cecilia AGRAZ	29 JAN 1991							
12	Emma JOHNSON	26 FEB 1997							
13	Isabelle GOSAR	15 MAR 1995							
14	Ashley van RYN	4 AUG 1986							
16	Staci SELF	6 FEB 1985							
Head Coach Lisa DUNN									

USA Played		
PR	NOR	11 JUL
PR	AUS	11 JUL
PR	ARG	12 JUL
PR	MEX	13 JUL
PR	GER	13 JUL

Legend:							
1-Pt	1-Point Shots	2-Pt	2-Point Shots	PL 5-7	Placement 5-7	DR	Disqualification+Report
MP	Matches played	No.	Uniform Number	PR	Preliminary Round	SUS	1st Suspensions
S+D	2nd Suspensions						

Timing and Results provided by 





Match No.: 3 Court 1

Results

Norway 2 vs 0 United States of America

Referees:
Nichlas NYGAARD (DEN)
Jonas PRIMDAHL (DEN)

1st Period: 21 - 16
2nd Period: 20 - 12

NOR - Norway

Headcoach: Eskil ANDREASSEN

No.	Name	Total				Goals / Shots						Punishments			
		Points	Goals	Shots	%	1-Pt All	1-Pt Spin	Spin	In-flight	Specialist	Direct Goal	P6m	SUS	S+D	DR
1	Thea GRANLUND														
3	Elisabeth HAMMERSTAD														
4	Martine WELFLER	12	6	7	86			6 / 7							
5	Marielle MARTINSEN	15	8	10	80	1 / 1		5 / 7				2 / 2			
6	Hanne OLSVIK														
8	Susanne PETTERSEN	2	1	1	100							1 / 1			
10	Maren SJAAMO	8	4	5	80					4 / 5					
14	Ine GRIMSRUD	4	2	5	40			2 / 5							
16	Tonje LERSTAD		0	1	0						0 / 1				
19	Thina OYESVOLD														
Totals		41	21	29	72	1 / 1		13 / 19		4 / 5	0 / 1	3 / 3			

No.	Goalkeeper	Total			Saves / Shots						
		Saves	Shots	%	1-Pt All	1-Pt Spin	Spin	In-flight	Specialist	Direct Goal	P6m
16	Tonje LERSTAD	5	19	26			1 / 7	3 / 8	1 / 2		0 / 2
Totals		5	19	26			1 / 7	3 / 8	1 / 2		0 / 2

USA - United States

Headcoach: Lisa DUNN

Team time outs: 1

No.	Name	Total				Goals / Shots						Punishments			
		Points	Goals	Shots	%	1-Pt All	1-Pt Spin	Spin	In-flight	Specialist	Direct Goal	P6m	SUS	S+D	DR
3	Courtney HEELEY	2	1	3	33					1 / 3					
5	Renee SNYDER	6	3	6	50			3 / 5	0 / 1						
6	Christine MANSOUR	10	5	7	71			1 / 1	2 / 4			2 / 2			
8	Cedar BELLOWS												1		
9	Kimberly POPP														
10	Cecilia AGRAZ														
12	Emma JOHNSON														
13	Isabelle GOSAR														
14	Ashley van RYN	10	5	8	63			2 / 3	3 / 5						
16	Staci SELF														
Totals		28	14	24	58			6 / 9	5 / 10	1 / 3		2 / 2	1		

No.	Goalkeeper	Total			Saves / Shots						
		Saves	Shots	%	1-Pt All	1-Pt Spin	Spin	In-flight	Specialist	Direct Goal	P6m
12	Emma JOHNSON	1	11	9	0 / 1		1 / 6		0 / 2		0 / 2
16	Staci SELF	5	16	31			4 / 12		1 / 3		0 / 1
Totals		6	27	22	0 / 1		5 / 18		1 / 5		0 / 3

Timing and Results provided by  TISSOT





Match No.: 3 Court 1

Results

Team Comparison	1st Period				2nd Period			
	Norway		United States of America		Norway		United States of America	
	Goals/Shots	%	Goals/Shots	%	Goals/Shots	%	Goals/Shots	%
In-flight Shots			3 / 6	50			2 / 4	50
Spin Shots	7 / 12	58	4 / 5	80	6 / 7	86	2 / 4	50
Specialist Shots	3 / 3	100	1 / 2	50	1 / 2	50	0 / 1	0
1-Point Shots	1 / 1	100						
Direct Goal Shots	0 / 1	0						
6-meter Shots					3 / 3	100	2 / 2	100
1-Point Spin Shots								



Match No.: 3 Court 1

Results

Norway 2 vs 0 United States of America

Referees:
Nichlas NYGAARD (DEN)
Jonas PRIMDAHL (DEN)

1st Period: 21 - 16
2nd Period: 20 - 12

NOR - Norway

No.	Name	Technical skills					
		Assists	Steals	Blocked Shots	Received 6m Fouls	Penalty Fouls	Turnovers
1	Thea GRANLUND						
3	Elisabeth HAMMERSTAD			2			
4	Martine WELFLER						3
5	Marielle MARTINSEN				2	2	1
6	Hanne OLSVIK						
8	Susanne PETTERSEN		2	1			1
10	Maren SJAAMO						
14	Ine GRIMSRUD	4					
16	Tonje LERSTAD						1
19	Thina OYESVOLD						
Team							
Totals		4	2	3	2	2	6

Running Score
NOR - USA

1st Period

0 : 2	SNYDER R.
2 : 2	WELFLER M.
4 : 2	GRIMSRUD I.
4 : 4	VAN RYN A.
6 : 4	SJAAMO M.
8 : 4	MARTINSEN M.
8 : 6	SNYDER R.
10 : 6	MARTINSEN M.
10 : 8	MANSOUR C.
12 : 8	MARTINSEN M.
12 : 10	VAN RYN A.
14 : 10	WELFLER M.
14 : 12	VAN RYN A.
16 : 12	WELFLER M.
18 : 12	SJAAMO M.
18 : 14	MANSOUR C.
20 : 14	SJAAMO M.
20 : 16	HEELEY C.
21 : 16	MARTINSEN M.

USA - United States

No.	Name	Technical skills					
		Assists	Steals	Blocked Shots	Received 6m Fouls	Penalty Fouls	Turnovers
3	Courtney HEELEY	2			1		6
5	Renee SNYDER	1					2
6	Christine MANSOUR	2					
8	Cedar BELLOWS					1	
9	Kimberly POPP	1					1
10	Cecilia AGRAZ		1				
12	Emma JOHNSON						
13	Isabelle GOSAR		1			1	
14	Ashley van RYN	2			1		3
16	Staci SELF						
Team							1
Totals		8	2		2	2	13

2nd Period

2 : 0	GRIMSRUD I.
2 : 2	SNYDER R.
4 : 2	WELFLER M.
6 : 2	MARTINSEN M.
8 : 2	MARTINSEN M.
8 : 4	VAN RYN A.
10 : 4	SJAAMO M.
10 : 6	MANSOUR C.
12 : 6	PETTERSEN S.
12 : 8	MANSOUR C.
14 : 8	WELFLER M.
16 : 8	MARTINSEN M.
16 : 10	VAN RYN A.
18 : 10	MARTINSEN M.
18 : 12	MANSOUR C.
20 : 12	WELFLER M.

Legend:	% Efficiency	1-Pt No.	1-Point-Shots Number	1-Pt Spin P6m	1-Point-Spinshots 6m Penalty Shots	DR Spin	Disqualification with Report Spinnshots
	GG Golden Goal	S+D	2nd Suspension				
	SUS 1st Suspension						

Timing and Results provided by TISSOT





Match No.: 4 Court 1

Start List

ARG - GER

Referees: Tea LACKOVIC (CRO) / Natasa VISNJIC (CRO)

Technical Delegate A: Ioannis MEIMARIDIS (GRE)
Technical Delegate B: Luiz Filipe CALDAS (BRA)
Timekeeper: Laura BUCHON PEREA (ESP)
Secretary: Patricia del VALLE ENCUESTRA (ESP)

ARG - Argentina

No.	Name	Date of Birth	Competition Statistics						
			MP	Points	1-Pt	2-Pt	SUS	S+D	DR
2	Agustina MIROTTA	10 AUG 1995							
3	Gisella BONOMI	19 MAR 2000							
4	Carolina PONCE	15 MAY 2000							
5	Fiorella CORIMBERTO	29 AUG 2001							
6	Ivana ELIGES	14 OCT 1983							
7	Gisela THURMANN	29 JUN 1988							
8	Micaela CORIMBERTO	29 AUG 2001							
12	Florencia BERICIO	21 SEP 1989							
13	Celeste MECCIA	26 MAY 1986							
20	Luciana SCORDAMAGLIA	17 JUL 1994							
Head Coach Salvador COMPARONE									

ARG Played		
PR	AUS	11 JUL
PR	GER	11 JUL
PR	USA	12 JUL
PR	NOR	13 JUL
PR	MEX	13 JUL

GER - Germany

No.	Name	Date of Birth	Competition Statistics						
			MP	Points	1-Pt	2-Pt	SUS	S+D	DR
5	Kirsten Sophie WALTER	21 FEB 1996							
6	Michelle SCHAFER	19 NOV 2003							
8	Belen GETTWART	15 MAR 2002							
10	Isabel KATTNER	17 OCT 2000							
17	Lena KLINGLER	3 OCT 2000							
20	Katharina FILTER	4 FEB 1999							
26	Carolin HUBNER	5 JUN 2004							
33	Lucie KRETZSCHMAR	7 AUG 2000							
34	Liv SUCHTING	29 MAY 2000							
66	Amelie MOLLMANN	22 MAY 2001							
Head Coach Alexander NOVAKOVIC									

GER Played		
PR	MEX	11 JUL
PR	ARG	11 JUL
PR	NOR	12 JUL
PR	AUS	13 JUL
PR	USA	13 JUL

Legend:							
1-Pt	1-Point Shots	2-Pt	2-Point Shots	PL 5-7	Placement 5-7	DR	Disqualification+Report
MP	Matches played	No.	Uniform Number	PR	Preliminary Round	SUS	1st Suspensions
S+D	2nd Suspensions						

Timing and Results provided by 



Match No.: 4 Court 1

Results

Argentina 1 vs 2 Germany

Referees:
Tea LACKOVIC (CRO)
Natasa VISNJIC (CRO)

1st Period: 19 - 14
2nd Period: 16 - 19
Shootout: 5 - 6

ARG - Argentina

Headcoach: Salvador COMPARONE

No.	Name	Total				Goals / Shots							Punishments		
		Points	Goals	Shots	%	1-Pt All	1-Pt Spin	Spin	In-flight	Specialist	Direct Goal	P6m	SUS	S+D	DR
2	Agustina MIROTTA	5	3	7	43	1 / 1		0 / 1	2 / 5						
3	Gisella BONOMI	9	5	9	56	1 / 2	1 / 1	0 / 1	4 / 6						
4	Carolina PONCE														
5	Fiorella CORIMBERTO	18	9	9	100			6 / 6	3 / 3						
6	Ivana ELIGES														
7	Gisela THURMANN														
8	Micaela CORIMBERTO	2	1	1	100			1 / 1							
12	Florencia BERICIO														
13	Celeste MECCIA	6	3	4	75						3 / 4				
20	Luciana SCORDAMAGLIA												1		
Totals		40	21	30	70	2 / 3	1 / 1	7 / 9	9 / 14			3 / 4	1		

No.	Goalkeeper	Total			Saves / Shots							
		Saves	Shots	%	1-Pt All	1-Pt Spin	Spin	In-flight	Specialist	Direct Goal	P6m	
5	Fiorella CORIMBERTO											
6	Ivana ELIGES											
12	Florencia BERICIO	11	30	37	0 / 1		7 / 22		2 / 2		2 / 5	
20	Luciana SCORDAMAGLIA	0	1	0			0 / 1					
Totals		11	31	35	0 / 1		7 / 23		2 / 2		2 / 5	


GER - Germany

Headcoach: Alexander NOVAKOVIC

Team time outs: 2

No.	Name	Total				Goals / Shots							Punishments		
		Points	Goals	Shots	%	1-Pt All	1-Pt Spin	Spin	In-flight	Specialist	Direct Goal	P6m	SUS	S+D	DR
5	Kirsten Sophie WALTER	2	1	1	100			1 / 1					1		
6	Michelle SCHAFFER		0	2	0					0 / 2					
8	Belen GETTWART	12	6	9	67			3 / 5			3 / 4				
10	Isabel KATTNER	4	2	3	67			2 / 2	0 / 1						
17	Lena KLINGLER	3	2	4	50	1 / 1		1 / 2			0 / 1				
20	Katharina FILTER														
26	Carolin HUBNER														
33	Lucie KRETZSCHMAR	2	1	1	100			1 / 1							
34	Liv SUCHTING												1		
66	Amelie MOLLMANN	16	8	14	57			8 / 14							
Totals		39	20	34	59	1 / 1		16 / 25	0 / 1	0 / 2	3 / 5	2			

No.	Goalkeeper	Total			Saves / Shots							
		Saves	Shots	%	1-Pt All	1-Pt Spin	Spin	In-flight	Specialist	Direct Goal	P6m	
10	Isabel KATTNER	0	3	0	0 / 1	0 / 1	0 / 2					
20	Katharina FILTER	7	25	28	0 / 1		1 / 6	5 / 14			1 / 4	
Totals		7	28	25	0 / 2	0 / 1	1 / 8	5 / 14			1 / 4	

Timing and Results provided by  TISSOT



Match No.: 4 Court 1

Results

Team Comparison	1st Period				2nd Period			
	Argentina		Germany		Argentina		Germany	
	Goals/Shots	%	Goals/Shots	%	Goals/Shots	%	Goals/Shots	%
In-flight Shots	6 / 10	60	0 / 1	0	3 / 4	75		
Spin Shots			6 / 11	55	5 / 6	83	7 / 11	64
Specialist Shots			0 / 1	0			0 / 1	0
1-Point Shots	1 / 2	50					1 / 1	100
Direct Goal Shots								
6-meter Shots	3 / 3	100	1 / 2	50	0 / 1	0	2 / 2	100
1-Point Spin Shots								



Match No.: 4 Court 1

Results

Argentina 1 vs 2 Germany

Referees:
Tea LACKOVIC (CRO)
Natasa VISNJIC (CRO)

1st Period: 19 - 14
2nd Period: 16 - 19
Shootout: 5 - 6

ARG - Argentina

No.	Name	Technical skills					
		Assists	Steals	Blocked Shots	Received 6m Fouls	Penalty Fouls	Turnovers
2	Agustina MIROTTA						
3	Gisella BONOMI				1		1
4	Carolina PONCE	1					
5	Fiorella CORIMBERTO	2					1
6	Ivana ELIGES	2			3		2
7	Gisela THURMANN			1		1	
8	Micaela CORIMBERTO					1	
12	Florencia BERICIO						
13	Celeste MECCIA					1	
20	Luciana SCORDAMAGLIA					1	
Team							2
Totals		5		1	4	4	6

Running Score ARG - GER

1st Period

MECCIA C.	2	: 0
BONOMI G.	4	: 0
	4	: 2
MECCIA C.	6	: 2
	6	: 4
	6	: 6
MIROTTA A.	8	: 6
	8	: 8
MIROTTA A.	10	: 8
CORIMBERTO F.	12	: 8
CORIMBERTO F.	14	: 8
MECCIA C.	16	: 8
	16	: 10
MIROTTA A.	17	: 10
	17	: 12
BONOMI G.	19	: 12
	19	: 14

GER - Germany

No.	Name	Technical skills					
		Assists	Steals	Blocked Shots	Received 6m Fouls	Penalty Fouls	Turnovers
5	Kirsten Sophie WALTER					2	
6	Michelle SCHAFER				1		2
8	Belen GETTWART						
10	Isabel KATTNER	4			2		1
17	Lena KLINGLER						1
20	Katharina FILTER						
26	Carolin HUBNER						
33	Lucie KRETZSCHMAR						
34	Liv SUCHTING					2	
66	Amelie MOLLMANN				1		1
Team							1
Totals		4			4	4	6


2nd Period

	0	: 2
	0	: 4
	0	: 6
BONOMI G.	2	: 6
CORIMBERTO F.	4	: 6
	4	: 8
CORIMBERTO F.	6	: 8
CORIMBERTO F.	8	: 8
	8	: 10
CORIMBERTO F.	10	: 10
	10	: 12
	10	: 12
BONOMI G.	12	: 12
	12	: 14
CORIMBERTO F.	14	: 14
	14	: 16
CORIMBERTO F.	16	: 16
	16	: 18
	16	: 19

Shootout

BONOMI G.	1	: 0
CORIMBERTO F.	3	: 0
	3	: 2
	3	: 4
CORIMBERTO M.	5	: 4
	5	: 6

Legend:							
%	Efficiency	1-Pt	1-Point-Shots	1-Pt Spin	1-Point-Spinshots	DR	Disqualification with Report
GG	Golden Goal	No.	Number	P6m	6m Penalty Shots	Spin	Spinnshots
SUS	1st Suspension	S+D	2nd Suspension				

Timing and Results provided by  TISSOT





Match No.: 5 Court 1

Start List

USA - AUS

Referees: Mario RUDINSKY (SVK) / Boris MANDAK (SVK)

Technical Delegate A: Emir BESLIJA (MNE)

Technical Delegate B: Agnieszka SKOWRONEK (POL)

Timekeeper: Josue RESENDIZ (MEX)

Secretary: Jesus RUIZ (MEX)

USA - United States of America

No.	Name	Date of Birth	Competition Statistics						
			MP	Points	1-Pt	2-Pt	SUS	S+D	DR
3	Courtney HEELEY	18 MAR 1992							
5	Renee SNYDER	15 DEC 1980							
6	Christine MANSOUR	30 MAY 1993							
8	Cedar BELLOWS	15 OCT 1992							
9	Kimberly POPP	6 JUL 1986							
10	Cecilia AGRAZ	29 JAN 1991							
12	Emma JOHNSON	26 FEB 1997							
13	Isabelle GOSAR	15 MAR 1995							
14	Ashley van RYN	4 AUG 1986							
16	Staci SELF	6 FEB 1985							
Head Coach Lisa DUNN									


USA Played		
PR	NOR	11 JUL
PR	AUS	11 JUL
PR	ARG	12 JUL
PR	MEX	13 JUL
PR	GER	13 JUL

AUS - Australia

No.	Name	Date of Birth	Competition Statistics						
			MP	Points	1-Pt	2-Pt	SUS	S+D	DR
3	Annabel MILLS	17 JUL 2000							
4	Jessie WOOD	17 MAR 1997							
5	Erin STRONG	7 OCT 1990							
6	Kaycee CLARK	16 MAR 2002							
8	Haylee WILSON	8 FEB 1993							
9	Lucy WATKINS	23 MAR 2002							
10	Allira HUDSON-GOFERS	17 APR 1982							
11	Aline VIANA	16 JUL 1985							
20	Jessica FALLAH	10 JUL 1999							
23	Amy THOMAS	2 SEP 2000							
Head Coach Andrew KELSO									

AUS Played		
PR	ARG	11 JUL
PR	USA	11 JUL
PR	MEX	12 JUL
PR	GER	13 JUL
PR	NOR	13 JUL

Legend:							
1-Pt	1-Point Shots	2-Pt	2-Point Shots	PL 5-7	Placement 5-7	DR	Disqualification+Report
MP	Matches played	No.	Uniform Number	PR	Preliminary Round	SUS	1st Suspensions
S+D	2nd Suspensions						

Timing and Results provided by  TISSOT





Match No.: 5 Court 1

Results

United States of America 2 vs 0 Australia

Referees:
Mario RUDINSKY (SVK)
Boris MANDAK (SVK)

1st Period: 18 - 13
2nd Period: 20 - 7

USA - United States

Headcoach: Lisa DUNN

Team time outs: 1

No.	Name	Total				Goals / Shots							Punishments		
		Points	Goals	Shots	%	1-Pt All	1-Pt Spin	Spin	In-flight	Specialist	Direct Goal	P6m	SUS	S+D	DR
3	Courtney HEELEY	6	3	5	60					3 / 5					
5	Renee SNYDER	10	5	6	83			5 / 6							
6	Christine MANSOUR	18	9	11	82			3 / 4	4 / 5			2 / 2			
8	Cedar BELLOWS														
9	Kimberly POPP														
10	Cecilia AGRAZ														
12	Emma JOHNSON														
13	Isabelle GOSAR														
14	Ashley van RYN	4	2	6	33			1 / 1	1 / 5						
16	Staci SELF														
Totals		38	19	28	68			9 / 11	5 / 10	3 / 5		2 / 2			

No.	Goalkeeper	Total			Saves / Shots						
		Saves	Shots	%	1-Pt All	1-Pt Spin	Spin	In-flight	Specialist	Direct Goal	P6m
12	Emma JOHNSON	5	10	50	0 / 2	0 / 1	4 / 5	1 / 2	0 / 1		
16	Staci SELF	2	8	25			2 / 4	0 / 3	0 / 1		
Totals		7	18	39	0 / 2	0 / 1	6 / 9	1 / 5	0 / 2		


AUS - Australia

Headcoach: Andrew KELSO

Team time outs: 2

No.	Name	Total				Goals / Shots							Punishments		
		Points	Goals	Shots	%	1-Pt All	1-Pt Spin	Spin	In-flight	Specialist	Direct Goal	P6m	SUS	S+D	DR
3	Annabel MILLS	2	1	5	20			0 / 2	1 / 3						
4	Jessie WOOD														
5	Erin STRONG														
6	Kaycee CLARK	1	1	3	33	1 / 1		0 / 2							
8	Haylee WILSON	4	2	3	67			2 / 3				1			
9	Lucy WATKINS														
10	Allira HUDSON-GOFERS	7	4	9	44	1 / 2	1 / 1	0 / 3	3 / 4						
11	Aline VIANA	2	1	2	50			1 / 2							
20	Jessica FALLAH	4	2	3	67			0 / 1		2 / 2					
23	Amy THOMAS														
Totals		20	11	25	44	2 / 3	1 / 1	3 / 13	4 / 7	2 / 2		1			

No.	Goalkeeper	Total			Saves / Shots						
		Saves	Shots	%	1-Pt All	1-Pt Spin	Spin	In-flight	Specialist	Direct Goal	P6m
5	Erin STRONG	2	7	29			0 / 3	2 / 3	0 / 1		
23	Amy THOMAS	3	17	18			0 / 6	1 / 5	2 / 4		0 / 2
Totals		5	24	21			0 / 9	3 / 8	2 / 5		0 / 2

Timing and Results provided by  TISSOT



Match No.: 5 Court 1

Results

Team Comparison	1st Period				2nd Period			
	United States of America		Australia		United States of America		Australia	
	Goals/Shots	%	Goals/Shots	%	Goals/Shots	%	Goals/Shots	%
In-flight Shots	1 / 5	20	3 / 5	60	4 / 5	80	1 / 2	50
Spin Shots	5 / 6	83	2 / 5	40	4 / 5	80	1 / 8	13
Specialist Shots	2 / 4	50	1 / 1	100	1 / 1	100	1 / 1	100
1-Point Shots			1 / 1	100			1 / 2	50
Direct Goal Shots								
6-meter Shots	1 / 1	100			1 / 1	100		
1-Point Spin Shots			1 / 1	100				



Match No.: 5 Court 1

Results

United States of America 2 vs 0 Australia

Referees:
Mario RUDINSKY (SVK)
Boris MANDAK (SVK)

1st Period: 18 - 13
2nd Period: 20 - 7

USA - United States

No.	Name	Technical skills					
		Assists	Steals	Blocked Shots	Received 6m Fouls	Penalty Fouls	Turnovers
3	Courtney HEELEY	4					1
5	Renee SNYDER						1
6	Christine MANSOUR				1		1
8	Cedar BELLOWS						
9	Kimberly POPP						1
10	Cecilia AGRAZ						
12	Emma JOHNSON						
13	Isabelle GOSAR		4	1			
14	Ashley van RYN	1			1		2
16	Staci SELF						
Team							
Totals		5	4	1	2		6

Running Score

USA - AUS

1st Period

SNYDER R. 2 : 0
 2 : 2 WILSON H.
 MANSOUR C. 4 : 2
 SNYDER R. 6 : 2
 6 : 4 MILLS A.
 HEELEY C. 8 : 4
 MANSOUR C. 10 : 4
 MANSOUR C. 12 : 4
 MANSOUR C. 14 : 4
 14 : 6 HUDSON-GOFERS A.
 14 : 8 FALLAH J.
 SNYDER R. 16 : 8
 HEELEY C. 18 : 8
 18 : 9 HUDSON-GOFERS A.
 18 : 11 WILSON H.
 18 : 13 HUDSON-GOFERS A.

AUS - Australia

No.	Name	Technical skills					
		Assists	Steals	Blocked Shots	Received 6m Fouls	Penalty Fouls	Turnovers
3	Annabel MILLS	1					2
4	Jessie WOOD	2					1
5	Erin STRONG						
6	Kaycee CLARK						5
8	Haylee WILSON					1	2
9	Lucy WATKINS						
10	Allira HUDSON-GOFERS						2
11	Aline VIANA					1	1
20	Jessica FALLAH						1
23	Amy THOMAS						
Team							
Totals		3				2	14

2nd Period

MANSOUR C. 2 : 0
 MANSOUR C. 4 : 0
 MANSOUR C. 6 : 0
 6 : 1 CLARK K.
 MANSOUR C. 8 : 1
 SNYDER R. 10 : 1
 SNYDER R. 12 : 1
 VAN RYN A. 14 : 1
 HEELEY C. 16 : 1
 16 : 3 FALLAH J.
 MANSOUR C. 18 : 3
 18 : 5 VIANA A.
 18 : 7 HUDSON-GOFERS A.
 VAN RYN A. 20 : 7

Legend:	% Efficiency	1-Pt No. Golden Goal	1-Pt 1-Point-Shots Number	1-Pt Spin P6m 1-Point-Spinshots 6m Penalty Shots	DR Spin Disqualification with Report Spinshots	SUS 1st Suspension	S+D 2nd Suspension
----------------	--------------	----------------------	---------------------------	--	--	--------------------	--------------------

Timing and Results provided by TISSOT





Match No.: 6 Court 2

Start List

MEX - NOR

Referees: Pablo MARTINEZ ISOLA (URU) / Luis MONICO OTTADO (URU)

Technical Delegate A: Garrett PERKINS (USA)
Technical Delegate B: Jerome ROLLAND (FRA)
Timekeeper: Nichlas NYGAARD (DEN)
Secretary: Jonas PRIMDAHL (DEN)

MEX - Mexico

No.	Name	Date of Birth	Competition Statistics							
			MP	Points	1-Pt	2-Pt	SUS	S+D	DR	
5	Ana HERNANDEZ	29 NOV 1989	1				0/3			
6	Claudia MACIAS	22 JUL 1992	1	10			5/5			
7	Gabriela SALAZAR	24 JUL 1994	1							
8	Itzel VARGAS	3 AUG 2000	1	7	1/1		3/7			
9	Lucia BERRA	1 JAN 1998	1					1		
10	Fernanda RIVERA	27 JUL 1991	1	2			1/1			
11	Martha MEJIA	11 APR 1992	1	2			1/1			
12	Edna URESTY	30 JUN 1995	1	14			7/9			
14	Andrea de LEON	10 DEC 1997	1					1		
15	Adela VALENZUELA	30 JUL 1992	1							
Head Coach Miguel CONTRERAS										

MEX Played		
PR	GER	0-2
PR	NOR	11 JUL
PR	AUS	12 JUL
PR	USA	13 JUL
PR	ARG	13 JUL

NOR - Norway

No.	Name	Date of Birth	Competition Statistics							
			MP	Points	1-Pt	2-Pt	SUS	S+D	DR	
1	Thea GRANLUND	12 JUL 1995	1							
3	Elisabeth HAMMERSTAD	27 JUN 1993	1							
4	Martine WELFLER	27 OCT 1991	1	12			6/7			
5	Marielle MARTINSEN	14 FEB 1995	1	15	1/1		7/9			
6	Hanne OLSVIK	9 OCT 2000	1							
8	Susanne PETERSEN	17 SEP 1996	1	2			1/1			
10	Maren SJAAMO	9 JAN 2001	1	8			4/5			
14	Ine GRIMSRUD	28 MAR 2001	1	4			2/5			
16	Tonje LERSTAD	9 OCT 1996	1				0/1			
19	Thina OYESVOLD	7 OCT 2000	1							
Head Coach Eskil ANDREASSEN										

NOR Played		
PR	USA	2-0
PR	MEX	11 JUL
PR	GER	12 JUL
PR	ARG	13 JUL
PR	AUS	13 JUL

Legend:							
1-Pt	1-Point Shots	2-Pt	2-Point Shots	PL 5-7	Placement 5-7	DR	Disqualification+Report
MP	Matches played	No.	Uniform Number	PR	Preliminary Round	SUS	1st Suspensions
S+D	2nd Suspensions						

Timing and Results provided by 





Match No.: 6 Court 2

Results

Mexico 0 vs 2 Norway

Referees:
Pablo MARTINEZ ISOLA (URU)
Luis MONICO OTTADO (URU)

1st Period: 18 - 23
2nd Period: 16 - 19

MEX - Mexico

Headcoach: Miguel CONTRERAS

Team time outs: 1

No.	Name	Total				Goals / Shots							Punishments		
		Points	Goals	Shots	%	1-Pt All	1-Pt Spin	Spin	In-flight	Specialist	Direct Goal	P6m	SUS	S+D	DR
5	Ana HERNANDEZ	2	1	1	100					1 / 1					
6	Claudia MACIAS	12	6	9	67			0 / 3	4 / 4	2 / 2					
7	Gabriela SALAZAR														
8	Itzel VARGAS	6	3	5	60			1 / 2	1 / 2			1 / 1			
9	Lucia BERRA														
10	Fernanda RIVERA	3	2	3	67	1 / 1			1 / 2						
11	Martha MEJIA	4	2	4	50			2 / 3	0 / 1						
12	Edna URESTY	7	4	6	67	1 / 1		1 / 2	2 / 3						
14	Andrea de LEON														
15	Adela VALENZUELA														
Totals		34	18	28	64	2 / 2		4 / 10	8 / 12	3 / 3		1 / 1			

No.	Goalkeeper	Total			Saves / Shots						
		Saves	Shots	%	1-Pt All	1-Pt Spin	Spin	In-flight	Specialist	Direct Goal	P6m
15	Adela VALENZUELA	5	27	19	0 / 2		3 / 17	1 / 3	1 / 4	0 / 1	
Totals		5	27	19	0 / 2		3 / 17	1 / 3	1 / 4	0 / 1	


NOR - Norway

Headcoach: Eskil ANDREASSEN

Team time outs: 1

No.	Name	Total				Goals / Shots							Punishments		
		Points	Goals	Shots	%	1-Pt All	1-Pt Spin	Spin	In-flight	Specialist	Direct Goal	P6m	SUS	S+D	DR
1	Thea GRANLUND														
3	Elisabeth HAMMERSTAD														
4	Martine WELFLER	25	13	15	87	1 / 1		10 / 12	2 / 2						
5	Marielle MARTINSEN	4	2	2	100			2 / 2							
6	Hanne OLSVIK		0	1	0					0 / 1					
8	Susanne PETTERSEN														
10	Maren SJAAMO	6	3	5	60					3 / 5					
14	Ine GRIMSRUD	4	2	3	67			2 / 3							
16	Tonje LERSTAD	2	1	1	100						1 / 1				
19	Thina OYESVOLD	1	1	3	33	1 / 1		0 / 1	0 / 1						
Totals		42	22	30	73	2 / 2		14 / 18	2 / 3	3 / 6	1 / 1				

No.	Goalkeeper	Total			Saves / Shots						
		Saves	Shots	%	1-Pt All	1-Pt Spin	Spin	In-flight	Specialist	Direct Goal	P6m
16	Tonje LERSTAD	6	24	25	0 / 2		3 / 7	3 / 11	0 / 3		0 / 1
Totals		6	24	25	0 / 2		3 / 7	3 / 11	0 / 3		0 / 1

Timing and Results provided by  TISSOT



Match No.: 6 Court 2

Results

Team Comparison	1st Period				2nd Period			
	Mexico		Norway		Mexico		Norway	
	Goals/Shots	%	Goals/Shots	%	Goals/Shots	%	Goals/Shots	%
In-flight Shots	3 / 5	60			5 / 7	71	2 / 3	67
Spin Shots	4 / 6	67	8 / 10	80	0 / 4	0	6 / 8	75
Specialist Shots	2 / 2	100	2 / 3	67	1 / 1	100	1 / 3	33
1-Point Shots			1 / 1	100	2 / 2	100	1 / 1	100
Direct Goal Shots			1 / 1	100				
6-meter Shots					1 / 1	100		
1-Point Spin Shots								



Match No.: 6 Court 2

Results

Mexico 0 vs 2 Norway

Referees:
Pablo MARTINEZ ISOLA (URU)
Luis MONICO OTTADO (URU)

1st Period: 18 - 23
2nd Period: 16 - 19

MEX - Mexico

No.	Name	Technical skills					
		Assists	Steals	Blocked Shots	Received 6m Fouls	Penalty Fouls	Turnovers
5	Ana HERNANDEZ	3					2
6	Claudia MACIAS	4					2
7	Gabriela SALAZAR						
8	Itzel VARGAS	1					2
9	Lucia BERRA						
10	Fernanda RIVERA						
11	Martha MEJIA						1
12	Edna URESTY						2
14	Andrea de LEON						
15	Adela VALENZUELA						
Team							
Totals		8					9

NOR - Norway

No.	Name	Technical skills					
		Assists	Steals	Blocked Shots	Received 6m Fouls	Penalty Fouls	Turnovers
1	Thea GRANLUND						
3	Elisabeth HAMMERSTAD						
4	Martine WELFLER						
5	Marielle MARTINSEN						
6	Hanne OLSVIK						
8	Susanne PETERSEN			1			
10	Maren SJAAMO						1
14	Ine GRIMSRUD	2					3
16	Tonje LERSTAD	1					
19	Thina OYESVOLD						
Team							
Totals		3		1			4

Running Score

MEX - NOR

1st Period

MEJIA M.	2 : 0
MACIAS C.	2 : 2 WELFLER M.
VARGAS I.	4 : 4 SJAAMO M.
MEJIA M.	6 : 4 SJAAMO M.
URESTY E.	8 : 6
MACIAS C.	8 : 8 MARTINSEN M.
URESTY E.	10 : 8
MACIAS C.	12 : 8
URESTY E.	12 : 10 WELFLER M.
URESTY E.	14 : 10
URESTY E.	14 : 12 WELFLER M.
URESTY E.	14 : 14 WELFLER M.
URESTY E.	14 : 16 LERSTAD T.
URESTY E.	14 : 18 WELFLER M.
URESTY E.	14 : 20 GRIMSRUD I.
URESTY E.	14 : 21 WELFLER M.
MACIAS C.	16 : 21
MACIAS C.	16 : 23 WELFLER M.
MACIAS C.	18 : 23

2nd Period

URESTY E.	1 : 0
URESTY E.	1 : 2 WELFLER M.
URESTY E.	1 : 4 WELFLER M.
URESTY E.	1 : 6 WELFLER M.
URESTY E.	3 : 6
URESTY E.	3 : 8 WELFLER M.
URESTY E.	3 : 10 GRIMSRUD I.
URESTY E.	3 : 12 SJAAMO M.
RIVERA F.	4 : 12
RIVERA F.	4 : 14 MARTINSEN M.
RIVERA F.	4 : 16 WELFLER M.
RIVERA F.	4 : 18 WELFLER M.
VARGAS I.	6 : 18
HERNANDEZ A.	8 : 18
RIVERA F.	10 : 18
VARGAS I.	12 : 18
VARGAS I.	12 : 19 OYESVOLD T.
MACIAS C.	14 : 19
MACIAS C.	16 : 19

Legend:							
%	Efficiency	1-Pt	1-Point-Shots	1-Pt Spin	1-Point-Spinshots	DR	Disqualification with Report
GG	Golden Goal	No.	Number	P6m	6m Penalty Shots	Spin	Spinnshots
SUS	1st Suspension	S+D	2nd Suspension				

Timing and Results provided by  TISSOT





Match No.: 7 Court 1

Start List

NOR - GER

Referees: Boris MANDAK (SVK) / Mario RUDINSKY (SVK)

Technical Delegate A: Agnieszka SKOWRONEK (POL)
Technical Delegate B: Garrett PERKINS (USA)
Timekeeper: Tea LACKOVIC (CRO)
Secretary: Natasa VISNJIC (CRO)

NOR - Norway

No.	Name	Date of Birth	Competition Statistics						
			MP	Points	1-Pt	2-Pt	SUS	S+D	DR
1	Thea GRANLUND	12 JUL 1995	2						
3	Elisabeth HAMMERSTAD	27 JUN 1993	2						
4	Martine WELFLER	27 OCT 1991	2	37	1/1	18/21			
5	Marielle MARTINSEN	14 FEB 1995	2	19	1/1	9/11			
6	Hanne OLSVIK	9 OCT 2000	2			0/1			
8	Susanne PETTERSEN	17 SEP 1996	2	2		1/1			
10	Maren SJAAMO	9 JAN 2001	2	14		7/10			
14	Ine GRIMSRUD	28 MAR 2001	2	8		4/8			
16	Tonje LERSTAD	9 OCT 1996	2	2		1/2			
19	Thina OYESVOLD	7 OCT 2000	2	1	1/1	0/2			
Head Coach Eskil ANDREASSEN									


NOR Played		
PR	USA	2-0
PR	MEX	2-0
PR	GER	12 JUL
PR	ARG	13 JUL
PR	AUS	13 JUL

GER - Germany

No.	Name	Date of Birth	Competition Statistics						
			MP	Points	1-Pt	2-Pt	SUS	S+D	DR
5	Kirsten Sophie WALTER	21 FEB 1996	2	2		1/1	2		
6	Michelle SCHAFER	19 NOV 2003	2	10		5/8			
8	Belen GETTWART	15 MAR 2002	2	16		8/11			
10	Isabel KATTNER	17 OCT 2000	2	26		13/17			
17	Lena KLINGLER	3 OCT 2000	2	11	1/1	5/9			
20	Katharina FILTER	4 FEB 1999	2	4		2/2			
26	Carolin HUBNER	5 JUN 2004	2	2		1/1			
33	Lucie KRETZSCHMAR	7 AUG 2000	2	2		1/1			
34	Liv SUCHTING	29 MAY 2000	2				1		
66	Amelie MOLLMANN	22 MAY 2001	2	28		14/21			
Head Coach Alexander NOVAKOVIC									

GER Played		
PR	MEX	2-0
PR	ARG	2-1
PR	NOR	12 JUL
PR	AUS	13 JUL
PR	USA	13 JUL

Legend:							
1-Pt	1-Point Shots	2-Pt	2-Point Shots	PL 5-7	Placement 5-7	DR	Disqualification+Report
MP	Matches played	No.	Uniform Number	PR	Preliminary Round	SUS	1st Suspensions
S+D	2nd Suspensions						

Timing and Results provided by  TISSOT





Match No.: 7 Court 1

Results

Norway 1 vs 2 Germany

Referees:
Boris MANDAK (SVK)
Mario RUDINSKY (SVK)

1st Period: 16 - 14
2nd Period: 16 - 23
Shootout: 6 - 7

NOR - Norway

Headcoach: Eskil ANDREASSEN

Team time outs: 1

No.	Name	Total				Goals / Shots						Punishments			
		Points	Goals	Shots	%	1-Pt All	1-Pt Spin	Spin	In-flight	Specialist	Direct Goal	P6m	SUS	S+D	DR
1	Thea GRANLUND														
3	Elisabeth HAMMERSTAD	2	1	2	50			1 / 1	0 / 1				1		
4	Martine WELFLER	6	3	3	100			3 / 3							
5	Marielle MARTINSEN	16	8	11	73			5 / 8	1 / 1			2 / 2			
6	Hanne OLSVIK														
8	Susanne PETTERSEN	4	2	3	67			0 / 1				2 / 2			
10	Maren SJAAMO	6	3	6	50					3 / 6					
14	Ine GRIMSRUD	4	2	4	50			2 / 4							
16	Tonje LERSTAD												1		
19	Thina OYESVOLD														
Totals		38	19	29	66			11 / 17	1 / 2	3 / 6		4 / 4	2		


No.	Goalkeeper	Total			Saves / Shots						
		Saves	Shots	%	1-Pt All	1-Pt Spin	Spin	In-flight	Specialist	Direct Goal	P6m
1	Thea GRANLUND	0	2	0	0 / 1		0 / 1				
3	Elisabeth HAMMERSTAD	0	1	0			0 / 1				
10	Maren SJAAMO										
16	Tonje LERSTAD	7	27	26	0 / 1		5 / 20	1 / 1	1 / 3		0 / 2
Totals		7	30	23	0 / 2		5 / 22	1 / 1	1 / 3		0 / 2

GER - Germany

Headcoach: Alexander NOVAKOVIC

No.	Name	Total				Goals / Shots						Punishments			
		Points	Goals	Shots	%	1-Pt All	1-Pt Spin	Spin	In-flight	Specialist	Direct Goal	P6m	SUS	S+D	DR
5	Kirsten Sophie WALTER	2	1	1	100			1 / 1					1		
6	Michelle SCHAFFER	4	2	3	67					2 / 3					
8	Belen GETTWART	14	7	7	100			5 / 5				2 / 2			
10	Isabel KATTNER	5	3	5	60	1 / 1		2 / 3	0 / 1						
17	Lena KLINGLER		0	5	0			0 / 5							
20	Katharina FILTER		0	1	0						0 / 1				
26	Carolin HUBNER														
33	Lucie KRETZSCHMAR	1	1	1	100	1 / 1									
34	Liv SUCHTING												1		
66	Amelie MOLLMANN	18	9	11	82			9 / 11							
Totals		44	23	34	68	2 / 2		17 / 25	0 / 1	2 / 3	0 / 1	2 / 2	2		

No.	Goalkeeper	Total			Saves / Shots						
		Saves	Shots	%	1-Pt All	1-Pt Spin	Spin	In-flight	Specialist	Direct Goal	P6m
10	Isabel KATTNER	1	3	33			1 / 3				
20	Katharina FILTER	4	21	19			3 / 12	1 / 2	0 / 3		0 / 4
Totals		5	24	21			4 / 15	1 / 2	0 / 3		0 / 4

Timing and Results provided by  TISSOT



Match No.: 7 Court 1

Results

Team Comparison	1st Period				2nd Period			
	Norway		Germany		Norway		Germany	
	Goals/Shots	%	Goals/Shots	%	Goals/Shots	%	Goals/Shots	%
In-flight Shots			0 / 1	0	1 / 2	50		
Spin Shots	5 / 8	63	7 / 12	58	3 / 4	75	7 / 10	70
Specialist Shots	2 / 4	50	0 / 1	0	1 / 2	50	2 / 2	100
1-Point Shots							1 / 1	100
Direct Goal Shots								
6-meter Shots	1 / 1	100			3 / 3	100	2 / 2	100
1-Point Spin Shots								



Match No.: 7 Court 1

Results

Norway 1 vs 2 Germany

Referees:
Boris MANDAK (SVK)
Mario RUDINSKY (SVK)

1st Period: 16 - 14
2nd Period: 16 - 23
Shootout: 6 - 7

NOR - Norway

No.	Name	Technical skills					
		Assists	Steals	Blocked Shots	Received 6m Fouls	Penalty Fouls	Turnovers
1	Thea GRANLUND						
3	Elisabeth HAMMERSTAD						
4	Martine WELFLER	2			2		1
5	Marielle MARTINSEN	1			2	2	1
6	Hanne OLSVIK						
8	Susanne PETERSEN						
10	Maren SJAAMO						
14	Ine GRIMSRUD	1					6
16	Tonje LERSTAD						
19	Thina OYESVOLD						
Team							2
Totals		4			4	2	10

GER - Germany

No.	Name	Technical skills					
		Assists	Steals	Blocked Shots	Received 6m Fouls	Penalty Fouls	Turnovers
5	Kirsten Sophie WALTER		1				
6	Michelle SCHAFER	1					1
8	Belen GETTWART	1					2
10	Isabel KATTNER				1		2
17	Lena KLINGLER						
20	Katharina FILTER						
26	Carolin HUBNER						
33	Lucie KRETZSCHMAR		1			1	
34	Liv SUCHTING					3	
66	Amelie MOLLMANN	1			1		2
Team							
Totals		3	2		2	4	7

Running Score

NOR - GER

1st Period

MARTINSEN M.	2 : 0	
	2 : 2	MOLLMANN A.
	2 : 4	MOLLMANN A.
MARTINSEN M.	4 : 4	
	4 : 6	MOLLMANN A.
GRIMSRUD I.	6 : 6	
	6 : 8	MOLLMANN A.
	6 : 10	MOLLMANN A.
SJAAMO M.	8 : 10	
	8 : 12	MOLLMANN A.
MARTINSEN M.	10 : 12	
MARTINSEN M.	12 : 12	
	12 : 14	MOLLMANN A.
GRIMSRUD I.	14 : 14	
SJAAMO M.	16 : 14	

2nd Period

	0 : 2	MOLLMANN A.
	0 : 4	GETTWART B.
MARTINSEN M.	2 : 4	
	2 : 6	MOLLMANN A.
WELFLER M.	4 : 6	
	4 : 8	GETTWART B.
MARTINSEN M.	6 : 8	
	6 : 10	GETTWART B.
WELFLER M.	8 : 10	
	8 : 12	KATTNER I.
PETERSEN S.	10 : 12	
	10 : 14	GETTWART B.
SJAAMO M.	12 : 14	
	12 : 16	SCHAFER M.
PETERSEN S.	14 : 16	
	14 : 18	GETTWART B.
MARTINSEN M.	16 : 18	
	16 : 20	SCHAFER M.
	16 : 21	KATTNER I.
	16 : 23	GETTWART B.

Shootout

HAMMERSTAD E.	2 : 0	
	2 : 2	KATTNER I.
	2 : 4	GETTWART B.
	2 : 6	WALTER K.
WELFLER M.	4 : 6	
	4 : 7	KRETZSCHMAR L.
MARTINSEN M.	6 : 7	

Legend:	% Efficiency	1-Pt No.	1-Point-Shots Number	1-Pt Spin P6m	1-Point-Spinshots 6m Penalty Shots	DR Spin	Disqualification with Report Spinshots
	GG Golden Goal	S+D	2nd Suspension				
	SUS 1st Suspension						

Timing and Results provided by TISSOT





Match No.: 8 Court 1

Start List

ARG - USA

Referees: Josue RESENDIZ (MEX) / Jesus RUIZ (MEX)

Technical Delegate A: Chatchai SANGSKEELUX (THA)

Technical Delegate B: Luiz Filipe CALDAS (BRA)

Timekeeper: Laura BUCHON PEREA (ESP)

Secretary: Patricia del VALLE ENCUESTRA (ESP)

ARG - Argentina

No.	Name	Date of Birth	Competition Statistics						
			MP	Points	1-Pt	2-Pt	SUS	S+D	DR
2	Agustina MIROTTA	10 AUG 1995	2	15	1/1	7/11			
3	Gisella BONOMI	19 MAR 2000	2	25	3/4	11/14			
4	Carolina PONCE	15 MAY 2000	2			0/1			
5	Fiorella CORIMBERTO	29 AUG 2001	2	28		14/14			
6	Ivana ELIGES	14 OCT 1983	2	10		5/6			
7	Gisela THURMANN	29 JUN 1988	2						
8	Micaela CORIMBERTO	29 AUG 2001	2	2		1/1			
12	Florencia BERICIO	21 SEP 1989	2	4		2/2			
13	Celeste MECCIA	26 MAY 1986	2	8		4/5			
20	Luciana SCORDAMAGLIA	17 JUL 1994	2				1		

Head Coach Salvador COMPARONE

ARG Played		
PR	AUS	2-0
PR	GER	1-2
PR	USA	12 JUL
PR	NOR	13 JUL
PR	MEX	13 JUL

USA - United States

No.	Name	Date of Birth	Competition Statistics						
			MP	Points	1-Pt	2-Pt	SUS	S+D	DR
3	Courtney HEELEY	18 MAR 1992	2	8		4/8			
5	Renee SNYDER	15 DEC 1980	2	16		8/12			
6	Christine MANSOUR	30 MAY 1993	2	28		14/18			
8	Cedar BELLOWES	15 OCT 1992	2				1		
9	Kimberly POPP	6 JUL 1986	2						
10	Cecilia AGRAZ	29 JAN 1991	2						
12	Emma JOHNSON	26 FEB 1997	2						
13	Isabelle GOSAR	15 MAR 1995	2						
14	Ashley van RYN	4 AUG 1986	2	14		7/14			
16	Staci SELF	6 FEB 1985	2						

Head Coach Lisa DUNN

USA Played		
PR	NOR	0-2
PR	AUS	2-0
PR	ARG	12 JUL
PR	MEX	13 JUL
PR	GER	13 JUL

Legend:							
1-Pt	1-Point Shots	2-Pt	2-Point Shots	PL 5-7	Placement 5-7	DR	Disqualification+Report
MP	Matches played	No.	Uniform Number	PR	Preliminary Round	SUS	1st Suspensions
S+D	2nd Suspensions						

Timing and Results provided by  TISSOT





Match No.: 8 Court 1

Results

Argentina 2 vs 0 United States of America

Referees:
Josue RESENDIZ (MEX)
Jesus RUIZ (MEX)

1st Period: 22 - 12
2nd Period: 26 - 12

ARG - Argentina

Headcoach: Salvador COMPARONE

No.	Name	Total				Goals / Shots							Punishments			
		Points	Goals	Shots	%	1-Pt All	1-Pt Spin	Spin	In-flight	Specialist	Direct Goal	P6m	SUS	S+D	DR	
2	Agustina MIROTTA	8	4	8	50			0 / 1	4 / 7							
3	Gisella BONOMI	16	8	8	100			2 / 2	6 / 6							
4	Carolina PONCE	6	3	3	100					3 / 3						
5	Fiorella CORIMBERTO	12	6	7	86			5 / 6	1 / 1							
6	Ivana ELIGES	2	1	2	50					1 / 2						
7	Gisela THURMANN													1		
8	Micaela CORIMBERTO															
12	Florencia BERICIO	2	1	2	50						1 / 2					
13	Celeste MECCIA	2	1	2	50							1 / 2				
20	Luciana SCORDAMAGLIA															
Totals		48	24	32	75			7 / 9	11 / 14	4 / 5	1 / 2	1 / 2	1			

No.	Goalkeeper	Total			Saves / Shots						
		Saves	Shots	%	1-Pt All	1-Pt Spin	Spin	In-flight	Specialist	Direct Goal	P6m
12	Florencia BERICIO	8	20	40			2 / 5	4 / 8	2 / 5		0 / 2
Totals		8	20	40			2 / 5	4 / 8	2 / 5		0 / 2


USA - United States

Headcoach: Lisa DUNN

Team time outs: 2

No.	Name	Total				Goals / Shots							Punishments			
		Points	Goals	Shots	%	1-Pt All	1-Pt Spin	Spin	In-flight	Specialist	Direct Goal	P6m	SUS	S+D	DR	
3	Courtney HEELEY	6	3	5	60					3 / 5						
5	Renee SNYDER		0	3	0			0 / 3								
6	Christine MANSOUR	14	7	13	54			3 / 5	2 / 6			2 / 2				
8	Cedar BELLOWS															
9	Kimberly POPP															
10	Cecilia AGRAZ															
12	Emma JOHNSON															
13	Isabelle GOSAR												1	1		
14	Ashley van RYN	4	2	7	29			0 / 2	2 / 5							
16	Staci SELF															
Totals		24	12	28	43			3 / 10	4 / 11	3 / 5		2 / 2	1	1		

No.	Goalkeeper	Total			Saves / Shots						
		Saves	Shots	%	1-Pt All	1-Pt Spin	Spin	In-flight	Specialist	Direct Goal	P6m
12	Emma JOHNSON	3	14	21			1 / 5	0 / 7	1 / 1		1 / 1
16	Staci SELF	3	16	19			1 / 4	2 / 6	0 / 4	0 / 1	0 / 1
Totals		6	30	20			2 / 9	2 / 13	1 / 5	0 / 1	1 / 2

Timing and Results provided by  TISSOT



Match No.: 8 Court 1

Results

Team Comparison	1st Period				2nd Period			
	Argentina		United States of America		Argentina		United States of America	
	Goals/Shots	%	Goals/Shots	%	Goals/Shots	%	Goals/Shots	%
In-flight Shots	7 / 8	88	2 / 4	50	4 / 6	67	2 / 7	29
Spin Shots	4 / 5	80	2 / 5	40	3 / 4	75	1 / 5	20
Specialist Shots	0 / 1	0	2 / 4	50	4 / 4	100	1 / 1	100
1-Point Shots								
Direct Goal Shots	0 / 1	0			1 / 1	100		
6-meter Shots					1 / 2	50	2 / 2	100
1-Point Spin Shots								



Match No.: 8 Court 1

Results

Argentina 2 vs 0 United States of America

Referees:
Josue RESENDIZ (MEX)
Jesus RUIZ (MEX)

1st Period: 22 - 12
2nd Period: 26 - 12

ARG - Argentina

No.	Name	Technical skills					
		Assists	Steals	Blocked Shots	Received 6m Fouls	Penalty Fouls	Turnovers
2	Agustina MIROTTA	1					
3	Gisella BONOMI						
4	Carolina PONCE	1					
5	Fiorella CORIMBERTO	5			1		1
6	Ivana ELIGES	4			1		
7	Gisela THURMANN			1			
8	Micaela CORIMBERTO			1			
12	Florencia BERICIO						
13	Celeste MECCIA		1			1	
20	Luciana SCORDAMAGLIA			1		1	
Team							
Totals		11	1	3	2	2	1

Running Score
ARG - USA

1st Period

MIROTTA A.	2	: 0
BONOMI G.	4	: 0
	4	: 2 VAN RYN A.
CORIMBERTO F.	6	: 2
CORIMBERTO F.	8	: 2
MIROTTA A.	10	: 2
	10	: 4 HEELEY C.
BONOMI G.	12	: 4
	12	: 6 MANSOUR C.
BONOMI G.	14	: 6
	14	: 8 VAN RYN A.
CORIMBERTO F.	16	: 8
	16	: 10 MANSOUR C.
	16	: 12 HEELEY C.
CORIMBERTO F.	18	: 12
BONOMI G.	20	: 12
BONOMI G.	22	: 12

USA - United States

No.	Name	Technical skills					
		Assists	Steals	Blocked Shots	Received 6m Fouls	Penalty Fouls	Turnovers
3	Courtney HEELEY	2					3
5	Renee SNYDER	1					3
6	Christine MANSOUR						2
8	Cedar BELLOWS						
9	Kimberly POPP						
10	Cecilia AGRAZ						
12	Emma JOHNSON						
13	Isabelle GOSAR					1	
14	Ashley van RYN				1		1
16	Staci SELF						
Team							
Totals		3			1	1	9

2nd Period

	0	: 2 MANSOUR C.
CORIMBERTO F.	2	: 2
	2	: 4 MANSOUR C.
	2	: 6 MANSOUR C.
MIROTTA A.	4	: 6
	4	: 8 HEELEY C.
BERICIO F.	6	: 8
PONCE C.	8	: 8
CORIMBERTO F.	10	: 8
BONOMI G.	12	: 8
BONOMI G.	14	: 8
ELIGES I.	16	: 8
BONOMI G.	18	: 8
MIROTTA A.	20	: 8
	20	: 10 MANSOUR C.
PONCE C.	22	: 10
MECCIA C.	24	: 10
	24	: 12 MANSOUR C.
PONCE C.	26	: 12

Legend:	% Efficiency	1-Pt No.	1-Point-Shots	1-Pt Spin P6m	1-Point-Spinshots	DR Spin	Disqualification with Report
GG	Golden Goal	S+D	Number		6m Penalty Shots		Spinnshots
SUS	1st Suspension		2nd Suspension				

Timing and Results provided by TISSOT





Match No.: 9 Court 1

Start List

AUS - MEX

Referees: Tea LACKOVIC (CRO) / Natasa VISNJIC (CRO)

Technical Delegate A: Juan de ARMA (ARG)
Technical Delegate B: Ioannis MEIMARIDIS (GRE)
Timekeeper: Boris MANDAK (SVK)
Secretary: Mario RUDINSKY (SVK)

AUS - Australia

No.	Name	Date of Birth	Competition Statistics						
			MP	Points	1-Pt	2-Pt	SUS	S+D	DR
3	Annabel MILLS	17 JUL 2000	2	4					
4	Jessie WOOD	17 MAR 1997	2			0/2			
5	Erin STRONG	7 OCT 1990	2						
6	Kaycee CLARK	16 MAR 2002	2	5	1/1	2/7			
8	Haylee WILSON	8 FEB 1993	2	4		2/3	1		
9	Lucy WATKINS	23 MAR 2002	2						
10	Allira HUDSON-GOFERS	17 APR 1982	2	9	1/2	4/8			
11	Aline VIANA	16 JUL 1985	2	2		1/9			
20	Jessica FALLAH	10 JUL 1999	2	7	1/1	3/6			
23	Amy THOMAS	2 SEP 2000	2						
Head Coach Andrew KELSO									

AUS Played		
PR	ARG	0-2
PR	USA	0-2
PR	MEX	12 JUL
PR	GER	13 JUL
PR	NOR	13 JUL

MEX - Mexico

No.	Name	Date of Birth	Competition Statistics						
			MP	Points	1-Pt	2-Pt	SUS	S+D	DR
5	Ana HERNANDEZ	29 NOV 1989	2	2		1/4			
6	Claudia MACIAS	22 JUL 1992	2	22		11/14			
7	Gabriela SALAZAR	24 JUL 1994	2						
8	Itzel VARGAS	3 AUG 2000	2	13	1/1	6/12			
9	Lucia BERRA	1 JAN 1998	2				1		
10	Fernanda RIVERA	27 JUL 1991	2	5	1/1	2/3			
11	Martha MEJIA	11 APR 1992	2	6		3/5			
12	Edna URESTY	30 JUN 1995	2	21	1/1	10/14			
14	Andrea de LEON	10 DEC 1997	2				1		
15	Adela VALENZUELA	30 JUL 1992	2						
Head Coach Miguel CONTRERAS									

MEX Played		
PR	GER	0-2
PR	NOR	0-2
PR	AUS	12 JUL
PR	USA	13 JUL
PR	ARG	13 JUL

Legend:							
1-Pt	1-Point Shots	2-Pt	2-Point Shots	PL 5-7	Placement 5-7	DR	Disqualification+Report
MP	Matches played	No.	Uniform Number	PR	Preliminary Round	SUS	1st Suspensions
S+D	2nd Suspensions						

Timing and Results provided by  TISSOT





Match No.: 9 Court 1

Results

Australia 0 vs 2 Mexico

Referees:
Tea LACKOVIC (CRO)
Natasa VISNJIC (CRO)

1st Period: 9 - 24
2nd Period: 15 - 28

AUS - Australia

Headcoach: Andrew KELSO

Team time outs: 1

No.	Name	Total				Goals / Shots							Punishments		
		Points	Goals	Shots	%	1-Pt All	1-Pt Spin	Spin	In-flight	Specialist	Direct Goal	P6m	SUS	S+D	DR
3	Annabel MILLS	4	2	4	50			1 / 2	1 / 2						
4	Jessie WOOD														
5	Erin STRONG														
6	Kaycee CLARK		0	1	0				0 / 1				1		
8	Haylee WILSON	5	3	5	60	1 / 1		1 / 3	1 / 1						
9	Lucy WATKINS														
10	Allira HUDSON-GOFERS	4	2	4	50					2 / 3		0 / 1			
11	Aline VIANA	8	4	6	67			2 / 3	1 / 2			1 / 1			
20	Jessica FALLAH	3	2	5	40	1 / 1		1 / 2	0 / 2						
23	Amy THOMAS														
Totals		24	13	25	52	2 / 2		5 / 10	3 / 8	2 / 3		1 / 2	1		

No.	Goalkeeper	Total			Saves / Shots						
		Saves	Shots	%	1-Pt All	1-Pt Spin	Spin	In-flight	Specialist	Direct Goal	P6m
5	Erin STRONG	1	10	10			0 / 4	0 / 3	1 / 3		
23	Amy THOMAS	0	17	0			0 / 9	0 / 5	0 / 3		
Totals		1	27	4			0 / 13	0 / 8	1 / 6		

MEX - Mexico

Headcoach: Miguel CONTRERAS

No.	Name	Total				Goals / Shots							Punishments		
		Points	Goals	Shots	%	1-Pt All	1-Pt Spin	Spin	In-flight	Specialist	Direct Goal	P6m	SUS	S+D	DR
5	Ana HERNANDEZ														
6	Claudia MACIAS	14	7	8	88			3 / 3		4 / 5					
7	Gabriela SALAZAR														
8	Itzel VARGAS	20	10	12	83			5 / 6	4 / 5	1 / 1					
9	Lucia BERRA														
10	Fernanda RIVERA	2	1	1	100				1 / 1						
11	Martha MEJIA	2	1	2	50			0 / 1	1 / 1						
12	Edna URESTY	14	7	7	100			5 / 5	2 / 2						
14	Andrea de LEON														
15	Adela VALENZUELA														
Totals		52	26	30	87			13 / 15	8 / 9	5 / 6					

No.	Goalkeeper	Total			Saves / Shots						
		Saves	Shots	%	1-Pt All	1-Pt Spin	Spin	In-flight	Specialist	Direct Goal	P6m
7	Gabriela SALAZAR	2	7	29			0 / 1	2 / 4	0 / 2		
15	Adela VALENZUELA	5	13	38	0 / 2		1 / 5	3 / 4	1 / 1		0 / 1
Totals		7	20	35	0 / 2		1 / 6	5 / 8	1 / 3		0 / 1

Timing and Results provided by 



Match No.: 9 Court 1

Results

Team Comparison	1st Period				2nd Period			
	Australia		Mexico		Australia		Mexico	
	Goals/Shots	%	Goals/Shots	%	Goals/Shots	%	Goals/Shots	%
In-flight Shots	1 / 2	50	3 / 4	75	2 / 6	33	5 / 5	100
Spin Shots	3 / 5	60	6 / 8	75	2 / 5	40	7 / 7	100
Specialist Shots	0 / 1	0	3 / 3	100	2 / 2	100	2 / 3	67
1-Point Shots	1 / 1	100			1 / 1	100		
Direct Goal Shots								
6-meter Shots	0 / 1	0			1 / 1	100		
1-Point Spin Shots								



Match No.: 9 Court 1

Results

Australia 0 vs 2 Mexico

Referees:
Tea LACKOVIC (CRO)
Natasa VISNJIC (CRO)

1st Period: 9 - 24
2nd Period: 15 - 28

AUS - Australia

No.	Name	Technical skills					
		Assists	Steals	Blocked Shots	Received 6m Fouls	Penalty Fouls	Turnovers
3	Annabel MILLS				1		1
4	Jessie WOOD	3					1
5	Erin STRONG						
6	Kaycee CLARK						
8	Haylee WILSON						2
9	Lucy WATKINS						
10	Allira HUDSON-GOFERS						1
11	Aline VIANA				1		3
20	Jessica FALLAH						4
23	Amy THOMAS						
Team							1
Totals		3			2		13

Running Score

AUS - MEX

1st Period

0 : 2	URESTY E.
0 : 4	VARGAS I.
0 : 6	URESTY E.
FALLAH J. 2 : 6	
2 : 8	MACIAS C.
WILSON H. 3 : 8	
3 : 10	VARGAS I.
3 : 12	VARGAS I.
3 : 14	URESTY E.
3 : 16	MACIAS C.
VIANA A. 5 : 16	
VIANA A. 7 : 16	
7 : 18	VARGAS I.
7 : 20	VARGAS I.
7 : 22	MACIAS C.
VIANA A. 9 : 22	
9 : 24	MACIAS C.

MEX - Mexico

No.	Name	Technical skills					
		Assists	Steals	Blocked Shots	Received 6m Fouls	Penalty Fouls	Turnovers
5	Ana HERNANDEZ	1					1
6	Claudia MACIAS	2					1
7	Gabriela SALAZAR						1
8	Itzel VARGAS						4
9	Lucia BERRA			1		2	
10	Fernanda RIVERA						
11	Martha MEJIA						1
12	Edna URESTY	2					1
14	Andrea de LEON						
15	Adela VALENZUELA						1
Team							
Totals		5		1		2	10

2nd Period

0 : 2	VARGAS I.
VIANA A. 2 : 2	
2 : 4	MACIAS C.
FALLAH J. 3 : 4	
3 : 6	VARGAS I.
MILLS A. 5 : 6	
5 : 8	VARGAS I.
MILLS A. 7 : 8	
7 : 10	URESTY E.
7 : 12	MEJIA M.
7 : 14	MACIAS C.
7 : 16	URESTY E.
7 : 18	VARGAS I.
7 : 20	URESTY E.
HUDSON-GOFERS A. 9 : 20	
9 : 22	URESTY E.
WILSON H. 11 : 22	
11 : 24	RIVERA F.
HUDSON-GOFERS A. 13 : 24	
13 : 26	VARGAS I.
WILSON H. 15 : 26	
15 : 28	MACIAS C.

Legend:							
%	Efficiency	1-Pt	1-Point-Shots	1-Pt Spin	1-Point-Spinshots	DR	Disqualification with Report
GG	Golden Goal	No.	Number	P6m	6m Penalty Shots	Spin	Spinnshots
SUS	1st Suspension	S+D	2nd Suspension				

Timing and Results provided by TISSOT





Match No.: 10 Court 1

Start List

GER - AUS

Referees: Nichlas NYGAARD (DEN) / Jonas PRIMDAHL (DEN)

Technical Delegate A: Jerome ROLLAND (FRA)
 Technical Delegate B: Emir BESLIJA (MNE)
 Timekeeper: Pablo MARTINEZ ISOLA (URU)
 Secretary: Luis MONICO OTTADO (URU)

GER - Germany

No.	Name	Date of Birth	Competition Statistics						
			MP	Points	1-Pt	2-Pt	SUS	S+D	DR
5	Kirsten Sophie WALTER	21 FEB 1996	3	4		2/2	3		
6	Michelle SCHAFER	19 NOV 2003	3	14		7/11			
8	Belen GETTWART	15 MAR 2002	3	30		15/18			
10	Isabel KATTNER	17 OCT 2000	3	31	1/1	15/21			
17	Lena KLINGLER	3 OCT 2000	3	11	1/1	5/14			
20	Katharina FILTER	4 FEB 1999	3	4		2/3			
26	Carolin HUBNER	5 JUN 2004	3	2		1/1			
33	Lucie KRETZSCHMAR	7 AUG 2000	3	3	1/1	1/1			
34	Liv SUCHTING	29 MAY 2000	3				2		
66	Amelie MOLLMANN	22 MAY 2001	3	46		23/32			
Head Coach Alexander NOVAKOVIC									


GER Played		
PR	MEX	2-0
PR	ARG	2-1
PR	NOR	2-1
PR	AUS	13 JUL
PR	USA	13 JUL

AUS - Australia

No.	Name	Date of Birth	Competition Statistics						
			MP	Points	1-Pt	2-Pt	SUS	S+D	DR
3	Annabel MILLS	17 JUL 2000	3	8		4/12			
4	Jessie WOOD	17 MAR 1997	3			0/2			
5	Erin STRONG	7 OCT 1990	3						
6	Kaycee CLARK	16 MAR 2002	3	5	1/1	2/8	1		
8	Haylee WILSON	8 FEB 1993	3	9	1/1	4/7	1		
9	Lucy WATKINS	23 MAR 2002	3						
10	Allira HUDSON-GOFERS	17 APR 1982	3	13	1/2	6/12			
11	Aline VIANA	16 JUL 1985	3	10		5/15			
20	Jessica FALLAH	10 JUL 1999	3	10	2/2	4/10			
23	Amy THOMAS	2 SEP 2000	3						
Head Coach Andrew KELSO									

AUS Played		
PR	ARG	0-2
PR	USA	0-2
PR	MEX	0-2
PR	GER	13 JUL
PR	NOR	13 JUL

Legend:							
1-Pt	1-Point Shots	2-Pt	2-Point Shots	PL 5-7	Placement 5-7	DR	Disqualification+Report
MP	Matches played	No.	Uniform Number	PR	Preliminary Round	SUS	1st Suspensions
S+D	2nd Suspensions						

Timing and Results provided by  TISSOT





Match No.: 10 Court 1

Results

Germany 2 vs 0 Australia

Referees:
Nichlas NYGAARD (DEN)
Jonas PRIMDAHL (DEN)

1st Period: 28 - 0
2nd Period: 24 - 6

GER - Germany

Headcoach: Alexander NOVAKOVIC

No.	Name	Total				Goals / Shots							Punishments			
		Points	Goals	Shots	%	1-Pt All	1-Pt Spin	Spin	In-flight	Specialist	Direct Goal	P6m	SUS	S+D	DR	
5	Kirsten Sophie WALTER															
6	Michelle SCHAFER	14	7	8	88					7 / 8						
8	Belen GETTWART															
10	Isabel KATTNER	10	5	7	71			3 / 4	2 / 3							
17	Lena KLINGLER	12	6	7	86			5 / 6	1 / 1							
20	Katharina FILTER		0	1	0						0 / 1					
26	Carolin HUBNER	2	1	2	50			0 / 1	1 / 1							
33	Lucie KRETZSCHMAR	2	1	1	100			1 / 1								
34	Liv SUCHTING															
66	Amelie MOLLMANN	12	6	6	100			6 / 6								
Totals		52	26	32	81			15 / 18	4 / 5	7 / 8	0 / 1					

No.	Goalkeeper	Total				Saves / Shots						
		Saves	Shots	%	1-Pt All	1-Pt Spin	Spin	In-flight	Specialist	Direct Goal	P6m	
20	Katharina FILTER	15	18	83			4 / 6	6 / 7	5 / 5			
Totals		15	18	83			4 / 6	6 / 7	5 / 5			

AUS - Australia

Headcoach: Andrew KELSO

Team time outs: 1

No.	Name	Total				Goals / Shots							Punishments			
		Points	Goals	Shots	%	1-Pt All	1-Pt Spin	Spin	In-flight	Specialist	Direct Goal	P6m	SUS	S+D	DR	
3	Annabel MILLS		0	3	0			0 / 2	0 / 1							
4	Jessie WOOD		0	1	0					0 / 1						
5	Erin STRONG															
6	Kaycee CLARK															
8	Haylee WILSON	4	2	4	50			1 / 2	1 / 2							
9	Lucy WATKINS															
10	Allira HUDSON-GOFERS		0	4	0				0 / 2	0 / 2						
11	Aline VIANA		0	6	0			0 / 2	0 / 4							
20	Jessica FALLAH	2	1	6	17			1 / 2	0 / 1	0 / 3						
23	Amy THOMAS															
Totals		6	3	24	13			2 / 8	1 / 10	0 / 6						

No.	Goalkeeper	Total				Saves / Shots						
		Saves	Shots	%	1-Pt All	1-Pt Spin	Spin	In-flight	Specialist	Direct Goal	P6m	
5	Erin STRONG	2	14	14			2 / 7	0 / 4	0 / 3			
23	Amy THOMAS	1	15	7			0 / 10	1 / 1	0 / 4			
Totals		3	29	10			2 / 17	1 / 5	0 / 7			


Timing and Results provided by  TISSOT



Match No.: 10 Court 1

Results

Team Comparison	1st Period				2nd Period			
	Germany		Australia		Germany		Australia	
	Goals/Shots	%	Goals/Shots	%	Goals/Shots	%	Goals/Shots	%
In-flight Shots	1 / 2	50	0 / 5	0	3 / 3	100	1 / 5	20
Spin Shots	8 / 9	89	0 / 3	0	7 / 9	78	2 / 5	40
Specialist Shots	5 / 6	83	0 / 4	0	2 / 2	100	0 / 2	0
1-Point Shots								
Direct Goal Shots	0 / 1	0						
6-meter Shots								
1-Point Spin Shots								

Timing and Results provided by  TISSOT





Match No.: 10 Court 1

Results

Germany 2 vs 0 Australia

Referees:
Nichlas NYGAARD (DEN)
Jonas PRIMDAHL (DEN)

1st Period: 28 - 0
2nd Period: 24 - 6

GER - Germany

No.	Name	Technical skills					
		Assists	Steals	Blocked Shots	Received 6m Fouls	Penalty Fouls	Turnovers
5	Kirsten Sophie WALTER						
6	Michelle SCHAFFER						
8	Belen GETTWARD						
10	Isabel KATTNER						
17	Lena KLINGLER	1					2
20	Katharina FILTER						
26	Carolin HUBNER	1					
33	Lucie KRETZSCHMAR		2	1			
34	Liv SUCHTING		1				
66	Amelie MOLLMANN	3					2
Team							
Totals		5	3	1			4

Running Score

GER - AUS

1st Period

KLINGLER L.	2 : 0
MOLLMANN A.	4 : 0
KATTNER I.	6 : 0
KLINGLER L.	8 : 0
SCHAFFER M.	10 : 0
KLINGLER L.	12 : 0
SCHAFFER M.	14 : 0
KATTNER I.	16 : 0
SCHAFFER M.	18 : 0
MOLLMANN A.	20 : 0
HUBNER C.	22 : 0
KLINGLER L.	24 : 0
SCHAFFER M.	26 : 0
SCHAFFER M.	28 : 0


2nd Period

MOLLMANN A.	2 : 0
MOLLMANN A.	4 : 0
SCHAFFER M.	6 : 0
KRETZSCHMAR L.	8 : 0
MOLLMANN A.	10 : 0
10 : 2	WILSON H.
SCHAFFER M.	12 : 2
MOLLMANN A.	14 : 2
KATTNER I.	16 : 2
16 : 4	FALLAH J.
KATTNER I.	18 : 4
KLINGLER L.	20 : 4
KLINGLER L.	22 : 4
22 : 6	WILSON H.
KATTNER I.	24 : 6

AUS - Australia

No.	Name	Technical skills					
		Assists	Steals	Blocked Shots	Received 6m Fouls	Penalty Fouls	Turnovers
3	Annabel MILLS						1
4	Jessie WOOD						2
5	Erin STRONG						
6	Kaycee CLARK						
8	Haylee WILSON						
9	Lucy WATKINS		1				
10	Allira HUDSON-GOFERS						5
11	Aline VIANA		1				1
20	Jessica FALLAH						2
23	Amy THOMAS						
Team							
Totals			2				11

Legend:	% Efficiency	1-Pt No.	1-Point-Shots Number	1-Pt Spin P6m	1-Point-Spinshots 6m Penalty Shots	DR Spin	Disqualification with Report Spinshots
	GG Golden Goal	S+D	2nd Suspension				
	SUS 1st Suspension						

Timing and Results provided by  TISSOT



Match No.: 11 Court 2

Start List

NOR - ARG

Referees: Laura BUCHON PEREA (ESP) / Patricia del VALLE ENCUESTRA (ESP)

Technical Delegate A: Garrett PERKINS (USA)
Technical Delegate B: Chatchai SANGSKEELUX (THA)
Timekeeper: Josue RESENDIZ (MEX)
Secretary: Jesus RUIZ (MEX)

NOR - Norway

No.	Name	Date of Birth	Competition Statistics						
			MP	Points	1-Pt	2-Pt	SUS	S+D	DR
1	Thea GRANLUND	12 JUL 1995	3						
3	Elisabeth HAMMERSTAD	27 JUN 1993	3	2		1/2	1		
4	Martine WELFLER	27 OCT 1991	3	43	1/1	21/24			
5	Marielle MARTINSEN	14 FEB 1995	3	35	1/1	17/22			
6	Hanne OLSVIK	9 OCT 2000	3			0/1			
8	Susanne PETERSEN	17 SEP 1996	3	6		3/4			
10	Maren SJAAMO	9 JAN 2001	3	20		10/16			
14	Ine GRIMSRUD	28 MAR 2001	3	12		6/12			
16	Tonje LERSTAD	9 OCT 1996	3	2		1/2	1		
19	Thina OYESVOLD	7 OCT 2000	3	1	1/1	0/2			
Head Coach Eskil ANDREASSEN									


NOR Played		
PR	USA	2-0
PR	MEX	2-0
PR	GER	1-2
PR	ARG	13 JUL
PR	AUS	13 JUL

ARG - Argentina

No.	Name	Date of Birth	Competition Statistics						
			MP	Points	1-Pt	2-Pt	SUS	S+D	DR
2	Agustina MIROTTA	10 AUG 1995	3	23	1/1	11/19			
3	Gisella BONOMI	19 MAR 2000	3	41	3/4	19/22			
4	Carolina PONCE	15 MAY 2000	3	6		3/4			
5	Fiorella CORIMBERTO	29 AUG 2001	3	40		20/21			
6	Ivana ELIGES	14 OCT 1983	3	12		6/8			
7	Gisela THURMANN	29 JUN 1988	3				1		
8	Micaela CORIMBERTO	29 AUG 2001	3	2		1/1			
12	Florencia BERICIO	21 SEP 1989	3	6		3/4			
13	Celeste MECCIA	26 MAY 1986	3	10		5/7			
20	Luciana SCORDAMAGLIA	17 JUL 1994	3				1		
Head Coach Salvador COMPARONE									

ARG Played		
PR	AUS	2-0
PR	GER	1-2
PR	USA	2-0
PR	NOR	13 JUL
PR	MEX	13 JUL

Legend:							
1-Pt	1-Point Shots	2-Pt	2-Point Shots	PL 5-7	Placement 5-7	DR	Disqualification+Report
MP	Matches played	No.	Uniform Number	PR	Preliminary Round	SUS	1st Suspensions
S+D	2nd Suspensions						

Timing and Results provided by  TISSOT





Match No.: 11 Court 2

Results

Norway 2 vs 1 Argentina

Referees:
Laura BUCHON PEREA (ESP)
Patricia del VALLE ENCUESTRA (ESP)

1st Period: 16 - 23
2nd Period: 25 - 20
Shootout: 7 - 4

NOR - Norway

Headcoach: Eskil ANDREASSEN

Team time outs: 1

No.	Name	Total				Goals / Shots						Punishments			
		Points	Goals	Shots	%	1-Pt All	1-Pt Spin	Spin	In-flight	Specialist	Direct Goal	P6m	SUS	S+D	DR
1	Thea GRANLUND														
3	Elisabeth HAMMERSTAD	2	1	1	100			1 / 1							
4	Martine WELFLER	16	8	11	73			7 / 10	1 / 1						
5	Marielle MARTINSEN	14	8	12	67	2 / 2		5 / 7	0 / 1			1 / 2			
6	Hanne OLSVIK														
8	Susanne PETTERSEN	6	3	4	75			2 / 2				1 / 2			
10	Maren SJAAMO	6	3	5	60			1 / 1		2 / 4					
14	Ine GRIMSRUD	4	2	3	67			2 / 3							
16	Tonje LERSTAD														
19	Thina OYESVOLD														
Totals		48	25	36	69	2 / 2		18 / 24	1 / 2	2 / 4		2 / 4			


No.	Goalkeeper	Total			Saves / Shots						
		Saves	Shots	%	1-Pt All	1-Pt Spin	Spin	In-flight	Specialist	Direct Goal	P6m
3	Elisabeth HAMMERSTAD	1	2	50			1 / 2				
16	Tonje LERSTAD	4	27	15	0 / 1		1 / 7	2 / 12	1 / 6		0 / 1
Totals		5	29	17	0 / 1		2 / 9	2 / 12	1 / 6		0 / 1

ARG - Argentina

Headcoach: Salvador COMPARONE

No.	Name	Total				Goals / Shots						Punishments			
		Points	Goals	Shots	%	1-Pt All	1-Pt Spin	Spin	In-flight	Specialist	Direct Goal	P6m	SUS	S+D	DR
2	Agustina MIROTTA	17	9	14	64	1 / 1		3 / 6	5 / 7						
3	Gisella BONOMI	14	7	7	100			3 / 3	4 / 4						
4	Carolina PONCE	6	3	4	75					3 / 4					
5	Fiorella CORIMBERTO	2	1	2	50			0 / 1	1 / 1						
6	Ivana ELIGES	6	3	4	75			1 / 1		2 / 2	0 / 1				
7	Gisela THURMANN														
8	Micaela CORIMBERTO														
12	Florencia BERICIO														
13	Celeste MECCIA	2	1	1	100							1 / 1			
20	Luciana SCORDAMAGLIA												1		
Totals		47	24	32	75	1 / 1		7 / 11	10 / 12	5 / 6	0 / 1	1 / 1	1		

No.	Goalkeeper	Total			Saves / Shots						
		Saves	Shots	%	1-Pt All	1-Pt Spin	Spin	In-flight	Specialist	Direct Goal	P6m
3	Gisella BONOMI	0	2	0	0 / 1		0 / 1				
12	Florencia BERICIO	8	31	26	0 / 1		4 / 21	1 / 2	1 / 3		2 / 4
20	Luciana SCORDAMAGLIA										
Totals		8	33	24	0 / 2		4 / 22	1 / 2	1 / 3		2 / 4


Timing and Results provided by  TISSOT



Match No.: 11 Court 2

Results

Team Comparison	1st Period				2nd Period			
	Norway		Argentina		Norway		Argentina	
	Goals/Shots	%	Goals/Shots	%	Goals/Shots	%	Goals/Shots	%
In-flight Shots	0 / 1	0	5 / 6	83	1 / 1	100	5 / 6	83
Spin Shots	7 / 10	70	2 / 3	67	8 / 11	73	3 / 4	75
Specialist Shots	0 / 2	0	4 / 4	100	2 / 2	100	1 / 2	50
1-Point Shots			1 / 1	100	1 / 1	100		
Direct Goal Shots								
6-meter Shots	1 / 3	33			1 / 1	100	1 / 1	100
1-Point Spin Shots								

Timing and Results provided by  TISSOT





Match No.: 11 Court 2

Results

Norway 2 vs 1 Argentina

Referees:
Laura BUCHON PEREA (ESP)
Patricia del VALLE ENCUESTRA (ESP)

1st Period: 16 - 23
2nd Period: 25 - 20
Shootout: 7 - 4

NOR - Norway

No.	Name	Technical skills					
		Assists	Steals	Blocked Shots	Received 6m Fouls	Penalty Fouls	Turnovers
1	Thea GRANLUND						
3	Elisabeth HAMMERSTAD						
4	Martine WELFLER				2		1
5	Marielle MARTINSEN				2		1
6	Hanne OLSVIK						
8	Susanne PETERSEN					1	
10	Maren SJAAMO						1
14	Ine GRIMSRUD						1
16	Tonje LERSTAD						1
19	Thina OYESVOLD						1
Team							
Totals					4	1	5

ARG - Argentina

No.	Name	Technical skills					
		Assists	Steals	Blocked Shots	Received 6m Fouls	Penalty Fouls	Turnovers
2	Agustina MIROTTA				1		1
3	Gisella BONOMI	2					1
4	Carolina PONCE	2					1
5	Fiorella CORIMBERTO	4					2
6	Ivana ELIGES						1
7	Gisela THURMANN					1	
8	Micaela CORIMBERTO					1	
12	Florencia BERICIO						
13	Celeste MECCIA						
20	Luciana SCORDAMAGLIA					2	
Team							
Totals		8			1	4	6

Running Score

NOR - ARG

1st Period


0 : 2	ELIGES I.
0 : 4	MIROTTA A.
MARTINSEN M. 2 : 4	
2 : 6	MIROTTA A.
WELFLER M. 4 : 6	
4 : 8	MIROTTA A.
PETERSEN S. 6 : 8	
6 : 10	PONCE C.
MARTINSEN M. 8 : 10	
8 : 12	PONCE C.
8 : 14	MIROTTA A.
8 : 16	CORIMBERTO F.
WELFLER M. 10 : 16	
PETERSEN S. 12 : 16	
12 : 18	BONOMI G.
WELFLER M. 14 : 18	
14 : 20	ELIGES I.
14 : 22	BONOMI G.
PETERSEN S. 16 : 22	
16 : 23	MIROTTA A.

2nd Period

MARTINSEN M. 2 : 0	
2 : 2	MIROTTA A.
2 : 4	BONOMI G.
2 : 6	MECCIA C.
2 : 8	BONOMI G.
WELFLER M. 4 : 8	
4 : 10	BONOMI G.
MARTINSEN M. 6 : 10	
6 : 12	MIROTTA A.
SJAAMO M. 8 : 12	
WELFLER M. 10 : 12	
GRIMSRUD I. 12 : 12	
12 : 14	BONOMI G.
GRIMSRUD I. 14 : 14	
14 : 16	MIROTTA A.
MARTINSEN M. 16 : 16	
16 : 18	PONCE C.
SJAAMO M. 18 : 18	
WELFLER M. 20 : 18	
20 : 20	MIROTTA A.
MARTINSEN M. 22 : 20	
WELFLER M. 24 : 20	
MARTINSEN M. 25 : 20	

Shootout

0 : 2	BONOMI G.
HAMMERSTAD E. 2 : 2	
WELFLER M. 4 : 2	
MARTINSEN M. 5 : 2	
5 : 4	ELIGES I.

Timing and Results provided by  TISSOT




Match No.: 11 Court 2

Results

SJAAMO M. 7 : 4

Legend:							
%	Efficiency	1-Pt	1-Point-Shots	1-Pt Spin	1-Point-Spinshots	DR	Disqualification with Report
GG	Golden Goal	No.	Number	P6m	6m Penalty Shots	Spin	Spinshots
SUS	1st Suspension	S+D	2nd Suspension				

Timing and Results provided by  TISSOT





Match No.: 12 Court 1

Start List

USA - MEX

Referees: Hector ORJUELA (COL) / J. Camilo SALAMANCA (COL)

Technical Delegate A: Agnieszka SKOWRONEK (POL)

Technical Delegate B: Luiz Filipe CALDAS (BRA)

Timekeeper: Boris MANDAK (SVK)

Secretary: Mario RUDINSKY (SVK)

USA - United States

No.	Name	Date of Birth	Competition Statistics						
			MP	Points	1-Pt	2-Pt	SUS	S+D	DR
3	Courtney HEELEY	18 MAR 1992	3	14		7/13			
5	Renee SNYDER	15 DEC 1980	3	16		8/15			
6	Christine MANSOUR	30 MAY 1993	3	42		21/31			
8	Cedar BELLOWS	15 OCT 1992	3				1		
9	Kimberly POPP	6 JUL 1986	3						
10	Cecilia AGRAZ	29 JAN 1991	3						
12	Emma JOHNSON	26 FEB 1997	3						
13	Isabelle GOSAR	15 MAR 1995	3				1	1	
14	Ashley van RYN	4 AUG 1986	3	18		9/21			
16	Staci SELF	6 FEB 1985	3						
Head Coach Lisa DUNN									


USA Played		
PR	NOR	0-2
PR	AUS	2-0
PR	ARG	0-2
PR	MEX	13 JUL
PR	GER	13 JUL

MEX - Mexico

No.	Name	Date of Birth	Competition Statistics						
			MP	Points	1-Pt	2-Pt	SUS	S+D	DR
5	Ana HERNANDEZ	29 NOV 1989	3	2		1/4			
6	Claudia MACIAS	22 JUL 1992	3	36		18/22			
7	Gabriela SALAZAR	24 JUL 1994	3						
8	Itzel VARGAS	3 AUG 2000	3	33	1/1	16/24			
9	Lucia BERRA	1 JAN 1998	3				1		
10	Fernanda RIVERA	27 JUL 1991	3	7	1/1	3/4			
11	Martha MEJIA	11 APR 1992	3	8		4/7			
12	Edna URESTY	30 JUN 1995	3	35	1/1	17/21			
14	Andrea de LEON	10 DEC 1997	3				1		
15	Adela VALENZUELA	30 JUL 1992	3						
Head Coach Miguel CONTRERAS									

MEX Played		
PR	GER	0-2
PR	NOR	0-2
PR	AUS	2-0
PR	USA	13 JUL
PR	ARG	13 JUL

Legend:							
1-Pt	1-Point Shots	2-Pt	2-Point Shots	PL 5-7	Placement 5-7	DR	Disqualification+Report
MP	Matches played	No.	Uniform Number	PR	Preliminary Round	SUS	1st Suspensions
S+D	2nd Suspensions						

Timing and Results provided by  TISSOT





Match No.: 12 Court 1

Results

United States of America 2 vs 0 Mexico

Referees:
Hector ORJUELA (COL)
J. Camilo SALAMANCA (COL)

1st Period: 22 - 20
2nd Period: 20 - 18

USA - United States

Headcoach: Lisa DUNN

Team time outs: 2

No.	Name	Total				Goals / Shots						Punishments			
		Points	Goals	Shots	%	1-Pt All	1-Pt Spin	Spin	In-flight	Specialist	Direct Goal	P6m	SUS	S+D	DR
3	Courtney HEELEY	8	4	6	67			1 / 1		3 / 5					
5	Renee SNYDER	4	2	6	33			2 / 6							
6	Christine MANSOUR	22	12	15	80	2 / 2		8 / 9	1 / 3			1 / 1			
8	Cedar BELLOWS														
9	Kimberly POPP														
10	Cecilia AGRAZ												1		
12	Emma JOHNSON														
13	Isabelle GOSAR														
14	Ashley van RYN	8	4	7	57	0 / 1		0 / 1	4 / 5						
16	Staci SELF														
Totals		42	22	34	65	2 / 3		11 / 17	5 / 8	3 / 5		1 / 1	1		

No.	Goalkeeper	Total			Saves / Shots						
		Saves	Shots	%	1-Pt All	1-Pt Spin	Spin	In-flight	Specialist	Direct Goal	P6m
12	Emma JOHNSON	9	28	32			5 / 14	2 / 6	1 / 4	1 / 1	0 / 3
Totals		9	28	32			5 / 14	2 / 6	1 / 4	1 / 1	0 / 3


MEX - Mexico

Headcoach: Miguel CONTRERAS

Team time outs: 2

No.	Name	Total				Goals / Shots						Punishments		
		Points	Goals	Shots	%	1-Pt All	1-Pt Spin	Spin	In-flight	Specialist	Direct Goal	P6m	SUS	S+D
5	Ana HERNANDEZ		0	1	0					0 / 1				
6	Claudia MACIAS	6	3	5	60					3 / 5				
7	Gabriela SALAZAR													
8	Itzel VARGAS	14	7	10	70			3 / 4	1 / 2			3 / 4		
9	Lucia BERRA													
10	Fernanda RIVERA													
11	Martha MEJIA	14	7	11	64			4 / 7	3 / 4					
12	Edna URESTY	4	2	6	33			2 / 6						
14	Andrea de LEON													
15	Adela VALENZUELA		0	1	0						0 / 1			
Totals		38	19	34	56			9 / 17	4 / 6	3 / 6	0 / 1	3 / 4		

No.	Goalkeeper	Total			Saves / Shots						
		Saves	Shots	%	1-Pt All	1-Pt Spin	Spin	In-flight	Specialist	Direct Goal	P6m
7	Gabriela SALAZAR	0	1	0	0 / 1						
15	Adela VALENZUELA	6	27	22	0 / 1		4 / 15	1 / 6	1 / 4		0 / 1
Totals		6	28	21	0 / 2		4 / 15	1 / 6	1 / 4		0 / 1


Timing and Results provided by  TISSOT



Match No.: 12 Court 1

Results

Team Comparison	1st Period				2nd Period			
	United States of America		Mexico		United States of America		Mexico	
	Goals/Shots	%	Goals/Shots	%	Goals/Shots	%	Goals/Shots	%
In-flight Shots	2 / 3	67	2 / 3	67	3 / 5	60	2 / 3	67
Spin Shots	7 / 10	70	5 / 9	56	4 / 7	57	4 / 8	50
Specialist Shots	1 / 3	33	2 / 3	67	2 / 2	100	1 / 3	33
1-Point Shots					2 / 3	67		
Direct Goal Shots							0 / 1	0
6-meter Shots	1 / 1	100	1 / 1	100			2 / 3	67
1-Point Spin Shots								

Timing and Results provided by  TISSOT



Match No.: 12 Court 1

Results

United States of America 2 vs 0 Mexico

Referees:
Hector ORJUELA (COL)
J. Camilo SALAMANCA (COL)

1st Period: 22 - 20
2nd Period: 20 - 18

USA - United States

No.	Name	Technical skills					
		Assists	Steals	Blocked Shots	Received 6m Fouls	Penalty Fouls	Turnovers
3	Courtney HEELEY						
5	Renee SNYDER	1					4
6	Christine MANSOUR	1			1		
8	Cedar BELLOWS					1	
9	Kimberly POPP						1
10	Cecilia AGRAZ					2	
12	Emma JOHNSON	4					
13	Isabelle GOSAR						
14	Ashley van RYN						3
16	Staci SELF						
Team							
Totals		6			1	3	8

Running Score

USA - MEX

1st Period

0 : 2	MEJIA M.
2 : 2	
4 : 2	HEELEY C.
6 : 2	SNYDER R.
8 : 2	MANSOUR C.
8 : 4	VARGAS I.
8 : 6	MEJIA M.
8 : 8	MACIAS C.
10 : 8	MANSOUR C.
10 : 10	VARGAS I.
10 : 12	MEJIA M.
12 : 12	MANSOUR C.
12 : 14	VARGAS I.
14 : 14	MANSOUR C.
16 : 14	MANSOUR C.
16 : 16	MACIAS C.
18 : 16	MANSOUR C.
18 : 18	MEJIA M.
20 : 18	MANSOUR C.
20 : 20	MEJIA M.
22 : 20	HEELEY C.

MEX - Mexico

No.	Name	Technical skills					
		Assists	Steals	Blocked Shots	Received 6m Fouls	Penalty Fouls	Turnovers
5	Ana HERNANDEZ						
6	Claudia MACIAS				2		2
7	Gabriela SALAZAR						
8	Itzel VARGAS	1					1
9	Lucia BERRA						
10	Fernanda RIVERA		1				
11	Martha MEJIA	1					1
12	Edna URESTY	4			2		2
14	Andrea de LEON			1		1	
15	Adela VALENZUELA						
Team							1
Totals		6	1	1	4	1	7

2nd Period

0 : 2	MACIAS C.
2 : 2	MANSOUR C.
4 : 2	VAN RYN A.
4 : 4	VARGAS I.
6 : 4	VAN RYN A.
8 : 4	HEELEY C.
8 : 6	MEJIA M.
10 : 6	VAN RYN A.
10 : 8	MEJIA M.
11 : 8	MANSOUR C.
13 : 8	SNYDER R.
13 : 10	VARGAS I.
15 : 10	HEELEY C.
15 : 12	VARGAS I.
17 : 12	MANSOUR C.
19 : 12	MANSOUR C.
19 : 14	URESTY E.
19 : 16	URESTY E.
19 : 18	VARGAS I.
20 : 18	MANSOUR C.

Legend:	% Efficiency	1-Pt No. 1-Point-Shots	1-Pt Spin P6m 1-Point-Spinshots	DR Spin Disqualification with Report
GG Golden Goal	SUS 1st Suspension	S+D 2nd Suspension	6m Penalty Shots	Spinshots

Timing and Results provided by TISSOT





Match No.: 13 Court 1

Start List

AUS - NOR

Referees: Pablo MARTINEZ ISOLA (URU) / Luis MONICO OTTADO (URU)

Technical Delegate A: Chatchai SANGSKEELUX (THA)

Technical Delegate B: Juan de ARMA (ARG)

Timekeeper: Josue RESENDIZ (MEX)

Secretary: Jesus RUIZ (MEX)

AUS - Australia

No.	Name	Date of Birth	Competition Statistics						
			MP	Points	1-Pt	2-Pt	SUS	S+D	DR
3	Annabel MILLS	17 JUL 2000	3	8					
4	Jessie WOOD	17 MAR 1997	3			0/2			
5	Erin STRONG	7 OCT 1990	3						
6	Kaycee CLARK	16 MAR 2002	3	5	1/1	2/8	1		
8	Haylee WILSON	8 FEB 1993	3	9	1/1	4/7	1		
9	Lucy WATKINS	23 MAR 2002	3						
10	Allira HUDSON-GOFERS	17 APR 1982	3	13	1/2	6/12			
11	Aline VIANA	16 JUL 1985	3	10		5/15			
20	Jessica FALLAH	10 JUL 1999	3	10	2/2	4/10			
23	Amy THOMAS	2 SEP 2000	3						
Head Coach Andrew KELSO									


AUS Played		
PR	ARG	0-2
PR	USA	0-2
PR	MEX	0-2
PR	GER	13 JUL
PR	NOR	13 JUL

NOR - Norway

No.	Name	Date of Birth	Competition Statistics						
			MP	Points	1-Pt	2-Pt	SUS	S+D	DR
1	Thea GRANLUND	12 JUL 1995	3						
3	Elisabeth HAMMERSTAD	27 JUN 1993	3	2		1/2	1		
4	Martine WELFLER	27 OCT 1991	3	43	1/1	21/24			
5	Marielle MARTINSEN	14 FEB 1995	3	35	1/1	17/22			
6	Hanne OLSVIK	9 OCT 2000	3			0/1			
8	Susanne PETERSEN	17 SEP 1996	3	6		3/4			
10	Maren SJAAMO	9 JAN 2001	3	20		10/16			
14	Ine GRIMSRUD	28 MAR 2001	3	12		6/12			
16	Tonje LERSTAD	9 OCT 1996	3	2		1/2	1		
19	Thina OYESVOLD	7 OCT 2000	3	1	1/1	0/2			
Head Coach Eskil ANDREASSEN									

NOR Played		
PR	USA	2-0
PR	MEX	2-0
PR	GER	1-2
PR	ARG	13 JUL
PR	AUS	13 JUL

Legend:							
1-Pt	1-Point Shots	2-Pt	2-Point Shots	PL 5-7	Placement 5-7	DR	Disqualification+Report
MP	Matches played	No.	Uniform Number	PR	Preliminary Round	SUS	1st Suspensions
S+D	2nd Suspensions						

Timing and Results provided by  TISSOT





Match No.: 13 Court 1

Results

Australia 0 vs 2 Norway

Referees:
Pablo MARTINEZ ISOLA (URU)
Luis MONICO OTTADO (URU)

1st Period: 8 - 22
2nd Period: 13 - 30

AUS - Australia

Headcoach: Andrew KELSO

Team time outs: 1

No.	Name	Total				Goals / Shots							Punishments			
		Points	Goals	Shots	%	1-Pt All	1-Pt Spin	Spin	In-flight	Specialist	Direct Goal	P6m	SUS	S+D	DR	
3	Annabel MILLS	4	2	8	25			0 / 3	2 / 5							
4	Jessie WOOD		0	1	0					0 / 1						
5	Erin STRONG															
6	Kaycee CLARK		0	2	0			0 / 2								
8	Haylee WILSON															
9	Lucy WATKINS															
10	Allira HUDSON-GOFERS	8	4	5	80			2 / 2	1 / 2			1 / 1				
11	Aline VIANA	3	2	4	50	1 / 2		0 / 1	1 / 1							
20	Jessica FALLAH	6	3	5	60					3 / 5						
23	Amy THOMAS															
Totals		21	11	25	44	1 / 2		2 / 8	4 / 8	3 / 6		1 / 1				


No.	Goalkeeper	Total			Saves / Shots							
		Saves	Shots	%	1-Pt All	1-Pt Spin	Spin	In-flight	Specialist	Direct Goal	P6m	
5	Erin STRONG	1	7	14			1 / 6	0 / 1				
23	Amy THOMAS	2	22	9			2 / 18	0 / 1	0 / 3			
Totals		3	29	10			3 / 24	0 / 2	0 / 3			

NOR - Norway

Headcoach: Eskil ANDREASSEN

No.	Name	Total				Goals / Shots							Punishments			
		Points	Goals	Shots	%	1-Pt All	1-Pt Spin	Spin	In-flight	Specialist	Direct Goal	P6m	SUS	S+D	DR	
1	Thea GRANLUND															
3	Elisabeth HAMMERSTAD															
4	Martine WELFLER	22	11	13	85			10 / 12	1 / 1							
5	Marielle MARTINSEN	8	4	4	100			3 / 3	1 / 1							
6	Hanne OLSVIK	6	3	4	75					3 / 4						
8	Susanne PETTERSEN	2	1	3	33			1 / 3								
10	Maren SJAAMO	6	3	3	100			3 / 3								
14	Ine GRIMSRUD	2	1	1	100			1 / 1								
16	Tonje LERSTAD															
19	Thina OYESVOLD	6	3	4	75			3 / 4								
Totals		52	26	32	81			21 / 26	2 / 2	3 / 4						

No.	Goalkeeper	Total			Saves / Shots						
		Saves	Shots	%	1-Pt All	1-Pt Spin	Spin	In-flight	Specialist	Direct Goal	P6m
1	Thea GRANLUND	6	17	35	0 / 1		1 / 3	3 / 7	2 / 5		0 / 1
Totals		6	17	35	0 / 1		1 / 3	3 / 7	2 / 5		0 / 1

Timing and Results provided by  TISSOT



Match No.: 13 Court 1

Results

Team Comparison	1st Period				2nd Period			
	Australia		Norway		Australia		Norway	
	Goals/Shots	%	Goals/Shots	%	Goals/Shots	%	Goals/Shots	%
In-flight Shots	2 / 6	33	1 / 1	100	2 / 2	100	1 / 1	100
Spin Shots	0 / 3	0	7 / 10	70	2 / 5	40	14 / 16	88
Specialist Shots	1 / 1	100	3 / 4	75	2 / 5	40		
1-Point Shots					1 / 2	50		
Direct Goal Shots								
6-meter Shots	1 / 1	100						
1-Point Spin Shots								



Match No.: 13 Court 1

Results

Australia 0 vs 2 Norway

Referees:
Pablo MARTINEZ ISOLA (URU)
Luis MONICO OTTADO (URU)

1st Period: 8 - 22
2nd Period: 13 - 30

AUS - Australia

No.	Name	Technical skills					
		Assists	Steals	Blocked Shots	Received 6m Fouls	Penalty Fouls	Turnovers
3	Annabel MILLS						3
4	Jessie WOOD						1
5	Erin STRONG						
6	Kaycee CLARK						2
8	Haylee WILSON						
9	Lucy WATKINS						
10	Allira HUDSON-GOFERS	2			1		5
11	Aline VIANA	2					3
20	Jessica FALLAH						
23	Amy THOMAS						
Team							
Totals		4			1		14

NOR - Norway

No.	Name	Technical skills					
		Assists	Steals	Blocked Shots	Received 6m Fouls	Penalty Fouls	Turnovers
1	Thea GRANLUND	1					
3	Elisabeth HAMMERSTAD	1	1			1	
4	Martine WELFLER						3
5	Marielle MARTINSEN		1				
6	Hanne OLSVIK						
8	Susanne PETERSEN			3			
10	Maren SJAAMO	1					
14	Ine GRIMSRUD	3					
16	Tonje LERSTAD						
19	Thina OYESVOLD						1
Team							
Totals		6	2	3		1	4

Running Score
AUS - NOR


1st Period

FALLAH J.	2 : 0
	2 : 2 SJAAMO M.
	2 : 4 OLSVIK H.
	2 : 6 PETERSEN S.
	2 : 8 WELFLER M.
MILLS A.	4 : 8
HUDSON-GOFERS A.	6 : 8
MILLS A.	8 : 8
	8 : 10 OLSVIK H.
	8 : 12 WELFLER M.
	8 : 14 OLSVIK H.
	8 : 16 WELFLER M.
	8 : 18 MARTINSEN M.
	8 : 20 MARTINSEN M.
	8 : 22 MARTINSEN M.

2nd Period

FALLAH J.	2 : 0
	2 : 2 WELFLER M.
	2 : 4 SJAAMO M.
	2 : 6 WELFLER M.
	2 : 8 OYESVOLD T.
FALLAH J.	4 : 8
	4 : 10 SJAAMO M.
	4 : 12 GRIMSRUD I.
	4 : 14 OYESVOLD T.
HUDSON-GOFERS A.	6 : 14
	6 : 16 WELFLER M.
	6 : 18 OYESVOLD T.
	6 : 20 WELFLER M.
VIANA A.	7 : 20
	7 : 22 WELFLER M.
HUDSON-GOFERS A.	9 : 22
	9 : 24 WELFLER M.
	9 : 26 WELFLER M.
HUDSON-GOFERS A.	11 : 26
VIANA A.	13 : 26
	13 : 28 MARTINSEN M.
	13 : 30 WELFLER M.

Legend:	% Efficiency	1-Pt No.	1-Point-Shots Number	1-Pt Spin P6m	1-Point-Spinshots 6m Penalty Shots	DR Spin	Disqualification with Report Spinshots
	GG Golden Goal	S+D	2nd Suspension				
	SUS 1st Suspension						

Timing and Results provided by  TISSOT





Match No.: 14 Court 2

Start List

MEX - ARG

Referees: Nichlas NYGAARD (DEN) / Jonas PRIMDAHL (DEN)

Technical Delegate A: Emir BESLIJA (MNE)
Technical Delegate B: Jerome ROLLAND (FRA)
Timekeeper: Laura BUCHON PEREA (ESP)
Secretary: Patricia del VALLE ENCUESTRA (ESP)

MEX - Mexico

No.	Name	Date of Birth	Competition Statistics						
			MP	Points	1-Pt	2-Pt	SUS	S+D	DR
5	Ana HERNANDEZ	29 NOV 1989	3	2		1/4			
6	Claudia MACIAS	22 JUL 1992	3	36		18/22			
7	Gabriela SALAZAR	24 JUL 1994	3						
8	Itzel VARGAS	3 AUG 2000	3	33	1/1	16/24			
9	Lucia BERRA	1 JAN 1998	3				1		
10	Fernanda RIVERA	27 JUL 1991	3	7	1/1	3/4			
11	Martha MEJIA	11 APR 1992	3	8		4/7			
12	Edna URESTY	30 JUN 1995	3	35	1/1	17/21			
14	Andrea de LEON	10 DEC 1997	3				1		
15	Adela VALENZUELA	30 JUL 1992	3						
Head Coach Miguel CONTRERAS									

MEX Played		
PR	GER	0-2
PR	NOR	0-2
PR	AUS	2-0
PR	USA	13 JUL
PR	ARG	13 JUL

ARG - Argentina

No.	Name	Date of Birth	Competition Statistics						
			MP	Points	1-Pt	2-Pt	SUS	S+D	DR
2	Agustina MIROTTA	10 AUG 1995	3	23	1/1	11/19			
3	Gisella BONOMI	19 MAR 2000	3	41	3/4	19/22			
4	Carolina PONCE	15 MAY 2000	3	6		3/4			
5	Fiorella CORIMBERTO	29 AUG 2001	3	40		20/21			
6	Ivana ELIGES	14 OCT 1983	3	12		6/8			
7	Gisela THURMANN	29 JUN 1988	3				1		
8	Micaela CORIMBERTO	29 AUG 2001	3	2		1/1			
12	Florencia BERICIO	21 SEP 1989	3	6		3/4			
13	Celeste MECCIA	26 MAY 1986	3	10		5/7			
20	Luciana SCORDAMAGLIA	17 JUL 1994	3				1		
Head Coach Salvador COMPARONE									

ARG Played		
PR	AUS	2-0
PR	GER	1-2
PR	USA	2-0
PR	NOR	13 JUL
PR	MEX	13 JUL

Legend:							
1-Pt	1-Point Shots	2-Pt	2-Point Shots	PL 5-7	Placement 5-7	DR	Disqualification+Report
MP	Matches played	No.	Uniform Number	PR	Preliminary Round	SUS	1st Suspensions
S+D	2nd Suspensions						

Timing and Results provided by  TISSOT





Match No.: 14 Court 2

Results

Mexico 0 vs 2 Argentina

Referees:
Nichlas NYGAARD (DEN)
Jonas PRIMDAHL (DEN)

1st Period: 18 - 34
2nd Period: 12 - 24

MEX - Mexico

Headcoach: Miguel CONTRERAS

Team time outs: 1

No.	Name	Total				Goals / Shots							Punishments		
		Points	Goals	Shots	%	1-Pt All	1-Pt Spin	Spin	In-flight	Specialist	Direct Goal	P6m	SUS	S+D	DR
5	Ana HERNANDEZ		0	1	0					0 / 1					
6	Claudia MACIAS	5	3	7	43	1 / 1		0 / 1	0 / 1	2 / 4					
7	Gabriela SALAZAR														
8	Itzel VARGAS	11	6	8	75	1 / 1		3 / 4				2 / 3			
9	Lucia BERRA														
10	Fernanda RIVERA														
11	Martha MEJIA														
12	Edna URESTY	14	7	12	58			2 / 3	5 / 9						
14	Andrea de LEON												1		
15	Adela VALENZUELA														
Totals		30	16	28	57	2 / 2		5 / 8	5 / 10	2 / 5		2 / 3	1		

No.	Goalkeeper	Total			Saves / Shots							
		Saves	Shots	%	1-Pt All	1-Pt Spin	Spin	In-flight	Specialist	Direct Goal	P6m	
7	Gabriela SALAZAR	1	13	8			0 / 6	1 / 6			0 / 1	
15	Adela VALENZUELA	0	17	0			0 / 8	0 / 7	0 / 2			
Totals		1	30	3			0 / 14	1 / 13	0 / 2		0 / 1	

ARG - Argentina

Headcoach:

Team time outs: 1

No.	Name	Total				Goals / Shots							Punishments		
		Points	Goals	Shots	%	1-Pt All	1-Pt Spin	Spin	In-flight	Specialist	Direct Goal	P6m	SUS	S+D	DR
2	Agustina MIROTTA	16	8	8	100			1 / 1	7 / 7						
3	Gisella BONOMI	18	9	9	100			6 / 6	3 / 3						
4	Carolina PONCE	2	1	2	50					1 / 2					
5	Fiorella CORIMBERTO	18	9	11	82			7 / 7	2 / 4						
6	Ivana ELIGES	2	1	1	100					1 / 1					
7	Gisela THURMANN														
8	Micaela CORIMBERTO														
12	Florencia BERICIO														
13	Celeste MECCIA	2	1	1	100							1 / 1			
20	Luciana SCORDAMAGLIA		0	1	0				0 / 1						
Totals		58	29	33	88			14 / 14	12 / 15	2 / 3		1 / 1			

No.	Goalkeeper	Total			Saves / Shots							
		Saves	Shots	%	1-Pt All	1-Pt Spin	Spin	In-flight	Specialist	Direct Goal	P6m	
12	Florencia BERICIO	7	23	30	0 / 2		2 / 7	3 / 8	1 / 3		1 / 3	
Totals		7	23	30	0 / 2		2 / 7	3 / 8	1 / 3		1 / 3	

Timing and Results provided by  TISSOT



Match No.: 14 Court 2

Results

Team Comparison	1st Period				2nd Period			
	Mexico		Argentina		Mexico		Argentina	
	Goals/Shots	%	Goals/Shots	%	Goals/Shots	%	Goals/Shots	%
In-flight Shots	3 / 6	50	7 / 8	88	2 / 4	50	5 / 7	71
Spin Shots	3 / 3	100	8 / 8	100	2 / 5	40	6 / 6	100
Specialist Shots	2 / 4	50	2 / 2	100	0 / 1	0	0 / 1	0
1-Point Shots					2 / 2	100		
Direct Goal Shots								
6-meter Shots	1 / 1	100			1 / 2	50	1 / 1	100
1-Point Spin Shots								



Match No.: 14 Court 2

Results

Mexico 0 vs 2 Argentina

Referees:
Nichlas NYGAARD (DEN)
Jonas PRIMDAHL (DEN)

1st Period: 18 - 34
2nd Period: 12 - 24

MEX - Mexico

No.	Name	Technical skills					
		Assists	Steals	Blocked Shots	Received 6m Fouls	Penalty Fouls	Turnovers
5	Ana HERNANDEZ						
6	Claudia MACIAS	2					
7	Gabriela SALAZAR						
8	Itzel VARGAS	2			1		2
9	Lucia BERRA						
10	Fernanda RIVERA						
11	Martha MEJIA						
12	Edna URESTY						4
14	Andrea de LEON					1	
15	Adela VALENZUELA						2
Team							
Totals		4			1	1	8

ARG - Argentina

No.	Name	Technical skills					
		Assists	Steals	Blocked Shots	Received 6m Fouls	Penalty Fouls	Turnovers
2	Agustina MIROTTA						
3	Gisella BONOMI	1					
4	Carolina PONCE	2					1
5	Fiorella CORIMBERTO	1					2
6	Ivana ELIGES	5			2		
7	Gisela THURMANN			1		1	
8	Micaela CORIMBERTO	1					
12	Florencia BERICIO	1					
13	Celeste MECCIA						
20	Luciana SCORDAMAGLIA			1		1	
Team							
Totals		11		2	2	2	3

Running Score

MEX - ARG


1st Period

0 : 2 BONOMI G.
0 : 4 MIROTTA A.
0 : 6 CORIMBERTO F.
0 : 8 CORIMBERTO F.
MACIAS C. 2 : 8
2 : 10 MIROTTA A.
MACIAS C. 4 : 10
URESTY E. 6 : 10
6 : 12 BONOMI G.
VARGAS I. 8 : 12
8 : 14 MIROTTA A.
URESTY E. 10 : 14
10 : 16 CORIMBERTO F.
10 : 18 BONOMI G.
10 : 20 BONOMI G.
10 : 22 CORIMBERTO F.
URESTY E. 12 : 22
12 : 24 CORIMBERTO F.
12 : 26 MIROTTA A.
12 : 28 CORIMBERTO F.
URESTY E. 14 : 28
14 : 30 PONCE C.
URESTY E. 16 : 30
16 : 32 MIROTTA A.
16 : 34 ELIGES I.
VARGAS I. 18 : 34

2nd Period

0 : 2 MECCIA C.
VARGAS I. 2 : 2
2 : 4 BONOMI G.
URESTY E. 4 : 4
4 : 6 MIROTTA A.
4 : 8 MIROTTA A.
URESTY E. 6 : 8
6 : 10 BONOMI G.
MACIAS C. 7 : 10
7 : 12 CORIMBERTO F.
7 : 14 CORIMBERTO F.
7 : 16 MIROTTA A.
7 : 18 BONOMI G.
7 : 20 CORIMBERTO F.
VARGAS I. 9 : 20
9 : 22 BONOMI G.
VARGAS I. 11 : 22
11 : 24 BONOMI G.
VARGAS I. 12 : 24

Legend:							
%	Efficiency	1-Pt	1-Point-Shots	1-Pt Spin	1-Point-Spinshots	DR	Disqualification with Report
GG	Golden Goal	No.	Number	P6m	6m Penalty Shots	Spin	Spinnshots
SUS	1st Suspension	S+D	2nd Suspension				

Timing and Results provided by  TISSOT



Match No.: 15 Court 1

Start List

GER - USA

Referees: Tea LACKOVIC (CRO) / Natasa VISNJIC (CRO)

Technical Delegate A: Luiz Filipe CALDAS (BRA)
 Technical Delegate B: Ioannis MEIMARIDIS (GRE)
 Timekeeper: Hector ORJUELA (COL)
 Secretary: J. Camilo SALAMANCA (COL)

GER - Germany

No.	Name	Date of Birth	Competition Statistics						
			MP	Points	1-Pt	2-Pt	SUS	S+D	DR
5	Kirsten Sophie WALTER	21 FEB 1996	3	4		2/2	3		
6	Michelle SCHAFER	19 NOV 2003	3	14		7/11			
8	Belen GETTWART	15 MAR 2002	3	30		15/18			
10	Isabel KATTNER	17 OCT 2000	3	31	1/1	15/21			
17	Lena KLINGLER	3 OCT 2000	3	11	1/1	5/14			
20	Katharina FILTER	4 FEB 1999	3	4		2/3			
26	Carolin HUBNER	5 JUN 2004	3	2		1/1			
33	Lucie KRETZSCHMAR	7 AUG 2000	3	3	1/1	1/1			
34	Liv SUCHTING	29 MAY 2000	3				2		
66	Amelie MOLLMANN	22 MAY 2001	3	46		23/32			
Head Coach Alexander NOVAKOVIC									


GER Played		
PR	MEX	2-0
PR	ARG	2-1
PR	NOR	2-1
PR	AUS	13 JUL
PR	USA	13 JUL

USA - United States

No.	Name	Date of Birth	Competition Statistics						
			MP	Points	1-Pt	2-Pt	SUS	S+D	DR
3	Courtney HEELEY	18 MAR 1992	3	14		7/13			
5	Renee SNYDER	15 DEC 1980	3	16		8/15			
6	Christine MANSOUR	30 MAY 1993	3	42		21/31			
8	Cedar BELLOWES	15 OCT 1992	3				1		
9	Kimberly POPP	6 JUL 1986	3						
10	Cecilia AGRAZ	29 JAN 1991	3						
12	Emma JOHNSON	26 FEB 1997	3						
13	Isabelle GOSAR	15 MAR 1995	3				1	1	
14	Ashley van RYN	4 AUG 1986	3	18		9/21			
16	Staci SELF	6 FEB 1985	3						
Head Coach Lisa DUNN									

USA Played		
PR	NOR	0-2
PR	AUS	2-0
PR	ARG	0-2
PR	MEX	13 JUL
PR	GER	13 JUL

Legend:							
1-Pt	1-Point Shots	2-Pt	2-Point Shots	PL 5-7	Placement 5-7	DR	Disqualification+Report
MP	Matches played	No.	Uniform Number	PR	Preliminary Round	SUS	1st Suspensions
S+D	2nd Suspensions						

Timing and Results provided by 





Match No.: 15 Court 1

Results

Germany 2 vs 0 United States of America

Referees:
Tea LACKOVIC (CRO)
Natasa VISNJIC (CRO)

1st Period: 21 - 10
2nd Period: 20 - 12

GER - Germany

Headcoach: Alexander NOVAKOVIC

No.	Name	Total				Goals / Shots							Punishments			
		Points	Goals	Shots	%	1-Pt All	1-Pt Spin	Spin	In-flight	Specialist	Direct Goal	P6m	SUS	S+D	DR	
5	Kirsten Sophie WALTER															
6	Michelle SCHAFER	8	4	6	67					4 / 6						
8	Belen GETTWART															
10	Isabel KATTNER	8	4	7	57			4 / 6	0 / 1							
17	Lena KLINGLER	12	6	10	60			3 / 6				3 / 4				
20	Katharina FILTER															
26	Carolin HUBNER															
33	Lucie KRETZSCHMAR															
34	Liv SUCHTING													1		
66	Amelie MOLLMANN	13	7	11	64	1 / 1		6 / 10								
Totals		41	21	34	62	1 / 1		13 / 22	0 / 1	4 / 6		3 / 4		1		

No.	Goalkeeper	Total			Saves / Shots							
		Saves	Shots	%	1-Pt All	1-Pt Spin	Spin	In-flight	Specialist	Direct Goal	P6m	
20	Katharina FILTER	14	25	56			6 / 11	6 / 10	0 / 1			2 / 3
Totals		14	25	56			6 / 11	6 / 10	0 / 1			2 / 3


USA - United States

Headcoach: Lisa DUNN

Team time outs: 2

No.	Name	Total				Goals / Shots							Punishments			
		Points	Goals	Shots	%	1-Pt All	1-Pt Spin	Spin	In-flight	Specialist	Direct Goal	P6m	SUS	S+D	DR	
3	Courtney HEELEY	2	1	2	50											
5	Renee SNYDER	4	2	9	22			2 / 9								
6	Christine MANSOUR	10	5	8	63				4 / 5			1 / 3				
8	Cedar BELLOWS												1			
9	Kimberly POPP															
10	Cecilia AGRAZ															
12	Emma JOHNSON															
13	Isabelle GOSAR															
14	Ashley van RYN	6	3	9	33			3 / 4	0 / 5							
16	Staci SELF															
Totals		22	11	28	39			5 / 13	4 / 10	1 / 2		1 / 3		1		

No.	Goalkeeper	Total			Saves / Shots							
		Saves	Shots	%	1-Pt All	1-Pt Spin	Spin	In-flight	Specialist	Direct Goal	P6m	
12	Emma JOHNSON	0	1	0								0 / 1
16	Staci SELF	6	26	23	0 / 1		4 / 17	1 / 1	1 / 5			0 / 2
Totals		6	27	22	0 / 1		4 / 17	1 / 1	1 / 5			0 / 3

Timing and Results provided by  TISSOT



Match No.: 15 Court 1

Results

Team Comparison	1st Period				2nd Period			
	Germany		United States of America		Germany		United States of America	
	Goals/Shots	%	Goals/Shots	%	Goals/Shots	%	Goals/Shots	%
In-flight Shots	0 / 1	0	2 / 6	33			2 / 4	50
Spin Shots	6 / 11	55	2 / 4	50	7 / 11	64	3 / 9	33
Specialist Shots	2 / 3	67	0 / 1	0	2 / 3	67	1 / 1	100
1-Point Shots	1 / 1	100						
Direct Goal Shots								
6-meter Shots	2 / 2	100	1 / 2	50	1 / 2	50	0 / 1	0
1-Point Spin Shots								



Match No.: 15 Court 1

Results

Germany 2 vs 0 United States of America

Referees:
Tea LACKOVIC (CRO)
Natasa VISNJIC (CRO)

1st Period: 21 - 10
2nd Period: 20 - 12

GER - Germany

No.	Name	Technical skills					
		Assists	Steals	Blocked Shots	Received 6m Fouls	Penalty Fouls	Turnovers
5	Kirsten Sophie WALTER					1	
6	Michelle SCHAFER						1
8	Belen GETTWARD						
10	Isabel KATTNER	1			4		
17	Lena KLINGLER						
20	Katharina FILTER						1
26	Carolin HUBNER						
33	Lucie KRETZSCHMAR					1	
34	Liv SUCHTING		2	2		1	
66	Amelie MOLLMANN						
Team							
Totals		1	2	2	4	3	2

Running Score

GER - USA

1st Period

0 : 2	SNYDER R.
2 : 2	
4 : 2	
6 : 2	
8 : 2	
10 : 2	
10 : 4	MANSOUR C.
12 : 4	
12 : 6	VAN RYN A.
14 : 6	
16 : 6	
17 : 6	
17 : 8	MANSOUR C.
19 : 8	
21 : 8	
21 : 10	MANSOUR C.

2nd Period


0 : 2	MANSOUR C.
2 : 2	
4 : 2	
4 : 4	VAN RYN A.
6 : 4	
6 : 6	HEELEY C.
8 : 6	
8 : 8	SNYDER R.
10 : 8	
10 : 10	VAN RYN A.
12 : 10	
14 : 10	
16 : 10	
16 : 12	MANSOUR C.
18 : 12	
20 : 12	

USA - United States

No.	Name	Technical skills					
		Assists	Steals	Blocked Shots	Received 6m Fouls	Penalty Fouls	Turnovers
3	Courtney HEELEY						5
5	Renee SNYDER						
6	Christine MANSOUR				2		3
8	Cedar BELLOWS					4	
9	Kimberly POPP						
10	Cecilia AGRAZ						
12	Emma JOHNSON						
13	Isabelle GOSAR						
14	Ashley van RYN	2			1		
16	Staci SELF						
Team							2
Totals		2			3	4	10

Legend:

%	Efficiency	1-Pt	1-Point-Shots	1-Pt Spin	1-Point-Spinshots	DR	Disqualification with Report
GG	Golden Goal	No.	Number	P6m	6m Penalty Shots	Spin	Spinnshots
SUS	1st Suspension	S+D	2nd Suspension				

Timing and Results provided by  TISSOT

RESULTS BOOK



Billiard Sports





7	Billiard Sports	636
7.1	Table of Contents	637
7.2	Competition Schedule	641
7.3	Number of Entries by Country	643
7.4	Entry List by Country	644
7.5	Medallists by Event	646
7.6	Medal Standings	647
7.7	Men's Carom Three Cushion	648
7.7.1	Entry List by Event	649
7.7.2	Results Summary	650
7.7.3	Brackets	651
7.7.4	Medallists	652
7.7.5	Finals	653
7.7.5.1	Start List Summary	653
7.7.5.2	Bronze Medal Results BEL - COL	654
7.7.5.3	Gold Medal Results NED - COL	655
7.7.6	Semifinals	656
7.7.6.1	Start List Summary	656
7.7.6.2	Results NED - BEL	657
7.7.6.3	Results COL - COL	658
7.7.7	Quarterfinals	659
7.7.7.1	Start List Summary	659
7.7.7.2	Results NED - SWE	660
7.7.7.3	Results BEL - ESP	661
7.7.7.4	Results VIE - COL	662
7.7.7.5	Results COL - JPN	663
7.7.8	Round of 16	664
7.7.8.1	Start List Summary	664
7.7.8.2	Results NED - USA	665
7.7.8.3	Results SWE - GER	666
7.7.8.4	Results BEL - CRC	667
7.7.8.5	Results KOR - ESP	668
7.7.8.6	Results VIE - ECU	669
7.7.8.7	Results COL - TUR	670
7.7.8.8	Results EGY - COL	671
7.7.8.9	Results JPN - ITA	672
7.8	Men's Pool	673

7.8.1	Entry List by Event	674
7.8.2	Results Summary	675
7.8.3	Brackets	676
7.8.4	Medallists	677
7.8.5	Finals	678
7.8.5.1	Start List Summary	678
7.8.5.2	Bronze Medal Results PHI - SGP	679
7.8.5.3	Gold Medal Results GER - BIH	680
7.8.6	Semifinals	681
7.8.6.1	Start List Summary	681
7.8.6.2	Results PHI - GER	682
7.8.6.3	Results BIH - SGP	683
7.8.7	Quarterfinals	684
7.8.7.1	Start List Summary	684
7.8.7.2	Results AUT - PHI	685
7.8.7.3	Results GER - USA	686
7.8.7.4	Results BIH - CAN	687
7.8.7.5	Results ESP - SGP	688
7.8.8	Round of 16	689
7.8.8.1	Start List Summary	689
7.8.8.2	Results AUT - RSA	690
7.8.8.3	Results POL - PHI	691
7.8.8.4	Results GER - USA	692
7.8.8.5	Results PER - USA	693
7.8.8.6	Results KUW - BIH	694
7.8.8.7	Results CAN - USA	695
7.8.8.8	Results ESP - TPE	696
7.8.8.9	Results NZL - SGP	697
7.9	Women's Pool	698
7.9.1	Entry List by Event	699
7.9.2	Results Summary	700
7.9.3	Brackets	701
7.9.4	Medallists	702
7.9.5	Finals	703
7.9.5.1	Start List Summary	703
7.9.5.2	Bronze Medal Results JPN - GER	704
7.9.5.3	Gold Medal Results GBR - TPE	705
7.9.6	Semifinals	706
7.9.6.1	Start List Summary	706
7.9.6.2	Results GBR - JPN	707
7.9.6.3	Results TPE - GER	708
7.9.7	Quarterfinals	709
7.9.7.1	Start List Summary	709
7.9.7.2	Results GBR - CAN	710

7.9.7.3	Results POL - JPN	711
7.9.7.4	Results TPE - KOR	712
7.9.7.5	Results GER - PHI	713
7.9.8	Round of 16	714
7.9.8.1	Start List Summary	714
7.9.8.2	Results GBR - IND	715
7.9.8.3	Results CAN - USA	716
7.9.8.4	Results POL - TUR	717
7.9.8.5	Results NZL - JPN	718
7.9.8.6	Results TPE - CRC	719
7.9.8.7	Results USA - KOR	720
7.9.8.8	Results GER - ARG	721
7.9.8.9	Results GER - PHI	722
7.10	Men's Snooker	723
7.10.1	Entry List by Event	724
7.10.2	Results Summary	725
7.10.3	Brackets	726
7.10.4	Medallists	727
7.10.5	Finals	728
7.10.5.1	Start List Summary	728
7.10.5.2	Bronze Medal Results QAT - GBR	729
7.10.5.3	Gold Medal Results HKG - EGY	730
7.10.6	Semifinals	731
7.10.6.1	Start List Summary	731
7.10.6.2	Results HKG - QAT	732
7.10.6.3	Results EGY - GBR	733
7.10.7	Quarterfinals	734
7.10.7.1	Start List Summary	734
7.10.7.2	Results PAK - HKG	735
7.10.7.3	Results GER - QAT	736
7.10.7.4	Results AUT - EGY	737
7.10.7.5	Results GBR - POL	738
7.10.8	Round of 16	739
7.10.8.1	Start List Summary	739
7.10.8.2	Results PAK - USA	740
7.10.8.3	Results HKG - GBR	741
7.10.8.4	Results GER - BRN	742
7.10.8.5	Results QAT - THA	743
7.10.8.6	Results AUT - USA	744
7.10.8.7	Results EGY - BRA	745
7.10.8.8	Results IND - GBR	746
7.10.8.9	Results POL - QAT	747



Competition Schedule

Date	Start Time	Event
WED 13 JUL	11:30	Men's Carom Three Cushion, Round of 16 (1 match)
	11:30	Men's Pool, Round of 16 (1 match)
	11:30	Men's Snooker, Round of 16 (1 match)
	11:30	Women's Pool, Round of 16 (1 match)
	14:00	Men's Carom Three Cushion, Round of 16 (1 match)
	14:00	Men's Pool, Round of 16 (1 match)
	14:00	Men's Snooker, Round of 16 (1 match)
	14:00	Women's Pool, Round of 16 (1 match)
	17:30	Men's Carom Three Cushion, Round of 16 (1 match)
	17:30	Men's Pool, Round of 16 (1 match)
	17:30	Men's Snooker, Round of 16 (1 match)
	17:30	Women's Pool, Round of 16 (1 match)
	20:00	Men's Carom Three Cushion, Round of 16 (1 match)
	20:00	Men's Pool, Round of 16 (1 match)
	20:00	Men's Snooker, Round of 16 (1 match)
	20:00	Women's Pool, Round of 16 (1 match)
THU 14 JUL	11:30	Men's Carom Three Cushion, Round of 16 (1 match)
	11:30	Men's Pool, Round of 16 (1 match)
	11:30	Men's Snooker, Round of 16 (1 match)
	11:30	Women's Pool, Round of 16 (1 match)
	14:00	Men's Carom Three Cushion, Round of 16 (1 match)
	14:00	Men's Pool, Round of 16 (1 match)
	14:00	Men's Snooker, Round of 16 (1 match)
	14:00	Women's Pool, Round of 16 (1 match)
	17:30	Men's Carom Three Cushion, Round of 16 (1 match)
	17:30	Men's Pool, Round of 16 (1 match)
	17:30	Men's Snooker, Round of 16 (1 match)
	17:30	Women's Pool, Round of 16 (1 match)
	20:00	Men's Carom Three Cushion, Round of 16 (1 match)
	20:00	Men's Pool, Round of 16 (1 match)
	20:00	Men's Snooker, Round of 16 (1 match)
	20:00	Women's Pool, Round of 16 (1 match)

Timing and Results provided by  TISSOT





Competition Schedule

Date	Start Time	Event
FRI 15 JUL	11:30	Men's Carom Three Cushion, Quarterfinals (1 match)
	11:30	Men's Pool, Quarterfinals (1 match)
	11:30	Men's Snooker, Quarterfinals (1 match)
	11:30	Women's Pool, Quarterfinals (1 match)
	14:00	Men's Carom Three Cushion, Quarterfinals (1 match)
	14:00	Men's Pool, Quarterfinals (1 match)
	14:00	Men's Snooker, Quarterfinals (1 match)
	14:00	Women's Pool, Quarterfinals (1 match)
	17:30	Men's Carom Three Cushion, Quarterfinals (1 match)
	17:30	Men's Pool, Quarterfinals (1 match)
	17:30	Men's Snooker, Quarterfinals (1 match)
	17:30	Women's Pool, Quarterfinals (1 match)
	20:00	Men's Carom Three Cushion, Quarterfinals (1 match)
	20:00	Men's Pool, Quarterfinals (1 match)
	20:00	Men's Snooker, Quarterfinals (1 match)
	20:00	Women's Pool, Quarterfinals (1 match)
SAT 16 JUL	9:00	Men's Carom Three Cushion, Semifinals (1 match)
	9:00	Men's Pool, Semifinals (1 match)
	9:00	Men's Snooker, Semifinals (1 match)
	9:00	Women's Pool, Semifinals (1 match)
	11:30	Men's Carom Three Cushion, Semifinals (1 match)
	11:30	Men's Pool, Semifinals (1 match)
	11:30	Men's Snooker, Semifinals (1 match)
	11:30	Women's Pool, Semifinals (1 match)
	15:00	Men's Carom Three Cushion, Finals - Bronze Medal Match
	15:00	Men's Pool, Finals - Bronze Medal Match
	15:00	Men's Snooker, Finals - Bronze Medal Match
	15:00	Women's Pool, Finals - Bronze Medal Match
	17:30	Women's Pool, Finals - Gold Medal Match
20:00	Men's Pool, Finals - Gold Medal Match	
SUN 17 JUL	10:00	Men's Carom Three Cushion, Finals - Gold Medal Match
	12:30	Men's Snooker, Finals - Gold Medal Match

Timing and Results provided by  TISSOT





Number of Entries by Country

Country	Men			Women	Mixed	Athlete Total
	Carom	Pool	Total	Pool	Snooker	
ARG - Argentina				1		1
AUT - Austria		1	2		1	2
BEL - Belgium	1		1			1
BIH - Bosnia and Herzegovina		1	1			1
BRA - Brazil			1		1	1
BRN - Bahrain			1		1	1
CAN - Canada		1	1	1		2
COL - Colombia	2		2			2
CRC - Costa Rica	1		1	1		2
ECU - Ecuador	1		1			1
EGY - Egypt	1		2		1	2
ESP - Spain	1	1	2			2
GBR - Great Britain			2	1	2	3
GER - Germany	1	1	3	2	1	5
HKG - Hong Kong, China			1		1	1
IND - India			1	1	1	2
ITA - Italy	1		1			1
JPN - Japan	1		1	1		2
KOR - Republic of Korea	1		1	1		2
KUW - Kuwait		1	1			1
NED - Netherlands	1		1			1
NZL - New Zealand		1	1	1		2
PAK - Pakistan			1		1	1
PER - Peru		1	1			1
PHI - Philippines		1	1	1		2
POL - Poland		1	2	1	1	3
QAT - Qatar			2		2	2
RSA - South Africa		1	1			1
SGP - Singapore		1	1			1
SWE - Sweden	1		1			1
THA - Thailand			1		1	1
TPE - Chinese Taipei		1	1	1		2
TUR - Turkey	1		1	1		2
USA - United States of America	1	3	6	2	2	8
VIE - Vietnam	1		1			1
Total:	35	16	48	16	16	64

 Timing and Results provided by 




Entry List by Country

Country	Name	Date of Birth
ARG - Argentina	Bernarda AYALA	18 JAN 1992
AUT - Austria	Florian NUESSELE Albin OUSCHAN	18 DEC 2001 14 AUG 1990
BEL - Belgium	Eddy MERCKX	4 SEP 1968
BIH - Bosnia and Herzegovina	Sanjin PEHLIVANOVIC	11 AUG 2001
BRA - Brazil	Victor SARKIS	18 MAR 1991
BRN - Bahrain	Habib SABAH	14 DEC 1982
CAN - Canada	Brittany BRYANT John MORRA	8 MAY 1991 25 MAY 1989
COL - Colombia	Jose Juan GARCIA Pedro GONZALEZ	16 MAR 1992 27 MAY 1976
CRC - Costa Rica	Erick TELLEZ Adriana VILLAR	7 SEP 1985 27 SEP 1985
ECU - Ecuador	Javier TERAN	3 FEB 1980
EGY - Egypt	Abdelrahman SHAHIN Sameh SIDHOM	1 AUG 1997 15 MAR 1987
ESP - Spain	Daniel SANCHEZ Francisco SANCHEZ-RUIZ	3 MAR 1974 29 DEC 1991
GBR - Great Britain	Wayne BROWN Kelly FISHER Darren MORGAN	21 OCT 1969 25 AUG 1978 3 MAY 1966
GER - Germany	Umut DIKME Joshua FILLER Pia FILLER Martin HORN Veronika IVANOVSKAIA	3 FEB 2000 2 OCT 1997 7 JUN 1998 28 JAN 1971 1 FEB 1995
HKG - Hong Kong, China	Ka Wai CHEUNG	17 FEB 1999
IND - India	Pankaj ADVANI Chitra MAGIMAIRAJAN	24 JUL 1985 7 JAN 1973
ITA - Italy	Marco ZANETTI	10 APR 1962
JPN - Japan	Kouji FUNAKI Yuki HIRAGUCHI	7 APR 1971 11 JUL 1997
KOR - Republic of Korea	Eun-Ji PARK Chang Hoon SEO	19 MAR 1988 20 JUN 1981

Timing and Results provided by  TISSOT



BIRMINGHAM

Greater Birmingham Convention & Visitors Bureau



REGIONS Protective



BlueCross BlueShield of Alabama





Entry List by Country

Country	Name	Date of Birth
KUW - Kuwait	Omar ALSHAHEEN	3 SEP 1992
NED - Netherlands	Dick JASPERS	23 JUL 1965
NZL - New Zealand	Matt EDWARDS	17 NOV 1987
	Molrudee KASEMCHAIYANAN	22 FEB 1979
PAK - Pakistan	Ahsan RAMZAN	14 AUG 2005
PER - Peru	Martinez GERSON	26 APR 1995
PHI - Philippines	Rubilen AMIT	3 OCT 1981
	Carlo BIADO	31 OCT 1983
POL - Poland	Antoni KOWALSKI	9 FEB 2004
	Oliwia ZALEWSKA	20 JAN 1995
	Wiktor ZIELINSKI	11 JAN 2001
QAT - Qatar	Ali ALOBAIDLI	2 MAR 1992
	Ahmed SAIF	1 JAN 1983
RSA - South Africa	Aden Carl JOSEPH	13 JUL 1997
SGP - Singapore	Aloysius YAPP	2 MAY 1996
SWE - Sweden	Torbjorn BLOMDAHL	26 OCT 1962
THA - Thailand	Taweessap KONGKITCHERTCHOO	21 NOV 2002
TPE - Chinese Taipei	Chieh - Yu CHOU	2 DEC 1986
	Ping - Chung KO	18 SEP 1995
TUR - Turkey	Eylul KIBAROGLU	29 SEP 1988
	Tayfun TASDEMIR	5 NOV 1973
USA - United States of America	Jennifer BARRETTA	26 OCT 1968
	Renat DENKHA	2 AUG 1986
	Ahmed Aly ELSAYED	14 DEC 1979
	Hunter LOMBARDO	28 AUG 1979
	Pedro PIEDRABUENA	21 AUG 1970
	Tyler STYER	12 JAN 1995
	Shane Van BOENING	14 JUL 1983
	Monica WEBB	7 JAN 1977
VIE - Vietnam	Quyett Chien TRAN	25 FEB 1983

Timing and Results provided by  TISSOT





Medallists by Event

After 4 of 4 Events

Event Name	Date	Medal	Name	Country Code
Men's Carom Three Cushion	SUN 17 JUL	GOLD	Dick JASPERS	NED
		SILVER	Jose Juan GARCIA	COL
		BRONZE	Eddy MERCKX	BEL
Men's Pool	SAT 16 JUL	GOLD	Joshua FILLER	GER
		SILVER	Sanjin PEHLIVANOVIC	BIH
		BRONZE	Aloysius YAPP	SGP
Women's Pool	SAT 16 JUL	GOLD	Kelly FISHER	GBR
		SILVER	Chieh - Yu CHOU	TPE
		BRONZE	Yuki HIRAGUCHI	JPN
Men's Snooker	SUN 17 JUL	GOLD	Ka Wai CHEUNG	HKG
		SILVER	Abdelrahman SHAHIN	EGY
		BRONZE	Darren MORGAN	GBR



Medal Standings

After 4 of 4 Events

Rank	Country	Men				Women				Mixed				Total				Rank by Total	
		G	S	B	Tot	G	S	B	Tot	G	S	B	Tot	G	S	B	Tot		
1	GBR - Great Britain			1	1	1			1					1			1	2	1
2	GER - Germany	1			1									1			1		=2
2	HKG - Hong Kong, China	1			1									1			1		=2
2	NED - Netherlands	1			1									1			1		=2
5	BIH - Bosnia and Herzegovina		1		1									1			1		=2
5	COL - Colombia		1		1									1			1		=2
5	EGY - Egypt		1		1									1			1		=2
5	TPE - Chinese Taipei						1		1					1			1		=2
9	BEL - Belgium			1	1											1	1		=2
9	JPN - Japan							1	1							1	1		=2
9	SGP - Singapore			1	1											1	1		=2
Total:		3	3	3	9	1	1	1	3					4	4	4	12		

Legend:
 = Equal sign indicates that two or more NOCs share the same rank by total **B** Bronze **G** Gold **S** Silver **Tot** Total

Timing and Results provided by  **TISSOT**



Billiard Sports

Men's Carom Three Cushion





Entry List by Event

Country	Name	Date of Birth
BEL - Belgium	Eddy MERCKX	4 SEP 1968
COL - Colombia	Jose Juan GARCIA Pedro GONZALEZ	16 MAR 1992 27 MAY 1976
CRC - Costa Rica	Erick TELLEZ	7 SEP 1985
ECU - Ecuador	Javier TERAN	3 FEB 1980
EGY - Egypt	Sameh SIDHOM	15 MAR 1987
ESP - Spain	Daniel SANCHEZ	3 MAR 1974
GER - Germany	Martin HORN	28 JAN 1971
ITA - Italy	Marco ZANETTI	10 APR 1962
JPN - Japan	Kouji FUNAKI	7 APR 1971
KOR - Republic of Korea	Chang Hoon SEO	20 JUN 1981
NED - Netherlands	Dick JASPERS	23 JUL 1965
SWE - Sweden	Torbjorn BLOMDAHL	26 OCT 1962
TUR - Turkey	Tayfun TASDEMIR	5 NOV 1973
USA - United States of America	Pedro PIEDRABUENA	21 AUG 1970
VIE - Vietnam	Quyét Chien TRAN	25 FEB 1983

Timing and Results provided by  TISSOT

BLDMCAROM-----_C32C 1.0

Report Created TUE 12 JUL 2022 14:49

Page 1 / 1



REGIONS Protective






Results Summary

Match	Name	Country Code	Result	Country Code	Name
WED 13 JUL 2022					
Round of 16 Match #1	Dick JASPERS	NED	40 - 11	USA	Pedro PIEDRABUENA
Round of 16 Match #2	Torbjorn BLOMDAHL	SWE	40 - 35	GER	Martin HORN
Round of 16 Match #3	Eddy MERCKX	BEL	40 - 16	CRC	Erick TELLEZ
Round of 16 Match #4	Chang Hoon SEO	KOR	18 - 40	ESP	Daniel SANCHEZ
THU 14 JUL 2022					
Round of 16 Match #5	Quyét Chien TRAN	VIE	40 - 19	ECU	Javier TERAN
Round of 16 Match #6	Jose Juan GARCIA	COL	40 - 35	TUR	Tayfun TASDEMIR
Round of 16 Match #7	Sameh SIDHOM	EGY	34 - 40	COL	Pedro GONZALEZ
Round of 16 Match #8	Kouji FUNAKI	JPN	40 - 23	ITA	Marco ZANETTI
FRI 15 JUL 2022					
Quarterfinals Match #9	Dick JASPERS	NED	40 - 20	SWE	Torbjorn BLOMDAHL
Quarterfinals Match #10	Eddy MERCKX	BEL	40 - 38	ESP	Daniel SANCHEZ
Quarterfinals Match #11	Quyét Chien TRAN	VIE	26 - 40	COL	Jose Juan GARCIA
Quarterfinals Match #12	Pedro GONZALEZ	COL	40 - 24	JPN	Kouji FUNAKI
SAT 16 JUL 2022					
Semifinals Match #13	Dick JASPERS	NED	40 - 16	BEL	Eddy MERCKX
Semifinals Match #14	Jose Juan GARCIA	COL	40 - 23	COL	Pedro GONZALEZ
Bronze Medal Match	Eddy MERCKX	BEL	40 - 24	COL	Pedro GONZALEZ
SUN 17 JUL 2022					
Gold Medal Match	Dick JASPERS	NED	40 - 18	COL	Jose Juan GARCIA

Timing and Results provided by  TISSOT



Brackets



MEDALLISTS		
Gold	D JASPERS	NED
Silver	JJ GARCIA	COL
Bronze	E MERCKX	BEL

Timing and Results provided by  TISSOT



Medallists

Medal	Name	Country
GOLD	Dick JASPERS	NED - Netherlands
SILVER	Jose Juan GARCIA	COL - Colombia
BRONZE	Eddy MERCKX	BEL - Belgium





Start List Summary

Date Time	Match	Name	Country Code	vs	Country Code	Name
SAT 16 JUL 2022						
15:00	Bronze Medal Match	Eddy MERCKX	BEL	-	COL	Pedro GONZALEZ
SUN 17 JUL 2022						
10:00	Gold Medal Match	Dick JASPERS	NED	-	COL	Jose Juan GARCIA





Results

Eddy MERCKX (BEL)

vs

Pedro GONZALEZ (COL)

Name	Points	Winner	Remark
Eddy MERCKX	40	X	
Pedro GONZALEZ	24		

Timing and Results provided by  TISSOT



Results

Dick JASPERS (NED)

vs

Jose Juan GARCIA (COL)

Name	Points	Winner	Remark
Dick JASPERS	40	X	
Jose Juan GARCIA	18		



Start List Summary

Date Time	Match	Name	Country Code	vs	Country Code	Name
SAT 16 JUL 2022						
09:00	Match #13	Dick JASPERS	NED	-	BEL	Eddy MERCKX
11:30	Match #14	Jose Juan GARCIA	COL	-	COL	Pedro GONZALEZ



Results

Dick JASPERS (NED)

vs

Eddy MERCKX (BEL)

Name	Points	Winner	Remark
Dick JASPERS	40	X	
Eddy MERCKX	16		

Timing and Results provided by  TISSOT



Results

Jose Juan GARCIA (COL)

vs

Pedro GONZALEZ (COL)

Name	Points	Winner	Remark
Jose Juan GARCIA	40	X	
Pedro GONZALEZ	23		



Start List Summary

Date Time	Match	Name	Country Code	vs	Country Code	Name
FRI 15 JUL 2022						
11:30	Match #9	Dick JASPERS	NED	-	SWE	Torbjorn BLOMDAHL
14:00	Match #10	Eddy MERCKX	BEL	-	ESP	Daniel SANCHEZ
17:30	Match #11	Quyett Chien TRAN	VIE	-	COL	Jose Juan GARCIA
20:00	Match #12	Pedro GONZALEZ	COL	-	JPN	Kouji FUNAKI



Results

Dick JASPERS (NED)

vs

Torbjorn BLOMDAHL (SWE)

Name	Points	Winner	Remark
Dick JASPERS	40	X	
Torbjorn BLOMDAHL	19		



Results

Eddy MERCKX (BEL)

vs

Daniel SANCHEZ (ESP)

Name	Points	Winner	Remark
Eddy MERCKX	40	X	
Daniel SANCHEZ	38		



Results

Quyêt Chien TRAN (VIE)

vs

Jose Juan GARCIA (COL)

Name	Points	Winner	Remark
Quyêt Chien TRAN	26		
Jose Juan GARCIA	40	X	



Results

Pedro GONZALEZ (COL)

vs

Kouji FUNAKI (JPN)

Name	Points	Winner	Remark
Pedro GONZALEZ	40	X	
Kouji FUNAKI	24		



Start List Summary

Date Time	Match	Name	Country Code	vs	Country Code	Name
WED 13 JUL 2022						
11:30	Match #1	Dick JASPERS	NED	-	USA	Pedro PIEDRABUENA
14:00	Match #2	Torbjorn BLOMDAHL	SWE	-	GER	Martin HORN
17:30	Match #3	Eddy MERCKX	BEL	-	CRC	Erick TELLEZ
20:00	Match #4	Chang Hoon SEO	KOR	-	ESP	Daniel SANCHEZ
THU 14 JUL 2022						
11:30	Match #5	Quyét Chien TRAN	VIE	-	ECU	Javier TERAN
14:00	Match #6	Jose Juan GARCIA	COL	-	TUR	Tayfun TASDEMIR
17:30	Match #7	Sameh SIDHOM	EGY	-	COL	Pedro GONZALEZ
20:00	Match #8	Kouji FUNAKI	JPN	-	ITA	Marco ZANETTI

Timing and Results provided by  TISSOT



Results

Dick JASPERS (NED)

vs

Pedro PIEDRABUENA (USA)

Name	Points	Winner	Remark
Dick JASPERS	40	X	
Pedro PIEDRABUENA	11		



Results

Torbjorn BLOMDAHL (SWE)

vs

Martin HORN (GER)

Name	Points	Winner	Remark
Torbjorn BLOMDAHL	40	X	
Martin HORN	35		



Results

REVISED
13 JUL 19:03

Eddy MERCKX (BEL)

vs

Erick TELLEZ (CRC)

Name	Points	Winner	Remark
Eddy MERCKX	40	X	
Erick TELLEZ	16		

Score value updated.

Timing and Results provided by  TISSOT





Results

Chang Hoon SEO (KOR)

vs

Daniel SANCHEZ (ESP)

Name	Points	Winner	Remark
Chang Hoon SEO	18		
Daniel SANCHEZ	40	X	



Results

Quy et Chien TRAN (VIE)

vs

Javier TERAN (ECU)

Name	Points	Winner	Remark
Quy et Chien TRAN	40	X	
Javier TERAN	19		



Results

Jose Juan GARCIA (COL)

vs

Tayfun TASDEMIR (TUR)

Name	Points	Winner	Remark
Jose Juan GARCIA	40	X	
Tayfun TASDEMIR	35		



Results

Sameh SIDHOM (EGY)

vs

Pedro GONZALEZ (COL)

Name	Points	Winner	Remark
Sameh SIDHOM	34		
Pedro GONZALEZ	40	X	



Results

Kouji FUNAKI (JPN)

vs

Marco ZANETTI (ITA)

Name	Points	Winner	Remark
Kouji FUNAKI	40	X	
Marco ZANETTI	23		

RESULTS BOOK



Billiard Sports

Men's Pool





Entry List by Event

Country	Name	Date of Birth
AUT - Austria	Albin OUSCHAN	14 AUG 1990
BIH - Bosnia and Herzegovina	Sanjin PEHLIVANOVIC	11 AUG 2001
CAN - Canada	John MORRA	25 MAY 1989
ESP - Spain	Francisco SANCHEZ-RUIZ	29 DEC 1991
GER - Germany	Joshua FILLER	2 OCT 1997
KUW - Kuwait	Omar ALSHAHEEN	3 SEP 1992
NZL - New Zealand	Matt EDWARDS	17 NOV 1987
PER - Peru	Martinez GERSON	26 APR 1995
PHI - Philippines	Carlo BIADO	31 OCT 1983
POL - Poland	Wiktor ZIELINSKI	11 JAN 2001
RSA - South Africa	Aden Carl JOSEPH	13 JUL 1997
SGP - Singapore	Aloysius YAPP	2 MAY 1996
TPE - Chinese Taipei	Ping - Chung KO	18 SEP 1995
USA - United States of America	Hunter LOMBARDO Tyler STYER Shane Van BOENING	28 AUG 1979 12 JAN 1995 14 JUL 1983



BIRMINGHAM

Greater Birmingham Convention & Visitors Bureau



REGIONS Protective



BlueCross BlueShield of Alabama





Results Summary

Match	Name	Country Code	Result	Country Code	Name
WED 13 JUL 2022					
Round of 16 Match #1	Albin OUSCHAN	AUT	11 - 8	RSA	Aden Carl JOSEPH
Round of 16 Match #2	Wiktor ZIELINSKI	POL	10 - 11	PHI	Carlo BIADO
Round of 16 Match #3	Joshua FILLER	GER	11 - 10	USA	Tyler STYER
Round of 16 Match #4	Martinez GERSON	PER	5 - 11	USA	Shane Van BOENING
THU 14 JUL 2022					
Round of 16 Match #5	Omar ALSHAHEEN	KUW	DNF - 11	BIH	Sanjin PEHLIVANOVIC
Round of 16 Match #6	John MORRA	CAN	11 - 5	USA	Hunter LOMBARDO
Round of 16 Match #7	Francisco SANCHEZ-RUIZ	ESP	11 - 8	TPE	Ping - Chung KO
Round of 16 Match #8	Matt EDWARDS	NZL	3 - 11	SGP	Aloysius YAPP
FRI 15 JUL 2022					
Quarterfinals Match #9	Albin OUSCHAN	AUT	7 - 11	PHI	Carlo BIADO
Quarterfinals Match #10	Joshua FILLER	GER	11 - 3	USA	Shane Van BOENING
Quarterfinals Match #11	Sanjin PEHLIVANOVIC	BIH	11 - 9	CAN	John MORRA
Quarterfinals Match #12	Francisco SANCHEZ-RUIZ	ESP	7 - 11	SGP	Aloysius YAPP
SAT 16 JUL 2022					
Semifinals Match #13	Carlo BIADO	PHI	8 - 11	GER	Joshua FILLER
Semifinals Match #14	Sanjin PEHLIVANOVIC	BIH	11 - 7	SGP	Aloysius YAPP
Bronze Medal Match	Carlo BIADO	PHI	8 - 11	SGP	Aloysius YAPP
Gold Medal Match	Joshua FILLER	GER	11 - 8	BIH	Sanjin PEHLIVANOVIC


Legend:
DNF Did not Finish

Timing and Results provided by  **TISSOT**





Brackets



MEDALLISTS		
Gold	J FILLER	GER
Silver	S PEHLIVANOVIC	BIH
Bronze	A YAPP	SGP

Timing and Results provided by 



Medallists

Medal	Name	Country
GOLD	Joshua FILLER	GER - Germany
SILVER	Sanjin PEHLIVANOVIC	BIH - Bosnia and Herzegovina
BRONZE	Aloysius YAPP	SGP - Singapore





Start List Summary

Date Time	Match	Name	Country Code	vs	Country Code	Name
SAT 16 JUL 2022						
15:00	Bronze Medal Match	Carlo BIADO	PHI	-	SGP	Aloysius YAPP
20:00	Gold Medal Match	Joshua FILLER	GER	-	BIH	Sanjin PEHLIVANOVIC



Results

Carlo BIADO (PHI)

vs

Aloysius YAPP (SGP)

Name	Games	Winner	Remark
Carlo BIADO	8		
Aloysius YAPP	11	X	



Results

Joshua FILLER (GER)

vs

Sanjin PEHLIVANOVIC (BIH)

Name	Games	Winner	Remark
Joshua FILLER	11	X	
Sanjin PEHLIVANOVIC	8		



Start List Summary

Date Time	Match	Name	Country Code	vs	Country Code	Name
SAT 16 JUL 2022						
09:00	Match #13	Carlo BIADO	PHI	-	GER	Joshua FILLER
11:30	Match #14	Sanjin PEHLIVANOVIC	BIH	-	SGP	Aloysius YAPP



Results

Carlo BIADO (PHI)

vs

Joshua FILLER (GER)

Name	Games	Winner	Remark
Carlo BIADO	8		
Joshua FILLER	11	X	



Results

Sanjin PEHLIVANOVIC (BIH)

vs

Aloysius YAPP (SGP)

Name	Games	Winner	Remark
Sanjin PEHLIVANOVIC	11	X	
Aloysius YAPP	7		



Start List Summary

Date Time	Match	Name	Country Code	vs	Country Code	Name
FRI 15 JUL 2022						
11:30	Match #9	Albin OUSCHAN	AUT	-	PHI	Carlo BIADO
14:00	Match #10	Joshua FILLER	GER	-	USA	Shane Van BOENING
17:30	Match #11	Sanjin PEHLIVANOVIC	BIH	-	CAN	John MORRA
20:00	Match #12	Francisco SANCHEZ-RUIZ	ESP	-	SGP	Aloysius YAPP



Results

Albin OUSCHAN (AUT)

vs

Carlo BIADO (PHI)

Name	Games	Winner	Remark
Albin OUSCHAN	7		
Carlo BIADO	11	X	





Results

Joshua FILLER (GER)

vs

Shane Van BOENING (USA)

Name	Games	Winner	Remark
Joshua FILLER	11	X	
Shane Van BOENING	3		



Results

Sanjin PEHLIVANOVIC (BIH)

vs

John MORRA (CAN)

Name	Games	Winner	Remark
Sanjin PEHLIVANOVIC	11	X	
John MORRA	9		



Results

Francisco SANCHEZ-RUIZ (ESP)

vs

Aloysius YAPP (SGP)

Name	Games	Winner	Remark
Francisco SANCHEZ-RUIZ	7		
Aloysius YAPP	11	X	



Start List Summary

Date Time	Match	Name	Country Code	vs	Country Code	Name
WED 13 JUL 2022						
11:30	Match #1	Albin OUSCHAN	AUT	-	RSA	Aden Carl JOSEPH
14:00	Match #2	Wiktor ZIELINSKI	POL	-	PHI	Carlo BIADO
17:30	Match #3	Joshua FILLER	GER	-	USA	Tyler STYER
20:00	Match #4	Martinez GERSON	PER	-	USA	Shane Van BOENING
THU 14 JUL 2022						
11:30	Match #5	Omar ALSHAHEEN	KUW	-	BIH	Sanjin PEHLIVANOVIC
14:00	Match #6	John MORRA	CAN	-	USA	Hunter LOMBARDO
17:30	Match #7	Francisco SANCHEZ-RUIZ	ESP	-	TPE	Ping - Chung KO
20:00	Match #8	Matt EDWARDS	NZL	-	SGP	Aloysius YAPP



Results

Albin OUSCHAN (AUT)

vs

Aden Carl JOSEPH (RSA)

Name	Games	Winner	Remark
Albin OUSCHAN	11	X	
Aden Carl JOSEPH	8		



Results

Wiktor ZIELINSKI (POL)

vs

Carlo BIADO (PHI)

Name	Games	Winner	Remark
Wiktor ZIELINSKI	10		
Carlo BIADO	11	X	



Results

Joshua FILLER (GER)

vs

Tyler STYER (USA)

Name	Games	Winner	Remark
Joshua FILLER	11	X	
Tyler STYER	10		





Results

Martinez GERSON (PER)

vs

Shane Van BOENING (USA)

Name	Games	Winner	Remark
Martinez GERSON	5		
Shane Van BOENING	11	X	



Results

Omar ALSHAHEEN (KUW)

vs

Sanjin PEHLIVANOVIC (BIH)

Name	Games	Winner	Remark
Omar ALSHAHEEN	3		DNF
Sanjin PEHLIVANOVIC	11	X	

Legend:
DNF Did not Finish

Timing and Results provided by  TISSOT



Results

John MORRA (CAN)

vs

Hunter LOMBARDO (USA)

Name	Games	Winner	Remark
John MORRA	11	X	
Hunter LOMBARDO	5		



Results

Francisco SANCHEZ-RUIZ (ESP)

vs

Ping - Chung KO (TPE)

Name	Games	Winner	Remark
Francisco SANCHEZ-RUIZ	11	X	
Ping - Chung KO	8		



Results

Matt EDWARDS (NZL)

vs

Aloysius YAPP (SGP)

Name	Games	Winner	Remark
Matt EDWARDS	3		
Aloysius YAPP	11	X	

RESULTS BOOK



Billiard Sports

Women's Pool





Entry List by Event

Country	Name	Date of Birth
ARG - Argentina	Bernarda AYALA	18 JAN 1992
CAN - Canada	Brittany BRYANT	8 MAY 1991
CRC - Costa Rica	Adriana VILLAR	27 SEP 1985
GBR - Great Britain	Kelly FISHER	25 AUG 1978
GER - Germany	Pia FILLER Veronika IVANOVSKAIA	7 JUN 1998 1 FEB 1995
IND - India	Chitra MAGIMAIRAJAN	7 JAN 1973
JPN - Japan	Yuki HIRAGUCHI	11 JUL 1997
KOR - Republic of Korea	Eun-Ji PARK	19 MAR 1988
NZL - New Zealand	Molrudee KASEMCHAIYANAN	22 FEB 1979
PHI - Philippines	Rubilen AMIT	3 OCT 1981
POL - Poland	Oliwia ZALEWSKA	20 JAN 1995
TPE - Chinese Taipei	Chieh - Yu CHOU	2 DEC 1986
TUR - Turkey	Eylul KIBAROGLU	29 SEP 1988
USA - United States of America	Jennifer BARRETTA Monica WEBB	26 OCT 1968 7 JAN 1977






Results Summary

Match	Name	Country Code	Result	Country Code	Name
WED 13 JUL 2022					
Round of 16 Match #1	Kelly FISHER	GBR	9 - 3	IND	Chitra MAGIMAIRAJAN
Round of 16 Match #2	Brittany BRYANT	CAN	9 - 8	USA	Jennifer BARRETTA
Round of 16 Match #3	Oliwia ZALEWSKA	POL	9 - 4	TUR	Eylul KIBAROGLU
Round of 16 Match #4	Molrudee KASEMCHAIYANAN	NZL	0 - 9	JPN	Yuki HIRAGUCHI
THU 14 JUL 2022					
Round of 16 Match #5	Chieh - Yu CHOU	TPE	9 - 6	CRC	Adriana VILLAR
Round of 16 Match #6	Monica WEBB	USA	8 - 9	KOR	Eun-Ji PARK
Round of 16 Match #7	Veronika IVANOVSKAIA	GER	9 - 1	ARG	Bernarda AYALA
Round of 16 Match #8	Pia FILLER	GER	8 - 9	PHI	Rubilen AMIT
FRI 15 JUL 2022					
Quarterfinals Match #9	Kelly FISHER	GBR	9 - 7	CAN	Brittany BRYANT
Quarterfinals Match #10	Oliwia ZALEWSKA	POL	6 - 9	JPN	Yuki HIRAGUCHI
Quarterfinals Match #11	Chieh - Yu CHOU	TPE	9 - 1	KOR	Eun-Ji PARK
Quarterfinals Match #12	Veronika IVANOVSKAIA	GER	9 - 8	PHI	Rubilen AMIT
SAT 16 JUL 2022					
Semifinals Match #13	Kelly FISHER	GBR	9 - 5	JPN	Yuki HIRAGUCHI
Semifinals Match #14	Chieh - Yu CHOU	TPE	9 - 3	GER	Veronika IVANOVSKAIA
Bronze Medal Match	Yuki HIRAGUCHI	JPN	9 - 7	GER	Veronika IVANOVSKAIA
Gold Medal Match	Kelly FISHER	GBR	9 - 5	TPE	Chieh - Yu CHOU



Brackets



MEDALLISTS		
Gold	K FISHER	GBR
Silver	CY CHOU	TPE
Bronze	Y HIRAGUCHI	JPN



Medallists

Medal	Name	Country
GOLD	Kelly FISHER	GBR - Great Britain
SILVER	Chieh - Yu CHOU	TPE - Chinese Taipei
BRONZE	Yuki HIRAGUCHI	JPN - Japan





Start List Summary

Date Time	Match	Name	Country Code	vs	Country Code	Name
SAT 16 JUL 2022						
15:00	Bronze Medal Match	Yuki HIRAGUCHI	JPN	-	GER	Veronika IVANOVSKAIA
17:30	Gold Medal Match	Kelly FISHER	GBR	-	TPE	Chieh - Yu CHOU



Results

Yuki HIRAGUCHI (JPN)

vs

Veronika IVANOVSKAIA (GER)

Name	Games	Winner	Remark
Yuki HIRAGUCHI	9	X	
Veronika IVANOVSKAIA	7		



Results

Kelly FISHER (GBR)

vs

Chieh - Yu CHOU (TPE)

Name	Games	Winner	Remark
Kelly FISHER	9	X	
Chieh - Yu CHOU	5		



Start List Summary

Date Time	Match	Name	Country Code	vs	Country Code	Name
SAT 16 JUL 2022						
09:00	Match #13	Kelly FISHER	GBR	-	JPN	Yuki HIRAGUCHI
11:30	Match #14	Chieh - Yu CHOU	TPE	-	GER	Veronika IVANOVSKAIA



Results

Kelly FISHER (GBR)

vs

Yuki HIRAGUCHI (JPN)

Name	Games	Winner	Remark
Kelly FISHER	9	X	
Yuki HIRAGUCHI	5		





Results

Chieh - Yu CHOU (TPE)

vs

Veronika IVANOVSKAIA (GER)

Name	Games	Winner	Remark
Chieh - Yu CHOU	9	X	
Veronika IVANOVSKAIA	3		



Start List Summary

Date Time	Match	Name	Country Code	vs	Country Code	Name
FRI 15 JUL 2022						
11:30	Match #9	Kelly FISHER	GBR	-	CAN	Brittany BRYANT
14:00	Match #10	Oliwia ZALEWSKA	POL	-	JPN	Yuki HIRAGUCHI
17:30	Match #11	Chieh - Yu CHOU	TPE	-	KOR	Eun-Ji PARK
20:00	Match #12	Veronika IVANOVSKAIA	GER	-	PHI	Rubilen AMIT



Results

Kelly FISHER (GBR)

vs

Brittany BRYANT (CAN)

Name	Games	Winner	Remark
Kelly FISHER	9	X	
Brittany BRYANT	7		



Results

Oliwia ZALEWSKA (POL)

vs

Yuki HIRAGUCHI (JPN)

Name	Games	Winner	Remark
Oliwia ZALEWSKA	6		
Yuki HIRAGUCHI	9	X	



Results

Chieh - Yu CHOU (TPE)

vs

Eun-Ji PARK (KOR)

Name	Games	Winner	Remark
Chieh - Yu CHOU	9	X	
Eun-Ji PARK	1		



Results

Veronika IVANOVSKAIA (GER)

vs

Rubilen AMIT (PHI)

Name	Games	Winner	Remark
Veronika IVANOVSKAIA	9	X	
Rubilen AMIT	8		



Start List Summary

Date Time	Match	Name	Country Code	vs	Country Code	Name
WED 13 JUL 2022						
11:30	Match #1	Kelly FISHER	GBR	-	IND	Chitra MAGIMAIRAJAN
14:00	Match #2	Brittany BRYANT	CAN	-	USA	Jennifer BARRETTA
17:30	Match #3	Oliwia ZALEWSKA	POL	-	TUR	Eylul KIBAROGLU
20:00	Match #4	Molrudee KASEMCHAIYANAN	NZL	-	JPN	Yuki HIRAGUCHI
THU 14 JUL 2022						
11:30	Match #5	Chieh - Yu CHOU	TPE	-	CRC	Adriana VILLAR
14:00	Match #6	Monica WEBB	USA	-	KOR	Eun-Ji PARK
17:30	Match #7	Veronika IVANOVSKAIA	GER	-	ARG	Bernarda AYALA
20:00	Match #8	Pia FILLER	GER	-	PHI	Rubilen AMIT



Results

Kelly FISHER (GBR)

vs

Chitra MAGIMAIRAJAN (IND)

Name	Games	Winner	Remark
Kelly FISHER	9	X	
Chitra MAGIMAIRAJAN	3		



Results

Brittany BRYANT (CAN)

vs

Jennifer BARRETTA (USA)

Name	Games	Winner	Remark
Brittany BRYANT	9	X	
Jennifer BARRETTA	8		



Results

Oliwia ZALEWSKA (POL)

vs

Eylul KIBAROGLU (TUR)

Name	Games	Winner	Remark
Oliwia ZALEWSKA	9	X	
Eylul KIBAROGLU	4		



Results

Molrudee KASEMCHAIYANAN (NZL)

vs

Yuki HIRAGUCHI (JPN)

Name	Games	Winner	Remark
Molrudee KASEMCHAIYANAN	0		
Yuki HIRAGUCHI	9	X	



Results

Chieh - Yu CHOU (TPE)

vs

Adriana VILLAR (CRC)

Name	Games	Winner	Remark
Chieh - Yu CHOU	9	X	
Adriana VILLAR	6		



Results

Monica WEBB (USA)

vs

Eun-Ji PARK (KOR)

Name	Games	Winner	Remark
Monica WEBB	8		
Eun-Ji PARK	9	X	



Results

Veronika IVANOVSKAIA (GER)

vs

Bernarda AYALA (ARG)

Name	Games	Winner	Remark
Veronika IVANOVSKAIA	9	X	
Bernarda AYALA	1		



Results

Pia FILLER (GER)

vs

Rubilen AMIT (PHI)

Name	Games	Winner	Remark
Pia FILLER	8		
Rubilen AMIT	9	X	

RESULTS BOOK



Billiard Sports

Men's Snooker





Entry List by Event

Country	Name	Date of Birth
AUT - Austria	Florian NUESSELE	18 DEC 2001
BRA - Brazil	Victor SARKIS	18 MAR 1991
BRN - Bahrain	Habib SABAH	14 DEC 1982
EGY - Egypt	Abdelrahman SHAHIN	1 AUG 1997
GBR - Great Britain	Wayne BROWN Darren MORGAN	21 OCT 1969 3 MAY 1966
GER - Germany	Umut DIKME	3 FEB 2000
HKG - Hong Kong, China	Ka Wai CHEUNG	17 FEB 1999
IND - India	Pankaj ADVANI	24 JUL 1985
PAK - Pakistan	Ahsan RAMZAN	14 AUG 2005
POL - Poland	Antoni KOWALSKI	9 FEB 2004
QAT - Qatar	Ali ALOBADLI Ahmed SAIF	2 MAR 1992 1 JAN 1983
THA - Thailand	Taweasap KONGKITCHERTCHOO	21 NOV 2002
USA - United States of America	Renat DENKHA Ahmed Aly ELSAYED	2 AUG 1986 14 DEC 1979



BIRMINGHAM

Greater Birmingham Convention & Visitors Bureau



REGIONS Protective



BlueCross BlueShield of Alabama






Results Summary

Match	Name	Country Code	Result	Country Code	Name
WED 13 JUL 2022					
Round of 16 Match #1	Ahsan RAMZAN	PAK	3 - 1	USA	Ahmed Aly ELSAYED
Round of 16 Match #2	Ka Wai CHEUNG	HKG	3 - 0	GBR	Wayne BROWN
Round of 16 Match #3	Umut DIKME	GER	3 - 0	BRN	Habib SABAH
Round of 16 Match #4	Ali ALOBAIDLI	QAT	3 - 0	THA	Taweesap KONGKITCHERTCHOO
THU 14 JUL 2022					
Round of 16 Match #5	Florian NUESSELE	AUT	3 - 0	USA	Renat DENKHA
Round of 16 Match #6	Abdelrahman SHAHIN	EGY	3 - 0	BRA	Victor SARKIS
Round of 16 Match #7	Pankaj ADVANI	IND	1 - 3	GBR	Darren MORGAN
Round of 16 Match #8	Antoni KOWALSKI	POL	3 - 0	QAT	Ahmed SAIF
FRI 15 JUL 2022					
Quarterfinals Match #9	Ahsan RAMZAN	PAK	1 - 3	HKG	Ka Wai CHEUNG
Quarterfinals Match #10	Umut DIKME	GER	1 - 3	QAT	Ali ALOBAIDLI
Quarterfinals Match #11	Florian NUESSELE	AUT	1 - 3	EGY	Abdelrahman SHAHIN
Quarterfinals Match #12	Darren MORGAN	GBR	3 - 1	POL	Antoni KOWALSKI
SAT 16 JUL 2022					
Semifinals Match #13	Ka Wai CHEUNG	HKG	3 - 0	QAT	Ali ALOBAIDLI
Semifinals Match #14	Abdelrahman SHAHIN	EGY	3 - 2	GBR	Darren MORGAN
Bronze Medal Match	Ali ALOBAIDLI	QAT	2 - 3	GBR	Darren MORGAN
SUN 17 JUL 2022					
Gold Medal Match	Ka Wai CHEUNG	HKG	3 - 1	EGY	Abdelrahman SHAHIN

Timing and Results provided by  TISSOT



Brackets



MEDALLISTS		
Gold	KW CHEUNG	HKG
Silver	A SHAHIN	EGY
Bronze	D MORGAN	GBR

Timing and Results provided by TISSOT



Medallists

Medal	Name	Country
GOLD	Ka Wai CHEUNG	HKG - Hong Kong, China
SILVER	Abdelrahman SHAHIN	EGY - Egypt
BRONZE	Darren MORGAN	GBR - Great Britain

Timing and Results provided by  TISSOT





Start List Summary

Date Time	Match	Name	Country Code	vs	Country Code	Name
SAT 16 JUL 2022						
15:00	Bronze Medal Match	Ali ALOBAIDLI	QAT	-	GBR	Darren MORGAN
SUN 17 JUL 2022						
12:30	Gold Medal Match	Ka Wai CHEUNG	HKG	-	EGY	Abdelrahman SHAHIN



Results

Ali ALOBaidLI (QAT)

vs

Darren MORGAN (GBR)

Name	Frames	Winner	Remark
Ali ALOBaidLI	2		
Darren MORGAN	3	X	



Results

Ka Wai CHEUNG (HKG)

vs

Abdelrahman SHAHIN (EGY)

Name	Frames	Winner	Remark
Ka Wai CHEUNG	3	X	
Abdelrahman SHAHIN	1		



Start List Summary

Date Time	Match	Name	Country Code	vs	Country Code	Name
SAT 16 JUL 2022						
09:00	Match #13	Ka Wai CHEUNG	HKG	-	QAT	Ali ALOBAIDLI
11:30	Match #14	Abdelrahman SHAHIN	EGY	-	GBR	Darren MORGAN

Timing and Results provided by  TISSOT

BLDMSNOOKER-----SFNL-----_C52 1.0

Report Created FRI 15 JUL 2022 21:43

Page 1 / 1





Results

Ka Wai CHEUNG (HKG)

vs

Ali ALOBAIDLI (QAT)

Name	Frames	Winner	Remark
Ka Wai CHEUNG	3	X	
Ali ALOBAIDLI	0		





Results

Abdelrahman SHAHIN (EGY)

vs

Darren MORGAN (GBR)

Name	Frames	Winner	Remark
Abdelrahman SHAHIN	3	X	
Darren MORGAN	2		



Start List Summary

Date Time	Match	Name	Country Code	vs	Country Code	Name
FRI 15 JUL 2022						
11:30	Match #9	Ahsan RAMZAN	PAK	-	HKG	Ka Wai CHEUNG
14:00	Match #10	Umut DIKME	GER	-	QAT	Ali ALOBAIDLI
17:30	Match #11	Florian NUESSELE	AUT	-	EGY	Abdelrahman SHAHIN
20:00	Match #12	Darren MORGAN	GBR	-	POL	Antoni KOWALSKI



Results

Ahsan RAMZAN (PAK)

vs

Ka Wai CHEUNG (HKG)

Name	Frames	Winner	Remark
Ahsan RAMZAN	1		
Ka Wai CHEUNG	3	X	



Results

Umut DIKME (GER)

vs

Ali ALOBAIDLII (QAT)

Name	Frames	Winner	Remark
Umut DIKME	1		
Ali ALOBAIDLII	3	X	



Results

Florian NUESSELE (AUT)

vs

Abdelrahman SHAHIN (EGY)

Name	Frames	Winner	Remark
Florian NUESSELE	1		
Abdelrahman SHAHIN	3	X	



Results

Darren MORGAN (GBR)

vs

Antoni KOWALSKI (POL)

Name	Frames	Winner	Remark
Darren MORGAN	3	X	
Antoni KOWALSKI	1		



Start List Summary

Date Time	Match	Name	Country Code	vs	Country Code	Name
WED 13 JUL 2022						
11:30	Match #1	Ahsan RAMZAN	PAK	-	USA	Ahmed Aly ELSAYED
14:00	Match #2	Ka Wai CHEUNG	HKG	-	GBR	Wayne BROWN
17:30	Match #3	Umut DIKME	GER	-	BRN	Habib SABAH
20:00	Match #4	Ali ALOBAIDLI	QAT	-	THA	Taweessap KONGKITCHERTCHOO
THU 14 JUL 2022						
11:30	Match #5	Florian NUESSELE	AUT	-	USA	Renat DENKHA
14:00	Match #6	Abdelrahman SHAHIN	EGY	-	BRA	Victor SARKIS
17:30	Match #7	Pankaj ADVANI	IND	-	GBR	Darren MORGAN
20:00	Match #8	Antoni KOWALSKI	POL	-	QAT	Ahmed SAIF

Timing and Results provided by  TISSOT



Results

Ahsan RAMZAN (PAK)

vs

Ahmed Aly ELSAYED (USA)

Name	Frames	Winner	Remark
Ahsan RAMZAN	3	X	
Ahmed Aly ELSAYED	1		



Results

Ka Wai CHEUNG (HKG)

vs

Wayne BROWN (GBR)

Name	Frames	Winner	Remark
Ka Wai CHEUNG	3	X	
Wayne BROWN	0		



Results

Umut DIKME (GER)

vs

Habib SABAH (BRN)

Name	Frames	Winner	Remark
Umut DIKME	3	X	
Habib SABAH	0		



Results

Ali ALOBAIDLI (QAT)

vs

Taweessap KONGKITCHERTCHOO (THA)

Name	Frames	Winner	Remark
Ali ALOBAIDLI	3	X	
Taweessap KONGKITCHERTCHOO	0		



Results

Florian NUESSELE (AUT)

vs

Renat DENKHA (USA)

Name	Frames	Winner	Remark
Florian NUESSELE	3	X	
Renat DENKHA	0		



Results

Abdelrahman SHAHIN (EGY)

vs

Victor SARKIS (BRA)

Name	Frames	Winner	Remark
Abdelrahman SHAHIN	3	X	
Victor SARKIS	0		



Results

Pankaj ADVANI (IND)

vs

Darren MORGAN (GBR)

Name	Frames	Winner	Remark
Pankaj ADVANI	1		
Darren MORGAN	3	X	



Results

Antoni KOWALSKI (POL)

vs

Ahmed SAIF (QAT)

Name	Frames	Winner	Remark
Antoni KOWALSKI	3	X	
Ahmed SAIF	0		

RESULTS BOOK



Boules Sports





8	Boules Sports	747
8.1	Table of Contents	748
8.2	Competition Schedule	751
8.3	Number of Entries by Country	752
8.4	Entry List by Country	753
8.5	Medallists by Event	754
8.6	Medal Standings	755
8.7	Women's Lyonnaise Progressive	756
8.7.1	Entry List by Event	757
8.7.2	Brackets	758
8.7.3	Medallists	759
8.7.4	Finals	760
8.7.4.1	Bronze Medal Match #3 Results	760
8.7.4.2	Gold Medal Match #4 Results	761
8.7.5	Semifinals	762
8.7.5.1	Match #1 Results	762
8.7.5.2	Match #2 Results	763
8.7.6	Qualification	764
8.7.6.1	Results	764
8.8	Women's Lyonnaise Precision	765
8.8.1	Entry List by Event	766
8.8.2	Brackets	767
8.8.3	Medallists	768
8.8.4	Finals	769
8.8.4.1	Bronze Medal Match #3 Results	769
8.8.4.2	Gold Medal Match #4 Results	770
8.8.5	Semifinals	771
8.8.5.1	Match #1 Results	771
8.8.5.2	Match #2 Results	772
8.8.6	Qualification	773
8.8.6.1	Results	773
8.9	Women's Petanque Precision Shooting	774
8.9.1	Entry List by Event	775
8.9.2	Brackets	776
8.9.3	Medallists	777
8.9.4	Finals	778
8.9.4.1	Bronze Medal Match #3 Results	778

8.9.4.2	Gold Medal Match #4 Results	779
8.9.5	Semifinals	780
8.9.5.1	Match #1 Results	780
8.9.5.2	Match #2 Results	781
8.9.6	Qualification	782
8.9.6.1	Results	782
8.10	Women's Petanque Doubles	783
8.10.1	Entry List by Event	784
8.10.2	Results Summary	785
8.10.3	Brackets	786
8.10.4	Round Robin Summary	787
8.10.5	Medallists	788
8.10.6	Finals	789
8.10.6.1	Bronze Medal Match #15 Results	789
8.10.6.2	Gold Medal Match #16 Results	790
8.10.7	Semifinals	791
8.10.7.1	Match #13 Results	791
8.10.7.2	Match #14 Results	792
8.10.8	Group B	793
8.10.8.1	Match #2 Results	793
8.10.8.2	Match #4 Results	794
8.10.8.3	Match #6 Results	795
8.10.8.4	Match #8 Results	796
8.10.8.5	Match #10 Results	797
8.10.9	Group A	798
8.10.9.1	Match #1 Results	798
8.10.9.2	Match #3 Results	799
8.10.9.3	Match #5 Results	800
8.10.9.4	Match #7 Results	801
8.10.9.5	Match #9 Results	802



Competition Schedule

Date	Start Time	Event
TUE 12 JUL	8:50	Women's Lyonnaise Progressive, Qualification
	9:50	Women's Petanque Precision Shooting, Qualification
	14:50	Women's Lyonnaise Progressive, Semifinals (2 matches)
	15:20	Women's Petanque Precision Shooting, Semifinals (2 matches)
	16:30	Women's Lyonnaise Progressive, Final - Bronze Medal Match
	16:50	Women's Lyonnaise Progressive, Final - Gold Medal Match
	17:10	Women's Petanque Precision Shooting, Final - Bronze Medal Match
	18:00	Women's Petanque Precision Shooting, Final - Gold Medal Match
WED 13 JUL	8:30	Women's Petanque Doubles, Group A (2 matches)
	8:30	Women's Petanque Doubles, Group B (2 matches)
	10:00	Women's Lyonnaise Precision, Qualification
	11:00	Women's Petanque Doubles, Group A (2 matches)
	11:00	Women's Petanque Doubles, Group B (2 matches)
	13:00	Women's Petanque Doubles, Group A (1 match)
	13:00	Women's Petanque Doubles, Group B (1 match)
	14:30	Women's Lyonnaise Precision, Semifinals (2 matches)
	14:45	Women's Petanque Doubles, Semifinals (2 matches)
	16:20	Women's Lyonnaise Precision, Final - Bronze Medal Match
	16:35	Women's Lyonnaise Precision, Final - Gold Medal Match
17:00	Women's Petanque Doubles, Finals - Gold Medal Match	
17:00	Women's Petanque Doubles, Finals - Bronze Medal Match	



Number of Entries by Country

Country	Women				Athlete Total
	Lyonnaise Precision	Lyonnaise Progressive	Petanque Shooting	Petanque Doubles	
ARG - Argentina		1			1
BEL - Belgium			1	2	2
CAM - Cambodia			1	2	2
CAN - Canada			1	2	2
CHI - Chile	1	1			2
CRO - Croatia	1	1			2
DEN - Denmark			1	2	2
FRA - France	1	1	1	2	4
GER - Germany			1	2	2
ITA - Italy	1	1			2
MAR - Morocco	1				1
SLO - Slovenia	1	1			2
SRB - Serbia	1				1
THA - Thailand			1	2	2
USA - United States of America			1	2	2
Total:	15	7	6	16	29



Entry List by Country

Country	Name	Date of Birth
ARG - Argentina	Carla CABRERA	23 OCT 1995
BEL - Belgium	Nancy BARZIN Jessica MESKENS	11 JUL 1971 24 AUG 1998
CAM - Cambodia	Un SREYA CAM Ouk SREYMOM	6 JUN 1985 3 APR 1975
CAN - Canada	Carole BERUBE Sonia COULOMBE	17 JAN 1967 5 APR 1970
CHI - Chile	Melisa POLITO Sabrina POLITO	11 OCT 1992 12 APR 1990
CRO - Croatia	Nives JELOVICA Ria VOJKOVIC	20 DEC 1977 17 AUG 2002
DEN - Denmark	Line HJORTH Katrine JUNGE	9 JUL 1979 4 MAR 1999
FRA - France	Floriane AMAR Ophelie ARMANET Nadege BAUSSIAN Caroline Marie BOURRIAUD	30 DEC 1984 29 MAR 2001 17 NOV 1989 18 AUG 1998
GER - Germany	Verena GABE Eileen JENAL	22 NOV 1991 23 JUL 1999
ITA - Italy	Marika DEPETRIS Gaia GAMBA	2 MAR 1999 6 OCT 1999
MAR - Morocco	Fatiha TARGHAOUI	27 FEB 1966
SLO - Slovenia	Tanja MARC Petra PIVK LUKANCIC	4 JUL 1985 24 MAY 1982
SRB - Serbia	Natasa ANTONIAK	14 JUN 1995
THA - Thailand	Nantawan FUE ANGSANIT Phantipha WONGCHUVEJ	22 SEP 1994 13 JUN 1985
USA - United States of America	Janice BISSONNETTE Rebeka HOWE	9 JUL 1966 29 JUL 1986



Medallists by Event

After 4 of 4 Events

Event Name	Date	Medal	Name	Country Code
Women's Lyonnaise Precision	WED 13 JUL	GOLD	Nives JELOVICA	CRO
		SILVER	Marika DEPETRIS	ITA
		BRONZE	Natasa ANTONIAK	SRB
Women's Lyonnaise Progressive	TUE 12 JUL	GOLD	Ophelie ARMANET	FRA
		SILVER	Ria VOJKOVIC	CRO
		BRONZE	Gaia GAMBA	ITA
Women's Petanque Precision Shooting	TUE 12 JUL	GOLD	Ouk SREYMOM	CAM
		SILVER	Rebeka HOWE	USA
		BRONZE	Phantipha WONGCHUVEJ	THA
Women's Petanque Doubles	WED 13 JUL	GOLD	Un SREYA CAM	CAM
			Ouk SREYMOM	
		SILVER	Nadege BAUSSIAN	FRA
			Caroline Marie BOURRIAUD	
		BRONZE	Nantawan FUE ANGSANIT	THA
			Phantipha WONGCHUVEJ	



Medal Standings

After 4 of 4 Events

Rank	Country	Men				Women				Total				Rank by Total
		G	S	B	Tot	G	S	B	Tot	G	S	B	Tot	
1	CAM - Cambodia					2			2	2			2	=1
2	CRO - Croatia					1	1		2	1	1		2	=1
2	FRA - France					1	1		2	1	1		2	=1
4	ITA - Italy						1	1	2		1	1	2	=1
5	USA - United States of America						1		1		1		1	=6
6	THA - Thailand							2	2			2	2	=1
7	SRB - Serbia							1	1			1	1	=6
	Total:					4	4	4	12	4	4	4	12	

Legend:
 = Equal sign indicates that two or more NOCs share the same rank by total **B** Bronze **G** Gold **S** Silver **Tot** Total

Timing and Results provided by  **TISSOT**





Boules Sports

Women's Lyonnaise Progressive





Entry List by Event

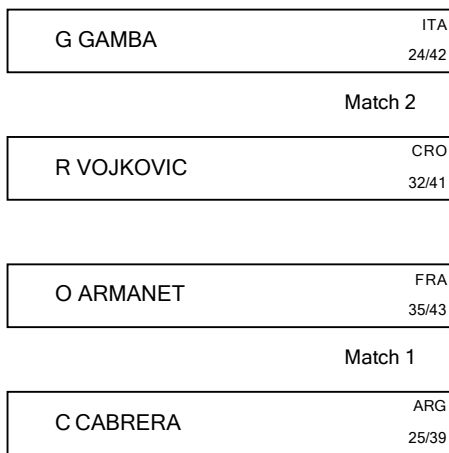
Country	Name	Date of Birth
ARG - Argentina	Carla CABRERA	23 OCT 1995
CHI - Chile	Melisa POLITO	11 OCT 1992
CRO - Croatia	Ria VOJKOVIC	17 AUG 2002
FRA - France	Ophelie ARMANET	29 MAR 2001
ITA - Italy	Gaia GAMBÀ	6 OCT 1999
SLO - Slovenia	Petra PIVK LUKANCIC	24 MAY 1982



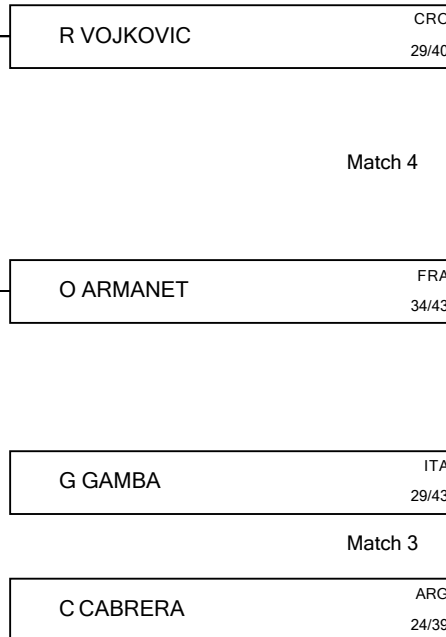


Brackets

Semifinals



Finals



MEDALLISTS

Gold	O ARMANET	FRA
Silver	R VOJKOVIC	CRO
Bronze	G GAMBA	ITA

Timing and Results provided by  TISSOT



Medallists

Medal	Name	Country
GOLD	Ophelie ARMANET	FRA - France
SILVER	Ria VOJKOVIC	CRO - Croatia
BRONZE	Gaia GAMBA	ITA - Italy





Results

Match #3

Name	Country Code	Result	Winner	Remark
Gaia GAMBA	ITA	29/43	X	
Carla CABRERA	ARG	24/39		



Results

Match #4

Name	Country Code	Result	Winner	Remark
Ria VOJKOVIC	CRO	29/40		
Ophelie ARMANET	FRA	34/43	X	



Results

Match #1

Name	Country Code	Result	Winner	Remark
Ophelie ARMANET	FRA	35/43	X	
Carla CABRERA	ARG	25/39		





Results

Match #2

Name	Country Code	Result	Winner	Remark
Gaia GAMBÀ	ITA	24/42		
Ria VOJKOVIC	CRO	32/41	X	



Results

Rank	Name	Country Code	Round1	Round2	Result	Remark
1	Ophelie ARMANET	FRA	33/43	35/43	68	Q
2	Gaia GAMBA	ITA	31/43	26/43	57	Q
3	Ria VOJKOVIC	CRO	25/40	29/41	54	Q
4	Carla CABRERA	ARG	19/39	31/38	50	Q
5	Melisa POLITO	CHI	23/39	24/38	47	
6	Petra PIVK LUKANCIC	SLO	16/38	15/38	31	

Legend:
Q Qualified

Timing and Results provided by  TISSOT



Boules Sports

Women's Lyonnaise Precision





Entry List by Event

Country	Name	Date of Birth
CHI - Chile	Sabrina POLITO	12 APR 1990
CRO - Croatia	Nives JELOVICA	20 DEC 1977
FRA - France	Floriane AMAR	30 DEC 1984
ITA - Italy	Marika DEPETRIS	2 MAR 1999
MAR - Morocco	Fatiha TARGHAOUI	27 FEB 1966
SLO - Slovenia	Tanja MARC	4 JUL 1985
SRB - Serbia	Natasa ANTONIAK	14 JUN 1995

Timing and Results provided by  TISSOT

BOUWLYONPREC-----_C32C 1.0

Report Created MON 11 JUL 2022 19:22

Page 1 / 1



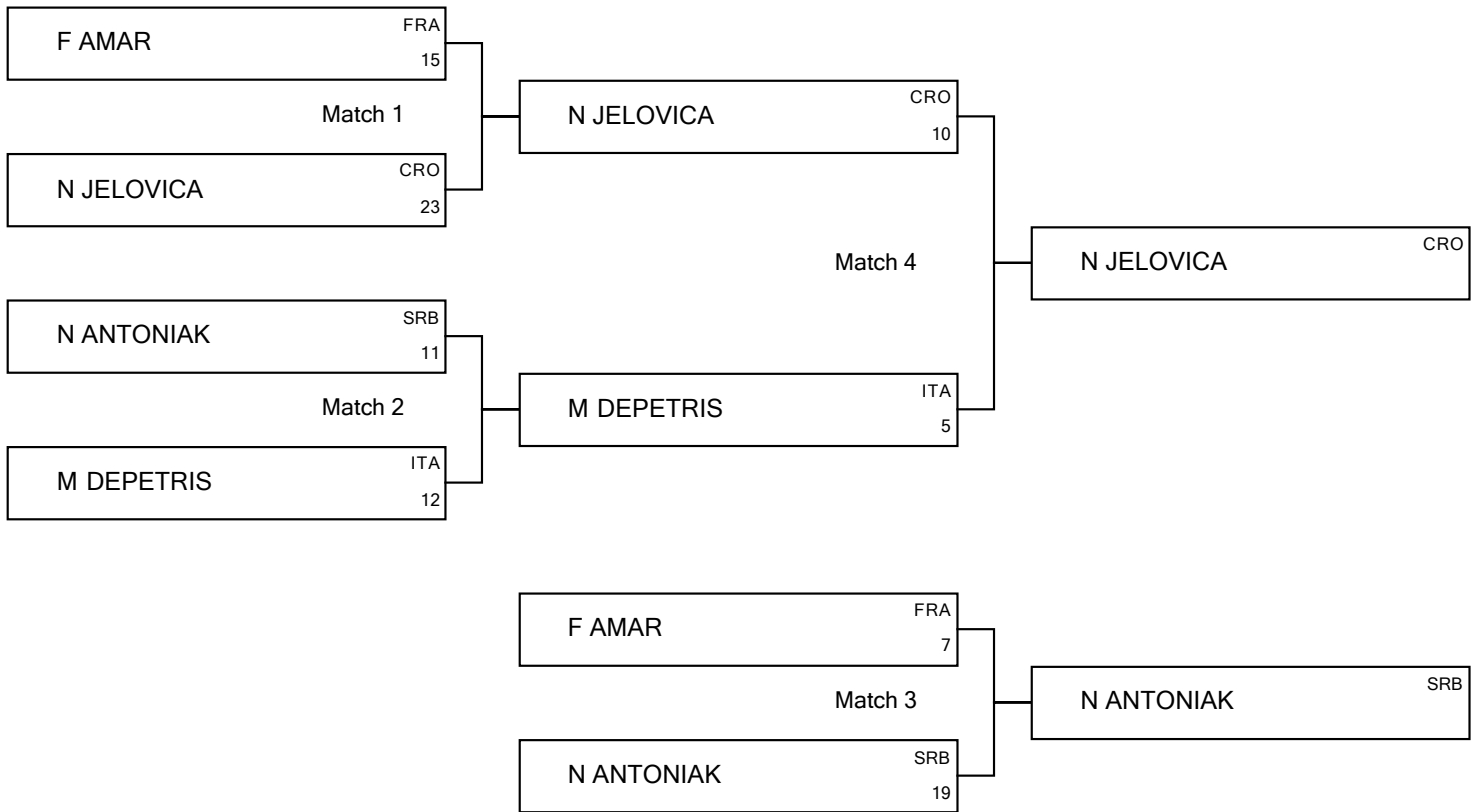


Brackets

Semifinals

Finals

MEDALLISTS		
Gold	N JELOVICA	CRO
Silver	M DEPETRIS	ITA
Bronze	N ANTONIAK	SRB



Timing and Results provided by  TISSOT



Medallists

Medal	Name	Country
GOLD	Nives JELOVICA	CRO - Croatia
SILVER	Marika DEPETRIS	ITA - Italy
BRONZE	Natasa ANTONIAK	SRB - Serbia





Results

Match #3

Name	Country Code	Result	Winner	Remark
Floriane AMAR	FRA	7		
Natasa ANTONIAK	SRB	19	X	



Results

Match #4

Name	Country Code	Result	Winner	Remark
Nives JELOVICA	CRO	10	X	
Marika DEPETRIS	ITA	5		



Results

Match #1

Name	Country Code	Result	Winner	Remark
Nives JELOVICA	CRO	23	X	
Floriane AMAR	FRA	15		



Results

Match #2

Name	Country Code	Result	Winner	Remark
Natasa ANTONIAK	SRB	11		
Marika DEPETRIS	ITA	12	X	



Results

Rank	Name	Country Code	Round1	Round2	Result	Remark
1	Floriane AMAR	FRA	21	11	32	Q
2	Natasa ANTONIAK	SRB	9	21	30	Q
3	Marika DEPETRIS	ITA	13	15	28	Q
4	Nives JELOVICA	CRO	8	19	27	Q
5	Fatiha TARGHAOU	MAR	5	17	22	
6	Tanja MARC	SLO	15	4	19	
7	Sabrina POLITO	CHI	11	3	14	

Legend:
Q Qualified

Timing and Results provided by  **TISSOT**



Boules Sports

Women's Petanque Precision
Shooting





Entry List by Event

Country	Name	Date of Birth
BEL - Belgium	Jessica MESKENS	24 AUG 1998
CAM - Cambodia	Ouk SREYMOM	3 APR 1975
CAN - Canada	Carole BERUBE	17 JAN 1967
DEN - Denmark	Katrine JUNGE	4 MAR 1999
FRA - France	Caroline Marie BOURRIAUD	18 AUG 1998
GER - Germany	Eileen JENAL	23 JUL 1999
THA - Thailand	Phantipha WONGCHUVEJ	13 JUN 1985
USA - United States of America	Rebeka HOWE	29 JUL 1986



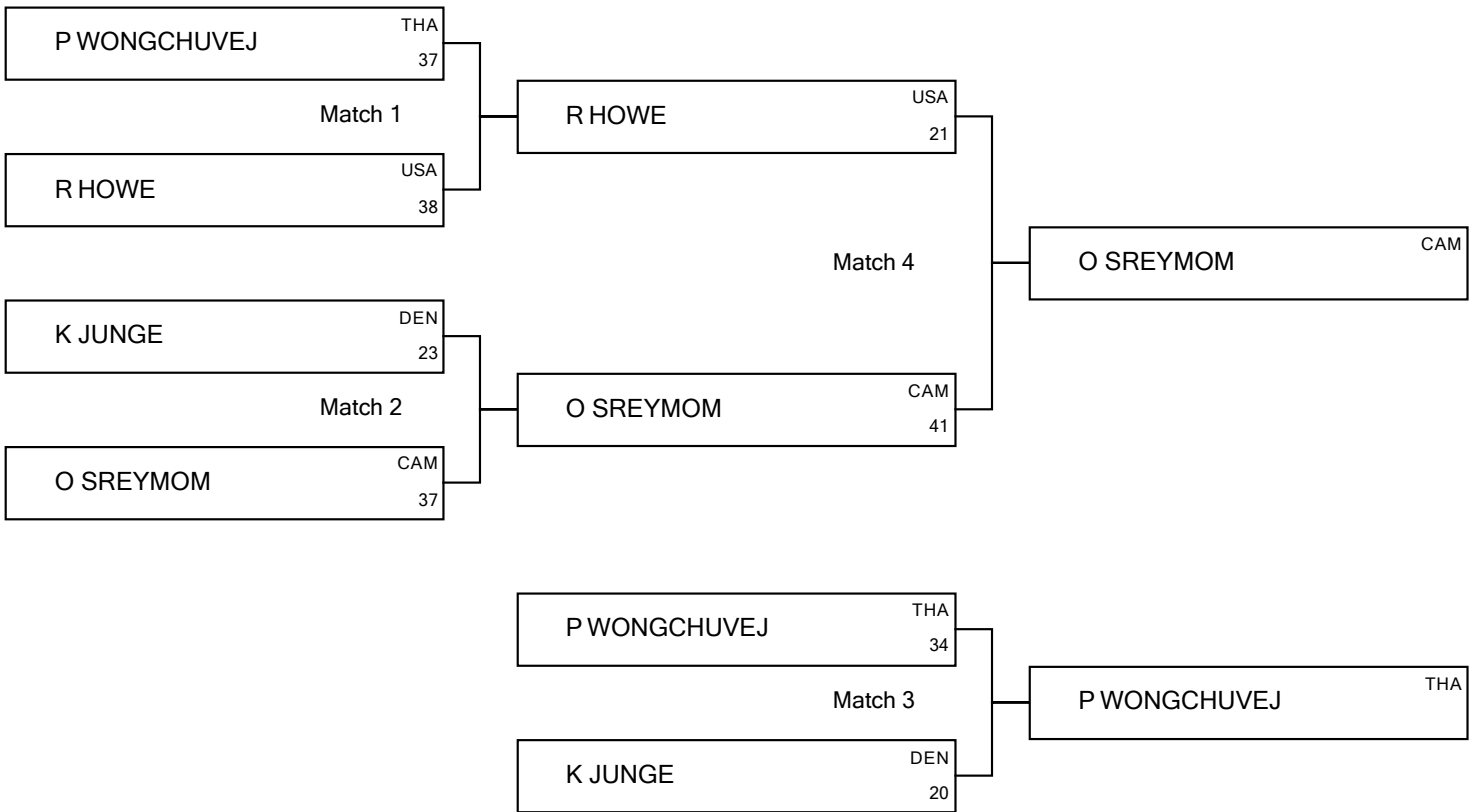


Brackets

Semifinals

Finals

MEDALLISTS		
Gold	O SREYMOM	CAM
Silver	R HOWE	USA
Bronze	P WONGCHUVEJ	THA



Timing and Results provided by  TISSOT



Medallists

Medal	Name	Country
GOLD	Ouk SREYMOM	CAM - Cambodia
SILVER	Rebeka HOWE	USA - United States of America
BRONZE	Phantipha WONGCHUVEJ	THA - Thailand





Results

Match #3

Name	Country Code	Result	Winner	Remark
Phantipha WONGCHUVEJ	THA	34	X	
Katrine JUNGE	DEN	20		



Results

Match #4

Name	Country Code	Result	Winner	Remark
Ouk SREYMOM	CAM	41	X	
Rebeka HOWE	USA	21		

Timing and Results provided by  TISSOT





Results

Match #1

Name	Country Code	Result	Winner	Remark
Rebeka HOWE	USA	38	X	
Phantipha WONGCHUVEJ	THA	37		



Results

Match #2

Name	Country Code	Result	Winner	Remark
Ouk SREYMOM	CAM	37	X	
Katrine JUNGE	DEN	23		



Results

Rank	Name	Country Code	Round1	Round2	Result	Remark
1	Ouk SREYMOM	CAM	31	46	77	Q
2	Rebeka HOWE	USA	32	31	63	Q
3	Eileen JENAL	GER	24	33	57	
4	Caroline Marie BOURRIAUD	FRA	27	27	54	
5	Phantipha WONGCHUVEJ	THA	47		47	Q
6	Jessica MESKENS	BEL	24	22	46	
7	Carole BERUBE	CAN	23	17	40	
8	Katrine JUNGE	DEN	32		32	Q

Legend:
Q Qualified

Timing and Results provided by  **TISSOT**



Boules Sports

Women's Petanque Doubles





Entry List by Event

Country	Name	Date of Birth
BEL - Belgium	Nancy BARZIN Jessica MESKENS	11 JUL 1971 24 AUG 1998
CAM - Cambodia	Un SREYA CAM Ouk SREYMOM	6 JUN 1985 3 APR 1975
CAN - Canada	Carole BERUBE Sonia COULOMBE	17 JAN 1967 5 APR 1970
DEN - Denmark	Line HJORTH Katrine JUNGE	9 JUL 1979 4 MAR 1999
FRA - France	Nadege BAUSSIAN Caroline Marie BOURRIAUD	17 NOV 1989 18 AUG 1998
GER - Germany	Verena GABE Eileen JENAL	22 NOV 1991 23 JUL 1999
THA - Thailand	Nantawan FUE ANGSANIT Phantipha WONGCHUVEJ	22 SEP 1994 13 JUN 1985
USA - United States of America	Janice BISSONNETTE Rebeka HOWE	9 JUL 1966 29 JUL 1986



Results Summary

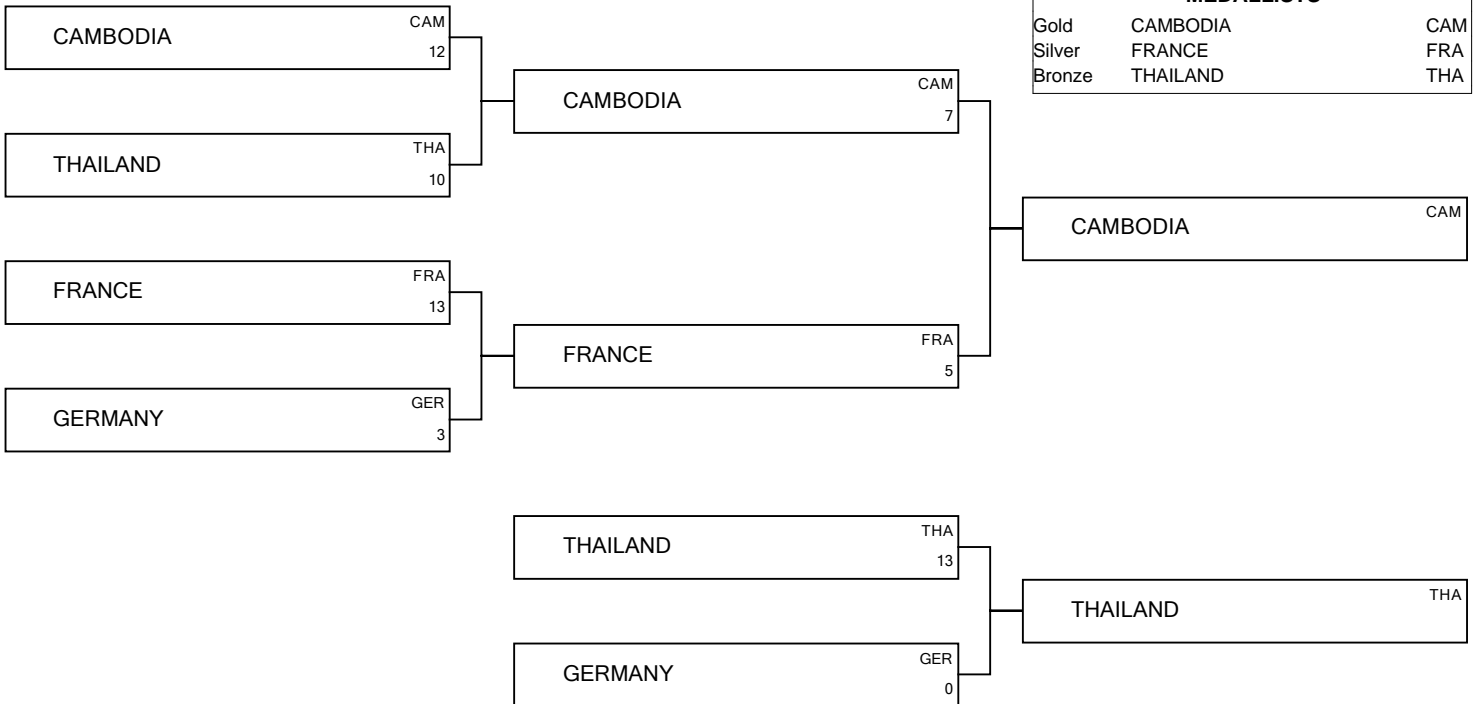
Match	Name	Country Code	Result	Country Code	Name
WED 13 JUL 2022					
Group A Match #1	CANADA	CAN	1 - 13	FRA	FRANCE
Group A Match #3	CAMBODIA	CAM	13 - 5	DEN	DENMARK
Group B Match #2	BELGIUM	BEL	3 - 13	GER	GERMANY
Group B Match #4	UNITED STATES OF AMERICA	USA	5 - 13	THA	THAILAND
Group A Match #5	FRANCE	FRA	9 - 7	CAM	CAMBODIA
Group A Match #7	CANADA	CAN	1 - 13	DEN	DENMARK
Group B Match #6	THAILAND	THA	13 - 0	GER	GERMANY
Group B Match #8	BELGIUM	BEL	0 - 13	USA	UNITED STATES OF AMERICA
Group A Match #9	CAMBODIA	CAM	13 - 4	DEN	DENMARK
Group B Match #10	GERMANY	GER	13 - 1	USA	UNITED STATES OF AMERICA
Semifinals Match #13	CAMBODIA	CAM	12 - 10	THA	THAILAND
Semifinals Match #14	FRANCE	FRA	13 - 3	GER	GERMANY
Bronze Medal Match	THAILAND	THA	13 - 0	GER	GERMANY
Gold Medal Match	CAMBODIA	CAM	7 - 5	FRA	FRANCE



Brackets

Semifinals

Finals



Timing and Results provided by  **TISSOT**



Round Robin Summary

Group A

Rank	Country Code	Name	FRA	CAM	DEN	CAN	Games	Won	Points	Remark
1	FRA	FRANCE	-	9		13	2	2	22	
2	CAM	CAMBODIA	7	-	13 13		3	2	33	
3	DEN	DENMARK		5 4	-	13	3	1	22	
4	CAN	CANADA	1		1	-	2	0	2	

Group B

Rank	Country Code	Name	THA	GER	USA	BEL	Games	Won	Points	Remark
1	THA	THAILAND	-	13	13		2	2	26	
2	GER	GERMANY	0	-	13	13	3	2	26	
3	USA	UNITED STATES OF AMERICA	5	1	-	13	3	1	19	
4	BEL	BELGIUM		3	0	-	2	0	3	



Medallists

Medal	Country	Name
GOLD	CAM - Cambodia	Un SREYA CAM Ouk SREYMOM
SILVER	FRA - France	Nadege BAUSSIAN Caroline Marie BOURRIAUD
BRONZE	THA - Thailand	Nantawan FUE ANGSANIT Phantipha WONGCHUVEJ



Results

Name	Country Code	Points	Remark
THAILAND Phantipha WONGCHUVEJ Nantawan FUE ANGSANIT	THA	13	
GERMANY Eileen JENAL Verena GABE	GER	0	



Results

Name	Country Code	Points	Remark
CAMBODIA	CAM	7	
Ouk SREYMOM Un SREYA CAM			
FRANCE	FRA	5	
Nadege BAUSSIAN Caroline Marie BOURRIAUD			



Results

Name	Country Code	Points	Remark
CAMBODIA	CAM	12	
Ouk SREYMOM Un SREYA CAM			
THAILAND	THA	10	
Phantipa WONGCHUVEJ Nantawan FUE ANGSANIT			



Results

Name	Country Code	Points	Remark
FRANCE Nadege BAUSSIAN Caroline Marie BOURRIAUD	FRA	13	
GERMANY Eileen JENAL Verena GABE	GER	3	



Results

Name	Country Code	Points	Remark
BELGIUM	BEL	3	
Nancy BARZIN Jessica MESKENS			
GERMANY	GER	13	
Eileen JENAL Verena GABE			



Results

Name	Country Code	Points	Remark
UNITED STATES OF AMERICA Rebeka HOWE Janice BISSONNETTE	USA	5	
THAILAND Phantipa WONGCHUVEJ Nantawan FUE ANGSANIT	THA	13	



Results

Name	Country Code	Points	Remark
THAILAND Phantipha WONGCHUVEJ Nantawan FUE ANGSANIT	THA	13	
GERMANY Eileen JENAL Verena GABE	GER	0	



Results

Name	Country Code	Points	Remark
BELGIUM	BEL	0	
Nancy BARZIN Jessica MESKENS			
UNITED STATES OF AMERICA	USA	13	
Rebeka HOWE Janice BISSONNETTE			



Results

Name	Country Code	Points	Remark
GERMANY	GER	13	
Eileen JENAL Verena GABE			
UNITED STATES OF AMERICA	USA	1	
Rebeka HOWE Janice BISSONNETTE			



Results

Name	Country Code	Points	Remark
CANADA Carole BERUBE Sonia COULOMBE	CAN	1	
FRANCE Nadege BAUSSIAN Caroline Marie BOURRIAUD	FRA	13	



Results

Name	Country Code	Points	Remark
CAMBODIA	CAM	13	
Ouk SREYMOM Un SREYA CAM			
DENMARK	DEN	5	
Katrine JUNGE Line HJORTH			



Results

Name	Country Code	Points	Remark
FRANCE Nadege BAUSSIAN Caroline Marie BOURRIAUD	FRA	9	
CAMBODIA Ouk SREYMOM Un SREYA CAM	CAM	7	



Results

Name	Country Code	Points	Remark
CANADA Carole BERUBE Sonia COULOMBE	CAN	1	
DENMARK Katrine JUNGE Line HJORTH	DEN	13	



Results

Name	Country Code	Points	Remark
CAMBODIA	CAM	13	
Ouk SREYMOM Un SREYA CAM			
DENMARK	DEN	4	
Katrine JUNGE Line HJORTH			



Bowling





9	Bowling	802
9.1	Table of Contents	803
9.2	Competition Schedule	808
9.3	Number of Entries by Country	809
9.4	Entry List by Country	810
9.5	Medallists by Event	812
9.6	Medal Standings	813
9.7	Men's Singles	814
9.7.1	Entry List by Event	815
9.7.2	Results Summary	817
9.7.3	Brackets	820
9.7.4	Medallists	821
9.7.5	Finals	822
9.7.5.1	Start List Summary	822
9.7.5.2	Bronze Medal Match #31 Results	823
9.7.5.3	Gold Medal Match #32 Results	824
9.7.6	Semifinals	825
9.7.6.1	Start List Summary	825
9.7.6.2	Match #29 Results	826
9.7.6.3	Match #30 Results	827
9.7.7	Quarterfinals	828
9.7.7.1	Start List Summary	828
9.7.7.2	Match #25 Results	829
9.7.7.3	Match #26 Results	830
9.7.7.4	Match #27 Results	831
9.7.7.5	Match #28 Results	832
9.7.8	Round of 16	833
9.7.8.1	Start List Summary	833
9.7.8.2	Match #17 Results	834
9.7.8.3	Match #18 Results	835
9.7.8.4	Match #19 Results	836
9.7.8.5	Match #20 Results	837
9.7.8.6	Match #21 Results	838
9.7.8.7	Match #22 Results	839
9.7.8.8	Match #23 Results	840
9.7.8.9	Match #24 Results	841
9.7.9	Round of 32	842

9.7.9.1	Start List Summary	842
9.7.9.2	Match #1 Results	843
9.7.9.3	Match #2 Results	844
9.7.9.4	Match #3 Results	845
9.7.9.5	Match #4 Results	846
9.7.9.6	Match #5 Results	847
9.7.9.7	Match #6 Results	848
9.7.9.8	Match #7 Results	849
9.7.9.9	Match #8 Results	850
9.7.9.10	Match #9 Results	851
9.7.9.11	Match #10 Results	852
9.7.9.12	Match #11 Results	853
9.7.9.13	Match #12 Results	854
9.7.9.14	Match #13 Results	855
9.7.9.15	Match #14 Results	856
9.7.9.16	Match #15 Results	857
9.7.9.17	Match #16 Results	858
9.8	Men's Doubles	859
9.8.1	Entry List by Event	860
9.8.2	Results Summary	862
9.8.3	Brackets	864
9.8.4	Medallists	865
9.8.5	Finals	866
9.8.5.1	Start List Summary	866
9.8.5.2	Bronze Medal Match #15 Results	867
9.8.5.3	Gold Medal Match #16 Results	868
9.8.6	Semifinals	869
9.8.6.1	Start List Summary	869
9.8.6.2	Match #13 Results	870
9.8.6.3	Match #14 Results	871
9.8.7	Quarterfinals	872
9.8.7.1	Start List Summary	872
9.8.7.2	Match #9 Results	873
9.8.7.3	Match #10 Results	874
9.8.7.4	Match #11 Results	875
9.8.7.5	Match #12 Results	876
9.8.8	Round of 16	877
9.8.8.1	Start List Summary	877
9.8.8.2	Match #1 Results	878
9.8.8.3	Match #2 Results	879
9.8.8.4	Match #3 Results	880
9.8.8.5	Match #4 Results	881
9.8.8.6	Match #5 Results	882
9.8.8.7	Match #6 Results	883

RESULTS BOOK

TABLE OF CONTENTS

9.8.8.8	Match #7 Results	884
9.8.8.9	Match #8 Results	885
9.9	Women's Singles	886
9.9.1	Entry List by Event	887
9.9.2	Results Summary	889
9.9.3	Brackets	892
9.9.4	Medallists	893
9.9.5	Finals	894
9.9.5.1	Start List Summary	894
9.9.5.2	Bronze Medal Match (Appeal pending) Results	895
9.9.5.3	Gold Medal Match #32 Results	896
9.9.6	Semifinals	897
9.9.6.1	Start List Summary	897
9.9.6.2	Match #29 Results	898
9.9.6.3	Match #30 Results	899
9.9.7	Quarterfinals	900
9.9.7.1	Start List Summary	900
9.9.7.2	Match #25 Results	901
9.9.7.3	Match #26 Results	902
9.9.7.4	Match #27 Results	903
9.9.7.5	Match #28 Results	904
9.9.8	Round of 16	905
9.9.8.1	Start List Summary	905
9.9.8.2	Match #17 Results	906
9.9.8.3	Match #18 Results	907
9.9.8.4	Match #19 Results	908
9.9.8.5	Match #20 Results	909
9.9.8.6	Match #21 Results	910
9.9.8.7	Match #22 Results	911
9.9.8.8	Match #23 Results	912
9.9.8.9	Match #24 Results	913
9.9.9	Round of 32	914
9.9.9.1	Start List Summary	914
9.9.9.2	Match #1 Results	915
9.9.9.3	Match #2 Results	916
9.9.9.4	Match #3 Results	917
9.9.9.5	Match #4 Results	918
9.9.9.6	Match #5 Results	919
9.9.9.7	Match #6 Results	920
9.9.9.8	Match #7 Results	921
9.9.9.9	Match #8 Results	922
9.9.9.10	Match #9 Results	923
9.9.9.11	Match #10 Results	924
9.9.9.12	Match #11 Results	925

RESULTS BOOK

TABLE OF CONTENTS


9.9.9.13	Match #12 Results	926
9.9.9.14	Match #13 Results	927
9.9.9.15	Match #14 Results	928
9.9.9.16	Match #15 Results	929
9.9.9.17	Match #16 Results	930
9.10	Women's Doubles	931
9.10.1	Entry List by Event	932
9.10.2	Results Summary	934
9.10.3	Brackets	936
9.10.4	Medallists	937
9.10.5	Finals	938
9.10.5.1	Start List Summary	938
9.10.5.2	Bronze Medal Match #15 Results	939
9.10.5.3	Gold Medal Match #16 Results	940
9.10.6	Semifinals	941
9.10.6.1	Start List Summary	941
9.10.6.2	Match #13 Results	942
9.10.6.3	Match #14 Results	943
9.10.7	Quarterfinals	944
9.10.7.1	Start List Summary	944
9.10.7.2	Match #9 Results	945
9.10.7.3	Match #10 Results	946
9.10.7.4	Match #11 Results	947
9.10.7.5	Match #12 Results	948
9.10.8	Round of 16	949
9.10.8.1	Start List Summary	949
9.10.8.2	Match #1 Results	950
9.10.8.3	Match #2 Results	951
9.10.8.4	Match #3 Results	952
9.10.8.5	Match #4 Results	953
9.10.8.6	Match #5 Results	954
9.10.8.7	Match #6 Results	955
9.10.8.8	Match #7 Results	956
9.10.8.9	Match #8 Results	957



Competition Schedule

As of THU 7 JUL 2022

Date	Start Time	Event
FRI 8 JUL	9:30	Men's Singles, Round of 32 (16 matches)
	15:30	Women's Singles, Round of 32 (16 matches)
SAT 9 JUL	9:30	Women's Doubles, Round of 16 (8 matches)
	12:30	Women's Doubles, Quarterfinals (4 matches)
	14:00	Men's Doubles, Round of 16 (8 matches)
	17:10	Men's Doubles, Quarterfinals (4 matches)
SUN 10 JUL	9:00	Men's Singles, Round of 16 (8 matches)
	11:50	Men's Singles, Quarterfinals (4 matches)
	13:30	Women's Singles, Round of 16 (8 matches)
	16:20	Women's Singles, Quarterfinals (4 matches)
	18:10	Men's Singles, Semifinals (2 matches)
	18:10	Women's Singles, Semifinals (2 matches)
	19:40	Men's Doubles, Semifinals (2 matches)
	19:40	Women's Doubles, Semifinals (2 matches)
MON 11 JUL	10:00	Men's Singles, Finals - Bronze Medal Match
	11:20	Women's Singles, Finals - Bronze Medal Match
	13:00	Men's Singles, Finals - Gold Medal Match
	14:20	Women's Singles, Finals - Gold Medal Match
	16:00	Men's Doubles, Finals - Bronze Medal Match
	17:20	Women's Doubles, Finals - Bronze Medal Match
	19:00	Men's Doubles, Finals - Gold Medal Match
	20:20	Women's Doubles, Finals - Gold Medal Match


Timing and Results provided by  TISSOT



Number of Entries by Country

As of THU 7 JUL 2022

Country	Men			Women			Athlete Total
	Singles	Doubles	Total	Singles	Doubles	Total	
ARU - Aruba				2	2	2	2
AUS - Australia	2	2	2	2	2	2	4
CAN - Canada	2	2	2				2
CHN - People's Republic of China	2	2	2				2
COL - Colombia	2	2	2	2	2	2	4
CRC - Costa Rica	2	2	2				2
CZE - Czech Republic	2	2	2				2
DEN - Denmark	2	2	2	2	2	2	4
FRA - France	2	2	2	2	2	2	4
GER - Germany	2	2	2	2	2	2	4
ITA - Italy	2	2	2				2
KOR - Republic of Korea	2	2	2	2	2	2	4
KUW - Kuwait	2	2	2				2
MAS - Malaysia	2	2	2	2	2	2	4
MEX - Mexico				2	2	2	2
NED - Netherlands				2	2	2	2
PUR - Puerto Rico	2	2	2	2	2	2	4
RSA - South Africa	2	2	2	2	2	2	4
SGP - Singapore				2	2	2	2
SWE - Sweden				2	2	2	2
TPE - Chinese Taipei				2	2	2	2
USA - United States of America	2	2	2	2	2	2	4
Total:	22	32	32	32	32	32	64

Timing and Results provided by  **TISSOT**




Entry List by Country

 REVISED
8 JUL 5:51

As of FRI 8 JUL 2022

Country	Name	Date of Birth
ARU - Aruba	Kamilah DAMMERS	14 SEP 1993
	Eva MADURO	30 AUG 2004
AUS - Australia	Callum BORCK	7 SEP 2000
	Rebekah COMMANE	13 MAR 1999
	Sam COOLEY	16 AUG 1991
	Rebekah MARTIN	22 NOV 1979
CAN - Canada	Darren ALEXANDER	20 DEC 1990
	Graham FACH	10 DEC 1991
CHN - People's Republic of China	Wang HONGBO	8 JUN 1973
	Du JIANCHAO	29 OCT 1979
COL - Colombia	Juliana FRANCO	17 JUN 1994
	Andres GOMEZ	19 JUL 1973
	Jaime GONZALEZ	13 SEP 1985
	Clara GUERRERO	22 APR 1982
CRC - Costa Rica	Jonaykel CONEJO	6 OCT 1998
	Juan Jose RODRIGUEZ	27 JUL 1993
CZE - Czech Republic	Jaroslav LORENC	24 MAY 1993
	Jan MACEK	20 SEP 1992
DEN - Denmark	Jesper AGERBO	19 NOV 1980
	Mika GULDBAEK	1 SEP 1999
	Mai Ginge JENSEN	3 MAY 1984
	Dan OSTERGAARD-POULSEN	30 DEC 1989
FRA - France	Solene GORON	13 JAN 1992
	Alexandra LOPES D'ANDRADE	1 JUN 1996
	Gaetan MOUVEROUX	7 DEC 1996
	Valentin SAULNIER	16 OCT 1996
GER - Germany	Andreas HERNITSCHKE	10 AUG 1987
	Birgit NOREIKS	10 JUL 1986
	Janin RIBGUTH	19 SEP 1988
	Pascal WINTERNHEIMER	6 AUG 1988
ITA - Italy	Pierpaolo de FILIPPI	8 APR 1982
	Salvatore POLIZZOTTO	5 AUG 1988
KOR - Republic of Korea	Donghyeon KIM	25 FEB 2002
	Hyunmi KIM	23 DEC 1988
	Donghyuk PARK	29 SEP 2001
	Sujin YANG	24 JUL 1994

 Timing and Results provided by 





Entry List by Country

 REVISED
8 JUL 5:51

As of FRI 8 JUL 2022

Country	Name	Date of Birth
KUW - Kuwait	Mostafa ALMOUSAWI	16 AUG 1998
	Hassan QASSEM	15 MAR 2005
MAS - Malaysia	Rafiq ISMAIL	24 MAR 1997
	Natasha MOHAMED ROSLAN	12 FEB 1996
	Li Jane SIN	30 APR 1992
	Timmy TAN	11 SEP 1994
MEX - Mexico	Iliana LOMELI	25 FEB 1984
	Aseret ZETTER	14 SEP 1989
NED - Netherlands	Denise BLANKENZEE	16 MAY 2000
	Samantha GREINER	12 OCT 1992
PUR - Puerto Rico	Edgar J BURGOS	20 NOV 2003
	David MARQUEZ	18 JUN 1989
	Taishaye NARANJO	15 MAY 2000
	Pamela PEREZ	20 FEB 2001
RSA - South Africa	Ursula EKERMANS	9 JUL 1968
	Cherng-Shiaw JU	22 MAR 1989
	Jivi SEWCHURAN	5 MAY 1996
	Gitabalie SOORAJLAL	10 NOV 1965
SGP - Singapore	Hui Fen NEW	1 JAN 1992
	Cherie TAN	2 MAY 1988
SWE - Sweden	Cajsa WEGNER	15 NOV 1997
	Jenny WEGNER	19 MAY 1994
TPE - Chinese Taipei	Hsiu-Lan CHIEN	8 DEC 1979
	Chiung-Yao HUANG	2 MAY 1970
USA - United States of America	Julia BOND	28 JAN 1996
	Alec KIPLINGER	23 MAY 2001
	Trent MITCHELL	21 JUL 1994
	Shannon O'KEEFE	27 JAN 1979

Fixed spelling discrepancy.

 Timing and Results provided by 

BWL....._C32A 2.0

Report Created FRI 8 JUL 2022 5:51

Page 2 / 2



REGIONS Protective






Medallists by Event

As of MON 11 JUL 2022

After 4 of 4 Events

Event Name	Date	Medal	Name	Country Code
Men's Singles	MON 11 JUL	GOLD	Sam COOLEY	AUS
		SILVER	Jaroslav LORENC	CZE
		BRONZE	Graham FACH	CAN
Men's Doubles	MON 11 JUL	GOLD	Jesper AGERBO	DEN
			Dan OSTERGAARD-POULSEN	
		SILVER	Darren ALEXANDER	CAN
			Graham FACH	
		BRONZE	Donghyeon KIM	KOR
			Donghyuk PARK	
Women's Singles	MON 11 JUL	GOLD	Shannon O'KEEFE	USA
		SILVER	Clara GUERRERO	COL
		BRONZE	Jenny WEGNER	SWE
Women's Doubles	MON 11 JUL	GOLD	Mika GULDBAEK	DEN
			Mai Ginge JENSEN	
		SILVER	Julia BOND	USA
			Shannon O'KEEFE	
		BRONZE	Natasha MOHAMED ROSLAN	MAS
			Li Jane SIN	

Timing and Results provided by  TISSOT






Medal Standings

As of MON 11 JUL 2022

After 4 of 4 Events

Rank	Country	Men				Women				Total				Rank by Total
		G	S	B	Tot	G	S	B	Tot	G	S	B	Tot	
1	DEN - Denmark	1			1	1			1	2			2	=1
2	USA - United States of America					1	1		2	1	1		2	=1
3	AUS - Australia	1			1					1			1	=4
4	CAN - Canada		1	1	2						1	1	2	=1
5	COL - Colombia						1		1		1		1	=4
5	CZE - Czech Republic		1		1						1		1	=4
7	KOR - Republic of Korea			1	1							1	1	=4
7	MAS - Malaysia							1	1			1	1	=4
7	SWE - Sweden							1	1			1	1	=4
Total:		2	2	2	6	2	2	2	6	4	4	4	12	

Legend:
 = Equal sign indicates that two or more NOCs share the same rank by total **B** Bronze **G** Gold **S** Silver **Tot** Total

Timing and Results provided by  **TISSOT**





Bowling

Men's Singles






Entry List by Event

REVISED
8 JUL 6:58

As of FRI 8 JUL 2022

Country	Name	Date of Birth
AUS - Australia	Callum BORCK Sam COOLEY	7 SEP 2000 16 AUG 1991
CAN - Canada	Darren ALEXANDER Graham FACH	20 DEC 1990 10 DEC 1991
CHN - People's Republic of China	Wang HONGBO Du JIANCHAO	8 JUN 1973 29 OCT 1979
COL - Colombia	Andres GOMEZ Jaime GONZALEZ	19 JUL 1973 13 SEP 1985
CRC - Costa Rica	Jonaykel CONEJO Juan Jose RODRIGUEZ	6 OCT 1998 27 JUL 1993
CZE - Czech Republic	Jaroslav LORENC Jan MACEK	24 MAY 1993 20 SEP 1992
DEN - Denmark	Jesper AGERBO Dan OSTERGAARD-POULSEN	19 NOV 1980 30 DEC 1989
FRA - France	Gaetan MOUVEROUX Valentin SAULNIER	7 DEC 1996 16 OCT 1996
GER - Germany	Andreas HERNITSCHKE Pascal WINTERNHEIMER	10 AUG 1987 6 AUG 1988
ITA - Italy	Pierpaolo de FILIPPI Salvatore POLIZZOTTO	8 APR 1982 5 AUG 1988
KOR - Republic of Korea	Donghyeon KIM Donghyuk PARK	25 FEB 2002 29 SEP 2001
KUW - Kuwait	Mostafa ALMOUSAWI Hassan QASSEM	16 AUG 1998 15 MAR 2005
MAS - Malaysia	Rafiq ISMAIL Timmy TAN	24 MAR 1997 11 SEP 1994

Timing and Results provided by  TISSOT



BIRMINGHAM

Greater Birmingham Convention & Visitors Bureau



REGIONS Protective



BlueCross BlueShield of Alabama






Entry List by Event

REVISED
8 JUL 6:58

As of FRI 8 JUL 2022

Country	Name	Date of Birth
PUR - Puerto Rico	Edgar J BURGOS	20 NOV 2003
	David MARQUEZ	18 JUN 1989
RSA - South Africa	Cherng-Shiaw JU	22 MAR 1989
	Jivi SEWCHURAN	5 MAY 1996
USA - United States of America	Alec KIPLINGER	23 MAY 2001
	Trent MITCHELL	21 JUL 1994

Fixed spelling discrepancy.

Timing and Results provided by  TISSOT

BWLMSINGLES-----_C32C 2.0

Report Created FRI 8 JUL 2022 6:58

Page 2 / 2






Results Summary

As of MON 11 JUL 2022

Bib	Name	Country Code	Game 1	Game 2	Game 3	Total Score	Result	Winner
Round of 32								
Match #1								
	Valentin SAULNIER	FRA	268	191	179	638	1	
	Andres GOMEZ	COL	236	241	242	719	2	X
Match #2								
	Timmy TAN	MAS	200	196	224	620	2	X
	Jivi SEWCHURAN	RSA	218	189	173	580	1	
Match #3								
	Mostafa ALMOUSAWI	KUW	200	185		385	0	
	Salvatore POLIZZOTTO	ITA	201	193		394	2	X
Match #4								
	Darren ALEXANDER	CAN	246	219		465	2	X
	Wang HONGBO	CHN	174	177		351	0	
Match #5								
	Sam COOLEY	AUS	222	224	279	725	2	X
	Jonaykel CONEJO	CRC	172	267	209	648	1	
Match #6								
	Trent MITCHELL	USA	230	160	236	626	2	X
	Edgar J BURGOS	PUR	146	187	182	513	1	
Match #7								
	Donghyuk PARK	KOR	224	210	227	661	2	X
	Pascal WINTERNHEIMER	GER	203	212	172	587	1	
Match #8								
	Jesper AGERBO	DEN	175	226	202	603	2	X
	Jan MACEK	CZE	182	221	177	580	1	
Match #9								
	Du JIANCHAO	CHN	190	215		405	2	X
	Dan OSTERGAARD-POULSEN	DEN	170	195		365	0	
Match #10								
	Pierpaolo de FILIPPI	ITA	268	242		510	2	X
	Gaetan MOUVEROUX	FRA	193	200		393	0	
Match #11								
	Cherng-Shiaw JU	RSA	145	183		328	0	
	Jaroslav LORENC	CZE	207	269		476	2	X
Match #12								
	David MARQUEZ	PUR	155	142		297	0	
	Jaime GONZALEZ	COL	162	194		356	2	X
Match #13								
	Donghyeon KIM	KOR	235	209		444	2	X
	Hassan QASSEM	KUW	150	161		311	0	
Match #14								
	Callum BORCK	AUS	208	212		420	0	
	Rafiq ISMAIL	MAS	257	257		514	2	X
Match #15								
	Alec KIPLINGER	USA	192	175	212	579	2	X
	Juan Jose RODRIGUEZ	CRC	170	267	172	609	1	
Match #16								
	Andreas HERNITSCHKEK	GER	159	226	192	577	1	
	Graham FACH	CAN	216	221	233	670	2	X


Timing and Results provided by  TISSOT



Results Summary

As of MON 11 JUL 2022

Bib	Name	Country Code	Game 1	Game 2	Game 3	Total Score	Result	Winner
Round of 16								
Match #17								
	Andres GOMEZ	COL	175	225		400	0	
	Timmy TAN	MAS	197	245		442	2	X
Match #18								
	Salvatore POLIZZOTTO	ITA	187	201	179	567	1	
	Darren ALEXANDER	CAN	227	181	236	644	2	X
Match #19								
	Sam COOLEY	AUS	276	221		497	2	X
	Trent MITCHELL	USA	233	184		417	0	
Match #20								
	Donghyuk PARK	KOR	257	207	258	722	2	X
	Jesper AGERBO	DEN	215	248	238	701	1	
Match #21								
	Du JIANCHAO	CHN	203	192		395	2	X
	Pierpaolo de FILIPPI	ITA	193	183		376	0	
Match #22								
	Jaroslav LORENC	CZE	214	213	237	664	2	X
	Jaime GONZALEZ	COL	178	228	165	571	1	
Match #23								
	Donghyeon KIM	KOR	177	198		375	0	
	Rafiq ISMAIL	MAS	248	228		476	2	X
Match #24								
	Alec KIPLINGER	USA	217	198		415	0	
	Graham FACH	CAN	229	226		455	2	X
Quarterfinals								
Match #25								
	Timmy TAN	MAS	229	217	183	629	1	
	Darren ALEXANDER	CAN	243	214	236	693	2	X
Match #26								
	Sam COOLEY	AUS	199	238	259	696	2	X
	Donghyuk PARK	KOR	198	265	204	667	1	
Match #27								
	Du JIANCHAO	CHN	194	181		375	0	
	Jaroslav LORENC	CZE	255	211		466	2	X
Match #28								
	Rafiq ISMAIL	MAS	238	218	191	647	1	
	Graham FACH	CAN	215	226	239	680	2	X
Semifinals								
Match #29								
	Darren ALEXANDER	CAN	204	143		347	0	
	Sam COOLEY	AUS	220	224		444	2	X
Match #30								
	Jaroslav LORENC	CZE	227	247	238	712	2	X
	Graham FACH	CAN	236	177	218	631	1	


Timing and Results provided by  TISSOT



Results Summary

As of MON 11 JUL 2022

Bib	Name	Country Code	Game 1	Game 2	Game 3	Total Score	Result	Winner
Finals								
Bronze Medal Match								
	Darren ALEXANDER	CAN	190	220	203	613	1	
	Graham FACH	CAN	226	167	225	618	2	X
Gold Medal Match								
	Sam COOLEY	AUS	244	266	211	721	2	X
	Jaroslav LORENC	CZE	258	202	181	641	1	

Timing and Results provided by  **TISSOT**



Brackets

As of MON 11 JUL 2022



MEDALLISTS		
Gold	S COOLEY	AUS
Silver	J LORENC	CZE
Bronze	G FACH	CAN


Timing and Results provided by TISSOT



Medallists

As of MON 11 JUL 2022

Medal	Name	Country
GOLD	Sam COOLEY	AUS - Australia
SILVER	Jaroslav LORENC	CZE - Czech Republic
BRONZE	Graham FACH	CAN - Canada

Timing and Results provided by  TISSOT






Start List Summary

As of SUN 10 JUL 2022

Date Time	Match	Name	Country Code	vs	Country Code	Name
MON 11 JUL 2022						
10:00	Bronze Medal Match	Darren ALEXANDER	CAN	-	CAN	Graham FACH
13:00	Gold Medal Match	Sam COOLEY	AUS	-	CZE	Jaroslav LORENC


Timing and Results provided by  **TISSOT**



Results

As of MON 11 JUL 2022

Bib	Name	Country Code	Game 1	Game 2	Game 3	Total Score	Average	Result	Winner
	Darren ALEXANDER	CAN	190	220	203	613	204.3	1	
	Graham FACH	CAN	226	167	225	618	206.0	2	X

Timing and Results provided by  TISSOT






Results

As of MON 11 JUL 2022

Bib	Name	Country Code	Game 1	Game 2	Game 3	Total Score	Average	Result	Winner
	Sam COOLEY	AUS	244	266	211	721	240.3	2	X
	Jaroslav LORENC	CZE	258	202	181	641	213.7	1	

Timing and Results provided by  TISSOT






Start List Summary

As of SUN 10 JUL 2022

Date Time	Match	Name	Country Code	vs	Country Code	Name
SUN 10 JUL 2022						
18:10	Match #29	Darren ALEXANDER	CAN	-	AUS	Sam COOLEY
18:10	Match #30	Jaroslav LORENC	CZE	-	CAN	Graham FACH

Timing and Results provided by  TISSOT






Results

As of SUN 10 JUL 2022

Bib	Name	Country Code	Game 1	Game 2	Game 3	Total Score	Average	Result	Winner
	Darren ALEXANDER	CAN	204	143		347	173.5	0	
	Sam COOLEY	AUS	220	224		444	222.0	2	X

Timing and Results provided by  TISSOT






Results

As of SUN 10 JUL 2022

Bib	Name	Country Code	Game 1	Game 2	Game 3	Total Score	Average	Result	Winner
	Jaroslav LORENC	CZE	227	247	238	712	237.3	2	X
	Graham FACH	CAN	236	177	218	631	210.3	1	

Timing and Results provided by  TISSOT






Start List Summary

As of MON 11 JUL 2022

Date Time	Match	Name	Country Code	vs	Country Code	Name
SUN 10 JUL 2022						
11:50	Match #25	Timmy TAN	MAS	-	CAN	Darren ALEXANDER
11:50	Match #26	Sam COOLEY	AUS	-	KOR	Donghyuk PARK
11:50	Match #27	Du JIANCHAO	CHN	-	CZE	Jaroslav LORENC
11:50	Match #28	Rafiq ISMAIL	MAS	-	CAN	Graham FACH

Timing and Results provided by  TISSOT






Results

As of SUN 10 JUL 2022

Bib	Name	Country Code	Game 1	Game 2	Game 3	Total Score	Average	Result	Winner
	Timmy TAN	MAS	229	217	183	629	209.7	1	
	Darren ALEXANDER	CAN	243	214	236	693	231.0	2	X

Timing and Results provided by  TISSOT






Results

As of SUN 10 JUL 2022

Bib	Name	Country Code	Game 1	Game 2	Game 3	Total Score	Average	Result	Winner
	Sam COOLEY	AUS	199	238	259	696	232.0	2	X
	Donghyuk PARK	KOR	198	265	204	667	222.3	1	

Timing and Results provided by  TISSOT






Results

As of SUN 10 JUL 2022

Bib	Name	Country Code	Game 1	Game 2	Game 3	Total Score	Average	Result	Winner
	Du JIANCHAO	CHN	194	181		375	187.5	0	
	Jaroslav LORENC	CZE	255	211		466	233.0	2	X

Timing and Results provided by  TISSOT






Results

As of SUN 10 JUL 2022

Bib	Name	Country Code	Game 1	Game 2	Game 3	Total Score	Average	Result	Winner
	Rafiq ISMAIL	MAS	238	218	191	647	215.7	1	
	Graham FACH	CAN	215	226	239	680	226.7	2	X

Timing and Results provided by  **TISSOT**






Start List Summary

As of SAT 9 JUL 2022

Date Time	Match	Name	Country Code	vs	Country Code	Name
SUN 10 JUL 2022						
09:00	Match #17	Andres GOMEZ	COL	-	MAS	Timmy TAN
09:00	Match #18	Salvatore POLIZZOTTO	ITA	-	CAN	Darren ALEXANDER
09:00	Match #19	Sam COOLEY	AUS	-	USA	Trent MITCHELL
09:00	Match #20	Donghyuk PARK	KOR	-	DEN	Jesper AGERBO
10:20	Match #21	Du JIANCHAO	CHN	-	ITA	Pierpaolo de FILIPPI
10:20	Match #22	Jaroslav LORENC	CZE	-	COL	Jaime GONZALEZ
10:20	Match #23	Donghyeon KIM	KOR	-	MAS	Rafiq ISMAIL
10:20	Match #24	Alec KIPLINGER	USA	-	CAN	Graham FACH


Timing and Results provided by  TISSOT



Results

As of SUN 10 JUL 2022

Bib	Name	Country Code	Game 1	Game 2	Game 3	Total Score	Average	Result	Winner
	Andres GOMEZ	COL	175	225		400	200.0	0	
	Timmy TAN	MAS	197	245		442	221.0	2	X

Timing and Results provided by  TISSOT






Results

As of SUN 10 JUL 2022

Bib	Name	Country Code	Game 1	Game 2	Game 3	Total Score	Average	Result	Winner
	Salvatore POLIZZOTTO	ITA	187	201	179	567	189.0	1	
	Darren ALEXANDER	CAN	227	181	236	644	214.7	2	X

Timing and Results provided by  TISSOT






Results

As of SUN 10 JUL 2022

Bib	Name	Country Code	Game 1	Game 2	Game 3	Total Score	Average	Result	Winner
	Sam COOLEY	AUS	276	221		497	248.5	2	X
	Trent MITCHELL	USA	233	184		417	208.5	0	

Timing and Results provided by  TISSOT






Results

As of SUN 10 JUL 2022

Bib	Name	Country Code	Game 1	Game 2	Game 3	Total Score	Average	Result	Winner
	Donghyuk PARK	KOR	257	207	258	722	240.7	2	X
	Jesper AGERBO	DEN	215	248	238	701	233.7	1	

Timing and Results provided by  TISSOT






Results

As of SUN 10 JUL 2022

Bib	Name	Country Code	Game 1	Game 2	Game 3	Total Score	Average	Result	Winner
	Du JIANCHAO	CHN	203	192		395	197.5	2	X
	Pierpaolo de FILIPPI	ITA	193	183		376	188.0	0	

Timing and Results provided by  TISSOT






Results

As of SUN 10 JUL 2022

Bib	Name	Country Code	Game 1	Game 2	Game 3	Total Score	Average	Result	Winner
	Jaroslav LORENC	CZE	214	213	237	664	221.3	2	X
	Jaime GONZALEZ	COL	178	228	165	571	190.3	1	

Timing and Results provided by  TISSOT






Results

As of SUN 10 JUL 2022

Bib	Name	Country Code	Game 1	Game 2	Game 3	Total Score	Average	Result	Winner
	Donghyeon KIM	KOR	177	198		375	187.5	0	
	Rafiq ISMAIL	MAS	248	228		476	238.0	2	X

Timing and Results provided by  TISSOT






Results

As of SUN 10 JUL 2022

Bib	Name	Country Code	Game 1	Game 2	Game 3	Total Score	Average	Result	Winner
	Alec KIPLINGER	USA	217	198		415	207.5	0	
	Graham FACH	CAN	229	226		455	227.5	2	X

Timing and Results provided by  TISSOT






Start List Summary

REVISED
8 JUL 5:50

As of FRI 8 JUL 2022

Date Time	Match	Name	Country Code	vs	Country Code	Name
FRI 08 JUL 2022						
09:30	Match #1	Valentin SAULNIER	FRA	-	COL	Andres GOMEZ
09:30	Match #2	Timmy TAN	MAS	-	RSA	Jivi SEWCHURAN
09:30	Match #3	Mostafa ALMOUSAWI	KUW	-	ITA	Salvatore POLIZZOTTO
09:30	Match #4	Darren ALEXANDER	CAN	-	CHN	Wang HONGBO
10:50	Match #5	Sam COOLEY	AUS	-	CRC	Jonaykel CONEJO
10:50	Match #6	Trent MITCHELL	USA	-	PUR	Edgar J BURGOS
10:50	Match #7	Donghyuk PARK	KOR	-	GER	Pascal WINTERNHEIMER
10:50	Match #8	Jesper AGERBO	DEN	-	CZE	Jan MACEK
12:30	Match #9	Du JIANCHAO	CHN	-	DEN	Dan OSTERGAARD-POULSEN
12:30	Match #10	Pierpaolo de FILIPPI	ITA	-	FRA	Gaetan MOUVEROUX
12:30	Match #11	Cherng-Shiaw JU	RSA	-	CZE	Jaroslav LORENC
12:30	Match #12	David MARQUEZ	PUR	-	COL	Jaime GONZALEZ
13:50	Match #13	Donghyeon KIM	KOR	-	KUW	Hassan QASSEM
13:50	Match #14	Callum BORCK	AUS	-	MAS	Rafiq ISMAIL
13:50	Match #15	Alec KIPLINGER	USA	-	CRC	Juan Jose RODRIGUEZ
13:50	Match #16	Andreas HERNITSCHEK	GER	-	CAN	Graham FACH

Timing and Results provided by  TISSOT






Results

As of FRI 8 JUL 2022

Bib	Name	Country Code	Game 1	Game 2	Game 3	Total Score	Average	Result	Winner	Remark
	Valentin SAULNIER	FRA	268	191	179	638	212.7	1		
	Andres GOMEZ	COL	236	241	242	719	239.7	2	X	


Timing and Results provided by  TISSOT



Results

As of FRI 8 JUL 2022

Bib	Name	Country Code	Game 1	Game 2	Game 3	Total Score	Average	Result	Winner	Remark
	Timmy TAN	MAS	200	196	224	620	206.7	2	X	
	Jivi SEWCHURAN	RSA	218	189	173	580	193.3	1		

Timing and Results provided by  TISSOT






Results

As of FRI 8 JUL 2022

Bib	Name	Country Code	Game 1	Game 2	Game 3	Total Score	Average	Result	Winner	Remark
	Mostafa ALMOUSAWI	KUW	200	185		385	192.5	0		
	Salvatore POLIZZOTTO	ITA	201	193		394	197.0	2	X	

Timing and Results provided by  TISSOT





Results

As of FRI 8 JUL 2022

Bib	Name	Country Code	Game 1	Game 2	Game 3	Total Score	Average	Result	Winner	Remark
	Darren ALEXANDER	CAN	246	219		465	232.5	2	X	
	Wang HONGBO	CHN	174	177		351	175.5	0		

Timing and Results provided by  TISSOT






Results

As of FRI 8 JUL 2022

Bib	Name	Country Code	Game 1	Game 2	Game 3	Total Score	Average	Result	Winner	Remark
	Sam COOLEY	AUS	222	224	279	725	241.7	2	X	
	Jonaykel CONEJO	CRC	172	267	209	648	216.0	1		

Timing and Results provided by  TISSOT





Results

As of FRI 8 JUL 2022

Bib	Name	Country Code	Game 1	Game 2	Game 3	Total Score	Average	Result	Winner	Remark
	Trent MITCHELL	USA	230	160	236	626	208.7	2	X	
	Edgar J BURGOS	PUR	146	187	182	513	171.0	1		

Timing and Results provided by  TISSOT






Results

As of FRI 8 JUL 2022

Bib	Name	Country Code	Game 1	Game 2	Game 3	Total Score	Average	Result	Winner	Remark
	Donghyuk PARK	KOR	224	210	227	661	220.3	2	X	
	Pascal WINTERNHEIMER	GER	203	212	172	587	195.7	1		

Timing and Results provided by  TISSOT






Results

As of FRI 8 JUL 2022

Bib	Name	Country Code	Game 1	Game 2	Game 3	Total Score	Average	Result	Winner	Remark
	Jesper AGERBO	DEN	175	226	202	603	201.0	2	X	
	Jan MACEK	CZE	182	221	177	580	193.3	1		

Timing and Results provided by  TISSOT






Results

As of FRI 8 JUL 2022

Bib	Name	Country Code	Game 1	Game 2	Game 3	Total Score	Average	Result	Winner	Remark
	Du JIANCHAO	CHN	190	215		405	202.5	2	X	
	Dan OSTERGAARD-POULSEN	DEN	170	195		365	182.5	0		

Timing and Results provided by  TISSOT






Results

As of FRI 8 JUL 2022

Bib	Name	Country Code	Game 1	Game 2	Game 3	Total Score	Average	Result	Winner	Remark
	Pierpaolo de FILIPPI	ITA	268	242		510	255.0	2	X	
	Gaetan MOUVEROUX	FRA	193	200		393	196.5	0		

Timing and Results provided by  TISSOT






Results

As of FRI 8 JUL 2022

Bib	Name	Country Code	Game 1	Game 2	Game 3	Total Score	Average	Result	Winner	Remark
	Cherng-Shiaw JU	RSA	145	183		328	164.0	0		
	Jaroslav LORENC	CZE	207	269		476	238.0	2	X	

Timing and Results provided by  TISSOT






Results

As of FRI 8 JUL 2022

Bib	Name	Country Code	Game 1	Game 2	Game 3	Total Score	Average	Result	Winner	Remark
	David MARQUEZ	PUR	155	142		297	148.5	0		
	Jaime GONZALEZ	COL	162	194		356	178.0	2	X	

Timing and Results provided by  TISSOT






Results

As of FRI 8 JUL 2022

Bib	Name	Country Code	Game 1	Game 2	Game 3	Total Score	Average	Result	Winner	Remark
	Donghyeon KIM	KOR	235	209		444	222.0	2	X	
	Hassan QASSEM	KUW	150	161		311	155.5	0		

Timing and Results provided by  TISSOT






Results

As of FRI 8 JUL 2022

Bib	Name	Country Code	Game 1	Game 2	Game 3	Total Score	Average	Result	Winner	Remark
	Callum BORCK	AUS	208	212		420	210.0	0		
	Rafiq ISMAIL	MAS	257	257		514	257.0	2	X	

Timing and Results provided by  TISSOT






Results

As of FRI 8 JUL 2022

Bib	Name	Country Code	Game 1	Game 2	Game 3	Total Score	Average	Result	Winner	Remark
	Alec KIPLINGER	USA	192	175	212	579	193.0	2	X	
	Juan Jose RODRIGUEZ	CRC	170	267	172	609	203.0	1		

Timing and Results provided by  TISSOT






Results

As of FRI 8 JUL 2022

Bib	Name	Country Code	Game 1	Game 2	Game 3	Total Score	Average	Result	Winner	Remark
	Andreas HERNITSCHEK	GER	159	226	192	577	192.3	1		
	Graham FACH	CAN	216	221	233	670	223.3	2	X	

Timing and Results provided by  TISSOT



Bowling

Men's Doubles






Entry List by Event

REVISED
8 JUL 6:56

As of FRI 8 JUL 2022

Country	Name	Date of Birth
AUS - Australia	Callum BORCK Sam COOLEY	7 SEP 2000 16 AUG 1991
CAN - Canada	Darren ALEXANDER Graham FACH	20 DEC 1990 10 DEC 1991
CHN - People's Republic of China	Wang HONGBO Du JIANCHAO	8 JUN 1973 29 OCT 1979
COL - Colombia	Andres GOMEZ Jaime GONZALEZ	19 JUL 1973 13 SEP 1985
CRC - Costa Rica	Jonaykel CONEJO Juan Jose RODRIGUEZ	6 OCT 1998 27 JUL 1993
CZE - Czech Republic	Jaroslav LORENC Jan MACEK	24 MAY 1993 20 SEP 1992
DEN - Denmark	Jesper AGERBO Dan OSTERGAARD-POULSEN	19 NOV 1980 30 DEC 1989
FRA - France	Gaetan MOUVEROUX Valentin SAULNIER	7 DEC 1996 16 OCT 1996
GER - Germany	Andreas HERNITSCHKE Pascal WINTERNHEIMER	10 AUG 1987 6 AUG 1988
ITA - Italy	Pierpaolo de FILIPPI Salvatore POLIZZOTTO	8 APR 1982 5 AUG 1988
KOR - Republic of Korea	Donghyeon KIM Donghyuk PARK	25 FEB 2002 29 SEP 2001
KUW - Kuwait	Mostafa ALMOUSAWI Hassan QASSEM	16 AUG 1998 15 MAR 2005
MAS - Malaysia	Rafiq ISMAIL Timmy TAN	24 MAR 1997 11 SEP 1994

Timing and Results provided by  TISSOT



BIRMINGHAM

Greater Birmingham Convention & Visitors Bureau



REGIONS Protective



BlueCross BlueShield of Alabama






Entry List by Event

REVISED
8 JUL 6:56

As of FRI 8 JUL 2022

Country	Name	Date of Birth
PUR - Puerto Rico	Edgar J BURGOS	20 NOV 2003
	David MARQUEZ	18 JUN 1989
RSA - South Africa	Cherng-Shiaw JU	22 MAR 1989
	Jivi SEWCHURAN	5 MAY 1996
USA - United States of America	Alec KIPLINGER	23 MAY 2001
	Trent MITCHELL	21 JUL 1994

Fixed spelling discrepancy.

Timing and Results provided by  TISSOT

BWLMDOUBLES-----_C32C 2.0

Report Created FRI 8 JUL 2022 6:56


Page 2 / 2



Results Summary

As of MON 11 JUL 2022

Name	Country Code	Game 1	Game 2	Game 3	Total Score	Result	Winner
Round of 16							
Match #1							
Jaime GONZALEZ Andres GOMEZ	COL	161	215		376	0	
Sam COOLEY Callum BORCK	AUS	196	236		432	2	X
Match #2							
Edgar J BURGOS David MARQUEZ	PUR	230	189	216	635	2	X
Jaroslav LORENC Jan MACEK	CZE	216	296	171	683	1	
Match #3							
Salvatore POLIZZOTTO Pierpaolo de FILIPPI	ITA	202	233	225	660	1	
Jesper AGERBO Dan OSTERGAARD-POULSEN	DEN	204	222	249	675	2	X
Match #4							
Wang HONGBO Du JIANCHAO	CHN	247	177		424	2	X
Gaetan MOUVEROUX Valentin SAULNIER	FRA	186	152		338	0	
Match #5							
Trent MITCHELL Alec KIPLINGER	USA	214	254	245	713	2	X
Timmy TAN Rafiq ISMAIL	MAS	256	212	199	667	1	
Match #6							
Andreas HERNITSCHEK Pascal WINTERNHEIMER	GER	145	222		367	0	
Donghyeon KIM Donghyuk PARK	KOR	211	223		434	2	X
Match #7							
Jonaykel CONEJO Juan Jose RODRIGUEZ	CRC	179	233		412	0	
Graham FACH Darren ALEXANDER	CAN	213	237		450	2	X
Match #8							
Jivi SEWCHURAN Cherng-Shiaw JU	RSA	146	237	168	551	1	
Hassan QASSEM Mostafa ALMOUSAWI	KUW	204	149	179	532	2	X

Timing and Results provided by  TISSOT






Results Summary

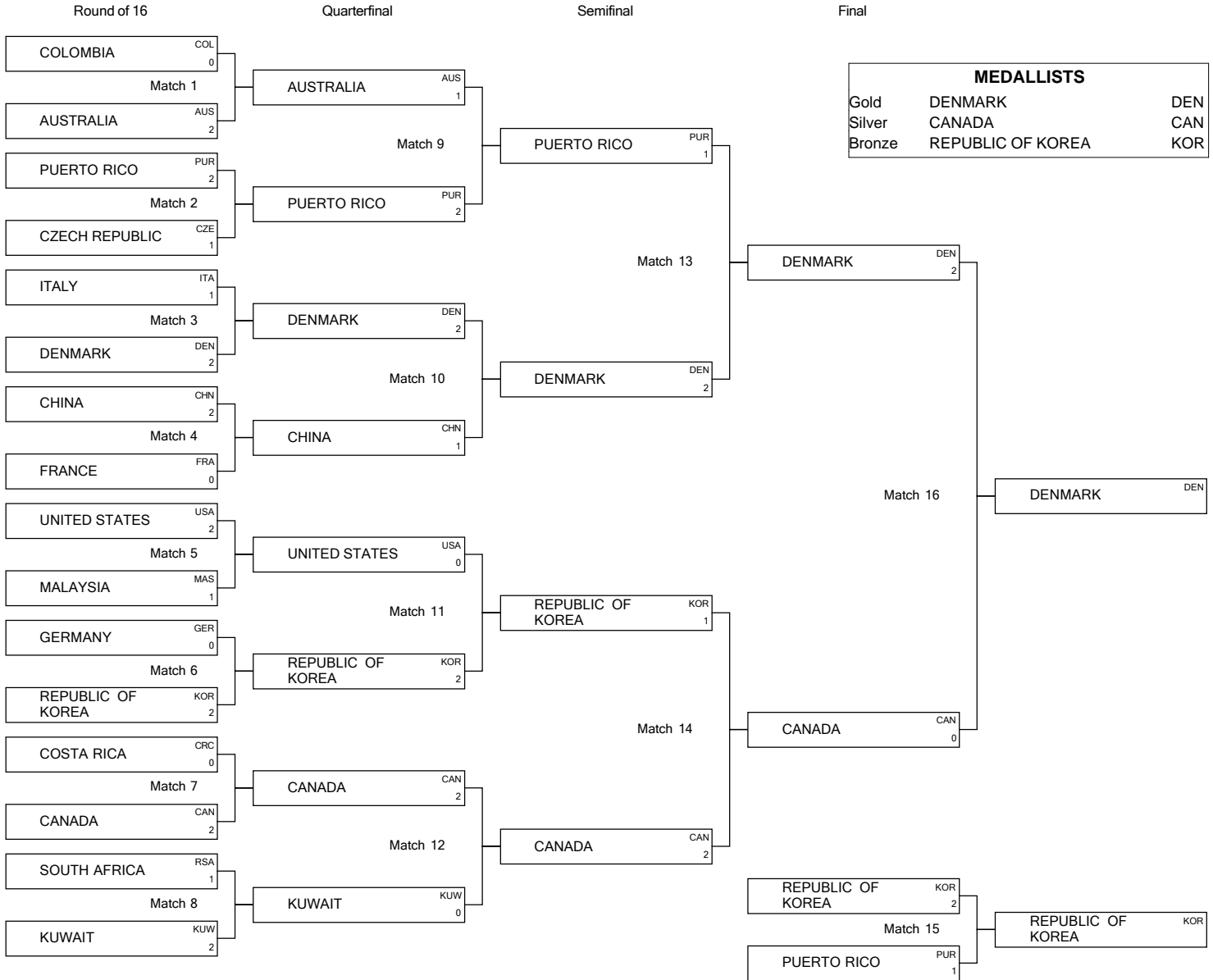
As of MON 11 JUL 2022

Name	Country Code	Game 1	Game 2	Game 3	Total Score	Result	Winner
Quarterfinals							
Match #9							
Sam COOLEY Callum BORCK	AUS	186	246	205	637	1	
Edgar J BURGOS David MARQUEZ	PUR	218	154	231	603	2	X
Match #10							
Jesper AGERBO Dan OSTERGAARD-POULSEN	DEN	181	223 (26)	224	628	2	X
Wang HONGBO Du JIANCHAO	CHN	179	223 (40)	165	567	1	
Match #11							
Trent MITCHELL Alec KIPLINGER	USA	191	165		356	0	
Donghyeon KIM Donghyuk PARK	KOR	205	233		438	2	X
Match #12							
Graham FACH Darren ALEXANDER	CAN	186	176		362	2	X
Hassan QASSEM Mostafa ALMOUSAWI	KUW	182	169		351	0	
Semifinals							
Match #13							
Edgar J BURGOS David MARQUEZ	PUR	183	242	204	629	1	
Jesper AGERBO Dan OSTERGAARD-POULSEN	DEN	222	214	258	694	2	X
Match #14							
Donghyeon KIM Donghyuk PARK	KOR	200	244	237 (26)	681	1	
Graham FACH Darren ALEXANDER	CAN	221	225	237 (39)	683	2	X
Finals							
Bronze Medal Match							
Donghyeon KIM Donghyuk PARK	KOR	165	226	214	605	2	X
Edgar J BURGOS David MARQUEZ	PUR	185	194	202	581	1	
Gold Medal Match							
Jesper AGERBO Dan OSTERGAARD-POULSEN	DEN	204	212		416	2	X
Graham FACH Darren ALEXANDER	CAN	187	180		367	0	

Timing and Results provided by  TISSOT



Brackets




Timing and Results provided by  TISSOT



Medallists

As of MON 11 JUL 2022

Medal	Country	Name
GOLD	DEN - Denmark	Jesper AGERBO Dan OSTERGAARD-POULSEN
SILVER	CAN - Canada	Darren ALEXANDER Graham FACH
BRONZE	KOR - Republic of Korea	Donghyeon KIM Donghyuk PARK

Timing and Results provided by  **TISSOT**

BWLMDOUBLES-----_C92B 1.0

Report Created MON 11 JUL 2022 19:30

Page 1 / 1






Start List Summary

As of SUN 10 JUL 2022

Date Time	Match	Name	Country Code	vs	Country Code	Name
MON 11 JUL 2022						
16:00	Bronze Medal Match	REPUBLIC OF KOREA	KOR	-	PUR	PUERTO RICO
19:00	Gold Medal Match	DENMARK	DEN	-	CAN	CANADA


Timing and Results provided by  TISSOT



Results

As of MON 11 JUL 2022

Name	Country Code	Game 1	Game 2	Game 3	Total Score	Average	Result	Winner
Donghyeon KIM Donghyuk PARK	KOR	165	226	214	605	201.7	2	X
Edgar J BURGOS David MARQUEZ	PUR	185	194	202	581	193.7	1	

Timing and Results provided by  TISSOT






Results

As of MON 11 JUL 2022

Name	Country Code	Game 1	Game 2	Game 3	Total Score	Average	Result	Winner
Jesper AGERBO Dan OSTERGAARD-POULSEN	DEN	204	212		416	208.0	2	X
Darren ALEXANDER Graham FACH	CAN	187	180		367	183.5	0	

Timing and Results provided by  TISSOT






Start List Summary

As of SUN 10 JUL 2022

Date Time	Match	Name	Country Code	vs	Country Code	Name
SUN 10 JUL 2022						
19:40	Match #13	PUERTO RICO	PUR	-	DEN	DENMARK
19:40	Match #14	REPUBLIC OF KOREA	KOR	-	CAN	CANADA


Timing and Results provided by  TISSOT



Results

As of SUN 10 JUL 2022

Name	Country Code	Game 1	Game 2	Game 3	Total Score	Average	Result	Winner
Edgar J BURGOS David MARQUEZ	PUR	183	242	204	629	209.7	1	
Jesper AGERBO Dan OSTERGAARD-POULSEN	DEN	222	214	258	694	231.3	2	X


Timing and Results provided by  TISSOT



Results

As of SUN 10 JUL 2022

Name	Country Code	Game 1	Game 2	Game 3	Total Score	Average	Result	Winner
Donghyeon KIM Donghyuk PARK	KOR	200	244	237 (26)	681	227.0	1	
Darren ALEXANDER Graham FACH	CAN	221	225	237 (39)	683	227.7	2	X

Timing and Results provided by  TISSOT






Start List Summary

As of SAT 9 JUL 2022

Date Time	Match	Name	Country Code	vs	Country Code	Name
SAT 09 JUL 2022						
17:10	Match #9	AUSTRALIA	AUS	-	PUR	PUERTO RICO
17:10	Match #10	DENMARK	DEN	-	CHN	PEOPLE'S REPUBLIC OF CHINA
17:10	Match #11	UNITED STATES OF AMERICA	USA	-	KOR	REPUBLIC OF KOREA
17:10	Match #12	CANADA	CAN	-	KUW	KUWAIT

Timing and Results provided by  **TISSOT**






Results

As of SAT 9 JUL 2022

Name	Country Code	Game 1	Game 2	Game 3	Total Score	Average	Result	Winner
Callum BORCK Sam COOLEY	AUS	186	246	205	637	212.3	1	
Edgar J BURGOS David MARQUEZ	PUR	218	154	231	603	201.0	2	X

Timing and Results provided by  TISSOT






Results

As of SAT 9 JUL 2022

Name	Country Code	Game 1	Game 2	Game 3	Total Score	Average	Result	Winner
Jesper AGERBO Dan OSTERGAARD-POULSEN	DEN	181	223 (26)	224	628	209.3	2	X
Wang HONGBO Du JIANCHAO	CHN	179	223 (40)	165	567	189.0	1	

Timing and Results provided by  TISSOT





Results

As of SAT 9 JUL 2022

Name	Country Code	Game 1	Game 2	Game 3	Total Score	Average	Result	Winner
Alec KIPLINGER Trent MITCHELL	USA	191	165		356	178.0	0	
Donghyeon KIM Donghyuk PARK	KOR	205	233		438	219.0	2	X


Timing and Results provided by  TISSOT



Results

As of SAT 9 JUL 2022

Name	Country Code	Game 1	Game 2	Game 3	Total Score	Average	Result	Winner
Darren ALEXANDER Graham FACH	CAN	186	176		362	181.0	2	X
Mostafa ALMOUSAWI Hassan QASSEM	KUW	182	169		351	175.5	0	

Timing and Results provided by  TISSOT






Start List Summary

As of THU 7 JUL 2022

Date Time	Match	Name	Country Code	vs	Country Code	Name
SAT 09 JUL 2022						
14:00	Match #1	COLOMBIA	COL	-	AUS	AUSTRALIA
14:00	Match #2	PUERTO RICO	PUR	-	CZE	CZECH REPUBLIC
14:00	Match #3	ITALY	ITA	-	DEN	DENMARK
14:00	Match #4	PEOPLE'S REPUBLIC OF CHINA	CHN	-	FRA	FRANCE
15:35	Match #5	UNITED STATES OF AMERICA	USA	-	MAS	MALAYSIA
15:35	Match #6	GERMANY	GER	-	KOR	REPUBLIC OF KOREA
15:35	Match #7	COSTA RICA	CRC	-	CAN	CANADA
15:35	Match #8	SOUTH AFRICA	RSA	-	KUW	KUWAIT

Timing and Results provided by  TISSOT






Results

As of SAT 9 JUL 2022

Name	Country Code	Game 1	Game 2	Game 3	Total Score	Average	Result	Winner
Andres GOMEZ Jaime GONZALEZ	COL	161	215		376	188.0	0	
Callum BORCK Sam COOLEY	AUS	196	236		432	216.0	2	X

Timing and Results provided by  TISSOT






Results

As of SAT 9 JUL 2022

Name	Country Code	Game 1	Game 2	Game 3	Total Score	Average	Result	Winner
Edgar J BURGOS David MARQUEZ	PUR	230	189	216	635	211.7	2	X
Jaroslav LORENC Jan MACEK	CZE	216	296	171	683	227.7	1	

Timing and Results provided by  TISSOT






Results

As of SAT 9 JUL 2022

Name	Country Code	Game 1	Game 2	Game 3	Total Score	Average	Result	Winner
Pierpaolo de FILIPPI Salvatore POLIZZOTTO	ITA	202	233	225	660	220.0	1	
Jesper AGERBO Dan OSTERGAARD-POULSEN	DEN	204	222	249	675	225.0	2	X

Timing and Results provided by  TISSOT






Results

As of SAT 9 JUL 2022

Name	Country Code	Game 1	Game 2	Game 3	Total Score	Average	Result	Winner
Wang HONGBO Du JIANCHAO	CHN	247	177		424	212.0	2	X
Gaetan MOUVEROUX Valentin SAULNIER	FRA	186	152		338	169.0	0	


Timing and Results provided by  TISSOT



Results

As of SAT 9 JUL 2022

Name	Country Code	Game 1	Game 2	Game 3	Total Score	Average	Result	Winner
Alec KIPLINGER Trent MITCHELL	USA	214	254	245	713	237.7	2	X
Rafiq ISMAIL Timmy TAN	MAS	256	212	199	667	222.3	1	


Timing and Results provided by  TISSOT



Results

As of SAT 9 JUL 2022

Name	Country Code	Game 1	Game 2	Game 3	Total Score	Average	Result	Winner
Andreas HERNITSCHKEK Pascal WINTERNHEIMER	GER	145	222		367	183.5	0	
Donghyeon KIM Donghyuk PARK	KOR	211	223		434	217.0	2	X

Timing and Results provided by  TISSOT






Results

As of SAT 9 JUL 2022

Name	Country Code	Game 1	Game 2	Game 3	Total Score	Average	Result	Winner
Jonaykel CONEJO Juan Jose RODRIGUEZ	CRC	179	233		412	206.0	0	
Darren ALEXANDER Graham FACH	CAN	213	237		450	225.0	2	X

Timing and Results provided by  TISSOT






Results

As of SAT 9 JUL 2022

Name	Country Code	Game 1	Game 2	Game 3	Total Score	Average	Result	Winner
Cherng-Shiaw JU Jivi SEWCHURAN	RSA	146	237	168	551	183.7	1	
Mostafa ALMOUSAWI Hassan QASSEM	KUW	204	149	179	532	177.3	2	X

Timing and Results provided by  TISSOT





Bowling

Women's Singles






Entry List by Event

As of THU 7 JUL 2022

Country	Name	Date of Birth
ARU - Aruba	Kamilah DAMMERS	14 SEP 1993
	Eva MADURO	30 AUG 2004
AUS - Australia	Rebekah COMMANE	13 MAR 1999
	Rebekah MARTIN	22 NOV 1979
COL - Colombia	Juliana FRANCO	17 JUN 1994
	Clara GUERRERO	22 APR 1982
DEN - Denmark	Mika GULDBAEK	1 SEP 1999
	Mai Ginge JENSEN	3 MAY 1984
FRA - France	Solene GORON	13 JAN 1992
	Alexandra LOPES D'ANDRADE	1 JUN 1996
GER - Germany	Birgit NOREIKS	10 JUL 1986
	Janin RIBGUTH	19 SEP 1988
KOR - Republic of Korea	Hyunmi KIM	23 DEC 1988
	Sujin YANG	24 JUL 1994
MAS - Malaysia	Natasha MOHAMED ROSLAN	12 FEB 1996
	Li Jane SIN	30 APR 1992
MEX - Mexico	Iliana LOMELI	25 FEB 1984
	Aseret ZETTER	14 SEP 1989
NED - Netherlands	Denise BLANKENZEE	16 MAY 2000
	Samantha GREINER	12 OCT 1992
PUR - Puerto Rico	Taishaye NARANJO	15 MAY 2000
	Pamela PEREZ	20 FEB 2001
RSA - South Africa	Ursula EKERMANS	9 JUL 1968
	Gitabalie SOORAJLAL	10 NOV 1965
SGP - Singapore	Hui Fen NEW	1 JAN 1992
	Cherie TAN	2 MAY 1988

Timing and Results provided by  TISSOT






Entry List by Event

As of THU 7 JUL 2022

Country	Name	Date of Birth
SWE - Sweden	Cajsa WEGNER	15 NOV 1997
	Jenny WEGNER	19 MAY 1994
TPE - Chinese Taipei	Hsiu-Lan CHIEN	8 DEC 1979
	Chiung-Yao HUANG	2 MAY 1970
USA - United States of America	Julia BOND	28 JAN 1996
	Shannon O'KEEFE	27 JAN 1979

Timing and Results provided by  TISSOT

BWLWSINGLES-----_C32C 1.0

Report Created THU 7 JUL 2022 16:06

Page 2 / 2






Results Summary

As of MON 11 JUL 2022

Bib	Name	Country Code	Game 1	Game 2	Game 3	Total Score	Result	Winner
Round of 32								
Match #1								
	Taishaye NARANJO	PUR	186	200	246	632	2	X
	Natasha MOHAMED ROSLAN	MAS	196	182	224	602	1	
Match #2								
	Solene GORON	FRA	194	181	222	597	2	X
	Iliana LOMELI	MEX	203	160	200	563	1	
Match #3								
	Shannon O'KEEFE	USA	268	184		452	2	X
	Mai Ginge JENSEN	DEN	234	155		389	0	
Match #4								
	Birgit NOREIKS	GER	205	258	170	633	1	
	Rebekah COMMANE	AUS	214	163	202	579	2	X
Match #5								
	Sujin YANG	KOR	152	213	181	546	2	X
	Chiung-Yao HUANG	TPE	190	180	179	549	1	
Match #6								
	Jenny WEGNER	SWE	197	257		454	2	X
	Ursula EKERMANS	RSA	170	177		347	0	
Match #7								
	Denise BLANKENZEE	NED	203	226		429	2	X
	Hui Fen NEW	SGP	159	222		381	0	
Match #8								
	Juliana FRANCO	COL	203	213		416	2	X
	Eva MADURO	ARU	148	167		315	0	
Match #9								
	Aseret ZETTER	MEX	182	215 (38)	203	600	1	
	Cajsa WEGNER	SWE	201	215 (36)	216	632	2	X
Match #10								
	Samantha GREINER	NED	194	172		366	0	
	Janin RIBGUTH	GER	196	219		415	2	X
Match #11								
	Cherie TAN	SGP	215	235		450	2	X
	Alexandra LOPES D'ANDRADE	FRA	193	226		419	0	
Match #12								
	Julia BOND	USA	176	182		358	0	
	Kamilah DAMMERS	ARU	182	214		396	2	X
Match #13								
	Pamela PEREZ	PUR	160	200	170	530	2	X
	Gitabalie SOORAJLAL	RSA	161	158	150	469	1	
Match #14								
	Mika GULDBAEK	DEN	192	150		342	0	
	Rebekah MARTIN	AUS	234	245		479	2	X
Match #15								
	Clara GUERRERO	COL	190	182		372	2	X
	Hsiu-Lan CHIEN	TPE	174	181		355	0	
Match #16								
	Li Jane SIN	MAS	172	246	247	665	2	X
	Hyunmi KIM	KOR	226	195	216	637	1	


Timing and Results provided by  TISSOT



Results Summary

As of MON 11 JUL 2022

Bib	Name	Country Code	Game 1	Game 2	Game 3	Total Score	Result	Winner
Round of 16								
Match #17								
	Taishaye NARANJO	PUR	150	151		301	0	
	Solene GORON	FRA	169	177		346	2	X
Match #18								
	Shannon O'KEEFE	USA	235	225		460	2	X
	Rebekah COMMANE	AUS	173	181		354	0	
Match #19								
	Sujin YANG	KOR	170	202		372	0	
	Jenny WEGNER	SWE	222	244		466	2	X
Match #20								
	Denise BLANKENZEE	NED	194	212		406	2	X
	Juliana FRANCO	COL	191	203		394	0	
Match #21								
	Cajsa WEGNER	SWE	208	200		408	0	
	Janin RIBGUTH	GER	217	204		421	2	X
Match #22								
	Cherie TAN	SGP	246	216		462	2	X
	Kamilah DAMMERS	ARU	177	161		338	0	
Match #23								
	Pamela PEREZ	PUR	168	184		352	0	
	Rebekah MARTIN	AUS	194	200		394	2	X
Match #24								
	Clara GUERRERO	COL	226	260		486	2	X
	Li Jane SIN	MAS	180	204		384	0	
Quarterfinals								
Match #25								
	Solene GORON	FRA	194	209	215	618	1	
	Shannon O'KEEFE	USA	225	192	235	652	2	X
Match #26								
	Jenny WEGNER	SWE	202	236	246	684	2	X
	Denise BLANKENZEE	NED	212	203	227	642	1	
Match #27								
	Janin RIBGUTH	GER	206	208	258	672	2	X
	Cherie TAN	SGP	247	182	181	610	1	
Match #28								
	Rebekah MARTIN	AUS	177	171		348	0	
	Clara GUERRERO	COL	235	188		423	2	X
Semifinals								
Match #29								
	Shannon O'KEEFE	USA	229	225	218	672	2	X
	Jenny WEGNER	SWE	300	174	203	677	1	
Match #30								
	Janin RIBGUTH	GER	181	215	205	601	1	
	Clara GUERRERO	COL	201	180	224	605	2	X

Timing and Results provided by  TISSOT



Results Summary

As of MON 11 JUL 2022

Bib	Name	Country Code	Game 1	Game 2	Game 3	Total Score	Result	Winner
Finals								
Bronze Medal Match (Appeal pending)								
	Jenny WEGNER	SWE	268	245	230	747	2	X
	Janin RIBGUTH	GER	172	248	206	622	1	

Timing and Results provided by  TISSOT





Brackets

As of MON 11 JUL 2022



MEDALLISTS		
Gold	S O'KEEFE	USA
Silver	C GUERRERO	COL
Bronze	J WEGNER	SWE


Timing and Results provided by TISSOT



Medallists

As of MON 11 JUL 2022

Medal	Name	Country
GOLD	Shannon O'KEEFE	USA - United States of America
SILVER	Clara GUERRERO	COL - Colombia
BRONZE	Jenny WEGNER	SWE - Sweden

Timing and Results provided by  **TISSOT**






Start List Summary

As of SUN 10 JUL 2022

Date Time	Match	Name	Country Code	vs	Country Code	Name
MON 11 JUL 2022						
11:20	Bronze Medal Match	Jenny WEGNER	SWE	-	GER	Janin RIBGUTH
14:20	Gold Medal Match	Shannon O'KEEFE	USA	-	COL	Clara GUERRERO


Timing and Results provided by  TISSOT



Results

As of MON 11 JUL 2022

Bib	Name	Country Code	Game 1	Game 2	Game 3	Total Score	Average	Result	Winner
	Jenny WEGNER	SWE	268	245	230	747	249.0	2	X
	Janin RIBGUTH	GER	172	248	206	622	207.3	1	

Timing and Results provided by  TISSOT






Results

As of MON 11 JUL 2022

Bib	Name	Country Code	Game 1	Game 2	Game 3	Total Score	Average	Result	Winner
	Shannon O'KEEFE	USA	279	205	242	726	242.0	2	X
	Clara GUERRERO	COL	194	216	225	635	211.7	1	

Timing and Results provided by  TISSOT






Start List Summary

As of SUN 10 JUL 2022

Date Time	Match	Name	Country Code	vs	Country Code	Name
SUN 10 JUL 2022						
18:10	Match #29	Shannon O'KEEFE	USA	-	SWE	Jenny WEGNER
18:10	Match #30	Janin RIBGUTH	GER	-	COL	Clara GUERRERO

Timing and Results provided by  **TISSOT**






Results

As of SUN 10 JUL 2022

Bib	Name	Country Code	Game 1	Game 2	Game 3	Total Score	Average	Result	Winner
	Shannon O'KEEFE	USA	229	225	218	672	224.0	2	X
	Jenny WEGNER	SWE	300	174	203	677	225.7	1	

Timing and Results provided by  TISSOT






Results

As of SUN 10 JUL 2022

Bib	Name	Country Code	Game 1	Game 2	Game 3	Total Score	Average	Result	Winner
	Janin RIBGUTH	GER	181	215	205	601	200.3	1	
	Clara GUERRERO	COL	201	180	224	605	201.7	2	X

Timing and Results provided by  TISSOT






Start List Summary

As of SUN 10 JUL 2022

Date Time	Match	Name	Country Code	vs	Country Code	Name
SUN 10 JUL 2022						
16:20	Match #25	Solene GORON	FRA	-	USA	Shannon O'KEEFE
16:20	Match #26	Jenny WEGNER	SWE	-	NED	Denise BLANKENZEE
16:20	Match #27	Janin RIBGUTH	GER	-	SGP	Cherie TAN
16:20	Match #28	Rebekah MARTIN	AUS	-	COL	Clara GUERRERO

Timing and Results provided by  TISSOT






Results

As of SUN 10 JUL 2022

Bib	Name	Country Code	Game 1	Game 2	Game 3	Total Score	Average	Result	Winner
	Solene GORON	FRA	194	209	215	618	206.0	1	
	Shannon O'KEEFE	USA	225	192	235	652	217.3	2	X

Timing and Results provided by  TISSOT






Results

As of SUN 10 JUL 2022

Bib	Name	Country Code	Game 1	Game 2	Game 3	Total Score	Average	Result	Winner
	Jenny WEGNER	SWE	202	236	246	684	228.0	2	X
	Denise BLANKENZEE	NED	212	203	227	642	214.0	1	

Timing and Results provided by  TISSOT






Results

As of SUN 10 JUL 2022

Bib	Name	Country Code	Game 1	Game 2	Game 3	Total Score	Average	Result	Winner
	Janin RIBGUTH	GER	206	208	258	672	224.0	2	X
	Cherie TAN	SGP	247	182	181	610	203.3	1	

Timing and Results provided by  TISSOT






Results

As of SUN 10 JUL 2022

Bib	Name	Country Code	Game 1	Game 2	Game 3	Total Score	Average	Result	Winner
	Rebekah MARTIN	AUS	177	171		348	174.0	0	
	Clara GUERRERO	COL	235	188		423	211.5	2	X

Timing and Results provided by  TISSOT






Start List Summary

As of SAT 9 JUL 2022

Date Time	Match	Name	Country Code	vs	Country Code	Name
SUN 10 JUL 2022						
13:30	Match #17	Taishaye NARANJO	PUR	-	FRA	Solene GORON
13:30	Match #18	Shannon O'KEEFE	USA	-	AUS	Rebekah COMMANE
13:30	Match #19	Sujin YANG	KOR	-	SWE	Jenny WEGNER
13:30	Match #20	Denise BLANKENZEE	NED	-	COL	Juliana FRANCO
14:50	Match #21	Cajsa WEGNER	SWE	-	GER	Janin RIBGUTH
14:50	Match #22	Cherie TAN	SGP	-	ARU	Kamilah DAMMERS
14:50	Match #23	Pamela PEREZ	PUR	-	AUS	Rebekah MARTIN
14:50	Match #24	Clara GUERRERO	COL	-	MAS	Li Jane SIN


Timing and Results provided by  TISSOT



Results

As of SUN 10 JUL 2022

Bib	Name	Country Code	Game 1	Game 2	Game 3	Total Score	Average	Result	Winner
	Taishaye NARANJO	PUR	150	151		301	150.5	0	
	Solene GORON	FRA	169	177		346	173.0	2	X

Timing and Results provided by  TISSOT






Results

As of SUN 10 JUL 2022

Bib	Name	Country Code	Game 1	Game 2	Game 3	Total Score	Average	Result	Winner
	Shannon O'KEEFE	USA	235	225		460	230.0	2	X
	Rebekah COMMANE	AUS	173	181		354	177.0	0	

Timing and Results provided by  TISSOT






Results

As of SUN 10 JUL 2022

Bib	Name	Country Code	Game 1	Game 2	Game 3	Total Score	Average	Result	Winner
	Sujin YANG	KOR	170	202		372	186.0	0	
	Jenny WEGNER	SWE	222	244		466	233.0	2	X

Timing and Results provided by  TISSOT






Results

As of SUN 10 JUL 2022

Bib	Name	Country Code	Game 1	Game 2	Game 3	Total Score	Average	Result	Winner
	Denise BLANKENZEE	NED	194	212		406	203.0	2	X
	Juliana FRANCO	COL	191	203		394	197.0	0	

Timing and Results provided by  TISSOT






Results

As of SUN 10 JUL 2022

Bib	Name	Country Code	Game 1	Game 2	Game 3	Total Score	Average	Result	Winner
	Cajsa WEGNER	SWE	208	200		408	204.0	0	
	Janin RIBGUTH	GER	217	204		421	210.5	2	X

Timing and Results provided by  TISSOT






Results

As of SUN 10 JUL 2022

Bib	Name	Country Code	Game 1	Game 2	Game 3	Total Score	Average	Result	Winner
	Cherie TAN	SGP	246	216		462	231.0	2	X
	Kamilah DAMMERS	ARU	177	161		338	169.0	0	

Timing and Results provided by  TISSOT






Results

As of SUN 10 JUL 2022

Bib	Name	Country Code	Game 1	Game 2	Game 3	Total Score	Average	Result	Winner
	Pamela PEREZ	PUR	168	184		352	176.0	0	
	Rebekah MARTIN	AUS	194	200		394	197.0	2	X

Timing and Results provided by  TISSOT






Results

As of SUN 10 JUL 2022

Bib	Name	Country Code	Game 1	Game 2	Game 3	Total Score	Average	Result	Winner
	Clara GUERRERO	COL	226	260		486	243.0	2	X
	Li Jane SIN	MAS	180	204		384	192.0	0	

Timing and Results provided by  TISSOT






Start List Summary

As of THU 7 JUL 2022

Date Time	Match	Name	Country Code	vs	Country Code	Name
FRI 08 JUL 2022						
15:30	Match #1	Taishaye NARANJO	PUR	-	MAS	Natasha MOHAMED ROSLAN
15:30	Match #2	Solene GORON	FRA	-	MEX	Iliana LOMELI
15:30	Match #3	Shannon O'KEEFE	USA	-	DEN	Mai Ginge JENSEN
15:30	Match #4	Birgit NOREIKS	GER	-	AUS	Rebekah COMMANE
16:50	Match #5	Sujin YANG	KOR	-	TPE	Chiung-Yao HUANG
16:50	Match #6	Jenny WEGNER	SWE	-	RSA	Ursula EKERMANS
16:50	Match #7	Denise BLANKENZEE	NED	-	SGP	Hui Fen NEW
16:50	Match #8	Juliana FRANCO	COL	-	ARU	Eva MADURO
18:30	Match #9	Aseret ZETTER	MEX	-	SWE	Cajsa WEGNER
18:30	Match #10	Samantha GREINER	NED	-	GER	Janin RIBGUTH
18:30	Match #11	Cherie TAN	SGP	-	FRA	Alexandra LOPES D'ANDRADE
18:30	Match #12	Julia BOND	USA	-	ARU	Kamilah DAMMERS
19:50	Match #13	Pamela PEREZ	PUR	-	RSA	Gitabalie SOORAJLAL
19:50	Match #14	Mika GULDBAEK	DEN	-	AUS	Rebekah MARTIN
19:50	Match #15	Clara GUERRERO	COL	-	TPE	Hsiu-Lan CHIEN
19:50	Match #16	Li Jane SIN	MAS	-	KOR	Hyunmi KIM


Timing and Results provided by  TISSOT



Results

As of FRI 8 JUL 2022

Bib	Name	Country Code	Game 1	Game 2	Game 3	Total Score	Average	Result	Winner	Remark
	Taishaye NARANJO	PUR	186	200	246	632	210.7	2	X	
	Natasha MOHAMED ROSLAN	MAS	196	182	224	602	200.7	1		

Timing and Results provided by  TISSOT






Results

As of FRI 8 JUL 2022

Bib	Name	Country Code	Game 1	Game 2	Game 3	Total Score	Average	Result	Winner	Remark
	Solene GORON	FRA	194	181	222	597	199.0	2	X	
	Iliana LOMELI	MEX	203	160	200	563	187.7	1		

Timing and Results provided by  TISSOT






Results

As of FRI 8 JUL 2022

Bib	Name	Country Code	Game 1	Game 2	Game 3	Total Score	Average	Result	Winner	Remark
	Shannon O'KEEFE	USA	268	184		452	226.0	2	X	
	Mai Ginge JENSEN	DEN	234	155		389	194.5	0		

Timing and Results provided by  TISSOT






Results

As of FRI 8 JUL 2022

Bib	Name	Country Code	Game 1	Game 2	Game 3	Total Score	Average	Result	Winner	Remark
	Birgit NOREIKS	GER	205	258	170	633	211.0	1		
	Rebekah COMMANE	AUS	214	163	202	579	193.0	2	X	

Timing and Results provided by  TISSOT






Results

As of FRI 8 JUL 2022

Bib	Name	Country Code	Game 1	Game 2	Game 3	Total Score	Average	Result	Winner	Remark
	Sujin YANG	KOR	152	213	181	546	182.0	2	X	
	Chiung-Yao HUANG	TPE	190	180	179	549	183.0	1		

Timing and Results provided by  TISSOT






Results

As of FRI 8 JUL 2022

Bib	Name	Country Code	Game 1	Game 2	Game 3	Total Score	Average	Result	Winner	Remark
	Jenny WEGNER	SWE	197	257		454	227.0	2	X	
	Ursula EKERMANS	RSA	170	177		347	173.5	0		

Timing and Results provided by  TISSOT






Results

As of FRI 8 JUL 2022

Bib	Name	Country Code	Game 1	Game 2	Game 3	Total Score	Average	Result	Winner	Remark
	Denise BLANKENZEE	NED	203	226		429	214.5	2	X	
	Hui Fen NEW	SGP	159	222		381	190.5	0		

Timing and Results provided by  TISSOT






Results

As of FRI 8 JUL 2022

Bib	Name	Country Code	Game 1	Game 2	Game 3	Total Score	Average	Result	Winner	Remark
	Juliana FRANCO	COL	203	213		416	208.0	2	X	
	Eva MADURO	ARU	148	167		315	157.5	0		

Timing and Results provided by  TISSOT






Results

As of SAT 9 JUL 2022

Bib	Name	Country Code	Game 1	Game 2	Game 3	Total Score	Average	Result	Winner
	Aseret ZETTER	MEX	182	215 (38)	203	600	200.0	1	
	Cajsa WEGNER	SWE	201	215 (36)	216	632	210.7	2	X

Timing and Results provided by  TISSOT






Results

As of FRI 8 JUL 2022

Bib	Name	Country Code	Game 1	Game 2	Game 3	Total Score	Average	Result	Winner	Remark
	Samantha GREINER	NED	194	172		366	183.0	0		
	Janin RIBGUTH	GER	196	219		415	207.5	2	X	

Timing and Results provided by  TISSOT






Results

As of FRI 8 JUL 2022

Bib	Name	Country Code	Game 1	Game 2	Game 3	Total Score	Average	Result	Winner	Remark
	Cherie TAN	SGP	215	235		450	225.0	2	X	
	Alexandra LOPES D'ANDRADE	FRA	193	226		419	209.5	0		

Timing and Results provided by  TISSOT



Results

As of FRI 8 JUL 2022

Bib	Name	Country Code	Game 1	Game 2	Game 3	Total Score	Average	Result	Winner	Remark
	Julia BOND	USA	176	182		358	179.0	0		
	Kamilah DAMMERS	ARU	182	214		396	198.0	2	X	

Timing and Results provided by  TISSOT






Results

As of FRI 8 JUL 2022

Bib	Name	Country Code	Game 1	Game 2	Game 3	Total Score	Average	Result	Winner	Remark
	Pamela PEREZ	PUR	160	200	170	530	176.7	2	X	
	Gitabalie SOORAJLAL	RSA	161	158	150	469	156.3	1		

Timing and Results provided by  TISSOT






Results

As of FRI 8 JUL 2022

Bib	Name	Country Code	Game 1	Game 2	Game 3	Total Score	Average	Result	Winner	Remark
	Mika GULDBAEK	DEN	192	150		342	171.0	0		
	Rebekah MARTIN	AUS	234	245		479	239.5	2	X	

Timing and Results provided by  TISSOT






Results

As of FRI 8 JUL 2022

Bib	Name	Country Code	Game 1	Game 2	Game 3	Total Score	Average	Result	Winner	Remark
	Clara GUERRERO	COL	190	182		372	186.0	2	X	
	Hsiu-Lan CHIEN	TPE	174	181		355	177.5	0		

Timing and Results provided by  TISSOT





Results

As of FRI 8 JUL 2022

Bib	Name	Country Code	Game 1	Game 2	Game 3	Total Score	Average	Result	Winner	Remark
	Li Jane SIN	MAS	172	246	247	665	221.7	2	X	
	Hyunmi KIM	KOR	226	195	216	637	212.3	1		

Timing and Results provided by  TISSOT





Bowling

Women's Doubles






Entry List by Event

As of THU 7 JUL 2022

Country	Name	Date of Birth
ARU - Aruba	Kamilah DAMMERS Eva MADURO	14 SEP 1993 30 AUG 2004
AUS - Australia	Rebekah COMMANE Rebekah MARTIN	13 MAR 1999 22 NOV 1979
COL - Colombia	Juliana FRANCO Clara GUERRERO	17 JUN 1994 22 APR 1982
DEN - Denmark	Mika GULDBAEK Mai Ginge JENSEN	1 SEP 1999 3 MAY 1984
FRA - France	Solene GORON Alexandra LOPES D'ANDRADE	13 JAN 1992 1 JUN 1996
GER - Germany	Birgit NOREIKS Janin RIBGUTH	10 JUL 1986 19 SEP 1988
KOR - Republic of Korea	Hyunmi KIM Sujin YANG	23 DEC 1988 24 JUL 1994
MAS - Malaysia	Natasha MOHAMED ROSLAN Li Jane SIN	12 FEB 1996 30 APR 1992
MEX - Mexico	Iliana LOMELI Aseret ZETTER	25 FEB 1984 14 SEP 1989
NED - Netherlands	Denise BLANKENZEE Samantha GREINER	16 MAY 2000 12 OCT 1992
PUR - Puerto Rico	Taishaye NARANJO Pamela PEREZ	15 MAY 2000 20 FEB 2001
RSA - South Africa	Ursula EKERMANS Gitabalie SOORAJLAL	9 JUL 1968 10 NOV 1965
SGP - Singapore	Hui Fen NEW Cherie TAN	1 JAN 1992 2 MAY 1988

Timing and Results provided by  TISSOT



REGIONS Protective






Entry List by Event

As of THU 7 JUL 2022

Country	Name	Date of Birth
SWE - Sweden	Cajsa WEGNER	15 NOV 1997
	Jenny WEGNER	19 MAY 1994
TPE - Chinese Taipei	Hsiu-Lan CHIEN	8 DEC 1979
	Chiung-Yao HUANG	2 MAY 1970
USA - United States of America	Julia BOND	28 JAN 1996
	Shannon O'KEEFE	27 JAN 1979

Timing and Results provided by  TISSOT






Results Summary

As of MON 11 JUL 2022

Name	Country Code	Game 1	Game 2	Game 3	Total Score	Result	Winner
Round of 16							
Match #1							
Jenny WEGNER Cajsa WEGNER	SWE	176	201		377	0	
Shannon O'KEEFE Julia BOND	USA	256	225		481	2	X
Match #2							
Eva MADURO Kamilah DAMMERS	ARU	155	190		345	0	
Rebekah COMMANE Rebekah MARTIN	AUS	185	191		376	2	X
Match #3							
Ursula EKERMANS Gitabalie SOORAJLAL	RSA	169	158		327	0	
Aseret ZETTER Iliana LOMELI	MEX	211	170		381	2	X
Match #4							
Juliana FRANCO Clara GUERRERO	COL	169	206		375	2	X
Hsiu-Lan CHIEN Chiung-Yao HUANG	TPE	155	187		342	0	
Match #5							
Alexandra LOPES D'ANDRADE Solene GORON	FRA	213	213	187	613	1	
Samantha GREINER Denise BLANKENZEE	NED	242	205	206	653	2	X
Match #6							
Li Jane SIN Natasha MOHAMED ROSLAN	MAS	234	203		437	2	X
Taishaye NARANJO Pamela PEREZ	PUR	164	178		342	0	
Match #7							
Sujin YANG Hyunmi KIM	KOR	195	266		461	2	X
Hui Fen NEW Cherie TAN	SGP	181	166		347	0	
Match #8							
Janin RIBGUTH Birgit NOREIKS	GER	173	184		357	0	
Mika GULDBAEK Mai Ginge JENSEN	DEN	278	194		472	2	X


Timing and Results provided by  TISSOT



Results Summary

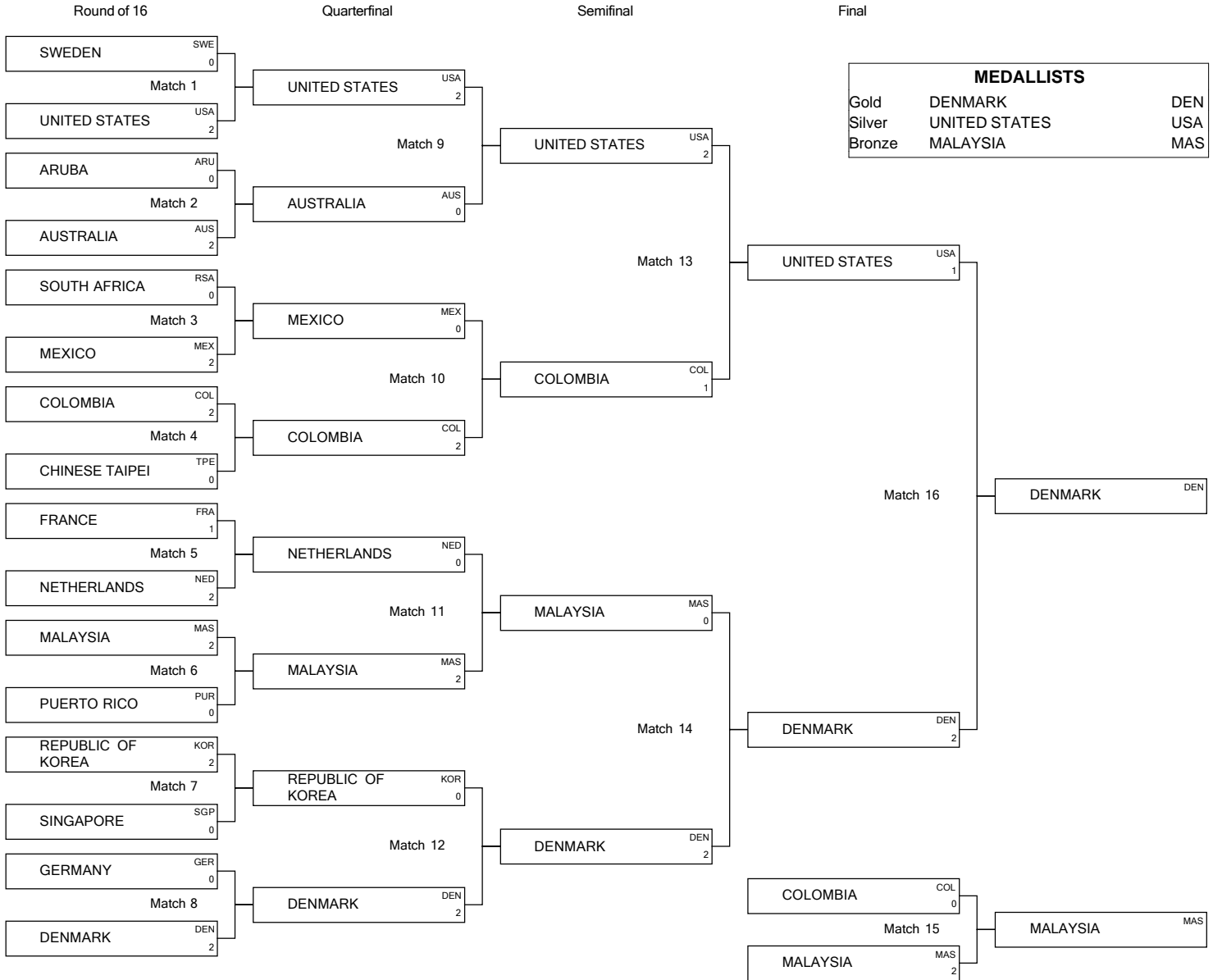
As of MON 11 JUL 2022

Name	Country Code	Game 1	Game 2	Game 3	Total Score	Result	Winner
Quarterfinals							
Match #9							
Shannon O'KEEFE Julia BOND	USA	220	201		421	2	X
Rebekah COMMANE Rebekah MARTIN	AUS	159	192		351	0	
Match #10							
Aseret ZETTER Iliana LOMELI	MEX	180	193		373	0	
Juliana FRANCO Clara GUERRERO	COL	214	214		428	2	X
Match #11							
Samantha GREINER Denise BLANKENZEE	NED	144	188		332	0	
Li Jane SIN Natasha MOHAMED ROSLAN	MAS	259	194		453	2	X
Match #12							
Sujin YANG Hyunmi KIM	KOR	194	196		390	0	
Mika GULDBAEK Mai Ginge JENSEN	DEN	201	217		418	2	X
Semifinals							
Match #13							
Shannon O'KEEFE Julia BOND	USA	236	190	216	642	2	X
Juliana FRANCO Clara GUERRERO	COL	225	215	190	630	1	
Match #14							
Li Jane SIN Natasha MOHAMED ROSLAN	MAS	213	215		428	0	
Mika GULDBAEK Mai Ginge JENSEN	DEN	248	225		473	2	X
Finals							
Bronze Medal Match							
Juliana FRANCO Clara GUERRERO	COL	204	237		441	0	
Li Jane SIN Natasha MOHAMED ROSLAN	MAS	235	247		482	2	X
Gold Medal Match							
Shannon O'KEEFE Julia BOND	USA	184	226	177	587	1	
Mika GULDBAEK Mai Ginge JENSEN	DEN	199	182	226	607	2	X

Timing and Results provided by  TISSOT



Brackets




Timing and Results provided by TISSOT



Medallists

As of MON 11 JUL 2022

Medal	Country	Name
GOLD	DEN - Denmark	Mika GULDBAEK Mai Ginge JENSEN
SILVER	USA - United States of America	Julia BOND Shannon O'KEEFE
BRONZE	MAS - Malaysia	Natasha MOHAMED ROSLAN Li Jane SIN

Timing and Results provided by  TISSOT

BWLWDOUBLES-----_C92B 1.0

Report Created MON 11 JUL 2022 21:03

Page 1 / 1






Start List Summary

As of SUN 10 JUL 2022

Date Time	Match	Name	Country Code	vs	Country Code	Name
MON 11 JUL 2022						
17:20	Bronze Medal Match	COLOMBIA	COL	-	MAS	MALAYSIA
20:20	Gold Medal Match	UNITED STATES OF AMERICA	USA	-	DEN	DENMARK


Timing and Results provided by  **TISSOT**



Results

As of MON 11 JUL 2022

Name	Country Code	Game 1	Game 2	Game 3	Total Score	Average	Result	Winner
Juliana FRANCO Clara GUERRERO	COL	204	237		441	220.5	0	
Natasha MOHAMED ROSLAN Li Jane SIN	MAS	235	247		482	241.0	2	X

Timing and Results provided by  TISSOT






Results

As of MON 11 JUL 2022

Name	Country Code	Game 1	Game 2	Game 3	Total Score	Average	Result	Winner
Julia BOND Shannon O'KEEFE	USA	184	226	177	587	195.7	1	
Mika GULDBAEK Mai Ginge JENSEN	DEN	199	182	226	607	202.3	2	X


Timing and Results provided by  TISSOT



Start List Summary

As of SUN 10 JUL 2022

Date Time	Match	Name	Country Code	vs	Country Code	Name
SUN 10 JUL 2022						
19:40	Match #13	UNITED STATES OF AMERICA	USA	-	COL	COLOMBIA
19:40	Match #14	MALAYSIA	MAS	-	DEN	DENMARK


Timing and Results provided by  TISSOT



Results

As of SUN 10 JUL 2022

Name	Country Code	Game 1	Game 2	Game 3	Total Score	Average	Result	Winner
Julia BOND Shannon O'KEEFE	USA	236	190	216	642	214.0	2	X
Juliana FRANCO Clara GUERRERO	COL	225	215	190	630	210.0	1	

Timing and Results provided by  TISSOT






Results

As of SUN 10 JUL 2022

Name	Country Code	Game 1	Game 2	Game 3	Total Score	Average	Result	Winner
Natasha MOHAMED ROSLAN Li Jane SIN	MAS	213	215		428	214.0	0	
Mika GULDBAEK Mai Ginge JENSEN	DEN	248	225		473	236.5	2	X

Timing and Results provided by  TISSOT






Start List Summary

As of SAT 9 JUL 2022

Date Time	Match	Name	Country Code	vs	Country Code	Name
SAT 09 JUL 2022						
12:30	Match #9	UNITED STATES OF AMERICA	USA	-	AUS	AUSTRALIA
12:30	Match #10	MEXICO	MEX	-	COL	COLOMBIA
12:30	Match #11	NETHERLANDS	NED	-	MAS	MALAYSIA
12:30	Match #12	REPUBLIC OF KOREA	KOR	-	DEN	DENMARK

Timing and Results provided by  TISSOT






Results

As of SAT 9 JUL 2022

Name	Country Code	Game 1	Game 2	Game 3	Total Score	Average	Result	Winner
Julia BOND Shannon O'KEEFE	USA	220	201		421	210.5	2	X
Rebekah COMMANE Rebekah MARTIN	AUS	159	192		351	175.5	0	

Timing and Results provided by  TISSOT






Results

As of SAT 9 JUL 2022

Name	Country Code	Game 1	Game 2	Game 3	Total Score	Average	Result	Winner
Iliana LOMELI Aseret ZETTER	MEX	180	193		373	186.5	0	
Juliana FRANCO Clara GUERRERO	COL	214	214		428	214.0	2	X


Timing and Results provided by  TISSOT



Results

As of SAT 9 JUL 2022

Name	Country Code	Game 1	Game 2	Game 3	Total Score	Average	Result	Winner
Denise BLANKENZEE Samantha GREINER	NED	144	188		332	166.0	0	
Natasha MOHAMED ROSLAN Li Jane SIN	MAS	259	194		453	226.5	2	X

Timing and Results provided by  TISSOT






Results

As of SAT 9 JUL 2022

Name	Country Code	Game 1	Game 2	Game 3	Total Score	Average	Result	Winner
Hyunmi KIM Sujin YANG	KOR	194	196		390	195.0	0	
Mika GULDBAEK Mai Ginge JENSEN	DEN	201	217		418	209.0	2	X


Timing and Results provided by  TISSOT



Start List Summary

As of THU 7 JUL 2022

Date Time	Match	Name	Country Code	vs	Country Code	Name
SAT 09 JUL 2022						
09:30	Match #1	SWEDEN	SWE	-	USA	UNITED STATES OF AMERICA
09:30	Match #2	ARUBA	ARU	-	AUS	AUSTRALIA
09:30	Match #3	SOUTH AFRICA	RSA	-	MEX	MEXICO
09:30	Match #4	COLOMBIA	COL	-	TPE	CHINESE TAIPEI OLYMPIC COMMITTEE
10:50	Match #5	FRANCE	FRA	-	NED	NETHERLANDS
10:50	Match #6	MALAYSIA	MAS	-	PUR	PUERTO RICO
10:50	Match #7	REPUBLIC OF KOREA	KOR	-	SGP	SINGAPORE
10:50	Match #8	GERMANY	GER	-	DEN	DENMARK


Timing and Results provided by  TISSOT



Results

As of SAT 9 JUL 2022

Name	Country Code	Game 1	Game 2	Game 3	Total Score	Average	Result	Winner
Cajsa WEGNER Jenny WEGNER	SWE	176	201		377	188.5	0	
Julia BOND Shannon O'KEEFE	USA	256	225		481	240.5	2	X

Timing and Results provided by  TISSOT






Results

As of SAT 9 JUL 2022

Name	Country Code	Game 1	Game 2	Game 3	Total Score	Average	Result	Winner
Kamilah DAMMERS Eva MADURO	ARU	155	190		345	172.5	0	
Rebekah COMMANE Rebekah MARTIN	AUS	185	191		376	188.0	2	X

Timing and Results provided by  TISSOT






Results

As of SAT 9 JUL 2022

Name	Country Code	Game 1	Game 2	Game 3	Total Score	Average	Result	Winner
Ursula EKERMANS Gitabalie SOORAJLAL	RSA	169	158		327	163.5	0	
Iliana LOMELI Aseret ZETTER	MEX	211	170		381	190.5	2	X

Timing and Results provided by  TISSOT






Results

As of SAT 9 JUL 2022

Name	Country Code	Game 1	Game 2	Game 3	Total Score	Average	Result	Winner
Juliana FRANCO Clara GUERRERO	COL	169	206		375	187.5	2	X
Hsiu-Lan CHIEN Chiung-Yao HUANG	TPE	155	187		342	171.0	0	

Timing and Results provided by  TISSOT






Results

As of SAT 9 JUL 2022

Name	Country Code	Game 1	Game 2	Game 3	Total Score	Average	Result	Winner
Solene GORON Alexandra LOPES D'ANDRADE	FRA	213	213	187	613	204.3	1	
Denise BLANKENZEE Samantha GREINER	NED	242	205	206	653	217.7	2	X

Timing and Results provided by  TISSOT






Results

As of SAT 9 JUL 2022

Name	Country Code	Game 1	Game 2	Game 3	Total Score	Average	Result	Winner
Natasha MOHAMED ROSLAN Li Jane SIN	MAS	234	203		437	218.5	2	X
Taishaye NARANJO Pamela PEREZ	PUR	164	178		342	171.0	0	

Timing and Results provided by  TISSOT






Results

As of SAT 9 JUL 2022

Name	Country Code	Game 1	Game 2	Game 3	Total Score	Average	Result	Winner
Hyunmi KIM Sujin YANG	KOR	195	266		461	230.5	2	X
Hui Fen NEW Cherie TAN	SGP	181	166		347	173.5	0	

Timing and Results provided by  TISSOT






Results

As of SAT 9 JUL 2022

Name	Country Code	Game 1	Game 2	Game 3	Total Score	Average	Result	Winner
Birgit NOREIKS Janin RIBGUTH	GER	173	184		357	178.5	0	
Mika GULDBAEK Mai Ginge JENSEN	DEN	278	194		472	236.0	2	X

Timing and Results provided by  TISSOT



RESULTS BOOK



Canoe Marathon





10	Canoe Marathon	957
10.1	Table of Contents	958
10.2	Competition Schedule	961
10.3	Entry List by Country	962
10.4	Competition Summary	965
10.5	Medallists by Event	967
10.6	Medal Standings	968
10.7	Final Placing by Country	969
10.8	Men's K1 Short Distance	970
10.8.1	Entry List by Event	971
10.8.2	Competition Summary by Event	972
10.8.3	Medallists	973
10.8.4	Final	974
10.8.4.1	Start List	974
10.8.4.2	Results	975
10.8.5	Heats	976
10.8.5.1	Start List	976
10.8.5.2	Results Heat 1	977
10.8.5.3	Results Heat 2	978
10.9	Men's K1 Standard Distance	979
10.9.1	Entry List by Event	980
10.9.2	Start List	981
10.9.3	Results	982
10.9.4	Competition Summary by Event	984
10.9.5	Medallists	985
10.10	Women's K1 Short Distance	986
10.10.1	Entry List by Event	987
10.10.2	Competition Summary by Event	988
10.10.3	Medallists	989
10.10.4	Final	990
10.10.4.1	Start List	990
10.10.4.2	Results	991
10.10.5	Heats	992
10.10.5.1	Start List	992
10.10.5.2	Results Heat 1	993
10.10.5.3	Results Heat 2	994
10.11	Women's K1 Standard Distance	995

RESULTS BOOK
TABLE OF CONTENTS

10.11.1	Entry List by Event	996
10.11.2	Start List	997
10.11.3	Results	998
10.11.4	Competition Summary by Event	1000
10.11.5	Medallists	1001



Competition Schedule


REVISED
11 JUL 8:31

As of MON 11 JUL 2022

Date	Start Time	Event
MON 11 JUL	9:00	Women's Canoe Marathon K1 Short Distance - Heats
	10:00	Men's Canoe Marathon K1 Short Distance - Heats
	16:00	Women's Canoe Marathon K1 Short Distance - Final
	17:00	Men's Canoe Marathon K1 Short Distance - Final
TUE 12 JUL	9:00	Women's Canoe Marathon K1 Standard Distance - Final
	11:15	Men's Canoe Marathon K1 Standard Distance - Final

Note:
Please check online for more details and the latest updates.

Start time of the finals adjusted due to schedule correction. Woman to 16:00 and men to 17:00.

Timing and Results provided by  **TISSOT**






Entry List by Country

As of TUE 12 JUL 2022

Ctry	Bib Number	Gender	Event	Date of Birth
ARG - Argentina				
Franco BALBOA	193	M	K1 Std K1 Short	12 APR 1994
Cecilia COLLUEQUE	57	F	K1 Std K1 Short	13 DEC 1983
BEL - Belgium				
Daan COX	165	M	K1 Std K1 Short	18 AUG 1997
CHI - Chile				
Carolina SILVA	23	F	K1 Std K1 Short	10 MAY 2005
CZE - Czech Republic				
Petr MOJZISEK	73	M	K1 Std K1 Short	2 MAY 1977
Katerina MILOVA	42	F	K1 Std K1 Short	16 JUN 2000
DEN - Denmark				
Mads Brandt PEDERSEN	110	M	K1 Std K1 Short	4 JUL 1996
Cathrine RASK	26	F	K1 Std K1 Short	26 MAR 1998
ESP - Spain				
Ivan ALONSO	217	M	K1 Std K1 Short	21 OCT 1985
Eva BARRIOS	187	F	K1 Std K1 Short	24 OCT 1989
FRA - France				
Jeremy CANDY	176	M	K1 Std K1 Short	4 SEP 1990
Amelie KESSLER	104	F	K1 Std K1 Short	20 FEB 1985
GBR - Great Britain				
James RUSSELL	36	M	K1 Std K1 Short	1 NOV 1997
Samantha REES-CLARK	13	F	K1 Std K1 Short	12 APR 1995
GER - Germany				
Nico Marco PAUFLER	53	M	K1 Std K1 Short	8 JUN 1998
Ardis Inga LUDA	35	F	K1 Std K1 Short	29 JUN 2001

Timing and Results provided by  TISSOT






Entry List by Country

As of TUE 12 JUL 2022

Ctry	Bib Number	Gender	Event	Date of Birth
HUN - Hungary				
Balint NOE	135	M	K1 Std K1 Short	5 OCT 1993
Vanda KISZLI	202	F	K1 Std K1 Short	27 DEC 1993
Zsoka CSIKOS	48	F	K1 Std K1 Short	23 JAN 2001
IRL - Ireland				
Jennifer EGAN-SIMMONS	19	F	K1 Std K1 Short	22 MAR 1987
ITA - Italy				
Marco BORGOTTI	177	M	K1 Std K1 Short	31 JAN 1999
Cecilia CHIESA	49	F	K1 Std K1 Short	10 MAR 2005
JPN - Japan				
Lajos GYOKOS	179	M	K1 Std K1 Short	4 JUN 1980
Emiri WATANABE	67	F	K1 Std K1 Short	14 NOV 1996
NED - Netherlands				
Joep van BAKEL	39	M	K1 Std K1 Short	4 DEC 1982
NOR - Norway				
Eivind Andreas VOLD	163	M	K1 Std K1 Short	15 JUN 1993
Anna Margrethe SLETSJOE	4	F	K1 Std K1 Short	22 DEC 1997
POL - Poland				
Slawomir SIWIEC	209	M	K1 Std K1 Short	10 JUN 1992
Anna ZAGORSKA	229	F	K1 Std K1 Short	30 OCT 1997
POR - Portugal				
Jose RAMALHO	60	M	K1 Std K1 Short	11 AUG 1982
Maria GOMES	78	F	K1 Std K1 Short	26 JUN 2002

Timing and Results provided by  TISSOT





Competition Summary

As of TUE 12 JUL 2022

Rank	Finalists			
	Men		Women	
	K1 Short	K1 Std	K1 Short	K1 Std
1 Gold	DEN 13:50.92	RSA 1:23:52.83	HUN 15:22.46	HUN 1:32:40.76
2 Silver	GER 14:01.41	DEN 1:23:53.13	ESP 15:34.49	DEN 1:32:56.66
3 Bronze	POR 14:04.06	ESP 1:25:14.82	HUN 15:34.68	ESP 1:34:16.65
4	NOR 14:17.88	POR 1:26:13.23	DEN 15:53.05	HUN 1:34:17.69
5	HUN 14:30.98	NOR 1:26:13.25	SWE 15:53.75	SWE 1:34:18.54
6	FRA 14:31.59	GER 1:27:36.58	GBR 16:06.97	GBR 1:34:41.12
7	ESP 14:31.69	GBR 1:28:04.33	FRA 16:14.41	NOR 1:37:09.14
8	RSA 14:38.68	SWE 1:28:05.73	POR 16:21.88	CZE 1:37:16.00
9	SWE 14:55.39	NED 1:28:23.03	NOR 16:30.06	FRA 1:37:29.55
10	GBR 15:06.98	JPN 1:28:36.29	CZE 16:31.47	POR 1:37:43.15
11	JPN 15:07.22	ITA 1:29:24.35	ARG 16:37.58	POL 1:38:17.57
12	ITA 15:07.55	HUN 1:29:26.20	GER 16:38.32	ARG 1:39:53.62
13	BEL 15:11.80	UKR 1:29:27.02	RSA 17:01.96	RSA 1:39:56.03
14	CZE 15:12.07	CZE 1:29:30.02	ITA 17:03.64	GER 1:41:31.51
15	UKR 15:46.15	POL 1:30:02.65	POL 21:27.72	ITA 1:43:09.26
16		BEL 1:34:47.20		UKR 1:43:21.52
17		FRA USA DNF		JPN 1:44:40.63

Timing and Results provided by  TISSOT




Competition Summary

As of TUE 12 JUL 2022

Rank	Finalists			
	Men		Women	
	K1 Short	K1 Std	K1 Short	K1 Std
18				USA 1:48:26.51
19		ARG SVK DNS		CHI DNF
20				IRL DNS

Eliminated in Heats			
Men		Women	
K1 Short	K1 Std	K1 Short	K1 Std
NED 15:19.17		USA 17:15.24	
POL 15:20.83		UKR 17:48.53	
ARG 15:22.38		JPN 18:23.54	
USA 16:33.00		CHI 18:27.45	
SVK DNS		IRL DNS	

Legend:
DNF Did not finish **DNS** Did not start **K1** Kayak Single

Timing and Results provided by 



Medallists by Event

As of TUE 12 JUL 2022 At 13:47

After 4 of 4 Events

Event	Date	Medal	Name	Ctry Code
Men's Canoe Marathon K1 Standard Distance	TUE 12 JUL	GOLD	Andy BIRKETT	RSA
		SILVER	Mads Brandt PEDERSEN	DEN
		BRONZE	Ivan ALONSO	ESP
Women's Canoe Marathon K1 Standard Distance	TUE 12 JUL	GOLD	Vanda KISZLI	HUN
		SILVER	Cathrine RASK	DEN
		BRONZE	Eva BARRIOS	ESP
Men's Canoe Marathon K1 Short Distance	MON 11 JUL	GOLD	Mads Brandt PEDERSEN	DEN
		SILVER	Nico Marco PAUFLER	GER
		BRONZE	Jose RAMALHO	POR
Women's Canoe Marathon K1 Short Distance	MON 11 JUL	GOLD	Vanda KISZLI	HUN
		SILVER	Eva BARRIOS	ESP
		BRONZE	Zsoka CSIKOS	HUN



Medal Standings

As of TUE 12 JUL 2022 At 12:58

After 4 of 4 Events

Rank	Country	Men				Women				Total				Rank by Total
		G	S	B	Tot.	G	S	B	Tot.	G	S	B	Tot.	
1	HUN - Hungary					2		1	3	2		1	3	=1
2	DEN - Denmark	1	1		2		1		1	1	2		3	=1
3	RSA - South Africa	1			1					1			1	=4
4	ESP - Spain			1	1		1	1	2		1	2	3	=1
5	GER - Germany		1		1						1		1	=4
6	POR - Portugal			1	1							1	1	=4
Total:		2	2	2	6	2	2	2	6	4	4	4	12	


Note:

Rank by Total is calculated by the total number of gold, silver and bronze medals.

Legend:

= Equal sign indicates that two or more NOCs share the same rank by total

B Bronze **G** Gold **S** Silver **Tot.** Total

Timing and Results provided by  **TISSOT**






Final Placing by Country

As of TUE 12 JUL 2022

Country	Men		Women		Ctry Code
	K1 Std	K1 Short	K1 Std	K1 Short	
ARG - Argentina	19	18	12	11	ARG
BEL - Belgium	16	13			BEL
CHI - Chile			DNF	19	CHI
CZE - Czech Republic	14	14	8	10	CZE
DEN - Denmark	2	1	2	4	DEN
ESP - Spain	3	7	3	2	ESP
FRA - France	DNF	6	9	7	FRA
GBR - Great Britain	7	10	6	6	GBR
GER - Germany	6	2	14	12	GER
HUN - Hungary	12	5	1,4	1,3	HUN
IRL - Ireland			20	DNS	IRL
ITA - Italy	11	12	15	14	ITA
JPN - Japan	10	11	17	18	JPN
NED - Netherlands	9	16			NED
NOR - Norway	5	4	7	9	NOR
POL - Poland	15	17	11	15	POL
POR - Portugal	4	3	10	8	POR
RSA - South Africa	1	8	13	13	RSA
SVK - Slovakia	19	DNS			SVK
SWE - Sweden	8	9	5	5	SWE
UKR - Ukraine	13	15	16	17	UKR
USA - United States of America	DNF	19	18	16	USA

Legend:
DNF Did not finish **DNS** Did not start **K1** Kayak Single

Timing and Results provided by  TISSOT



RESULTS BOOK



Canoe Marathon

Men's K1 Short Distance





Entry List by Event

As of SUN 10 JUL 2022

ARG

BALBOA Franco

ESP

ALONSO Ivan

HUN

NOE Balint

NOR

VOLD Eivind Andreas

SVK

NEMCEK Martin

BEL

COX Daan

FRA

CANDY Jeremy

ITA

BORGOTTI Marco

POL

SIWIEC Slawomir

SWE

LINDBERG Joakim

CZE

MOJZISEK Petr

GBR

RUSSELL James

JPN

GYOKOS Lajos

POR

RAMALHO Jose

UKR

RIABOV Valerii

DEN

PEDERSEN Mads Brandt

GER

PAUFLER Nico Marco

NED

VAN BAKEL Joep

RSA

BIRKETT Andy

USA

LISHCHUK Jesse

Note:
List of NOCs by alphabetical order.

Timing and Results provided by  **TISSOT**

CMAMK1SHORT-----_C32C 1

Report Created SUN 10 JUL 2022 19:54

Page 1/1






Competition Summary by Event

As of TUE 12 JUL 2022

Finalists		
Rank	Ctry Code	Name
1	DEN	Mads Brandt PEDERSEN
2	GER	Nico Marco PAUFLER
3	POR	Jose RAMALHO
4	NOR	Eivind Andreas VOLD
5	HUN	Balint NOE
6	FRA	Jeremy CANDY
7	ESP	Ivan ALONSO
8	RSA	Andy BIRKETT
9	SWE	Joakim LINDBERG
10	GBR	James RUSSELL
11	JPN	Lajos GYOKOS
12	ITA	Marco BORGOTTI
13	BEL	Daan COX
14	CZE	Petr MOJZISEK
15	UKR	Valerii RIABOV

Timing and Results provided by  TISSOT






Medallists

Medal	Name	Country
GOLD	Mads Brandt PEDERSEN	DEN - Denmark
SILVER	Nico Marco PAUFLER	GER - Germany
BRONZE	Jose RAMALHO	POR - Portugal



Start List

Start Order	Bib	Final Race 6 17:00
1	165	BEL Daan COX 56
2	179	JPN Lajos GYOKOS 57
3	217	ESP Ivan ALONSO 58
4	36	GBR James RUSSELL 59
5	60	POR Jose RAMALHO 60
6	163	NOR Eivind Andreas VOLD 61
7	77	RSA Andy BIRKETT 62
8	110	DEN Mads Brandt PEDERSEN 63
9	176	FRA Jeremy CANDY 64
10	153	SWE Joakim LINDBERG 65
11	53	GER Nico Marco PAUFLER 66
12	135	HUN Balint NOE 67
13	177	ITA Marco BORGOTTI 68
14	22	UKR Valerii RIABOV 69
15	73	CZE Petr MOJZISEK 70

Timing and Results provided by  TISSOT






Start Time: 17:00

Results

Race 6

Rank	Boat	Country	Bib	Name	3600m
1	63	DEN	110	Mads Brandt PEDERSEN	13:50.92
2	66	GER	53	Nico Marco PAUFLE	14:01.41 10.49
3	60	POR	60	Jose RAMALHO	14:04.06 13.14
4	61	NOR	163	Eivind Andreas VOLD	14:17.88 26.96
5	67	HUN	135	Balint NOE	14:30.98 40.06
6	64	FRA	176	Jeremy CANDY	14:31.59 40.67
7	58	ESP	217	Ivan ALONSO	14:31.69 40.77
8	62	RSA	77	Andy BIRKETT	14:38.68 47.76
9	65	SWE	153	Joakim LINDBERG	14:55.39 1:04.47
10	59	GBR	36	James RUSSELL	15:06.98 1:16.06
11	57	JPN	179	Lajos GYOKOS	15:07.22 1:16.30
12	68	ITA	177	Marco BORGOTTI	15:07.55 1:16.63
13	56	BEL	165	Daan COX	15:11.80 1:20.88
14	70	CZE	73	Petr MOJZISEK	15:12.07 1:21.15
15	69	UKR	22	Valerii RIABOV	15:46.15 1:55.23

Boat 57, 61 and 65 have 15 sec. penalty.

Timing and Results provided by  TISSOT





Start List

Start Order	Bib	Heat 1 Race 3 10:00	Bib	Heat 2 Race 4 10:30	
1	177	ITA Marco BORGOTTI	21	POR Jose RAMALHO	31
2	135	HUN Balint NOE	22	ARG Franco BALBOA	32
3	77	RSA Andy BIRKETT	23	ESP Ivan ALONSO	33
4	153	SWE Joakim LINDBERG	24	USA Jesse LISHCHUK	34
5	73	CZE Petr MOJZISEK	25	NED Joep van BAKEL	35
6	176	FRA Jeremy CANDY	26	DEN Mads Brandt PEDERSEN	36
7	165	BEL Daan COX	27	NOR Eivind Andreas VOLD	37
8	46	SVK Martin NEMCEK	28	GBR James RUSSELL	38
9	22	UKR Valerii RIABOV	29	POL Slawomir SIWIEC	39
10	53	GER Nico Marco PAUFLER	30	JPN Lajos GYOKOS	40

Progression System: 5 best and 5 best by time of remainder to Final



Start Time: 9:59

Results


Race 3

Rank	Boat	Country	Bib	Name	3600m	
1	23	RSA	77	Andy BIRKETT	14:00.03	F
2	26	FRA	176	Jeremy CANDY	14:00.67 0.64	F
3	24	SWE	153	Joakim LINDBERG	14:07.33 7.30	F
4	30	GER	53	Nico Marco PAUFLER	14:11.58 11.55	F
5	22	HUN	135	Balint NOE	14:33.75 33.72	F
6	21	ITA	177	Marco BORGOTTI	14:34.32 34.29	F
7	29	UKR	22	Valerii RIABOV	14:48.65 48.62	F
8	27	BEL	165	Daan COX	14:50.94 50.91	F
9	25	CZE	73	Petr MOJZISEK	14:51.84 51.81	F

	28	SVK	46	Martin NEMCEK	DNS	
--	----	-----	----	---------------	-----	--

Progression System **5 best and 5 best by time of remainder to Final**

Legend: **DNS** Did not start **F** Qualified for Final

Timing and Results provided by  TISSOT





Start Time: 10:29

Results


Race 4

Rank	Boat	Country	Bib	Name	3600m	
1	36	DEN	110	Mads Brandt PEDERSEN	14:09.65	F
2	37	NOR	163	Eivind Andreas VOLD	14:10.16 0.51	F
3	31	POR	60	Jose RAMALHO	14:10.22 0.57	F
4	38	GBR	36	James RUSSELL	14:12.38 2.73	F
5	33	ESP	217	Ivan ALONSO	14:38.01 28.36	F
6	40	JPN	179	Lajos GYOKOS	14:39.88 30.23	F
7	35	NED	39	Joep van BAKEL	15:19.17 1:09.52	X
8	39	POL	209	Slawomir SIWIEC	15:20.83 1:11.18	X
9	32	ARG	193	Franco BALBOA	15:22.38 1:12.73	X
10	34	USA	70	Jesse LISHCHUK	16:33.00 2:23.35	X

Progression System 5 best and 5 best by time of remainder to Final

Legend:

F Qualified for Final X Eliminated

Timing and Results provided by 



RESULTS BOOK



Canoe Marathon

Men's K1 Standard Distance





Entry List by Event

As of TUE 12 JUL 2022

ARG

Franco BALBOA

ESP

Ivan ALONSO

HUN

Balint NOE

NOR

Eivind Andreas VOLD

SVK

Martin NEMCEK

BEL

Daan COX

FRA

Jeremy CANDY

ITA

Marco BORGOTTI

POL

Slawomir SIWIEC

SWE

Joakim LINDBERG

CZE

Petr MOJZISEK

GBR

James RUSSELL

JPN

Lajos GYOKOS

POR

Jose RAMALHO

UKR

Valerii RIABOV

DEN

Mads Brandt PEDERSEN

GER

Nico Marco PAUFLER

NED

Joep van BAKEL


RSA

Andy BIRKETT

USA

Jesse LISHCHUK

Note:
List of NOCs by alphabetical order.


Timing and Results provided by  **TISSOT**





Start List

Start Order	Bib	Final Race 8 11:15
1	177	ITA Marco BORGOTTI 91
2	36	GBR James RUSSELL 92
3	70	USA Jesse LISHCHUK 93
4	77	RSA Andy BIRKETT 94
5	46	SVK Martin NEMCEK 95
6	73	CZE Petr MOJZISEK 96
7	60	POR Jose RAMALHO 97
8	22	UKR Valerii RIABOV 98
9	209	POL Slawomir SIWIEC 99
10	165	BEL Daan COX 100
11	135	HUN Balint NOE 101
12	193	ARG Franco BALBOA 102
13	53	GER Nico Marco PAUFLER 103
14	179	JPN Lajos GYOKOS 104
15	217	ESP Ivan ALONSO 105
16	176	FRA Jeremy CANDY 106
17	110	DEN Mads Brandt PEDERSEN 107
18	39	NED Joep van BAKEL 108
19	153	SWE Joakim LINDBERG 109
20	163	NOR Eivind Andreas VOLD 110

Timing and Results provided by  TISSOT





Start Time: 11:15

Results

Race 8

Rank	Boat	Country	Bib	Name	21000m
1	94	RSA	77	Andy BIRKETT	1:23:52.83
2	107	DEN	110	Mads Brandt PEDERSEN	1:23:53.13 0.30
3	105	ESP	217	Ivan ALONSO	1:25:14.82 1:21.99
4	97	POR	60	Jose RAMALHO	1:26:13.23 2:20.40
5	110	NOR	163	Eivind Andreas VOLD	1:26:13.25 2:20.42
6	103	GER	53	Nico Marco PAUFLER	1:27:36.58 3:43.75
7	92	GBR	36	James RUSSELL	1:28:04.33 4:11.50
8	109	SWE	153	Joakim LINDBERG	1:28:05.73 4:12.90
9	108	NED	39	Joep van BAKEL	1:28:23.03 4:30.20
10	104	JPN	179	Lajos GYOKOS	1:28:36.29 4:43.46
11	91	ITA	177	Marco BORGOTTI	1:29:24.35 5:31.52
12	101	HUN	135	Balint NOE	1:29:26.20 5:33.37
13	98	UKR	22	Valerii RIABOV	1:29:27.02 5:34.19
14	96	CZE	73	Petr MOJZISEK	1:29:30.02 5:37.19
15	99	POL	209	Slawomir SIWIEC	1:30:02.65 6:09.82
16	100	BEL	165	Daan COX	1:34:47.20 10:54.37

Timing and Results provided by  TISSOT






Start Time: 11:15

Results

Race 8

Rank	Boat	Country	Bib	Name	21000m
17	106	FRA	176	Jeremy CANDY	DNF
17	93	USA	70	Jesse LISHCHUK	DNF
19	102	ARG	193	Franco BALBOA	DNS
19	95	SVK	46	Martin NEMCEK	DNS

Legend: **DNF** Did not finish **DNS** Did not start

Timing and Results provided by  TISSOT






Competition Summary by Event

As of TUE 12 JUL 2022

Finalists		
------------------	--	--

Rank	Ctry Code	Name
1	RSA	Andy BIRKETT
2	DEN	Mads Brandt PEDERSEN
3	ESP	Ivan ALONSO
4	POR	Jose RAMALHO
5	NOR	Eivind Andreas VOLD
6	GER	Nico Marco PAUFLER
7	GBR	James RUSSELL
8	SWE	Joakim LINDBERG
9	NED	Joep van BAKEL
10	JPN	Lajos GYOKOS
11	ITA	Marco BORGOTTI
12	HUN	Balint NOE
13	UKR	Valerii RIABOV
14	CZE	Petr MOJZISEK
15	POL	Slawomir SIWIEC
16	BEL	Daan COX
17	FRA	Jeremy CANDY
17	USA	Jesse LISHCHUK
19	ARG	Franco BALBOA
19	SVK	Martin NEMCEK

Timing and Results provided by  TISSOT





Medallists

Medal	Name	Country
GOLD	Andy BIRKETT	RSA - South Africa
SILVER	Mads Brandt PEDERSEN	DEN - Denmark
BRONZE	Ivan ALONSO	ESP - Spain



Canoe Marathon

Women's K1 Short Distance






Entry List by Event

As of TUE 12 JUL 2022

Bib ARG 57 Cecilia COLLUEQUE	Bib CHI 23 Carolina SILVA	Bib CZE 42 Katerina MILOVA	Bib DEN 26 Cathrine RASK
Bib ESP 187 Eva BARRIOS	Bib FRA 104 Amelie KESSLER	Bib GBR 13 Samantha REES-CLARK	Bib GER 35 Ardis Inga LUDA
Bib HUN 202 Vanda KISZLI	Bib HUN 48 Zsoka CSIKOS	Bib IRL 19 Jennifer EGAN-SIMMONS	Bib ITA 49 Cecilia CHIESA
Bib JPN 67 Emiri WATANABE	Bib NOR 4 Anna Margrethe SLETSJOE	Bib POL 229 Anna ZAGORSKA	Bib POR 78 Maria GOMES
Bib RSA 108 Bridgitte HARTLEY	Bib SWE 194 Rebecka GEORGSDOTTER	Bib UKR 74 Anastasiia MOSTOVENKO	Bib USA 184 Kaitlyn McELROY

Note:
List of NOCs by alphabetical order.

Timing and Results provided by  **TISSOT**

CMAWK1SHORT-----_C32C 2

Report Created TUE 12 JUL 2022 13:41

Page 1/1





Competition Summary by Event

As of TUE 12 JUL 2022

Finalists		
Rank	Ctry Code	Name
1	HUN	Vanda KISZLI
2	ESP	Eva BARRIOS
3	HUN	Zsoka CSIKOS
4	DEN	Cathrine RASK
5	SWE	Rebecka GEORGS DOTTER
6	GBR	Samantha REES-CLARK
7	FRA	Amelie KESSLER
8	POR	Maria GOMES
9	NOR	Anna Margrethe SLETSJOE
10	CZE	Katerina MILOVA
11	ARG	Cecilia COLLUEQUE
12	GER	Ardis Inga LUDA
13	RSA	Bridgitte HARTLEY
14	ITA	Cecilia CHIESA
15	POL	Anna ZAGORSKA






Medallists

Medal	Name	Country
GOLD	Vanda KISZLI	HUN - Hungary
SILVER	Eva BARRIOS	ESP - Spain
BRONZE	Zsoka CSIKOS	HUN - Hungary



Start List

Start Order	Bib	Final Race 5 16:00
1	108	RSA Bridgitte HARTLEY 41
2	229	POL Anna ZAGORSKA 42
3	78	POR Maria GOMES 43
4	42	CZE Katerina MILOVA 44
5	13	GBR Samantha REES-CLARK 45
6	187	ESP Eva BARRIOS 46
7	202	HUN Vanda KISZLI 47
8	48	HUN Zsoka CSIKOS 48
9	26	DEN Cathrine RASK 49
10	194	SWE Rebecka GEORGSDOTTER 50
11	4	NOR Anna Margrethe SLETSJOE 51
12	104	FRA Amelie KESSLER 52
13	35	GER Ardis Inga LUDA 53
14	57	ARG Cecilia COLLUEQUE 54
15	49	ITA Cecilia CHIESA 55

Timing and Results provided by  TISSOT






Start Time: 16:00

Results

Race 5

Rank	Boat	Country	Bib	Name	3600m
1	47	HUN	202	Vanda KISZLI	15:22.46
2	46	ESP	187	Eva BARRIOS	15:34.49 12.03
3	48	HUN	48	Zsoka CSIKOS	15:34.68 12.22
4	49	DEN	26	Cathrine RASK	15:53.05 30.59
5	50	SWE	194	Rebecka GEORGS DOTTER	15:53.75 31.29
6	45	GBR	13	Samantha REES-CLARK	16:06.97 44.51
7	52	FRA	104	Amelie KESSLER	16:14.41 51.95
8	43	POR	78	Maria GOMES	16:21.88 59.42
9	51	NOR	4	Anna Margrethe SLETSJOE	16:30.06 1:07.60
10	44	CZE	42	Katerina MILOVA	16:31.47 1:09.01
11	54	ARG	57	Cecilia COLLUEQUE	16:37.58 1:15.12
12	53	GER	35	Ardis Inga LUDA	16:38.32 1:15.86
13	41	RSA	108	Bridgitte HARTLEY	17:01.96 1:39.50
14	55	ITA	49	Cecilia CHIESA	17:03.64 1:41.18
15	42	POL	229	Anna ZAGORSKA	21:27.72 6:05.26

Timing and Results provided by  TISSOT





Start List

Start Order	Bib	Heat 1 Race 1 9:00	Bib	Heat 2 Race 2 9:30
1	187	ESP Eva BARRIOS	1	HUN Vanda KISZLI 11
2	67	JPN Emiri WATANABE	2	GER Ardis Inga LUDA 12
3	48	HUN Zsoka CSIKOS	3	NOR 4 Anna Margrethe SLETSJOE 13
4	23	CHI Carolina SILVA	4	RSA 108 Bridgitte HARTLEY 14
5	42	CZE Katerina MILOVA	5	DEN 26 Cathrine RASK 15
6	49	ITA Cecilia CHIESA	6	USA 184 Kaitlyn McELROY 16
7	78	POR Maria GOMES	7	SWE 194 Rebecka GEORGSDOTTER 17
8	57	ARG Cecilia COLLUEQUE	8	FRA 104 Amelie KESSLER 18
9	13	GBR Samantha REES-CLARK	9	POL 229 Anna ZAGORSKA 19
10	74	UKR Anastasiia MOSTOVENKO	10	IRL 19 Jennifer EGAN-SIMMONS 20

Progression System: 5 best and 5 best by time of remainder to Final



Start Time: 8:59

Results


Race 1

Rank	Boat	Country	Bib	Name	3600m	
1	3	HUN	48	Zsoka CSIKOS	16:04.27	F
2	1	ESP	187	Eva BARRIOS	16:04.76 0.49	F
3	9	GBR	13	Samantha REES-CLARK	16:05.02 0.75	F
4	5	CZE	42	Katerina MILOVA	16:24.42 20.15	F
5	7	POR	78	Maria GOMES	16:25.01 20.74	F
6	8	ARG	57	Cecilia COLLUEQUE	16:34.71 30.44	F
7	6	ITA	49	Cecilia CHIESA	16:55.53 51.26	F
8	10	UKR	74	Anastasiia MOSTOVENKO	17:48.53 1:44.26	X
9	2	JPN	67	Emiri WATANABE	18:23.54 2:19.27	X
10	4	CHI	23	Carolina SILVA	18:27.45 2:23.18	X

Progression System 5 best and 5 best by time of remainder to Final

Legend:

F Qualified for Final X Eliminated

Timing and Results provided by  TISSOT



Results


Start Time: 9:30

Race 2

Rank	Boat	Country	Bib	Name	3600m	
1	11	HUN	202	Vanda KISZLI	15:53.45	F
2	15	DEN	26	Cathrine RASK	15:54.00 0.55	F
3	17	SWE	194	Rebecka GEORGSDOTTER	16:02.99 9.54	F
4	13	NOR	4	Anna Margrethe SLETSJOE	16:05.69 12.24	F
5	18	FRA	104	Amelie KESSLER	16:23.61 30.16	F
6	12	GER	35	Ardis Inga LUDA	16:26.35 32.90	F
7	19	POL	229	Anna ZAGORSKA	16:32.88 39.43	F
8	14	RSA	108	Bridgitte HARTLEY	16:49.30 55.85	F
9	16	USA	184	Kaitlyn McELROY	17:15.24 1:21.79	X
	20	IRL	19	Jennifer EGAN-SIMMONS	DNS	

Progression System **5 best and 5 best by time of remainder to Final**

Legend: DNS Did not start F Qualified for Final X Eliminated

Timing and Results provided by 





Canoe Marathon

Women's K1 Standard Distance





Entry List by Event

As of TUE 12 JUL 2022

ARG

Cecilia COLLUEQUE

CHI

Carolina SILVA

CZE

Katerina MILOVA

DEN

Cathrine RASK

ESP

Eva BARRIOS

FRA

Amelie KESSLER

GBR

Samantha REES-CLARK

GER

Ardis Inga LUDA

HUN

Vanda KISZLI

HUN

Zsoka CSIKOS

IRL

Jennifer EGAN-SIMMONS

ITA

Cecilia CHIESA

JPN

Emiri WATANABE

NOR

Anna Margrethe SLETSJOE

POL

Anna ZAGORSKA

POR

Maria GOMES

RSA

Bridgitte HARTLEY

SWE

Rebecka GEORGS DOTTER


UKR

Anastasiia MOSTOVENKO

USA

Kaitlyn McELROY

Note:
List of NOCs by alphabetical order.


Timing and Results provided by 





Start List

Start Order	Bib	Final Race 7 9:00
1	13	GBR Samantha REES-CLARK 71
2	4	NOR Anna Margrethe SLETSJOE 72
3	23	CHI Carolina SILVA 73
4	42	CZE Katerina MILOVA 74
5	108	RSA Bridgitte HARTLEY 75
6	187	ESP Eva BARRIOS 76
7	57	ARG Cecilia COLLUEQUE 77
8	184	USA Kaitylyn McELROY 78
9	48	HUN Zsoka CSIKOS 79
10	26	DEN Cathrine RASK 80
11	104	FRA Amelie KESSLER 81
12	194	SWE Rebecka GEORGSDOTTER 82
13	35	GER Ardis Inga LUDA 83
14	74	UKR Anastasiia MOSTOVENKO 84
15	49	ITA Cecilia CHIESA 85
16	67	JPN Emiri WATANABE 86
17	19	IRL Jennifer EGAN-SIMMONS 87
18	202	HUN Vanda KISZLI 88
19	229	POL Anna ZAGORSKA 89
20	78	POR Maria GOMES 90

Timing and Results provided by  TISSOT






Start Time: 9:00

Results

Race 7

Rank	Boat	Country	Bib	Name	21000m
1	88	HUN	202	Vanda KISZLI	1:32:40.76
2	80	DEN	26	Cathrine RASK	1:32:56.66 15.90
3	76	ESP	187	Eva BARRIOS	1:34:16.65 1:35.89
4	79	HUN	48	Zsoka CSIKOS	1:34:17.69 1:36.93
5	82	SWE	194	Rebecka GEORGS DOTTER	1:34:18.54 1:37.78
6	71	GBR	13	Samantha REES-CLARK	1:34:41.12 2:00.36
7	72	NOR	4	Anna Margrethe SLETSJOE	1:37:09.14 4:28.38
8	74	CZE	42	Katerina MILOVA	1:37:16.00 4:35.24
9	81	FRA	104	Amelie KESSLER	1:37:29.55 4:48.79
10	90	POR	78	Maria GOMES	1:37:43.15 5:02.39
11	89	POL	229	Anna ZAGORSKA	1:38:17.57 5:36.81
12	77	ARG	57	Cecilia COLLUEQUE	1:39:53.62 7:12.86
13	75	RSA	108	Bridgitte HARTLEY	1:39:56.03 7:15.27
14	83	GER	35	Ardis Inga LUDA	1:41:31.51 8:50.75
15	85	ITA	49	Cecilia CHIESA	1:43:09.26 10:28.50
16	84	UKR	74	Anastasiia MOSTOVENKO	1:43:21.52 10:40.76

Timing and Results provided by  TISSOT






Start Time: 9:00

Results

Race 7

Rank	Boat	Country	Bib	Name	21000m
17	86	JPN	67	Emiri WATANABE	1:44:40.63 11:59.87
18	78	USA	184	Kaitlyn McELROY	1:48:26.51 15:45.75
19	73	CHI	23	Carolina SILVA	DNF
20	87	IRL	19	Jennifer EGAN-SIMMONS	DNS

Legend: DNF Did not finish DNS Did not start

Timing and Results provided by  TISSOT





Competition Summary by Event

As of TUE 12 JUL 2022

Finalists		
------------------	--	--

Rank	Ctry Code	Name
1	HUN	Vanda KISZLI
2	DEN	Cathrine RASK
3	ESP	Eva BARRIOS
4	HUN	Zsoka CSIKOS
5	SWE	Rebecka GEORGSDOTTER
6	GBR	Samantha REES-CLARK
7	NOR	Anna Margrethe SLETSJOE
8	CZE	Katerina MILOVA
9	FRA	Amelie KESSLER
10	POR	Maria GOMES
11	POL	Anna ZAGORSKA
12	ARG	Cecilia COLLUEQUE
13	RSA	Bridgitte HARTLEY
14	GER	Ardis Inga LUDA
15	ITA	Cecilia CHIESA
16	UKR	Anastasiia MOSTOVENKO
17	JPN	Emiri WATANABE
18	USA	Kaitlyn McELROY
19	CHI	Carolina SILVA
20	IRL	Jennifer EGAN-SIMMONS

Timing and Results provided by  TISSOT





Medallists

Medal	Name	Country
GOLD	Vanda KISZLI	HUN - Hungary
SILVER	Cathrine RASK	DEN - Denmark
BRONZE	Eva BARRIOS	ESP - Spain

RESULTS BOOK



Canoe Polo





11	Canoe Polo	1001
11.1	Table of Contents	1002
11.2	Competition Schedule	1008
11.3	Medallists by Event	1009
11.4	Medal Standings	1011
11.5	Men's	1012
11.5.1	Team Roster	1013
11.5.1.1	Team Roster - ESP	1013
11.5.1.2	Team Roster - FRA	1014
11.5.1.3	Team Roster - GER	1015
11.5.1.4	Team Roster - ITA	1016
11.5.1.5	Team Roster - NED	1017
11.5.1.6	Team Roster - NZL	1018
11.5.1.7	Team Roster - TPE	1019
11.5.1.8	Team Roster - USA	1020
11.5.2	Tournament Summary	1021
11.5.3	Medallists (Team)	1023
11.5.4	Finals	1024
11.5.4.1	7th Place Game #M19	1024
11.5.4.1.1	Start List NZL - USA	1024
11.5.4.1.2	Results NZL - USA	1025
11.5.4.2	5th Place Game #M20	1026
11.5.4.2.1	Start List TPE - NED	1026
11.5.4.2.2	Results TPE - NED	1027
11.5.4.3	Bronze Medal Game #M23	1028
11.5.4.3.1	Start List ESP - ITA	1028
11.5.4.3.2	Results ESP - ITA	1029
11.5.4.4	Gold Medal Game #M24	1030
11.5.4.4.1	Start List FRA - GER	1030
11.5.4.4.2	Results FRA - GER	1031
11.5.5	Semifinals	1032
11.5.5.1	Game #M21	1032
11.5.5.1.1	Start List FRA - ESP	1032
11.5.5.1.2	Results FRA - ESP	1033
11.5.5.2	Game #M22	1034
11.5.5.2.1	Start List ITA - GER	1034
11.5.5.2.2	Results ITA - GER	1035

11.5.6	Consolation Semifinals 5-8	1036
11.5.6.1	Game #M17	1036
11.5.6.1.1	Start List TPE - NZL	1036
11.5.6.1.2	Results TPE - NZL	1037
11.5.6.2	Game #M18	1038
11.5.6.2.1	Start List USA - NED	1038
11.5.6.2.2	Results USA - NED	1039
11.5.7	Quarterfinals	1040
11.5.7.1	Game #M13	1040
11.5.7.1.1	Start List FRA - TPE	1040
11.5.7.1.2	Results FRA - TPE	1041
11.5.7.2	Game #M14	1042
11.5.7.2.1	Start List ITA - USA	1042
11.5.7.2.2	Results ITA - USA	1043
11.5.7.3	Game #M15	1044
11.5.7.3.1	Start List GER - NED	1044
11.5.7.3.2	Results GER - NED	1045
11.5.7.4	Game #M16	1046
11.5.7.4.1	Start List ESP - NZL	1046
11.5.7.4.2	Results ESP - NZL	1047
11.5.8	Preliminary Round - Group B	1048
11.5.8.1	Game #M03	1048
11.5.8.1.1	Start List ITA - NED	1048
11.5.8.1.2	Results ITA - NED	1049
11.5.8.2	Game #M04	1050
11.5.8.2.1	Start List ESP - TPE	1050
11.5.8.2.2	Results ESP - TPE	1051
11.5.8.3	Game #M07	1052
11.5.8.3.1	Start List ITA - ESP	1052
11.5.8.3.2	Results ITA - ESP	1053
11.5.8.4	Game #M08	1054
11.5.8.4.1	Start List NED - TPE	1054
11.5.8.4.2	Results NED - TPE	1055
11.5.8.5	Game #M11	1056
11.5.8.5.1	Start List ITA - TPE	1056
11.5.8.5.2	Results ITA - TPE	1057
11.5.8.6	Game #M12	1058
11.5.8.6.1	Start List NED - ESP	1058
11.5.8.6.2	Results NED - ESP	1059
11.5.9	Preliminary Round - Group A	1060
11.5.9.1	Game #M01	1060
11.5.9.1.1	Start List GER - NZL	1060
11.5.9.1.2	Results GER - NZL	1061
11.5.9.2	Game #M02	1062

11.5.9.2.1	Start List FRA - USA	1062
11.5.9.2.2	Results FRA - USA	1063
11.5.9.3	Game #M05	1064
11.5.9.3.1	Start List GER - FRA	1064
11.5.9.3.2	Results GER - FRA	1065
11.5.9.4	Game #M06	1066
11.5.9.4.1	Start List NZL - USA	1066
11.5.9.4.2	Results NZL - USA	1067
11.5.9.5	Game #M09	1068
11.5.9.5.1	Start List GER - USA	1068
11.5.9.5.2	Results GER - USA	1069
11.5.9.6	Game #M10	1070
11.5.9.6.1	Start List NZL - FRA	1070
11.5.9.6.2	Results NZL - FRA	1071
11.6	Women's	1072
11.6.1	Team Roster	1073
11.6.1.1	Team Roster - FRA	1073
11.6.1.2	Team Roster - GBR	1074
11.6.1.3	Team Roster - GER	1075
11.6.1.4	Team Roster - ITA	1076
11.6.1.5	Team Roster - NED	1077
11.6.1.6	Team Roster - NZL	1078
11.6.1.7	Team Roster - SGP	1079
11.6.1.8	Team Roster - USA	1080
11.6.2	Tournament Summary	1081
11.6.3	Medallists (Team)	1083
11.6.4	Finals	1084
11.6.4.1	7th Place Game #W19	1084
11.6.4.1.1	Start List GBR - USA	1084
11.6.4.1.2	Results GBR - USA	1085
11.6.4.2	5th Place Game #W20	1086
11.6.4.2.1	Start List NED - SGP	1086
11.6.4.2.2	Results NED - SGP	1087
11.6.4.3	Bronze Medal Game #W23	1088
11.6.4.3.1	Start List NZL - ITA	1088
11.6.4.3.2	Results NZL - ITA	1089
11.6.4.4	Gold Medal Game #W24	1090
11.6.4.4.1	Start List FRA - GER	1090
11.6.4.4.2	Results FRA - GER	1091
11.6.5	Semifinals	1092
11.6.5.1	Game #W21	1092
11.6.5.1.1	Start List FRA - NZL	1092
11.6.5.1.2	Results FRA - NZL	1093
11.6.5.2	Game #W22	1094

11.6.5.2.1	Start List ITA - GER	1094
11.6.5.2.2	Results ITA - GER	1095
11.6.6	Consolation Semifinals 5-8	1096
11.6.6.1	Game #W17	1096
11.6.6.1.1	Start List GBR - NED	1096
11.6.6.1.2	Results GBR - NED	1097
11.6.6.2	Game #W18	1098
11.6.6.2.1	Start List USA - SGP	1098
11.6.6.2.2	Results USA - SGP	1099
11.6.7	Quarterfinals	1100
11.6.7.1	Game #W13	1100
11.6.7.1.1	Start List FRA - GBR	1100
11.6.7.1.2	Results FRA - GBR	1101
11.6.7.2	Game #W14	1102
11.6.7.2.1	Start List ITA - USA	1102
11.6.7.2.2	Results ITA - USA	1103
11.6.7.3	Game #W15	1104
11.6.7.3.1	Start List GER - SGP	1104
11.6.7.3.2	Results GER - SGP	1105
11.6.7.4	Game #W16	1106
11.6.7.4.1	Start List NED - NZL	1106
11.6.7.4.2	Results NED - NZL	1107
11.6.8	Preliminary Round - Group B	1108
11.6.8.1	Game #W03	1108
11.6.8.1.1	Start List GBR - NED	1108
11.6.8.1.2	Results GBR - NED	1109
11.6.8.2	Game #W04	1110
11.6.8.2.1	Start List ITA - SGP	1110
11.6.8.2.2	Results ITA - SGP	1111
11.6.8.3	Game #W07	1112
11.6.8.3.1	Start List GBR - ITA	1112
11.6.8.3.2	Results GBR - ITA	1113
11.6.8.4	Game #W08	1114
11.6.8.4.1	Start List NED - SGP	1114
11.6.8.4.2	Results NED - SGP	1115
11.6.8.5	Game #W11	1116
11.6.8.5.1	Start List GBR - SGP	1116
11.6.8.5.2	Results GBR - SGP	1117
11.6.8.6	Game #W12	1118
11.6.8.6.1	Start List NED - ITA	1118
11.6.8.6.2	Results NED - ITA	1119
11.6.9	Preliminary Round - Group A	1120
11.6.9.1	Game #W01	1120
11.6.9.1.1	Start List GER - NZL	1120

RESULTS BOOK
TABLE OF CONTENTS


11.6.9.1.2	Results GER - NZL	1121
11.6.9.2	Game #W02	1122
11.6.9.2.1	Start List FRA - USA	1122
11.6.9.2.2	Results FRA - USA	1123
11.6.9.3	Game #W05	1124
11.6.9.3.1	Start List GER - FRA	1124
11.6.9.3.2	Results GER - FRA	1125
11.6.9.4	Game #W06	1126
11.6.9.4.1	Start List NZL - USA	1126
11.6.9.4.2	Results NZL - USA	1127
11.6.9.5	Game #W09	1128
11.6.9.5.1	Start List GER - USA	1128
11.6.9.5.2	Results GER - USA	1129
11.6.9.6	Game #W10	1130
11.6.9.6.1	Start List NZL - FRA	1130
11.6.9.6.2	Results NZL - FRA	1131



Competition Schedule

As of SAT 16 JUL 2022

Date	Start Time	Teams	Gender	Game No.	Phase	
THU 14 JUL	9:00	GER - NZL	Women	1	Preliminary Round - Group A	
	9:55	FRA - USA	Women	2	Preliminary Round - Group A	
	10:50	GBR - NED	Women	3	Preliminary Round - Group B	
	11:45	ITA - SGP	Women	4	Preliminary Round - Group B	
	12:40	GER - NZL	Men	1	Preliminary Round - Group A	
	13:35	FRA - USA	Men	2	Preliminary Round - Group A	
	14:30	ITA - NED	Men	3	Preliminary Round - Group B	
	15:25	ESP - TPE	Men	4	Preliminary Round - Group B	
	16:30	GER - FRA	Women	5	Preliminary Round - Group A	
	17:25	NZL - USA	Women	6	Preliminary Round - Group A	
	18:20	GBR - ITA	Women	7	Preliminary Round - Group B	
	19:15	NED - SGP	Women	8	Preliminary Round - Group B	
	FRI 15 JUL	9:00	GER - FRA	Men	5	Preliminary Round - Group A
		9:55	NZL - USA	Men	6	Preliminary Round - Group A
		10:50	ITA - ESP	Men	7	Preliminary Round - Group B
11:45		NED - TPE	Men	8	Preliminary Round - Group B	
12:40		GER - USA	Women	9	Preliminary Round - Group A	
13:35		NZL - FRA	Women	10	Preliminary Round - Group A	
14:30		GBR - SGP	Women	11	Preliminary Round - Group B	
15:25		NED - ITA	Women	12	Preliminary Round - Group B	
16:30		GER - USA	Men	9	Preliminary Round - Group A	
17:25		NZL - FRA	Men	10	Preliminary Round - Group A	
18:20		ITA - TPE	Men	11	Preliminary Round - Group B	
19:15		NED - ESP	Men	12	Preliminary Round - Group B	
SAT 16 JUL	8:30	FRA - GBR	Women	13	Quarterfinal	
	9:25	ITA - USA	Women	14	Quarterfinal	
	10:20	GER - SGP	Women	15	Quarterfinal	
	11:15	NED - NZL	Women	16	Quarterfinal	
	12:10	FRA - TPE	Men	13	Quarterfinal	
	13:05	ITA - USA	Men	14	Quarterfinal	
	14:00	GER - NED	Men	15	Quarterfinal	
	14:55	ESP - NZL	Men	16	Quarterfinal	
	16:00	GBR - NED	Women	17	Consolation Semifinal 5-8	
	16:40	USA - SGP	Women	18	Consolation Semifinal 5-8	
	17:20	TPE - NZL	Men	17	Consolation Semifinal 5-8	
	18:00	USA - NED	Men	18	Consolation Semifinal 5-8	
	18:40	GBR - USA	Women	19	7th Place Game	
	19:20	NED - SGP	Women	20	5th Place Game	
20:00	NZL - USA	Men	19	7th Place Game		
20:40	TPE - NED	Men	20	5th Place Game		
SUN 17 JUL	8:00	FRA - NZL	Women	21	Semifinal	
	8:55	ITA - GER	Women	22	Semifinal	
	9:50	FRA - ESP	Men	21	Semifinal	
	10:45	ITA - GER	Men	22	Semifinal	
	11:40	Loser 21 - Loser 22	Women	23	Bronze Medal Game	
	12:35	Loser 21 - Loser 22	Men	23	Bronze Medal Game	
	13:30	Winner 21 - Winner 22	Women	24	Gold Medal Game	
	14:25	Winner 21 - Winner 22	Men	24	Gold Medal Game	

Timing and Results provided by  TISSOT





Medallists by Event

As of SUN 17 JUL 2022

After 2 of 2 Events

Event Name	Date	Medal	Name	Country Code
MEN	SUN 17 JUL	GOLD	1 Julian Oskar PRESCHER	GER
			3 Lennart UNTERFELD	
			4 Tim RIECKE	
		5 Jonas GAUSELMANN		
		6 Arne Linus BECKMANN		
		7 René KIRCHHOFF		
		8 Jonas VIEREN		
		9 Marco HOPPSTOCK		
		SILVER	1 Alan LIGNEL	
2 Baptiste COTTA				
3 David LINET				
4 Antoine le FLOCH DECORCHEMONT				
5 Patrice BELAT				
7 Clement KINDIG				
BRONZE	1 Javier AREGO	ESP		
	2 Angel GORDO			
	3 Sergio CORBELLA			
	4 Samuel PARDAVILA			
	5 Ivan HOYO			
	7 Alejandro GORDO			
	9 Alejandro CASAL			
	10 Alejandro VALLS			



Medallists by Event

As of SUN 17 JUL 2022

Event Name	Date	Medal	Name	Country Code
WOMEN	SUN 17 JUL	GOLD	1 Eloise FRIGOT 2 Melissa LEDORMEUR 3 Marion ROBERT 4 Claire MOAL 5 Celeste LOUIS 6 Aline ROULLAND 7 Clotilde LEMASLE 8 Camille MEYER	FRA
		SILVER	1 Jill Lara RUTZEN 2 Katharina Magdalena KRUSE 3 Jule SCHWARZ 5 Svenja SCHAEPPER 6 Nele SCHMALENBACH 7 Leonie WAGNER 8 Hilke Sophie VOGT 10 Elena GILLES	GER
		BRONZE	2 Klara RICHTER 3 Emma SUTHERLAND 4 Georgia WHEELER 5 Julie BOLTON 6 Kate BOLTON 7 Sophie WINTON 9 Erin MOORE 10 Casey HALES	NZL




Medal Standings

As of SUN 17 JUL 2022

After 2 of 2 Events

Rank	Country	Men				Women				Total				Rank by Total
		G	S	B	Tot.	G	S	B	Tot.	G	S	B	Tot.	
1	FRA - France		1		1	1			1	1	1		2	=1
1	GER - Germany	1			1		1		1	1	1		2	=1
3	ESP - Spain			1	1							1	1	=3
3	NZL - New Zealand							1	1			1	1	=3
Total:		1	1	1	3	1	1	1	3	2	2	2	6	

Legend:
 = Equal sign indicates that two or more countries share the same rank by total
B Bronze **G** Gold **S** Silver **Tot** Total

Timing and Results provided by  TISSOT



RESULTS BOOK



Canoe Polo

Men's





Team Roster

As of WED 13 JUL 2022

ESP - Spain

No.	Name	Date of Birth	Age
2	Javier AREGO	20 SEP 2000	21
2	Angel GORDO	18 AUG 1986	35
3	Sergio CORBELLA	19 APR 1995	27
4	Samuel PARDAVILA	4 JUN 2000	22
5	Ivan HOYO	16 OCT 1996	25
7	Alejandro GORDO (C)	2 APR 1990	32
9	Alejandro CASAL	4 DEC 1989	32
10	Alejandro VALLS	22 APR 1995	27


Uniform colours Shirt

Team 1st White

Team 2nd Red

Team Officials

Coach: Americo CATARINO (FRA)

Timing and Results provided by  TISSOT

CPOMTEAM5....._C33_MESP 2

Report Created WED 13 JUL 2022 19:16

Page 1 / 1





Team Roster

As of WED 13 JUL 2022

FRA - France

No.	Name	Date of Birth	Age
1	Alan LIGNEL	29 AUG 1997	24
2	Baptiste COTTA	3 DEC 1993	28
3	David LINET (C)	2 NOV 1991	30
4	Antoine le FLOCH DECORCHEMONT	16 MAY 1999	23
5	Patrice BELAT	27 JAN 1990	32
7	Clement KINDIG	17 JUL 1990	31
8	Benoit RICHER	9 JUN 1994	28
9	Christophe BELAT	27 FEB 1991	31

Uniform colours Shirt

Team 1st Blue
Team 2nd White

Team Officials

Coach: Thomas BERTHELEMY (FRA)
Coach: Thomas BRETENOUX (FRA)

Timing and Results provided by  TISSOT

CPOMTEAM5....._C33_MFRA 2

Report Created WED 13 JUL 2022 19:16

Page 1 / 1





Team Roster

As of THU 14 JUL 2022

GER - Germany

No.	Name	Date of Birth	Age
1	Julian Oskar PRESCHER	19 MAY 1995	27
3	Lennart UNTERFELD	2 MAR 1995	27
4	Tim RIECKE	17 JUN 1999	23
5	Jonas GAUSELMANN	10 NOV 1989	32
6	Arne Linus BECKMANN	7 JUN 1999	23
7	René KIRCHHOFF	30 JUL 1999	22
8	Jonas VIEREN (C)	2 FEB 1990	32
9	Marco HOPPSTOCK	13 FEB 1992	30

Uniform colours

	Shirt
Team 1st	Black
Team 2nd	White

Team Officials

Coach: Bjorn ZIROTZKI (GER)





Team Roster

As of WED 13 JUL 2022

ITA - Italy


No.	Name	Date of Birth	Age
1	Andrea BERTELLONI	22 AUG 1989	32
2	Edoardo CORVAIA	28 JUN 1990	32
3	Davide NOVARA	9 DEC 1989	32
5	Jan Erick HACK	22 FEB 1989	33
6	Andrea ROMANO	19 SEP 1986	35
7	Gianmarco EMANUELE	17 JUN 1991	31
9	Luca BELLINI (C)	12 OCT 1982	39
10	Andrea COSTAGLIOLA	3 NOV 1995	26

Uniform colours Shirt

Team 1st Blue
Team 2nd White

Team Officials

Coach: Rodolfo VASTOLA (ITA)

Timing and Results provided by  TISSOT

CPOMTEAM5....._C33_MITA 2

Report Created WED 13 JUL 2022 19:16

Page 1 / 1





Team Roster

As of THU 14 JUL 2022

NED - Netherlands

No.	Name	Date of Birth	Age
1	Wessel VROON	30 JUN 2000	22
2	Mats PEL (C)	21 OCT 1996	25
3	Stivo HOGERLE	18 JUN 1997	25
4	Dylan TOUGH	8 JUN 1994	28
5	Remko van VLIET	16 MAR 1994	28
6	Tjerk WEBBERS	30 AUG 1995	26
7	Jochem HOGERLE	26 MAY 1993	29
8	Jort PEL	4 MAR 2001	21

Uniform colours **Shirt**
Team 1st Blue
Team 2nd Orange

Team Officials

Coach: Michiel Joannes SCHREURS (NED)



Team Roster

As of FRI 15 JUL 2022

NZL - New Zealand

No.	Name	Date of Birth	Age
1	Alex LOWEN	27 SEP 1991	30
3	Cole HAWKINS	1 JUL 1998	24
4	Jason DALZIELL	4 APR 1984	38
5	Liam BOWDEN	22 APR 1999	23
6	Nevan HADLEY (C)	30 NOV 1992	29
7	Sam HAPETA	23 JAN 1995	27
8	Josh VIVIAN	5 DEC 2000	21
10	Phil MASSAROTTO	29 APR 2001	21

Uniform colours **Shirt**

Team 1st Black
Team 2nd White

Team Officials

Coach: Kyzen MACDONALD (NZL)





Team Roster

As of WED 13 JUL 2022

TPE - Chinese Taipei

No.	Name	Date of Birth	Age
1	Pin Han HUANG	16 APR 1998	24
2	Jhong-Lin CHAN	14 APR 2002	20
3	Ching Hsien LU	16 JAN 1979	43
5	Jyun Si SUNG (C)	5 APR 1991	31
6	Po-Hsiang CHAN	27 FEB 2002	20
7	Shang Yung CHANG	21 SEP 1994	27
8	Tzu Hsing CHAO	8 AUG 1995	26
10	Rong da CHEN	19 SEP 1979	42

Uniform colours **Shirt**

Team 1st White

Team 2nd Blue

Team Officials

Coach: Shih Fei CHENG (TPE)





Team Roster

As of WED 13 JUL 2022

USA - United States of America

No.	Name	Date of Birth	Age
1	Andrew IRVINE	3 APR 1980	42
2	Gavin HU	28 JAN 1988	34
3	Marcos FOURQUET	17 MAY 2001	21
4	Divan BARNARD	5 MAY 1983	39
5	Sam REIFSNYDER	3 APR 1990	32
6	Peter HARGREAVES	5 SEP 1986	35
9	Sasha IZMAILOV (C)	19 JUN 1983	39
10	Adam HUGO	17 APR 1997	25

Uniform colours **Shirt**

Team 1st White

Team 2nd Blue

Team Officials

Coach: Mark POINDEXTER (USA)



Tournament Summary

As of SUN 17 JUL 2022

Group A									
Rank	Teams	Pts	MP	Won	Ties	Lost	GF	GA	Diff.
1	FRA	9	3	3	0	0	17	2	15
2	GER	6	3	2	0	1	20	6	14
3	NZL	3	3	1	0	2	14	11	3
4	USA	0	3	0	0	3	3	35	-32

Teams	FRA	GER	NZL	USA
FRA		3 - 1	3 - 1	11 - 0
GER	1 - 3		5 - 3	14 - 0
NZL	1 - 3	3 - 5		10 - 3
USA	0 - 11	0 - 14	3 - 10	

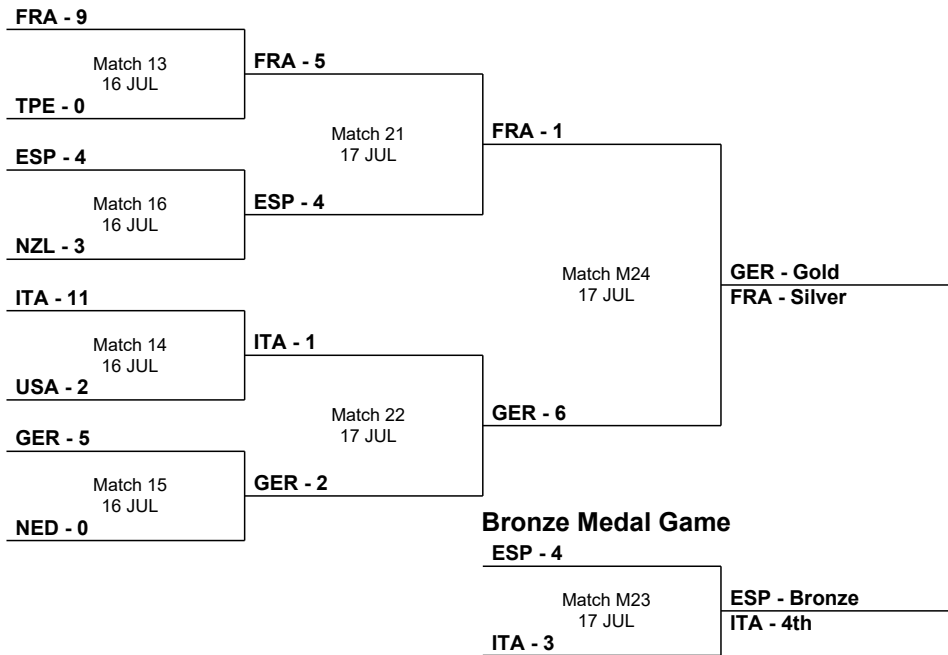
Group B									
Rank	Teams	Pts	MP	Won	Ties	Lost	GF	GA	Diff.
1	ITA	9	3	3	0	0	14	6	8
2	ESP	4	3	1	1	1	12	12	0
3	NED	3	3	1	0	2	14	15	-1
4	TPE	1	3	0	1	2	7	14	-7

Teams	ITA	ESP	NED	TPE
ITA		4 - 3	7 - 1	3 - 2
ESP	3 - 4		6 - 5	3 - 3
NED	1 - 7	5 - 6		8 - 2
TPE	2 - 3	3 - 3	2 - 8	

Quarterfinals

Semifinals

Gold Medal Game



Final Standings

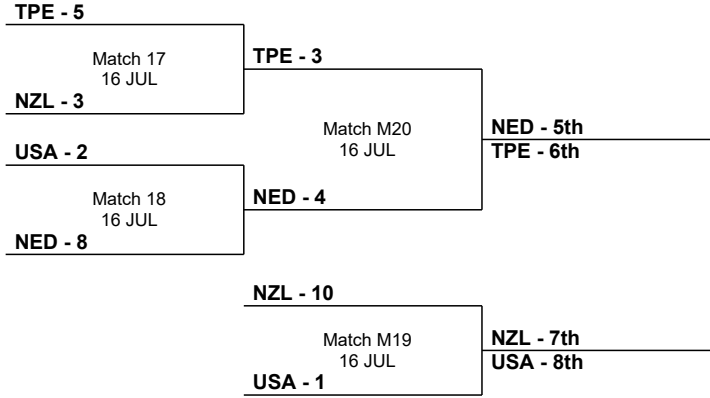
Medal	Rank	Team
Gold	1	GER - Germany
Silver	2	FRA - France
Bronze	3	ESP - Spain
	4	ITA - Italy
	5	NED - Netherlands
	6	TPE - Chinese Taipei
	7	NZL - New Zealand
	8	USA - United States of America




Tournament Summary

As of SUN 17 JUL 2022

Consolation Round 5-8



Legend:	Diff	Goal Difference	GA	Goals Against	GF	Goals For	MP	Matches Played	Pts	Points
---------	------	-----------------	----	---------------	----	-----------	----	----------------	-----	--------

Timing and Results provided by  TISSOT





Medallists (Team)

GOLD	SILVER	BRONZE
GER - Germany Julian Oskar PRESCHER Lennart UNTERFELD Tim RIECKE Jonas GAUSELMANN Arne Linus BECKMANN René KIRCHHOFF Jonas VIEREN Marco HOPPSTOCK	FRA - France Alan LIGNEL Baptiste COTTA David LINET Antoine le FLOCH DECORCHEMONT Patrice BELAT Clement KINDIG Benoit RICHER Christophe BELAT	ESP - Spain Javier AREGO Angel GORDO Sergio CORBELLA Samuel PARDAVILA Ivan HOYO Alejandro GORDO Alejandro CASAL Alejandro VALLS



Game No.:19

Start List

NZL vs USA

Referees: Elan WINTER (GBR) / Stephen Jason WATTS (GBR)

NZL - New Zealand

No	Name	Date of Birth	Competition Statistics							
			MP	G	PG	GC	YC	RC	SW	SL
1	Alex LOWEN	27 SEP 1991	5	3						
3	Cole HAWKINS	1 JUL 1998	2	1		1				
5	Liam BOWDEN	22 APR 1999	5	4		1				
6	Nevan HADLEY	30 NOV 1992	5	6					4	5
7	Sam HAPETA	23 JAN 1995	5	4	1					
8	Josh VIVIAN	5 DEC 2000	5	1		1				1
10	Phil MASSAROTTO	29 APR 2001	5	1						
Coach: Kyzen MACDONALD (NZL)										


NZL Played		
PR	GER	3 - 5
PR	USA	10 - 3
PR	FRA	1 - 3
QF	ESP	3 - 4
CR5-8	TPE	3 - 5

USA - United States of America

No	Name	Date of Birth	Competition Statistics							
			MP	G	PG	GC	YC	RC	SW	SL
1	Andrew IRVINE	3 APR 1980	5							
2	Gavin HU	28 JAN 1988	5							1
3	Marcos FOURQUET	17 MAY 2001	5	3						1
4	Divan BARNARD	5 MAY 1983	5	1						1
5	Sam REIFSNYDER	3 APR 1990	5	3		2				6
6	Peter HARGREAVES	5 SEP 1986	5			1				1
9	Sasha IZMAILOV	19 JUN 1983	5							
10	Adam HUGO	17 APR 1997	5			1				
Coach: Mark POINDEXTER (USA)										

USA Played		
PR	FRA	0 - 11
PR	NZL	3 - 10
PR	GER	0 - 14
QF	ITA	2 - 11
CR5-8	NED	2 - 8

Legend:			
CR5-8	Consolation Round 5-8	G	Goals
MP	Matches Played	No	Shirt Number
QF	Quarter Final	RC	Red Cards
YC	Yellow Cards	GC	Green Cards
		PG	Penalty Goals
		SL	Sprints Lost
		Int'l. M.	International Matches
		PR	Preliminary Round
		SW	Sprints Won

Timing and Results provided by 





Game No.:19

Results

NZL 10 vs 1 USA

1st Period: 5 - 1
2nd Period: 5 - 0

Referees: Elan WINTER (GBR) / Stephen Jason WATTS (GBR)

NZL - New Zealand

No	Name	G / S	%	PS	%	AS	S	Punishments			TP
								GC	YC	RC	
1	Alex LOWEN	1/2	50			1					14:24
3	Cole HAWKINS										
5	Liam BOWDEN	2/3	67				4				20:00
6	Nevan HADLEY	3/5	60								16:02
7	Sam HAPETA	1/2	50								15:18
8	Josh VIVIAN	2/2	100			1					18:38
10	Phil MASSAROTTO	1/2	50			1					15:38
Coach:		Kyzen MACDONALD									
Total		10/16	63			3	4				

Running Score

NZL - USA

1st Period

0 : 1 REIFSNYDER S.

HADLEY N. 1 : 1

HADLEY N. 2 : 1

HADLEY N. 3 : 1

BOWDEN L. 4 : 1

VIVIAN J. 5 : 1

2nd Period

HAPETA S. 6 : 1

MASSAROTTO P. 7 : 1

BOWDEN L. 8 : 1

VIVIAN J. 9 : 1

LOWEN A. 10 : 1

USA - United States of America

No	Name	G / S	%	PS	%	AS	S	Punishments			TP
								GC	YC	RC	
1	Andrew IRVINE										4:11
2	Gavin HU	0/1	0								9:07
3	Marcos FOURQUET	0/3	0			1					14:27
4	Divan BARNARD										11:51
5	Sam REIFSNYDER	1/6	17				1	1			18:43
6	Peter HARGREAVES										13:51
9	Sasha IZMAILOV	0/1	0				1				20:00
10	Adam HUGO										7:50
Coach:		Mark POINDEXTER									
Total		1/11	9			1	2	1			

Team Statistics	CS	%	BS	%	PS	%	FB	%	C	SW
New Zealand	9/14	64	1/2	50					0	1
United States of America	1/11	9							0	1

Legend:

%	Efficiency	AS	Assists	BS	Background Shots	C	Corner	CS	Close Shots	FB	Fastbreaks
G/S	Goals/Shots	GC	Green Card	PS	Penalty Shots	RC	Red Card	S	Saves	SW	Sprints Won
YC	Yellow Card										

Timing and Results provided by TISSOT



Game No.:20

Start List

TPE vs NED

Referees: Ezio AMBROSETTI (USA) / Weishuo, Evan KONG (SGP)

TPE - Chinese Taipei

No	Name	Date of Birth	Competition Statistics								
			MP	G	PG	GC	YC	RC	SW	SL	
1	Pin Han HUANG	16 APR 1998	5							5	5
2	Jhong-Lin CHAN	14 APR 2002	5								
3	Ching Hsien LU	16 JAN 1979	5	3							
5	Jyun Si SUNG	5 APR 1991	5			1					
6	Po-Hsiang CHAN	27 FEB 2002	5	2							
7	Shang Yung CHANG	21 SEP 1994	5	2							
8	Tzu Hsing CHAO	8 AUG 1995	5	3							
10	Rong da CHEN	19 SEP 1979	5	2							
Coach: Shih Fei CHENG (TPE)											


TPE Played		
PR	ESP	3-3
PR	NED	2-8
PR	ITA	2-3
QF	FRA	0-9
CR5-8	NZL	5-3

NED - Netherlands

No	Name	Date of Birth	Competition Statistics								
			MP	G	PG	GC	YC	RC	SW	SL	
1	Wessel VROON	30 JUN 2000	5	2						1	
2	Mats PEL	21 OCT 1996	5	3							
3	Stivo HOGERLE	18 JUN 1997	5	2					1		2
4	Dylan TOUGH	8 JUN 1994	5	5							
5	Remko van VLIET	16 MAR 1994	5								
6	Tjerk WEBBERS	30 AUG 1995	5	5					2		4
7	Jochem HOGERLE	26 MAY 1993	5	3							
8	Jort PEL	4 MAR 2001	5	2		1					
Coach: Michiel Joannes SCHREURS (NED)											

NED Played		
PR	ITA	1-7
PR	TPE	8-2
PR	ESP	5-6
QF	GER	0-5
CR5-8	USA	8-2

Legend:			
CR5-8	Consolation Round 5-8	G	Goals
MP	Matches Played	No	Shirt Number
QF	Quarter Final	RC	Red Cards
YC	Yellow Cards	GC	Green Cards
		PG	Penalty Goals
		SL	Sprints Lost
		Int'l. M.	International Matches
		PR	Preliminary Round
		SW	Sprints Won

Timing and Results provided by 





Game No.:20

Results

TPE 3 vs 4 NED

1st Period: 2 - 1
2nd Period: 1 - 2
1st Overtime: 0 - 1

Referees: Ezio AMBROSETTI (USA) / Weishuo, Evan KONG (SGP)

TPE - Chinese Taipei

No	Name	G / S	%	PS	%	AS	S	Punishments			TP
								GC	YC	RC	
1	Pin Han HUANG	1/1	100								11:45
2	Jhong-Lin CHAN										2:54
3	Ching Hsien LU	0/3	0				2				27:43
5	Jyun Si SUNG							1			13:30
6	Po-Hsiang CHAN	2/4	50								30:00
7	Shang Yung CHANG	0/4	0								27:39
8	Tzu Hsing CHAO	0/3	0								28:04
10	Rong da CHEN										8:25
Coach:		Shih Fei CHENG									
Total		3/15	20				2	1			

Running Score

TPE - NED

1st Period
HUANG P. 1 : 0
 1 : 1 HOGERLE S.
CHAN P. 2 : 1

2nd Period
CHAN P. 3 : 1
 3 : 2 TOUGH D.
 3 : 3 TOUGH D.


1st Overtime
 3 : 4 WEBBERS T.

NED - Netherlands

No	Name	G / S	%	PS	%	AS	S	Punishments			TP
								GC	YC	RC	
1	Wessel VROON					1					3:33
2	Mats PEL	0/1	0								30:00
3	Stivo HOGERLE	1/3	33								11:08
4	Dylan TOUGH	2/6	33								26:39
5	Remko van VLIET						3				17:15
6	Tjerk WEBBERS	1/2	50								29:24
7	Jochem HOGERLE	0/2	0	0/1	0			1			30:00
8	Jort PEL										2:01
Coach:		Michiel Joannes SCHREURS									
Total		4/14	29	0/1	0	1	3	1			

Team Statistics	CS	%	BS	%	PS	%	FB	%	C	SW
Chinese Taipei	3/10	30	0/5	0					0	2
Netherlands	3/12	25			0/1	0	1/1	100	0	1

Legend:											
%	Efficiency	AS	Assists	BS	Background Shots	C	Corner	CS	Close Shots	FB	Fastbreaks
G/S	Goals/Shots	GC	Green Card	PS	Penalty Shots	RC	Red Card	S	Saves	SW	Sprints Won
YC	Yellow Card										

Timing and Results provided by  TISSOT



Game No.:23

Start List

ESP vs ITA

Referees: Virginie BRACKEZ (FRA) / Weishuo, Evan KONG (SGP)

ESP - Spain

No	Name	Date of Birth	Competition Statistics							
			MP	G	PG	GC	YC	RC	SW	SL
1	Javier AREGO	20 SEP 2000	5	2						
2	Angel GORDO	18 AUG 1986	5	2		1	1			
3	Sergio CORBELLA	19 APR 1995	5	6					2	2
4	Samuel PARDAVILA	4 JUN 2000	5			1				
5	Ivan HOYO	16 OCT 1996	5	1						
7	Alejandro GORDO	2 APR 1990	5	4	1				3	2
9	Alejandro CASAL	4 DEC 1989	5	4						1
10	Alejandro VALLS	22 APR 1995	5	1						
Coach: Americo CATARINO (FRA)										

ESP Played		
PR	TPE	3-3
PR	ITA	3-4
PR	NED	6-5
QF	NZL	4-3
SF	FRA	4-5

ITA - Italy

No	Name	Date of Birth	Competition Statistics							
			MP	G	PG	GC	YC	RC	SW	SL
1	Andrea BERTELLONI	22 AUG 1989	5							
2	Edoardo CORVAIA	28 JUN 1990	5	3	1					
3	Davide NOVARA	9 DEC 1989	5	2		1				
5	Jan Erick HACK	22 FEB 1989	5	2						
6	Andrea ROMANO	19 SEP 1986	5	1						
7	Gianmarco EMANUELE	17 JUN 1991	5	6					8	1
9	Luca BELLINI	12 OCT 1982	5	10		1				
10	Andrea COSTAGLIOLA	3 NOV 1995	5	2						1
Coach: Rodolfo VASTOLA (ITA)										

ITA Played		
PR	NED	7-1
PR	ESP	4-3
PR	TPE	3-2
QF	USA	11-2
SF	GER	1-2

Legend:		
CR5-8	Consolation Round 5-8	
MP	Matches Played	
QF	Quarter Final	
SW	Sprints Won	
G	Goals	
No	Shirt Number	
RC	Red Cards	
YC	Yellow Cards	
GC	Green Cards	
PG	Penalty Goals	
SF	SemiFinal	
Int'l. M.	International Matches	
PR	Preliminary Round	
SL	Sprints Lost	

Timing and Results provided by 





Game No.:23

Results

ESP 4 vs 3 ITA

1st Period: 1 - 1
2nd Period: 3 - 2

Referees: Virginie BRACKEZ (FRA) / Weishuo, Evan KONG (SGP)

ESP - Spain

No	Name	G / S	%	PS	%	AS	S	Punishments			TP	
								GC	YC	RC		
1	Javier AREGO	0/3	0			1	8				15:42	
2	Angel GORDO	0/2	0								17:41	
3	Sergio CORBELLA	1/2	50								13:44	
4	Samuel PARDAVILA										7:43	
5	Ivan HOYO	1/2	50	1/1	100						4:38	
7	Alejandro GORDO	2/2	100								15:05	
9	Alejandro CASAL	0/2	0								18:42	
10	Alejandro VALLS	0/4	0								6:45	
Coach:		Americo CATARINO							1			
Total		4/17	24	1/1	100	1	8	1				

Running Score

ESP - ITA

1st Period	
HOYO I.	1 : 0
	1 : 1 CORVAIA E.
2nd Period	
GORDO A.	2 : 1
CORBELLA S.	3 : 1
	3 : 2 HACK J.
	3 : 3 COSTAGLIOLA A.
GORDO A.	4 : 3

ITA - Italy

No	Name	G / S	%	PS	%	AS	S	Punishments			TP	
								GC	YC	RC		
1	Andrea BERTELLONI	0/2	0								15:41	
2	Edoardo CORVAIA	1/3	33					1	1		10:21	
3	Davide NOVARA	0/4	0			1					13:12	
5	Jan Erick HACK	1/1	100								10:05	
6	Andrea ROMANO						5				13:14	
7	Gianmarco EMANUELE	0/2	0			1					14:24	
9	Luca BELLINI	0/6	0			1		1			16:15	
10	Andrea COSTAGLIOLA	1/1	100								6:48	
Coach:		Rodolfo VASTOLA										
Total		3/19	16			3	5	2	1			

Team Statistics	CS	%	BS	%	PS	%	FB	%	C	SW
Spain	0/12	0	1/2	50	1/1	100	2/2	100	0	2
Italy	3/19	16							0	0

Legend:	% Efficiency	AS Assists	BS Background Shots	C Corner	CS Close Shots	FB Fastbreaks
G/S Goals/Shots	GC Green Card	PS Penalty Shots	RC Red Card	S Saves	SW Sprints Won	
YC Yellow Card						

Timing and Results provided by TISSOT





Game No.:24

Start List

FRA vs GER

Referees: Stephen Jason WATTS (GBR) / Weishuo, Evan KONG (SGP)

FRA - France

No	Name	Date of Birth	Competition Statistics								
			MP	G	PG	GC	YC	RC	SW	SL	
1	Alan LIGNEL	29 AUG 1997	5	2						3	
2	Baptiste COTTA	3 DEC 1993	5	5						6	
3	David LINET	2 NOV 1991	5	5							
4	Antoine le FLOCH DECORCHEMONT	16 MAY 1999	5	5							
5	Patrice BELAT	27 JAN 1990	5	2							
7	Clement KINDIG	17 JUL 1990	5	4		1					1
8	Benoit RICHER	9 JUN 1994	5	5							
9	Christophe BELAT	27 FEB 1991	5	3							

Coach: Thomas BERTHELEMY (FRA) / Thomas BRETENOUX (FRA)

FRA Played		
PR	USA	11-0
PR	GER	3-1
PR	NZL	3-1
QF	TPE	9-0
SF	ESP	5-4


GER - Germany

No	Name	Date of Birth	Competition Statistics								
			MP	G	PG	GC	YC	RC	SW	SL	
1	Julian Oskar PRESCHER	19 MAY 1995	5	2		1					
3	Lennart UNTERFELD	2 MAR 1995	5	2						3	2
4	Tim RIECKE	17 JUN 1999	5	4		1				2	3
5	Jonas GAUSELMANN	10 NOV 1989	5			1					
6	Arne Linus BECKMANN	7 JUN 1999	5	2		1					
7	René KIRCHHOFF	30 JUL 1999	5	7							
8	Jonas VIEREN	2 FEB 1990	5	8							
9	Marco HOPPSTOCK	13 FEB 1992	5	2							

Coach: Bjorn ZIROTZKI (GER)

GER Played		
PR	NZL	5-3
PR	FRA	1-3
PR	USA	14-0
QF	NED	5-0
SF	ITA	2-1

Legend:							
CR5-8	Consolation Round 5-8	G	Goals	GC	Green Cards	Int'l. M.	International Matches
MP	Matches Played	No	Shirt Number	PG	Penalty Goals	PR	Preliminary Round
QF	Quarter Final	RC	Red Cards	SF	SemiFinal	SL	Sprints Lost
SW	Sprints Won	YC	Yellow Cards				

Timing and Results provided by  TISSOT





Game No.:24

Results

FRA 1 vs 6 GER

1st Period: 0 - 1
2nd Period: 1 - 5

Referees: Stephen Jason WATTS (GBR) / Weishuo, Evan KONG (SGP)

FRA - France

No	Name	G / S	%	PS	%	AS	S	Punishments			TP
								GC	YC	RC	
1	Alan LIGNEL	0/1	0								9:46
2	Baptiste COTTA	0/3	0								11:35
3	David LINET	0/5	0			1		1			16:31
4	Antoine le FLOCH DECORCHEMONT	0/1	0								8:00
5	Patrice BELAT	1/3	33				1				12:43
7	Clement KINDIG	0/1	0								10:01
8	Benoit RICHER										13:35
9	Christophe BELAT	0/2	0				1				17:49
Coach:		Thomas BRETENOUX									
Total		1/16	6			1	2	1			

Running Score

FRA - GER

1st Period

0 : 1 KIRCHHOFF R.

2nd Period

0 : 2 KIRCHHOFF R.

0 : 3 UNTERFELD L.

BELAT P. 1 : 3
1 : 4 BECKMANN A.
1 : 5 HOPPSTOCK M.
1 : 6 HOPPSTOCK M.

GER - Germany

No	Name	G / S	%	PS	%	AS	S	Punishments			TP
								GC	YC	RC	
1	Julian Oskar PRESCHER										10:07
3	Lennart UNTERFELD	1/1	100								11:16
4	Tim RIECKE					1					10:15
5	Jonas GAUSELMANN					1					9:17
6	Arne Linus BECKMANN	1/2	50								9:50
7	René KIRCHHOFF	2/4	50				1				17:10
8	Jonas VIEREN	0/2	0			1					17:43
9	Marco HOPPSTOCK	2/2	100								14:22
Coach:		Bjorn ZIROTZKI									
Total		6/11	55			3	1				

Team Statistics	CS	%	BS	%	PS	%	FB	%	C	SW
France	1/16	6							0	1
Germany	4/8	50	0/1	0			2/2	100	0	1

Legend:											
%	Efficiency	AS	Assists	BS	Background Shots	C	Corner	CS	Close Shots	FB	Fastbreaks
G/S	Goals/Shots	GC	Green Card	PS	Penalty Shots	RC	Red Card	S	Saves	SW	Sprints Won
YC	Yellow Card										

Timing and Results provided by 



Game No.:21

Start List

FRA vs ESP

Referees: Maurizio PELLI (ITA) / Weishuo, Evan KONG (SGP)

FRA - France

No	Name	Date of Birth	Competition Statistics							
			MP	G	PG	GC	YC	RC	SW	SL
1	Alan LIGNEL	29 AUG 1997	4	2						3
2	Baptiste COTTA	3 DEC 1993	4	3						5
3	David LINET	2 NOV 1991	4	5						
4	Antoine le FLOCH DECORCHEMONT	16 MAY 1999	4	5						
5	Patrice BELAT	27 JAN 1990	4	1						
7	Clement KINDIG	17 JUL 1990	4	4						
8	Benoit RICHER	9 JUN 1994	4	3						
9	Christophe BELAT	27 FEB 1991	4	3						

Coach: Thomas BERTHELEMY (FRA) / Thomas BRETENOUX (FRA)

FRA Played		
PR	USA	11-0
PR	GER	3-1
PR	NZL	3-1
QF	TPE	9-0


ESP - Spain

No	Name	Date of Birth	Competition Statistics							
			MP	G	PG	GC	YC	RC	SW	SL
1	Javier AREGO	20 SEP 2000	4	1						
2	Angel GORDO	18 AUG 1986	4	2		1	1			
3	Sergio CORBELLA	19 APR 1995	4	5					2	1
4	Samuel PARDAVILA	4 JUN 2000	4			1				
5	Ivan HOYO	16 OCT 1996	4							
7	Alejandro GORDO	2 APR 1990	4	3	1				2	2
9	Alejandro CASAL	4 DEC 1989	4	4						1
10	Alejandro VALLS	22 APR 1995	4	1						

Coach: Americo CATARINO (FRA)

ESP Played		
PR	TPE	3-3
PR	ITA	3-4
PR	NED	6-5
QF	NZL	4-3

Legend:							
CR5-8	Consolation Round 5-8	G	Goals	GC	Green Cards	Int'l. M.	International Matches
MP	Matches Played	No	Shirt Number	PG	Penalty Goals	PR	Preliminary Round
QF	Quarter Final	RC	Red Cards	SL	Sprints Lost	SW	Sprints Won
YC	Yellow Cards						

Timing and Results provided by  TISSOT





Game No.:21

Results

FRA 5 vs 4 ESP

1st Period: 4 - 2
2nd Period: 1 - 2

Referees: Maurizio PELLI (ITA) / Weishuo, Evan KONG (SGP)

FRA - France

No	Name	G / S	%	PS	%	AS	S	Punishments			TP	
								GC	YC	RC		
1	Alan LIGNEL											10:41
2	Baptiste COTTA	2/3	67			1						12:16
3	David LINET	0/2	0			1						12:35
4	Antoine le FLOCH DECORCHEMONT	0/2	0			1						10:50
5	Patrice BELAT	1/2	50									8:33
7	Clement KINDIG						1					11:59
8	Benoit RICHER	2/2	100									16:05
9	Christophe BELAT					1	5					17:01
Coach:		Thomas BRETENOUX										
Total		5/11	45			4	5	1				

Running Score

FRA - ESP

1st Period		
RICHER B.	1	: 0
COTTA B.	2	: 1
COTTA B.	3	: 2
RICHER B.	4	: 2

2nd Period		
BELAT P.	4	: 3
BELAT P.	5	: 3
BELAT P.	5	: 4

ESP - Spain

No	Name	G / S	%	PS	%	AS	S	Punishments			TP	
								GC	YC	RC		
1	Javier AREGO	1/2	50				1					14:41
2	Angel GORDO	0/1	0			1						18:23
3	Sergio CORBELLA	1/1	100									11:09
4	Samuel PARDAVILA	0/1	0									5:14
5	Ivan HOYO	1/1	100									5:28
7	Alejandro GORDO	1/5	20			1						13:43
9	Alejandro CASAL	0/2	0				1					17:54
10	Alejandro VALLS	0/2	0									13:28
Coach:		Americo CATARINO										
Total		4/15	27			2	2					

Team Statistics	CS	%	BS	%	PS	%	FB	%	C	SW
France	4/9	44	1/1	100			0/1	0	0	1
Spain	4/15	27							0	1

Legend:											
%	Efficiency	AS	Assists	BS	Background Shots	C	Corner	CS	Close Shots	FB	Fastbreaks
G/S	Goals/Shots	GC	Green Card	PS	Penalty Shots	RC	Red Card	S	Saves	SW	Sprints Won
YC	Yellow Card										

Timing and Results provided by TISSOT





Game No.:22

Start List

ITA vs GER

Referees: Stephen Jason WATTS (GBR) / Virginie BRACKEZ (FRA)

ITA - Italy

No	Name	Date of Birth	Competition Statistics							
			MP	G	PG	GC	YC	RC	SW	SL
1	Andrea BERTELLONI	22 AUG 1989	4							
2	Edoardo CORVAIA	28 JUN 1990	4	3	1					
3	Davide NOVARA	9 DEC 1989	4	2		1				
5	Jan Erick HACK	22 FEB 1989	4	2						
6	Andrea ROMANO	19 SEP 1986	4							
7	Gianmarco EMANUELE	17 JUN 1991	4	6					6	1
9	Luca BELLINI	12 OCT 1982	4	10						
10	Andrea COSTAGLIOLA	3 NOV 1995	4	2						1
Coach: Rodolfo VASTOLA (ITA)										

ITA Played		
PR	NED	7 - 1
PR	ESP	4 - 3
PR	TPE	3 - 2
QF	USA	11 - 2

GER - Germany

No	Name	Date of Birth	Competition Statistics							
			MP	G	PG	GC	YC	RC	SW	SL
1	Julian Oskar PRESCHER	19 MAY 1995	4	2		1				
3	Lennart UNTERFELD	2 MAR 1995	4	2					3	1
4	Tim RIECKE	17 JUN 1999	4	4		1			2	2
5	Jonas GAUSELMANN	10 NOV 1989	4							
6	Arne Linus BECKMANN	7 JUN 1999	4	2		1				
7	René KIRCHHOFF	30 JUL 1999	4	7						
8	Jonas VIEREN	2 FEB 1990	4	6						
9	Marco HOPPSTOCK	13 FEB 1992	4	2						
Coach: Bjorn ZIROTZKI (GER)										

GER Played		
PR	NZL	5 - 3
PR	FRA	1 - 3
PR	USA	14 - 0
QF	NED	5 - 0

Legend:			
CR5-8	Consolation Round 5-8	G	Goals
MP	Matches Played	No	Shirt Number
QF	Quarter Final	RC	Red Cards
YC	Yellow Cards	GC	Green Cards
		PG	Penalty Goals
		SL	Sprints Lost
		Int'l. M.	International Matches
		PR	Preliminary Round
		SW	Sprints Won

Timing and Results provided by  TISSOT





Game No.:22

Results

ITA 1 vs 2 GER

1st Period: 0 - 0
2nd Period: 1 - 2

Referees: Stephen Jason WATTS (GBR) / Virginie BRACKEZ (FRA)

ITA - Italy

No	Name	G / S	%	PS	%	AS	S	Punishments			TP
								GC	YC	RC	
1	Andrea BERTELLONI	0/3	0								13:46
2	Edoardo CORVAIA	0/1	0				1				9:06
3	Davide NOVARA					1					14:09
5	Jan Erick HACK										9:05
6	Andrea ROMANO	1/1	100				5				13:20
7	Gianmarco EMANUELE	0/2	0				1				16:17
9	Luca BELLINI	0/2	0					1			16:24
10	Andrea COSTAGLIOLA	0/2	0								7:53
Coach:		Rodolfo VASTOLA									
Total		1/11	9			1	7	1			

Running Score

ITA - GER

2nd Period

0 : 1 VIEREN J.
0 : 2 VIEREN J.
ROMANO A. 1 : 2

GER - Germany

No	Name	G / S	%	PS	%	AS	S	Punishments			TP
								GC	YC	RC	
1	Julian Oskar PRESCHER										9:50
3	Lennart UNTERFELD	0/1	0								8:30
4	Tim RIECKE	0/2	0			1					8:34
5	Jonas GAUSELMANN	0/2	0					1			8:43
6	Arne Linus BECKMANN										12:54
7	René KIRCHHOFF	0/2	0				2				19:35
8	Jonas VIEREN	2/6	33								18:52
9	Marco HOPPSTOCK	0/2	0			1					13:02
Coach:		Bjorn ZIROTZKI									
Total		2/15	13			2	2	1			

Team Statistics	CS	%	BS	%	PS	%	FB	%	C	SW
Italy	1/10	10					0/1	0	0	2
Germany	2/15	13							0	0

Legend:

%	Efficiency	AS	Assists	BS	Background Shots	C	Corner	CS	Close Shots	FB	Fastbreaks
G/S	Goals/Shots	GC	Green Card	PS	Penalty Shots	RC	Red Card	S	Saves	SW	Sprints Won
YC	Yellow Card										

Timing and Results provided by TISSOT





Game No.:17

Start List

TPE vs NZL

Referees: Ezio AMBROSETTI (USA) / Maurizio PELLI (ITA)

TPE - Chinese Taipei

No	Name	Date of Birth	Competition Statistics								
			MP	G	PG	GC	YC	RC	SW	SL	
1	Pin Han HUANG	16 APR 1998	4							3	5
2	Jhong-Lin CHAN	14 APR 2002	4								
3	Ching Hsien LU	16 JAN 1979	4	2							
5	Jyun Si SUNG	5 APR 1991	4			1					
6	Po-Hsiang CHAN	27 FEB 2002	4	1							
7	Shang Yung CHANG	21 SEP 1994	4	2							
8	Tzu Hsing CHAO	8 AUG 1995	4	1							
10	Rong da CHEN	19 SEP 1979	4	1							
Coach: Shih Fei CHENG (TPE)											


TPE Played		
PR	ESP	3-3
PR	NED	2-8
PR	ITA	2-3
QF	FRA	0-9

NZL - New Zealand

No	Name	Date of Birth	Competition Statistics								
			MP	G	PG	GC	YC	RC	SW	SL	
1	Alex LOWEN	27 SEP 1991	4	2							
3	Cole HAWKINS	1 JUL 1998	1	1		1					
4	Jason DALZIELL	4 APR 1984	4								
5	Liam BOWDEN	22 APR 1999	4	3		1					
6	Nevan HADLEY	30 NOV 1992	4	6					4	3	
7	Sam HAPETA	23 JAN 1995	4	3	1						
8	Josh VIVIAN	5 DEC 2000	4	1		1					1
10	Phil MASSAROTTO	29 APR 2001	4	1							
Coach: Kyzen MACDONALD (NZL)											

NZL Played		
PR	GER	3-5
PR	USA	10-3
PR	FRA	1-3
QF	ESP	3-4

Legend:							
CR5-8	Consolation Round 5-8	G	Goals	GC	Green Cards	Int'l. M.	International Matches
MP	Matches Played	No	Shirt Number	PG	Penalty Goals	PR	Preliminary Round
QF	Quarter Final	RC	Red Cards	SL	Sprints Lost	SW	Sprints Won
YC	Yellow Cards						

Timing and Results provided by  TISSOT





Game No.:17

Results

TPE 5 vs 3 NZL

1st Period: 2 - 3
2nd Period: 3 - 0

Referees: Ezio AMBROSETTI (USA) / Maurizio PELLI (ITA)

TPE - Chinese Taipei

No	Name	G / S	%	PS	%	AS	S	Punishments			TP
								GC	YC	RC	
1	Pin Han HUANG										5:08
2	Jhong-Lin CHAN										4:02
3	Ching Hsien LU	1/1	100			1	3				16:46
5	Jyun Si SUNG	0/1	0				1				11:25
6	Po-Hsiang CHAN	1/2	50			1					20:00
7	Shang Yung CHANG	0/3	0								20:00
8	Tzu Hsing CHAO	2/3	67			1					17:26
10	Rong da CHEN	1/1	100								5:13
Coach:		Shih Fei CHENG									
Total		5/11	45			3	4				

Running Score

TPE - NZL

1st Period	
0	1
CHAO T.	1 : 1
CHAN P.	2 : 1
2	2
2	3
LOWEN A.	
HAPETA S.	
BOWDEN L.	


2nd Period	
CHEN R.	3 : 3
LU C.	4 : 3
CHAO T.	5 : 3

NZL - New Zealand

No	Name	G / S	%	PS	%	AS	S	Punishments			TP
								GC	YC	RC	
1	Alex LOWEN	1/2	50								14:12
3	Cole HAWKINS	0/3	0			1					16:15
5	Liam BOWDEN	1/3	33				2				17:26
6	Nevan HADLEY	0/1	0								14:46
7	Sam HAPETA	1/7	14			1					16:59
8	Josh VIVIAN	0/1	0			1					9:54
10	Phil MASSAROTTO										10:28
Coach:		Kyzren MACDONALD									
Total		3/17	18			3	2				

Team Statistics	CS	%	BS	%	PS	%	FB	%	C	SW
Chinese Taipei	1/7	14	2/2	100			2/2	100	0	2
New Zealand	3/16	19	0/1	0					0	0

Legend:											
%	Efficiency	AS	Assists	BS	Background Shots	C	Corner	CS	Close Shots	FB	Fastbreaks
G/S	Goals/Shots	GC	Green Card	PS	Penalty Shots	RC	Red Card	S	Saves	SW	Sprints Won
YC	Yellow Card										

Timing and Results provided by 





Game No.:18

Start List

USA vs NED

Referees: Elan WINTER (GBR) / Ivan FERNANDEZ CANALEJAS (ESP)

USA - United States of America

No	Name	Date of Birth	Competition Statistics							
			MP	G	PG	GC	YC	RC	SW	SL
1	Andrew IRVINE	3 APR 1980	4							
2	Gavin HU	28 JAN 1988	4							1
3	Marcos FOURQUET	17 MAY 2001	4	3						
4	Divan BARNARD	5 MAY 1983	4	1						1
5	Sam REIFSNYDER	3 APR 1990	4	1		1				5
6	Peter HARGREAVES	5 SEP 1986	4			1				1
9	Sasha IZMAILOV	19 JUN 1983	4							
10	Adam HUGO	17 APR 1997	4			1				
Coach: Mark POINDEXTER (USA)										


USA Played		
PR	FRA	0 - 11
PR	NZL	3 - 10
PR	GER	0 - 14
QF	ITA	2 - 11

NED - Netherlands

No	Name	Date of Birth	Competition Statistics							
			MP	G	PG	GC	YC	RC	SW	SL
1	Wessel VROON	30 JUN 2000	4							
2	Mats PEL	21 OCT 1996	4	1						
3	Stivo HOGERLE	18 JUN 1997	4	1						2
4	Dylan TOUGH	8 JUN 1994	4	3						
5	Remko van VLIET	16 MAR 1994	4							
6	Tjerk WEBBERS	30 AUG 1995	4	5					2	4
7	Jochem HOGERLE	26 MAY 1993	4	3						
8	Jort PEL	4 MAR 2001	4	1		1				
Coach: Michiel Joannes SCHREURS (NED)										

NED Played		
PR	ITA	1 - 7
PR	TPE	8 - 2
PR	ESP	5 - 6
QF	GER	0 - 5

Legend:			
CR5-8	Consolation Round 5-8	G	Goals
MP	Matches Played	No	Shirt Number
QF	Quarter Final	RC	Red Cards
YC	Yellow Cards	GC	Green Cards
		PG	Penalty Goals
		SL	Sprints Lost
		Int'l. M.	International Matches
		PR	Preliminary Round
		SW	Sprints Won

Timing and Results provided by 





Game No.:18

Results

USA 2 vs 8 NED

1st Period: 1 - 4
2nd Period: 1 - 4

Referees: Elan WINTER (GBR) / Ivan FERNANDEZ CANALEJAS (ESP)

USA - United States of America

No	Name	G / S	%	PS	%	AS	S	Punishments			TP	
								GC	YC	RC		
1	Andrew IRVINE											4:51
2	Gavin HU											4:56
3	Marcos FOURQUET	0/1	0									14:01
4	Divan BARNARD											11:59
5	Sam REIFSNYDER	2/6	33					1				16:58
6	Peter HARGREAVES	0/2	0									17:41
9	Sasha IZMAILOV	0/4	0			2	2					20:00
10	Adam HUGO	0/1	0									9:34
Coach:		Mark POINDEXTER										
Total		2/14	14			2	2	1				

Running Score

USA - NED

1st Period	
0	: 1 TOUGH D.
0	: 2 TOUGH D.
0	: 3 PEL M.
1	: 3 REIFSNYDER S.
1	: 4 PEL J.
2nd Period	
1	: 5 HOGERLE S.
2	: 5 REIFSNYDER S.
2	: 6 PEL M.
2	: 7 VROON W.
2	: 8 VROON W.

NED - Netherlands

No	Name	G / S	%	PS	%	AS	S	Punishments			TP	
								GC	YC	RC		
1	Wessel VROON	2/2	100									15:36
2	Mats PEL	2/4	50			1						9:11
3	Stivo HOGERLE	1/3	33									13:27
4	Dylan TOUGH	2/2	100			1						10:53
5	Remko van VLIET						1					16:19
6	Tjerk WEBBERS	0/1	0			2						11:40
7	Jochem HOGERLE					2						9:29
8	Jort PEL	1/2	50									13:25
Coach:		Michiel Joannes SCHREURS										
Total		8/14	57			6	1					

Team Statistics	CS	%	BS	%	PS	%	FB	%	C	SW
United States of America	2/12	17	0/2	0					0	0
Netherlands	6/11	55					2/3	67	0	2

Legend:											
%	Efficiency	AS	Assists	BS	Background Shots	C	Corner	CS	Close Shots	FB	Fastbreaks
G/S	Goals/Shots	GC	Green Card	PS	Penalty Shots	RC	Red Card	S	Saves	SW	Sprints Won
YC	Yellow Card										

Timing and Results provided by TISSOT





Game No.:13

Start List

FRA vs TPE

Referees: Weishuo, Evan KONG (SGP) / Ezio AMBROSETTI (USA)

FRA - France

No	Name	Date of Birth	Competition Statistics								
			MP	G	PG	GC	YC	RC	SW	SL	
1	Alan LIGNEL	29 AUG 1997	3	1						2	
2	Baptiste COTTA	3 DEC 1993	3	3						4	
3	David LINET	2 NOV 1991	3	3							
4	Antoine le FLOCH DECORCHEMONT	16 MAY 1999	3	3							
5	Patrice BELAT	27 JAN 1990	3	1							
7	Clement KINDIG	17 JUL 1990	3	2							
8	Benoit RICHER	9 JUN 1994	3	1							
9	Christophe BELAT	27 FEB 1991	3	3							

Coach: Thomas BERTHELEMY (FRA) / Thomas BRETENOUX (FRA)

FRA Played		
PR	USA	11-0
PR	GER	3-1
PR	NZL	3-1


TPE - Chinese Taipei

No	Name	Date of Birth	Competition Statistics								
			MP	G	PG	GC	YC	RC	SW	SL	
1	Pin Han HUANG	16 APR 1998	3							3	3
2	Jhong-Lin CHAN	14 APR 2002	3								
3	Ching Hsien LU	16 JAN 1979	3	2							
5	Jyun Si SUNG	5 APR 1991	3			1					
6	Po-Hsiang CHAN	27 FEB 2002	3	1							
7	Shang Yung CHANG	21 SEP 1994	3	2							
8	Tzu Hsing CHAO	8 AUG 1995	3	1							
10	Rong da CHEN	19 SEP 1979	3	1							

Coach: Shih Fei CHENG (TPE)

TPE Played		
PR	ESP	3-3
PR	NED	2-8
PR	ITA	2-3

Legend:		
CR5-8	Consolation Round 5-8	
MP	Matches Played	G Goals
RC	Red Cards	No Shirt Number
		SL Sprints Lost
		GC Green Cards
		PG Penalty Goals
		SW Sprints Won
		Int'l. M. International Matches
		PR Preliminary Round
		YC Yellow Cards

Timing and Results provided by  TISSOT





Game No.:13

Results

FRA 9 vs 0 TPE

1st Period: 5 - 0
2nd Period: 4 - 0

Referees: Weishuo, Evan KONG (SGP) / Ezio AMBROSETTI (USA)

FRA - France

No	Name	G / S	%	PS	%	AS	S	Punishments			TP
								GC	YC	RC	
1	Alan LIGNEL	1/2	50			1					9:45
2	Baptiste COTTA	0/1	0								11:10
3	David LINET	2/3	67			1					14:18
4	Antoine le FLOCH DECORCHEMONT	2/2	100			1					13:43
5	Patrice BELAT										9:47
7	Clement KINDIG	2/2	100			1					10:13
8	Benoit RICHER	2/2	100								12:04
9	Christophe BELAT	0/1	0			1	2				19:00
Coach:		Thomas BRETENOUX									
Total		9/13	69			5	2				

Running Score

FRA - TPE

1st Period

LINET D.	1	: 0
RICHER B.	2	: 0
KINDIG C.	3	: 0
LIGNEL A.	4	: 0
LE FLOCH DECORCHEMONT A.	5	: 0

2nd Period


KINDIG C.	6	: 0
RICHER B.	7	: 0
LE FLOCH DECORCHEMONT A.	8	: 0
LINET D.	9	: 0

TPE - Chinese Taipei

No	Name	G / S	%	PS	%	AS	S	Punishments			TP
								GC	YC	RC	
1	Pin Han HUANG										9:28
2	Jhong-Lin CHAN						1				12:23
3	Ching Hsien LU	0/5	0								10:19
5	Jyun Si SUNG	0/2	0								13:55
6	Po-Hsiang CHAN	0/3	0								13:53
7	Shang Yung CHANG	0/1	0								18:13
8	Tzu Hsing CHAO	0/2	0								16:15
10	Rong da CHEN	0/1	0								5:34
Coach:		Shih Fei CHENG									
Total		0/14	0				1				

Team Statistics	CS	%	BS	%	PS	%	FB	%	C	SW
France	6/10	60					3/3	100	0	2
Chinese Taipei	0/14	0							0	0

Legend:											
%	Efficiency	AS	Assists	BS	Background Shots	C	Corner	CS	Close Shots	FB	Fastbreaks
G/S	Goals/Shots	GC	Green Card	PS	Penalty Shots	RC	Red Card	S	Saves	SW	Sprints Won
YC	Yellow Card										

Timing and Results provided by  TISSOT





Game No.:14

Start List

ITA vs USA

Referees: Marta BUGAJ (POL) / Stephen Jason WATTS (GBR)

ITA - Italy

No	Name	Date of Birth	Competition Statistics							
			MP	G	PG	GC	YC	RC	SW	SL
1	Andrea BERTELLONI	22 AUG 1989	3							
2	Edoardo CORVAIA	28 JUN 1990	3	2	1					
3	Davide NOVARA	9 DEC 1989	3	1		1				
5	Jan Erick HACK	22 FEB 1989	3	1						
6	Andrea ROMANO	19 SEP 1986	3							
7	Gianmarco EMANUELE	17 JUN 1991	3	3					4	1
9	Luca BELLINI	12 OCT 1982	3	6						
10	Andrea COSTAGLIOLA	3 NOV 1995	3	1						1
Coach: Rodolfo VASTOLA (ITA)										

ITA Played		
PR	NED	7 - 1
PR	ESP	4 - 3
PR	TPE	3 - 2


USA - United States of America

No	Name	Date of Birth	Competition Statistics							
			MP	G	PG	GC	YC	RC	SW	SL
1	Andrew IRVINE	3 APR 1980	3							
2	Gavin HU	28 JAN 1988	3							1
3	Marcos FOURQUET	17 MAY 2001	3	2						
4	Divan BARNARD	5 MAY 1983	3							1
5	Sam REIFSNYDER	3 APR 1990	3	1		1				3
6	Peter HARGREAVES	5 SEP 1986	3			1				1
9	Sasha IZMAILOV	19 JUN 1983	3							
10	Adam HUGO	17 APR 1997	3			1				
Coach: Mark POINDEXTER (USA)										

USA Played		
PR	FRA	0 - 11
PR	NZL	3 - 10
PR	GER	0 - 14

Legend:

CR5-8	Consolation Round 5-8	G	Goals	GC	Green Cards	Int'l. M.	International Matches
MP	Matches Played	No	Shirt Number	PG	Penalty Goals	PR	Preliminary Round
RC	Red Cards	SL	Sprints Lost	SW	Sprints Won	YC	Yellow Cards

Timing and Results provided by  TISSOT





Game No.:14

Results

ITA 11 vs 2 USA

1st Period: 5 - 0
2nd Period: 6 - 2

Referees: Marta BUGAJ (POL) / Stephen Jason WATTS (GBR)

ITA - Italy

No	Name	G / S	%	PS	%	AS	S	Punishments			TP	
								GC	YC	RC		
1	Andrea BERTELLONI					1						9:24
2	Edoardo CORVAIA	1/2	50			2						9:23
3	Davide NOVARA	1/2	50									10:39
5	Jan Erick HACK	1/3	33			2						12:24
6	Andrea ROMANO						2					16:30
7	Gianmarco EMANUELE	3/4	75			1						15:30
9	Luca BELLINI	4/6	67			2						17:20
10	Andrea COSTAGLIOLA	1/2	50			2						8:50
Coach:		Rodolfo VASTOLA										
Total		11/19	58			10	2					

Running Score

ITA - USA

1st Period

EMANUELE G.	1	: 0
COSTAGLIOLA A.	2	: 0
BELLINI L.	3	: 0
EMANUELE G.	4	: 0
CORVAIA E.	5	: 0

2nd Period

BELLINI L.	6	: 0
BELLINI L.	7	: 0
NOVARA D.	8	: 0
	8	: 1
BELLINI L.	9	: 1
	9	: 2
EMANUELE G.	10	: 2
HACK J.	11	: 2


USA - United States of America

No	Name	G / S	%	PS	%	AS	S	Punishments			TP	
								GC	YC	RC		
1	Andrew IRVINE											3:30
2	Gavin HU	0/1	0									5:13
3	Marcos FOURQUET	1/3	33			1						13:24
4	Divan BARNARD	1/2	50									13:47
5	Sam REIFSNYDER	0/6	0				1					17:38
6	Peter HARGREAVES											16:37
9	Sasha IZMAILOV	0/3	0				2					20:00
10	Adam HUGO	0/1	0									9:51
Coach:		Mark POINDEXTER										
Total		2/16	13			1	3					

Team Statistics	CS	%	BS	%	PS	%	FB	%	C	SW
Italy	7/14	50	0/1	0			4/4	100	0	2
United States of America	0/11	0	0/3	0			2/2	100	0	0

Legend:

%	Efficiency	AS	Assists	BS	Background Shots	C	Corner	CS	Close Shots	FB	Fastbreaks
G/S	Goals/Shots	GC	Green Card	PS	Penalty Shots	RC	Red Card	S	Saves	SW	Sprints Won
YC	Yellow Card										

Timing and Results provided by  TISSOT



Game No.:15

Start List

GER vs NED

Referees: Elan WINTER (GBR) / Maurizio PELLI (ITA)

GER - Germany

No	Name	Date of Birth	Competition Statistics							
			MP	G	PG	GC	YC	RC	SW	SL
1	Julian Oskar PRESCHER	19 MAY 1995	3	2						
3	Lennart UNTERFELD	2 MAR 1995	3	2					2	1
4	Tim RIECKE	17 JUN 1999	3	4					1	2
5	Jonas GAUSELMANN	10 NOV 1989	3							
6	Arne Linus BECKMANN	7 JUN 1999	3	2		1				
7	René KIRCHHOFF	30 JUL 1999	3	4						
8	Jonas VIEREN	2 FEB 1990	3	5						
9	Marco HOPPSTOCK	13 FEB 1992	3	1						
Coach: Bjorn ZIROTZKI (GER)										

GER Played		
PR	NZL	5-3
PR	FRA	1-3
PR	USA	14-0

NED - Netherlands

No	Name	Date of Birth	Competition Statistics							
			MP	G	PG	GC	YC	RC	SW	SL
1	Wessel VROON	30 JUN 2000	3							
2	Mats PEL	21 OCT 1996	3	1						
3	Stivo HOGERLE	18 JUN 1997	3	1						2
4	Dylan TOUGH	8 JUN 1994	3	3						
5	Remko van VLIET	16 MAR 1994	3							
6	Tjerk WEBBERS	30 AUG 1995	3	5					2	2
7	Jochem HOGERLE	26 MAY 1993	3	3						
8	Jort PEL	4 MAR 2001	3	1		1				
Coach: Michiel Joannes SCHREURS (NED)										

NED Played		
PR	ITA	1-7
PR	TPE	8-2
PR	ESP	5-6

Legend:

CR5-8	Consolation Round 5-8	G	Goals	GC	Green Cards	Int'l. M.	International Matches
MP	Matches Played	No	Shirt Number	PG	Penalty Goals	PR	Preliminary Round
RC	Red Cards	SL	Sprints Lost	SW	Sprints Won	YC	Yellow Cards

Timing and Results provided by  TISSOT



Game No.:15

Results

GER 5 vs 0 NED

1st Period: 2 - 0
2nd Period: 3 - 0

Referees: Elan WINTER (GBR) / Maurizio PELLI (ITA)

GER - Germany

No	Name	G / S	%	PS	%	AS	S	Punishments			TP
								GC	YC	RC	
1	Julian Oskar PRESCHER							1			14:41
3	Lennart UNTERFELD	0/1	0			1					16:01
4	Tim RIECKE	0/1	0					1			12:39
5	Jonas GAUSELMANN										6:36
6	Arne Linus BECKMANN	0/2	0								6:06
7	René KIRCHHOFF	3/4	75				4				16:19
8	Jonas VIEREN	1/3	33			2					13:37
9	Marco HOPPSTOCK	1/2	50								14:01
Coach:		Bjorn ZIROTZKI									
Total		5/13	38			3	4	2			

Running Score

GER - NED

1st Period

KIRCHHOFF R. 1 : 0
KIRCHHOFF R. 2 : 0

2nd Period

HOPPSTOCK M. 3 : 0
KIRCHHOFF R. 4 : 0
VIEREN J. 5 : 0

NED - Netherlands

No	Name	G / S	%	PS	%	AS	S	Punishments			TP
								GC	YC	RC	
1	Wessel VROON										3:27
2	Mats PEL	0/3	0				1				20:00
3	Stivo HOGERLE						1				10:17
4	Dylan TOUGH	0/4	0								14:19
5	Remko van VLIET	0/1	0				2				8:58
6	Tjerk WEBBERS	0/2	0								17:18
7	Jochem HOGERLE	0/4	0								17:53
8	Jort PEL	0/2	0								7:48
Coach:		Michiel Joannes SCHREURS									
Total		0/16	0				4				

Team Statistics	CS	%	BS	%	PS	%	FB	%	C	SW
Germany	5/12	42	0/1	0					0	2
Netherlands	0/16	0							0	0

Legend:

%	Efficiency	AS	Assists	BS	Background Shots	C	Corner	CS	Close Shots	FB	Fastbreaks
G/S	Goals/Shots	GC	Green Card	PS	Penalty Shots	RC	Red Card	S	Saves	SW	Sprints Won
YC	Yellow Card										

Timing and Results provided by  TISSOT



Game No.:16

Start List

ESP vs NZL

Referees: Stephen Jason WATTS (GBR) / Virginie BRACKEZ (FRA)

ESP - Spain

No	Name	Date of Birth	Competition Statistics							
			MP	G	PG	GC	YC	RC	SW	SL
1	Javier AREGO	20 SEP 2000	3							
2	Angel GORDO	18 AUG 1986	3	1						
3	Sergio CORBELLA	19 APR 1995	3	4					1	1
4	Samuel PARDAVILA	4 JUN 2000	3							
5	Ivan HOYO	16 OCT 1996	3							
7	Alejandro GORDO	2 APR 1990	3	3	1				2	2
9	Alejandro CASAL	4 DEC 1989	3	3						
10	Alejandro VALLS	22 APR 1995	3	1						
Coach: Americo CATARINO (FRA)										


ESP Played		
PR	TPE	3-3
PR	ITA	3-4
PR	NED	6-5

NZL - New Zealand

No	Name	Date of Birth	Competition Statistics							
			MP	G	PG	GC	YC	RC	SW	SL
1	Alex LOWEN	27 SEP 1991	3	2						
3	Cole HAWKINS	1 JUL 1998								
4	Jason DALZIELL	4 APR 1984	3							
5	Liam BOWDEN	22 APR 1999	3	2		1				
6	Nevan HADLEY	30 NOV 1992	3	6					3	3
7	Sam HAPETA	23 JAN 1995	3	2						
8	Josh VIVIAN	5 DEC 2000	3	1		1				
10	Phil MASSAROTTO	29 APR 2001	3	1						
Coach: Kyzen MACDONALD (NZL)										

NZL Played		
PR	GER	3-5
PR	USA	10-3
PR	FRA	1-3

Legend:		
CR5-8	Consolation Round 5-8	
MP	Matches Played	G Goals
RC	Red Cards	No Shirt Number
		SL Sprints Lost
		GC Green Cards
		PG Penalty Goals
		SW Sprints Won
		Int'l. M. International Matches
		PR Preliminary Round
		YC Yellow Cards

Timing and Results provided by  TISSOT





Game No.:16

Results

ESP 4 vs 3 NZL

1st Period: 0 - 1
2nd Period: 3 - 2
1st Overtime: 1 - 0

Referees: Stephen Jason WATTS (GBR) / Virginie BRACKEZ (FRA)

ESP - Spain

No	Name	G / S	%	PS	%	AS	S	Punishments			TP
								GC	YC	RC	
1	Javier AREGO	1/1	100				3				20:49
2	Angel GORDO	1/2	50			2		1	1		21:50
3	Sergio CORBELLA	1/4	25								22:53
4	Samuel PARDAVILA							1			9:49
5	Ivan HOYO	0/3	0								12:08
7	Alejandro GORDO	0/2	0			1					5:31
9	Alejandro CASAL	1/5	20								22:33
10	Alejandro VALLS	0/1	0								9:27
Coach:		Americo CATARINO									
Total		4/18	22			3	3	2	1		

Running Score

ESP - NZL

1st Period

0 : 1 HAPETA S.

2nd Period

AREGO J. 1 : 1
CORBELLA S. 2 : 1
2 : 2 HAWKINS C.
2 : 3 BOWDEN L.
CASAL A. 3 : 3

1st Overtime

GORDO A. 4 : 3

NZL - New Zealand

No	Name	G / S	%	PS	%	AS	S	Punishments			TP
								GC	YC	RC	
1	Alex LOWEN					1					20:55
3	Cole HAWKINS	1/1	100					1			18:29
4	Jason DALZIELL										
5	Liam BOWDEN	1/3	33			1	2				25:00
6	Nevan HADLEY	0/4	0								21:58
7	Sam HAPETA	1/2	50	1/1	100						18:48
8	Josh VIVIAN	0/1	0								12:23
10	Phil MASSAROTTO	0/1	0								7:27
Coach:		Kyzen MACDONALD									
Total		3/12	25	1/1	100	2	2	1			

Team Statistics	CS	%	BS	%	PS	%	FB	%	C	SW
Spain	3/15	20	0/1	0			1/2	50	0	1
New Zealand	2/10	20	0/1	0	1/1	100			0	1

Legend:											
%	Efficiency	AS	Assists	BS	Background Shots	C	Corner	CS	Close Shots	FB	Fastbreaks
G/S	Goals/Shots	GC	Green Card	PS	Penalty Shots	RC	Red Card	S	Saves	SW	Sprints Won
YC	Yellow Card										

Timing and Results provided by 



Game No.:3

Start List

ITA vs NED

Referees: Virginie BRACKEZ (FRA) / Stephen Jason WATTS (GBR)

ITA - Italy

No	Name	Date of Birth	Competition Statistics							
			MP	G	PG	GC	YC	RC	SW	SL
1	Andrea BERTELLONI	22 AUG 1989								
2	Edoardo CORVAIA	28 JUN 1990								
3	Davide NOVARA	9 DEC 1989								
5	Jan Erick HACK	22 FEB 1989								
6	Andrea ROMANO	19 SEP 1986								
7	Gianmarco EMANUELE	17 JUN 1991								
9	Luca BELLINI	12 OCT 1982								
10	Andrea COSTAGLIOLA	3 NOV 1995								
Coach:		Rodolfo VASTOLA (ITA)								

ITA Played		
PR	NED	14 JUL
PR	ESP	15 JUL
PR	TPE	15 JUL

NED - Netherlands

No	Name	Date of Birth	Competition Statistics							
			MP	G	PG	GC	YC	RC	SW	SL
1	Wessel VROON	30 JUN 2000								
2	Mats PEL	21 OCT 1996								
3	Stivo HOGERLE	18 JUN 1997								
4	Dylan TOUGH	8 JUN 1994								
5	Remko van VLIET	16 MAR 1994								
6	Tjerk WEBBERS	30 AUG 1995								
7	Jochem HOGERLE	26 MAY 1993								
8	Jort PEL	4 MAR 2001								
Coach:		Michiel Joannes SCHREURS (NED)								

NED Played		
PR	ITA	14 JUL
PR	TPE	15 JUL
PR	ESP	15 JUL

Legend:		
CR5-8	Consolation Round 5-8	
MP	Matches Played	G Goals
RC	Red Cards	No Shirt Number
		SL Sprints Lost
		GC Green Cards
		PG Penalty Goals
		SW Sprints Won
		Int'l. M. International Matches
		PR Preliminary Round
		YC Yellow Cards

Timing and Results provided by 





Game No.:3

Results

ITA 7 vs 1 NED

1st Period: 3 - 0
2nd Period: 4 - 1

Referees: Virginie BRACKEZ (FRA) / Stephen Jason WATTS (GBR)

ITA - Italy

No	Name	G / S	%	PS	%	AS	S	Punishments			TP	
								GC	YC	RC		
1	Andrea BERTELLONI											13:31
2	Edoardo CORVAIA	1/2	50	1/1	100							9:06
3	Davide NOVARA	1/3	33									12:34
5	Jan Erick HACK					1						10:55
6	Andrea ROMANO						3					16:43
7	Gianmarco EMANUELE	1/2	50									15:25
9	Luca BELLINI	3/6	50									16:22
10	Andrea COSTAGLIOLA	1/1	100									5:24
Coach:		Rodolfo VASTOLA										
Total		7/14	50	1/1	100	1	3					

Running Score

ITA - NED

1st Period
BELLINI L. 1 : 0
NOVARA D. 2 : 0
BELLINI L. 3 : 0


2nd Period
COSTAGLIOLA A. 4 : 0
4 : 1 HOGERLE J.
EMANUELE G. 5 : 1
BELLINI L. 6 : 1
CORVAIA E. 7 : 1

NED - Netherlands

No	Name	G / S	%	PS	%	AS	S	Punishments			TP	
								GC	YC	RC		
1	Wessel VROON	0/1	0									10:14
2	Mats PEL	0/3	0									16:55
3	Stivo HOGERLE	0/2	0									7:40
4	Dylan TOUGH	0/3	0			1						20:00
5	Remko van VLIET						2					8:31
6	Tjerk WEBBERS	0/2	0									12:05
7	Jochem HOGERLE	1/5	20									13:53
8	Jort PEL	0/2	0					1				10:42
Coach:		Michiel Joannes SCHREURS										
Total		1/18	6			1	2	1				

Team Statistics	CS	%	BS	%	PS	%	FB	%	C	SW
Italy	3/8	38	1/2	50	1/1	100	2/3	67	0	2
Netherlands	1/16	6	0/2	0					0	0

Legend:											
%	Efficiency	AS	Assists	BS	Background Shots	C	Corner	CS	Close Shots	FB	Fastbreaks
G/S	Goals/Shots	GC	Green Card	PS	Penalty Shots	RC	Red Card	S	Saves	SW	Sprints Won
YC	Yellow Card										

Timing and Results provided by  TISSOT



Game No.:4

Start List

ESP vs TPE

Referees: Weishuo, Evan KONG (SGP) / Ezio AMBROSETTI (USA)

ESP - Spain

No	Name	Date of Birth	Competition Statistics							
			MP	G	PG	GC	YC	RC	SW	SL
1	Javier AREGO	20 SEP 2000								
2	Angel GORDO	18 AUG 1986								
3	Sergio CORBELLA	19 APR 1995								
4	Samuel PARDAVILA	4 JUN 2000								
5	Ivan HOYO	16 OCT 1996								
7	Alejandro GORDO	2 APR 1990								
9	Alejandro CASAL	4 DEC 1989								
10	Alejandro VALLS	22 APR 1995								
Coach: Americo CATARINO (FRA)										


ESP Played		
PR	TPE	14 JUL
PR	ITA	15 JUL
PR	NED	15 JUL

TPE - Chinese Taipei

No	Name	Date of Birth	Competition Statistics							
			MP	G	PG	GC	YC	RC	SW	SL
1	Pin Han HUANG	16 APR 1998								
2	Jhong-Lin CHAN	14 APR 2002								
3	Ching Hsien LU	16 JAN 1979								
5	Jyun Si SUNG	5 APR 1991								
6	Po-Hsiang CHAN	27 FEB 2002								
7	Shang Yung CHANG	21 SEP 1994								
8	Tzu Hsing CHAO	8 AUG 1995								
10	Rong da CHEN	19 SEP 1979								
Coach: Shih Fei CHENG (TPE)										

TPE Played		
PR	ESP	14 JUL
PR	NED	15 JUL
PR	ITA	15 JUL

Legend:		
CR5-8	Consolation Round 5-8	
MP	Matches Played	G Goals
RC	Red Cards	No Shirt Number
		SL Sprints Lost
		GC Green Cards
		PG Penalty Goals
		SW Sprints Won
		Int'l. M. International Matches
		PR Preliminary Round
		YC Yellow Cards

Timing and Results provided by 





Game No.:4

Results

ESP 3 vs 3 TPE

1st Period: 1 - 0
2nd Period: 2 - 3

Referees: Weishuo, Evan KONG (SGP) / Ezio AMBROSETTI (USA)

ESP - Spain

No	Name	G / S	%	PS	%	AS	S	Punishments			TP
								GC	YC	RC	
1	Javier AREGO	0/2	0				9				16:49
2	Angel GORDO	0/2	0				1				16:03
3	Sergio CORBELLA	0/2	0								10:52
4	Samuel PARDAVILA										7:52
5	Ivan HOYO										13:20
7	Alejandro GORDO	1/4	25	1/1	100						11:02
9	Alejandro CASAL	1/1	100								14:24
10	Alejandro VALLS	1/1	100								9:38
Coach:		Americo CATARINO									
Total		3/12	25	1/1	100		10				

Running Score

ESP - TPE


1st Period	
CASAL A.	1 : 0
2nd Period	
GORDO A.	2 : 0
	2 : 1 CHEN R.
	2 : 2 CHAO T.
VALLS A.	3 : 2
	3 : 3 CHANG S.

TPE - Chinese Taipei

No	Name	G / S	%	PS	%	AS	S	Punishments			TP
								GC	YC	RC	
1	Pin Han HUANG										3:35
2	Jhong-Lin CHAN	0/3	0								12:05
3	Ching Hsien LU	0/6	0				2				15:07
5	Jyun Si SUNG	0/1	0					1			12:55
6	Po-Hsiang CHAN	0/1	0								20:00
7	Shang Yung CHANG	1/4	25								19:39
8	Tzu Hsing CHAO	1/2	50								12:22
10	Rong da CHEN	1/1	100								4:17
Coach:		Shih Fei CHENG									
Total		3/18	17				2	1			

Team Statistics	CS	%	BS	%	PS	%	FB	%	C	SW
Spain	2/9	22	0/2	0	1/1	100			0	1
Chinese Taipei	3/16	19	0/2	0					0	1

Legend:											
%	Efficiency	AS	Assists	BS	Background Shots	C	Corner	CS	Close Shots	FB	Fastbreaks
G/S	Goals/Shots	GC	Green Card	PS	Penalty Shots	RC	Red Card	S	Saves	SW	Sprints Won
YC	Yellow Card										

Timing and Results provided by  TISSOT





Game No.:7

Start List

ITA vs ESP

Referees: Weishuo, Evan KONG (SGP) / Virginie BRACKEZ (FRA)

ITA - Italy

No	Name	Date of Birth	Competition Statistics							
			MP	G	PG	GC	YC	RC	SW	SL
1	Andrea BERTELLONI	22 AUG 1989	1							
2	Edoardo CORVAIA	28 JUN 1990	1	1	1					
3	Davide NOVARA	9 DEC 1989	1	1						
5	Jan Erick HACK	22 FEB 1989	1							
6	Andrea ROMANO	19 SEP 1986	1							
7	Gianmarco EMANUELE	17 JUN 1991	1	1					2	
9	Luca BELLINI	12 OCT 1982	1	3						
10	Andrea COSTAGLIOLA	3 NOV 1995	1	1						
Coach: Rodolfo VASTOLA (ITA)										

ITA Played		
PR	NED	7 - 1
PR	ESP	15 JUL
PR	TPE	15 JUL

ESP - Spain

No	Name	Date of Birth	Competition Statistics							
			MP	G	PG	GC	YC	RC	SW	SL
1	Javier AREGO	20 SEP 2000	1							
2	Angel GORDO	18 AUG 1986	1							
3	Sergio CORBELLA	19 APR 1995	1							
4	Samuel PARDAVILA	4 JUN 2000	1							
5	Ivan HOYO	16 OCT 1996	1							
7	Alejandro GORDO	2 APR 1990	1	1	1				1	1
9	Alejandro CASAL	4 DEC 1989	1	1						
10	Alejandro VALLS	22 APR 1995	1	1						
Coach: Americo CATARINO (FRA)										

ESP Played		
PR	TPE	3 - 3
PR	ITA	15 JUL
PR	NED	15 JUL

Legend:		
CR5-8	Consolation Round 5-8	
MP	Matches Played	G Goals
RC	Red Cards	No Shirt Number
		SL Sprints Lost
		GC Green Cards
		PG Penalty Goals
		SW Sprints Won
		Int'l. M. International Matches
		PR Preliminary Round
		YC Yellow Cards

Timing and Results provided by 





Game No.:7

Results

ITA 4 vs 3 ESP

1st Period: 2 - 2
2nd Period: 2 - 1

Referees: Weishuo, Evan KONG (SGP) / Virginie BRACKEZ (FRA)

ITA - Italy

No	Name	G / S	%	PS	%	AS	S	Punishments			TP
								GC	YC	RC	
1	Andrea BERTELLONI	0/1	0			1					11:44
2	Edoardo CORVAIA	1/2	50								10:10
3	Davide NOVARA	0/2	0					1			14:26
5	Jan Erick HACK	0/2	0			1					9:37
6	Andrea ROMANO	0/2	0			1					14:36
7	Gianmarco EMANUELE	2/4	50								13:53
9	Luca BELLINI	1/3	33								18:32
10	Andrea COSTAGLIOLA	0/1	0			1					7:02
Coach:		Rodolfo VASTOLA									
Total		4/17	24			4		1			

Running Score

ITA - ESP


1st Period	
BELLINI L.	1 : 0
EMANUELE G.	2 : 1
	2 : 2
CORBELLA S.	
GORDO A.	
2nd Period	
EMANUELE G.	3 : 2
	3 : 3
CORVAIA E.	4 : 3
GORDO A.	

ESP - Spain

No	Name	G / S	%	PS	%	AS	S	Punishments			TP
								GC	YC	RC	
1	Javier AREGO	0/2	0				3				16:39
2	Angel GORDO	0/2	0								17:44
3	Sergio CORBELLA	1/2	50								9:10
4	Samuel PARDAVILA										6:38
5	Ivan HOYO	0/1	0			1					8:32
7	Alejandro GORDO	2/3	67								13:55
9	Alejandro CASAL	0/2	0			1	2				14:51
10	Alejandro VALLS										12:31
Coach:		Americo CATARINO									
Total		3/12	25			2	5				

Team Statistics	CS	%	BS	%	PS	%	FB	%	C	SW
Italy	4/16	25					0/1	0	0	1
Spain	3/12	25							0	1

Legend:											
%	Efficiency	AS	Assists	BS	Background Shots	C	Corner	CS	Close Shots	FB	Fastbreaks
G/S	Goals/Shots	GC	Green Card	PS	Penalty Shots	RC	Red Card	S	Saves	SW	Sprints Won
YC	Yellow Card										

Timing and Results provided by  TISSOT





Game No.:8

Start List

NED vs TPE

Referees: Marta BUGAJ (POL) / Ezio AMBROSETTI (USA)

NED - Netherlands

No	Name	Date of Birth	Competition Statistics							
			MP	G	PG	GC	YC	RC	SW	SL
1	Wessel VROON	30 JUN 2000	1							
2	Mats PEL	21 OCT 1996	1							
3	Stivo HOGERLE	18 JUN 1997	1							1
4	Dylan TOUGH	8 JUN 1994	1							
5	Remko van VLIET	16 MAR 1994	1							
6	Tjerk WEBBERS	30 AUG 1995	1							1
7	Jochem HOGERLE	26 MAY 1993	1	1						
8	Jort PEL	4 MAR 2001	1			1				
Coach: Michiel Joannes SCHREURS (NED)										


NED Played		
PR	ITA	1 - 7
PR	TPE	15 JUL
PR	ESP	15 JUL

TPE - Chinese Taipei

No	Name	Date of Birth	Competition Statistics							
			MP	G	PG	GC	YC	RC	SW	SL
1	Pin Han HUANG	16 APR 1998	1							1
2	Jhong-Lin CHAN	14 APR 2002	1							
3	Ching Hsien LU	16 JAN 1979	1							
5	Jyun Si SUNG	5 APR 1991	1			1				
6	Po-Hsiang CHAN	27 FEB 2002	1							
7	Shang Yung CHANG	21 SEP 1994	1	1						
8	Tzu Hsing CHAO	8 AUG 1995	1	1						
10	Rong da CHEN	19 SEP 1979	1	1						
Coach: Shih Fei CHENG (TPE)										

TPE Played		
PR	ESP	3 - 3
PR	NED	15 JUL
PR	ITA	15 JUL

Legend:		
CR5-8	Consolation Round 5-8	
MP	Matches Played	G Goals
RC	Red Cards	No Shirt Number
		SL Sprints Lost
		GC Green Cards
		PG Penalty Goals
		SW Sprints Won
		Int'l. M. International Matches
		PR Preliminary Round
		YC Yellow Cards

Timing and Results provided by  TISSOT





Game No.:8

Results

NED 8 vs 2 TPE

1st Period: 4 - 1

2nd Period: 4 - 1

Referees: Marta BUGAJ (POL) / Ezio AMBROSETTI (USA)

NED - Netherlands

No	Name	G / S	%	PS	%	AS	S	Punishments			TP
								GC	YC	RC	
1	Wessel VROON										6:13
2	Mats PEL	0/1	0			1					18:10
3	Stivo HÖGERLE	1/1	100								7:29
4	Dylan TOUGH	2/5	40								13:17
5	Remko van VLIET					3	3				15:53
6	Tjerk WEBBERS	4/5	80			2					11:45
7	Jochem HÖGERLE										15:11
8	Jort PEL	1/2	50								12:02
Coach:		Michiel Joannes SCHREURS									
Total		8/14	57			6	3				

Running Score

NED - TPE

1st Period	
WEBBERS T.	1 : 0
PEL J.	2 : 0
2	1 CHAN P.
WEBBERS T.	3 : 1
TOUGH D.	4 : 1
2nd Period	
HÖGERLE S.	5 : 1
WEBBERS T.	6 : 1
6	2 LU C.
WEBBERS T.	7 : 2
TOUGH D.	8 : 2

TPE - Chinese Taipei

No	Name	G / S	%	PS	%	AS	S	Punishments			TP
								GC	YC	RC	
1	Pin Han HUANG										7:46
2	Jhong-Lin CHAN	0/1	0				1				10:51
3	Ching Hsien LU	1/6	17								9:30
5	Jyun Si SUNG	0/1	0								10:29
6	Po-Hsiang CHAN	1/5	20			1					18:39
7	Shang Yung CHANG	0/2	0								19:12
8	Tzu Hsing CHAO										14:17
10	Rong da CHEN										9:16
Coach:		Shih Fei CHENG									
Total		2/15	13			1	1				

Team Statistics	CS	%	BS	%	PS	%	FB	%	C	SW
Netherlands	5/11	45	1/1	100			2/2	100	0	1
Chinese Taipei	2/13	15	0/2	0					0	1

Legend:											
%	Efficiency	AS	Assists	BS	Background Shots	C	Corner	CS	Close Shots	FB	Fastbreaks
G/S	Goals/Shots	GC	Green Card	PS	Penalty Shots	RC	Red Card	S	Saves	SW	Sprints Won
YC	Yellow Card										

Timing and Results provided by  TISSOT





Game No.:11

Start List

ITA vs TPE

Referees: Stephen Jason WATTS (GBR) / Elan WINTER (GBR)

ITA - Italy

No	Name	Date of Birth	Competition Statistics							
			MP	G	PG	GC	YC	RC	SW	SL
1	Andrea BERTELLONI	22 AUG 1989	1							
2	Edoardo CORVAIA	28 JUN 1990	1	1	1					
3	Davide NOVARA	9 DEC 1989	1	1						
5	Jan Erick HACK	22 FEB 1989	1							
6	Andrea ROMANO	19 SEP 1986	1							
7	Gianmarco EMANUELE	17 JUN 1991	1	1					2	
9	Luca BELLINI	12 OCT 1982	1	3						
10	Andrea COSTAGLIOLA	3 NOV 1995	1	1						
Coach: Rodolfo VASTOLA (ITA)										

ITA Played		
PR	NED	7 - 1
PR	ESP	15 JUL
PR	TPE	15 JUL

TPE - Chinese Taipei

No	Name	Date of Birth	Competition Statistics							
			MP	G	PG	GC	YC	RC	SW	SL
1	Pin Han HUANG	16 APR 1998	1						1	1
2	Jhong-Lin CHAN	14 APR 2002	1							
3	Ching Hsien LU	16 JAN 1979	1							
5	Jyun Si SUNG	5 APR 1991	1			1				
6	Po-Hsiang CHAN	27 FEB 2002	1							
7	Shang Yung CHANG	21 SEP 1994	1	1						
8	Tzu Hsing CHAO	8 AUG 1995	1	1						
10	Rong da CHEN	19 SEP 1979	1	1						
Coach: Shih Fei CHENG (TPE)										

TPE Played		
PR	ESP	3 - 3
PR	NED	15 JUL
PR	ITA	15 JUL

Legend:		
CR5-8	Consolation Round 5-8	
MP	Matches Played	G Goals
RC	Red Cards	No Shirt Number
		SL Sprints Lost
		GC Green Cards
		PG Penalty Goals
		SW Sprints Won
		Int'l. M. International Matches
		PR Preliminary Round
		YC Yellow Cards

Timing and Results provided by  TISSOT



Game No.:11

Results

ITA 3 vs 2 TPE

1st Period: 2 - 1
2nd Period: 1 - 1

Referees: Stephen Jason WATTS (GBR) / Elan WINTER (GBR)

ITA - Italy

No	Name	G / S	%	PS	%	AS	S	Punishments			TP
								GC	YC	RC	
1	Andrea BERTELLONI	0/1	0			1					15:00
2	Edoardo CORVAIA	0/1	0								8:33
3	Davide NOVARA	0/2	0								13:54
5	Jan Erick HACK	1/1	100								6:06
6	Andrea ROMANO						5				16:55
7	Gianmarco EMANUELE	0/1	0								13:54
9	Luca BELLINI	2/7	29								19:00
10	Andrea COSTAGLIOLA					1					6:38
Coach:		Rodolfo VASTOLA									
Total		3/13	23			2	5				

Running Score

ITA - TPE


1st Period	
BELLINI L.	1 : 0
HACK J.	2 : 0
	2 : 1 CHANG S.
2nd Period	
	2 : 2 LU C.
BELLINI L.	3 : 2

TPE - Chinese Taipei

No	Name	G / S	%	PS	%	AS	S	Punishments			TP
								GC	YC	RC	
1	Pin Han HUANG										8:21
2	Jhong-Lin CHAN						1				7:03
3	Ching Hsien LU	1/3	33				2				12:56
5	Jyun Si SUNG										11:04
6	Po-Hsiang CHAN					1					20:00
7	Shang Yung CHANG	1/8	13								18:38
8	Tzu Hsing CHAO	0/1	0			1					16:23
10	Rong da CHEN										5:35
Coach:		Shih Fei CHENG									
Total		2/12	17			2	3				

Team Statistics	CS	%	BS	%	PS	%	FB	%	C	SW
Italy	3/12	25					0/1	0	0	1
Chinese Taipei	2/12	17							0	1

Legend:	% Efficiency	AS Assists	BS Background Shots	C Corner	CS Close Shots	FB Fastbreaks
G/S Goals/Shots	GC Green Card	PS Penalty Shots	RC Red Card	S Saves	SW Sprints Won	
YC Yellow Card						

Timing and Results provided by  TISSOT





Game No.:12

Start List

NED vs ESP

Referees: Virginie BRACKEZ (FRA) / Ezio AMBROSETTI (USA)

NED - Netherlands

No	Name	Date of Birth	Competition Statistics							
			MP	G	PG	GC	YC	RC	SW	SL
1	Wessel VROON	30 JUN 2000	1							
2	Mats PEL	21 OCT 1996	1							
3	Stivo HOGERLE	18 JUN 1997	1							1
4	Dylan TOUGH	8 JUN 1994	1							
5	Remko van VLIET	16 MAR 1994	1							
6	Tjerk WEBBERS	30 AUG 1995	1							1
7	Jochem HOGERLE	26 MAY 1993	1	1						
8	Jort PEL	4 MAR 2001	1			1				
Coach: Michiel Joannes SCHREURS (NED)										

NED Played		
PR	ITA	1 - 7
PR	TPE	15 JUL
PR	ESP	15 JUL

ESP - Spain

No	Name	Date of Birth	Competition Statistics							
			MP	G	PG	GC	YC	RC	SW	SL
1	Javier AREGO	20 SEP 2000	1							
2	Angel GORDO	18 AUG 1986	1							
3	Sergio CORBELLA	19 APR 1995	1							
4	Samuel PARDAVILA	4 JUN 2000	1							
5	Ivan HOYO	16 OCT 1996	1							
7	Alejandro GORDO	2 APR 1990	1	1	1				1	1
9	Alejandro CASAL	4 DEC 1989	1	1						
10	Alejandro VALLS	22 APR 1995	1	1						
Coach: Americo CATARINO (FRA)										

ESP Played		
PR	TPE	3 - 3
PR	ITA	15 JUL
PR	NED	15 JUL

Legend:		
CR5-8	Consolation Round 5-8	
MP	Matches Played	G Goals
RC	Red Cards	No Shirt Number
		SL Sprints Lost
		GC Green Cards
		PG Penalty Goals
		SW Sprints Won
		Int'l. M. International Matches
		PR Preliminary Round
		YC Yellow Cards

Timing and Results provided by 





Game No.:12

Results

NED 5 vs 6 ESP

1st Period: 2 - 3
2nd Period: 3 - 3

Referees: Virginie BRACKEZ (FRA) / Ezio AMBROSETTI (USA)

NED - Netherlands

No	Name	G / S	%	PS	%	AS	S	Punishments			TP	
								GC	YC	RC		
1	Wessel VROON											2:13
2	Mats PEL	1/4	25									20:00
3	Stivo HÖGERLE					1						6:51
4	Dylan TOUGH	1/3	33									17:13
5	Remko van VLIET						4					10:33
6	Tjerk WEBBERS	1/3	33									13:18
7	Jochem HÖGERLE	2/5	40			2						17:41
8	Jort PEL	0/1	0									12:11
Coach:		Michiel Joannes SCHREURS										
Total		5/16	31			3	4					

Running Score

NED - ESP


1st Period	
0	: 1 GORDO A.
0	: 2 CORBELLA S.
1	: 2 PEL M.
1	: 3 CORBELLA S.
2	: 3 HÖGERLE J.
2nd Period	
2	: 4 CASAL A.
3	: 4 WEBBERS T.
4	: 4 TOUGH D.
4	: 5 CASAL A.
4	: 6 CORBELLA S.
5	: 6 HÖGERLE J.

ESP - Spain

No	Name	G / S	%	PS	%	AS	S	Punishments			TP	
								GC	YC	RC		
1	Javier AREGO	0/1	0				4					16:06
2	Angel GORDO	1/3	33									15:31
3	Sergio CORBELLA	3/4	75									12:54
4	Samuel PARDAVILA	0/1	0									12:49
5	Ivan HOYO	0/2	0			1						10:20
7	Alejandro GORDO	0/2	0			1						7:04
9	Alejandro CASAL	2/2	100			1						18:18
10	Alejandro VALLS	0/1	0									6:58
Coach:		Americo CATARINO										
Total		6/16	38			3	4					

Team Statistics	CS	%	BS	%	PS	%	FB	%	C	SW
Netherlands	4/14	29	1/2	50					0	1
Spain	5/14	36	0/1	0			1/1	100	0	1

Legend:											
%	Efficiency	AS	Assists	BS	Background Shots	C	Corner	CS	Close Shots	FB	Fastbreaks
G/S	Goals/Shots	GC	Green Card	PS	Penalty Shots	RC	Red Card	S	Saves	SW	Sprints Won
YC	Yellow Card										

Timing and Results provided by  TISSOT





Game No.:1

Start List

GER vs NZL

Referees: Maurizio PELLI (ITA) / Elan WINTER (GBR)

GER - Germany

No	Name	Date of Birth	Competition Statistics							
			MP	G	PG	GC	YC	RC	SW	SL
1	Julian Oskar PRESCHER	19 MAY 1995								
3	Lennart UNTERFELD	2 MAR 1995								
4	Tim RIECKE	17 JUN 1999								
5	Jonas GAUSELMANN	10 NOV 1989								
6	Arne Linus BECKMANN	7 JUN 1999								
7	René KIRCHHOFF	30 JUL 1999								
8	Jonas VIEREN	2 FEB 1990								
9	Marco HOPPSTOCK	13 FEB 1992								
Coach: Bjorn TRUBNER (GER)										

GER Played		
PR	NZL	14 JUL
PR	FRA	15 JUL
PR	USA	15 JUL

NZL - New Zealand

No	Name	Date of Birth	Competition Statistics							
			MP	G	PG	GC	YC	RC	SW	SL
1	Alex LOWEN	27 SEP 1991								
4	Jason DALZIELL	4 APR 1984								
5	Liam BOWDEN	22 APR 1999								
6	Nevan HADLEY	30 NOV 1992								
7	Sam HAPETA	23 JAN 1995								
8	Josh VIVIAN	5 DEC 2000								
10	Phil MASSAROTTO	29 APR 2001								
Coach: Kyzen MACDONALD (NZL)										

NZL Played		
PR	GER	14 JUL
PR	USA	15 JUL
PR	FRA	15 JUL

Legend:		
CR5-8	Consolation Round 5-8	
MP	Matches Played	G Goals
RC	Red Cards	No Shirt Number
		SL Sprints Lost
		GC Green Cards
		PG Penalty Goals
		SW Sprints Won
		Int'l. M. International Matches
		PR Preliminary Round
		YC Yellow Cards

Timing and Results provided by  TISSOT



Game No.:1

Results

GER 5 vs 3 NZL

1st Period: 1 - 1
2nd Period: 4 - 2

Referees: Maurizio PELLI (ITA) / Elan WINTER (GBR)

GER - Germany

No	Name	G / S	%	PS	%	AS	S	Punishments			TP	
								GC	YC	RC		
1	Julian Oskar PRESCHER											11:51
3	Lennart UNTERFELD	2/3	67									9:04
4	Tim RIECKE	0/1	0									11:40
5	Jonas GAUSELMANN	0/2	0									8:09
6	Arne Linus BECKMANN	1/2	50						1			10:21
7	René KIRCHHOFF	1/4	25				2	2				17:59
8	Jonas VIEREN	1/1	100				2					17:29
9	Marco HOPPSTOCK	0/3	0									13:27
Coach:		Bjorn ZIROTZKI										
Total		5/16	31				4	2	1			

Running Score

GER - NZL

1st Period

0 : 1 HADLEY N.
UNTERFELD L. 1 : 1

2nd Period


1 : 2 LOWEN A.
VIEREN J. 2 : 2
UNTERFELD L. 3 : 2
KIRCHHOFF R. 4 : 2
4 : 3 HADLEY N.
BECKMANN A. 5 : 3

NZL - New Zealand

No	Name	G / S	%	PS	%	AS	S	Punishments			TP	
								GC	YC	RC		
1	Alex LOWEN	1/2	50				1					15:36
4	Jason DALZIELL	0/2	0									12:55
5	Liam BOWDEN	0/2	0			1	1					20:00
6	Nevan HADLEY	2/4	50									18:02
7	Sam HAPETA	0/2	0									14:03
8	Josh VIVIAN								1			10:54
10	Phil MASSAROTTO											8:30
Coach:		Kyzyn MACDONALD										
Total		3/12	25				1	2	2			

Team Statistics	CS	%	BS	%	PS	%	FB	%	C	SW
Germany	4/15	27					1/1	100	0	1
New Zealand	3/11	27	0/1	0					0	1

Legend:											
%	Efficiency	AS	Assists	BS	Background Shots	C	Corner	CS	Close Shots	FB	Fastbreaks
G/S	Goals/Shots	GC	Green Card	PS	Penalty Shots	RC	Red Card	S	Saves	SW	Sprints Won
YC	Yellow Card										

Timing and Results provided by  TISSOT



Game No.:2

Start List

FRA vs USA

Referees: Weishuo, Evan KONG (SGP) / Marta BUGAJ (POL)

FRA - France

No	Name	Date of Birth	Competition Statistics							
			MP	G	PG	GC	YC	RC	SW	SL
1	Alan LIGNEL	29 AUG 1997								
2	Baptiste COTTA	3 DEC 1993								
3	David LINET	2 NOV 1991								
4	Antoine le FLOCH DECORCHEMONT	16 MAY 1999								
5	Patrice BELAT	27 JAN 1990								
7	Clement KINDIG	17 JUL 1990								
8	Benoit RICHER	9 JUN 1994								
9	Christophe BELAT	27 FEB 1991								
Coach: Thomas BERTHELEMY (FRA) / Thomas BRETENOUX (FRA)										

FRA Played		
PR	USA	14 JUL
PR	GER	15 JUL
PR	NZL	15 JUL

USA - United States of America

No	Name	Date of Birth	Competition Statistics							
			MP	G	PG	GC	YC	RC	SW	SL
1	Andrew IRVINE	3 APR 1980								
2	Gavin HU	28 JAN 1988								
3	Marcos FOURQUET	17 MAY 2001								
4	Divan BARNARD	5 MAY 1983								
5	Sam REIFSNYDER	3 APR 1990								
6	Peter HARGREAVES	5 SEP 1986								
9	Sasha IZMAILOV	19 JUN 1983								
10	Adam HUGO	17 APR 1997								
Coach: Mark POINDEXTER (USA)										

USA Played		
PR	FRA	14 JUL
PR	NZL	15 JUL
PR	GER	15 JUL

Legend:		
CR5-8	Consolation Round 5-8	
MP	Matches Played	G Goals
RC	Red Cards	No Shirt Number
		SL Sprints Lost
		GC Green Cards
		PG Penalty Goals
		SW Sprints Won
		Int'l. M. International Matches
		PR Preliminary Round
		YC Yellow Cards

Timing and Results provided by 





Game No.:2

Results

FRA 11 vs 0 USA

1st Period: 5 - 0
2nd Period: 6 - 0

Referees: Weishuo, Evan KONG (SGP) / Marta BUGAJ (POL)

FRA - France

No	Name	G / S	%	PS	%	AS	S	Punishments			TP
								GC	YC	RC	
1	Alan LIGNEL					1					8:29
2	Baptiste COTTA	3/6	50	0/1	0						13:18
3	David LINET	1/2	50			2					15:07
4	Antoine le FLOCH DECORCHEMONT	3/3	100			1					9:17
5	Patrice BELAT	1/1	100								10:07
7	Clement KINDIG	2/5	40								12:05
8	Benoit RICHER	0/1	0								11:37
9	Christophe BELAT	1/1	100			5	6				20:00
Coach:		Thomas BRETENOUX									
Total		11/19	58	0/1	0	9	6				

Running Score

FRA - USA

1st Period	
LE FLOCH DECORCHEMONT A.	1 : 0
BELAT P.	2 : 0
LINET D.	3 : 0
KINDIG C.	4 : 0
LE FLOCH DECORCHEMONT A.	5 : 0
2nd Period	
COTTA B.	6 : 0
LE FLOCH DECORCHEMONT A.	7 : 0
BELAT C.	8 : 0
KINDIG C.	9 : 0
COTTA B.	10 : 0
COTTA B.	11 : 0

USA - United States of America

No	Name	G / S	%	PS	%	AS	S	Punishments			TP
								GC	YC	RC	
1	Andrew IRVINE	0/1	0								6:26
2	Gavin HU										3:37
3	Marcos FOURQUET	0/2	0				1				12:12
4	Divan BARNARD	0/1	0								11:31
5	Sam REIFSNYDER	0/8	0				1	1			20:00
6	Peter HARGREAVES	0/2	0					1			17:59
9	Sasha IZMAILOV	0/2	0				1				17:47
10	Adam HUGO							1			10:28
Coach:		Mark POINDEXTER									
Total		0/16	0				3	3			

Team Statistics	CS	%	BS	%	PS	%	FB	%	C	SW
France	8/11	73	0/4	0	0/1	0	3/3	100	0	2
United States of America	0/11	0	0/5	0					0	0

Legend:											
%	Efficiency	AS	Assists	BS	Background Shots	C	Corner	CS	Close Shots	FB	Fastbreaks
G/S	Goals/Shots	GC	Green Card	PS	Penalty Shots	RC	Red Card	S	Saves	SW	Sprints Won
YC	Yellow Card										

Timing and Results provided by 





Game No.:5

Start List

GER vs FRA

Referees: Maurizio PELLI (ITA) / Stephen Jason WATTS (GBR)

GER - Germany

No	Name	Date of Birth	Competition Statistics							
			MP	G	PG	GC	YC	RC	SW	SL
1	Julian Oskar PRESCHER	19 MAY 1995	1							
3	Lennart UNTERFELD	2 MAR 1995	1	2					1	
4	Tim RIECKE	17 JUN 1999	1							1
5	Jonas GAUSELMANN	10 NOV 1989	1							
6	Arne Linus BECKMANN	7 JUN 1999	1	1		1				
7	René KIRCHHOFF	30 JUL 1999	1	1						
8	Jonas VIEREN	2 FEB 1990	1	1						
9	Marco HOPPSTOCK	13 FEB 1992	1							
Coach: Bjorn ZIROTZKI (GER)										

GER Played		
PR	NZL	5 - 3
PR	FRA	15 JUL
PR	USA	15 JUL

FRA - France

No	Name	Date of Birth	Competition Statistics							
			MP	G	PG	GC	YC	RC	SW	SL
1	Alan LIGNEL	29 AUG 1997	1							
2	Baptiste COTTA	3 DEC 1993	1	3					2	
3	David LINET	2 NOV 1991	1	1						
4	Antoine le FLOCH DECORCHEMONT	16 MAY 1999	1	3						
5	Patrice BELAT	27 JAN 1990	1	1						
7	Clement KINDIG	17 JUL 1990	1	2						
8	Benoit RICHER	9 JUN 1994	1							
9	Christophe BELAT	27 FEB 1991	1	1						
Coach: Thomas BERTHELEMY (FRA) / Thomas BRETENOUX (FRA)										

FRA Played		
PR	USA	11 - 0
PR	GER	15 JUL
PR	NZL	15 JUL

Legend:		
CR5-8	Consolation Round 5-8	
MP	Matches Played	G Goals
RC	Red Cards	No Shirt Number
		SL Sprints Lost
		GC Green Cards
		PG Penalty Goals
		SW Sprints Won
		Int'l. M. International Matches
		PR Preliminary Round
		YC Yellow Cards

Timing and Results provided by 



Game No.:5

Results

GER 1 vs 3 FRA

1st Period: 0 - 2
2nd Period: 1 - 1

Referees: Maurizio PELLI (ITA) / Stephen Jason WATTS (GBR)

GER - Germany

No	Name	G / S	%	PS	%	AS	S	Punishments			TP	
								GC	YC	RC		
1	Julian Oskar PRESCHER											10:32
3	Lennart UNTERFELD	0/2	0									13:31
4	Tim RIECKE	1/2	50									13:31
5	Jonas GAUSELMANN											9:59
6	Arne Linus BECKMANN	0/2	0									6:36
7	René KIRCHHOFF	0/3	0				3					14:36
8	Jonas VIEREN	0/1	0			1						18:08
9	Marco HOPPSTOCK	0/1	0									13:07
Coach:		Bjorn ZIROTZKI										
Total		1/11	9			1	3					

Running Score

GER - FRA

1st Period

0 : 1 LIGNEL A.
0 : 2 LINET D.

2nd Period

0 : 3 BELAT C.
RIECKE T. 1 : 3


FRA - France

No	Name	G / S	%	PS	%	AS	S	Punishments			TP	
								GC	YC	RC		
1	Alan LIGNEL	1/1	100			1						11:28
2	Baptiste COTTA	0/2	0			1						15:18
3	David LINET	1/4	25			1						12:26
4	Antoine le FLOCH DECORCHEMONT	0/2	0									12:49
5	Patrice BELAT											10:20
7	Clement KINDIG											8:54
8	Benoit RICHER	0/1	0									13:56
9	Christophe BELAT	1/1	100				3					14:49
Coach:		Thomas BRETENOUX										
Total		3/11	27			3	3					

Team Statistics	CS	%	BS	%	PS	%	FB	%	C	SW
Germany	1/11	9							0	0
France	3/10	30	0/1	0					0	2

Legend:

%	Efficiency	AS	Assists	BS	Background Shots	C	Corner	CS	Close Shots	FB	Fastbreaks
G/S	Goals/Shots	GC	Green Card	PS	Penalty Shots	RC	Red Card	S	Saves	SW	Sprints Won
YC	Yellow Card										

Timing and Results provided by  TISSOT



Game No.:6

Start List

NZL vs USA

Referees: Elan WINTER (GBR) / Marta BUGAJ (POL)

NZL - New Zealand

No	Name	Date of Birth	Competition Statistics							
			MP	G	PG	GC	YC	RC	SW	SL
1	Alex LOWEN	27 SEP 1991	1	1						
4	Jason DALZIELL	4 APR 1984	1							
5	Liam BOWDEN	22 APR 1999	1							
6	Nevan HADLEY	30 NOV 1992	1	2					1	1
7	Sam HAPETA	23 JAN 1995	1							
8	Josh VIVIAN	5 DEC 2000	1			1				
10	Phil MASSAROTTO	29 APR 2001	1							
Coach: Kyzen MACDONALD (NZL)										


NZL Played		
PR	GER	3 - 5
PR	USA	15 JUL
PR	FRA	15 JUL

USA - United States of America

No	Name	Date of Birth	Competition Statistics							
			MP	G	PG	GC	YC	RC	SW	SL
1	Andrew IRVINE	3 APR 1980	1							
2	Gavin HU	28 JAN 1988	1							
3	Marcos FOURQUET	17 MAY 2001	1							
4	Divan BARNARD	5 MAY 1983	1							
5	Sam REIFSNYDER	3 APR 1990	1			1				1
6	Peter HARGREAVES	5 SEP 1986	1			1				1
9	Sasha IZMAILOV	19 JUN 1983	1							
10	Adam HUGO	17 APR 1997	1			1				
Coach: Mark POINDEXTER (USA)										

USA Played		
PR	FRA	0 - 11
PR	NZL	15 JUL
PR	GER	15 JUL

Legend:		
CR5-8	Consolation Round 5-8	
MP	Matches Played	
RC	Red Cards	
G	Goals	
No	Shirt Number	
SL	Sprints Lost	
GC	Green Cards	
PG	Penalty Goals	
SW	Sprints Won	
Int'l. M.	International Matches	
PR	Preliminary Round	
YC	Yellow Cards	

Timing and Results provided by 





Game No.:6

Results

NZL 10 vs 3 USA

1st Period: 6 - 2
2nd Period: 4 - 1

Referees: Elan WINTER (GBR) / Marta BUGAJ (POL)

NZL - New Zealand

No	Name	G / S	%	PS	%	AS	S	Punishments			TP
								GC	YC	RC	
1	Alex LOWEN	1/3	33			1					12:06
4	Jason DALZIELL	0/1	0			3					16:31
5	Liam BOWDEN	1/2	50			3	4				20:00
6	Nevan HADLEY	4/6	67								12:18
7	Sam HAPETA	2/3	67			1					16:01
8	Josh VIVIAN	1/2	50								13:29
10	Phil MASSAROTTO	1/1	100								9:35
Coach:		Kyzen MACDONALD									
Total		10/18	56			8	4				

Running Score

NZL - USA

1st Period	
HAPETA S.	1 : 0
HADLEY N.	2 : 1 REIFSNYDER S.
HADLEY N.	3 : 1
LOWEN A.	4 : 1
HADLEY N.	5 : 1
VIVIAN J.	6 : 1
	6 : 2 FOURQUET M.

2nd Period

HAPETA S.	7 : 2
MASSAROTTO P.	8 : 2
BOWDEN L.	9 : 2
HADLEY N.	10 : 2
	10 : 3 FOURQUET M.

USA - United States of America

No	Name	G / S	%	PS	%	AS	S	Punishments			TP
								GC	YC	RC	
1	Andrew IRVINE										5:36
2	Gavin HU										6:05
3	Marcos FOURQUET	2/2	100								11:03
4	Divan BARNARD	0/2	0								11:19
5	Sam REIFSNYDER	1/5	20								17:22
6	Peter HARGREAVES	0/4	0								17:23
9	Sasha IZMAILOV	0/2	0			1	4				20:00
10	Adam HUGO										11:12
Coach:		Mark POINDEXTER									
Total		3/15	20			1	4				

Team Statistics	CS	%	BS	%	PS	%	FB	%	C	SW
New Zealand	9/17	53					1/1	100	0	2
United States of America	3/8	38	0/6	0			0/1	0	0	0

Legend:											
%	Efficiency	AS	Assists	BS	Background Shots	C	Corner	CS	Close Shots	FB	Fastbreaks
G/S	Goals/Shots	GC	Green Card	PS	Penalty Shots	RC	Red Card	S	Saves	SW	Sprints Won
YC	Yellow Card										

Timing and Results provided by TISSOT





Game No.:9

Start List

GER vs USA

Referees: Marta BUGAJ (POL) / Weishuo, Evan KONG (SGP)

GER - Germany

No	Name	Date of Birth	Competition Statistics							
			MP	G	PG	GC	YC	RC	SW	SL
1	Julian Oskar PRESCHER	19 MAY 1995	1							
3	Lennart UNTERFELD	2 MAR 1995	1	2					1	
4	Tim RIECKE	17 JUN 1999	1							1
5	Jonas GAUSELMANN	10 NOV 1989	1							
6	Arne Linus BECKMANN	7 JUN 1999	1	1		1				
7	René KIRCHHOFF	30 JUL 1999	1	1						
8	Jonas VIEREN	2 FEB 1990	1	1						
9	Marco HOPPSTOCK	13 FEB 1992	1							
Coach: Bjorn ZIROTZKI (GER)										


GER Played		
PR	NZL	5 - 3
PR	FRA	15 JUL
PR	USA	15 JUL

USA - United States of America

No	Name	Date of Birth	Competition Statistics							
			MP	G	PG	GC	YC	RC	SW	SL
1	Andrew IRVINE	3 APR 1980	1							
2	Gavin HU	28 JAN 1988	1							
3	Marcos FOURQUET	17 MAY 2001	1							
4	Divan BARNARD	5 MAY 1983	1							
5	Sam REIFSNYDER	3 APR 1990	1			1				1
6	Peter HARGREAVES	5 SEP 1986	1			1				1
9	Sasha IZMAILOV	19 JUN 1983	1							
10	Adam HUGO	17 APR 1997	1			1				
Coach: Mark POINDEXTER (USA)										

USA Played		
PR	FRA	0 - 11
PR	NZL	15 JUL
PR	GER	15 JUL

Legend:		
CR5-8	Consolation Round 5-8	
MP	Matches Played	G Goals
RC	Red Cards	No Shirt Number
		SL Sprints Lost
		GC Green Cards
		PG Penalty Goals
		SW Sprints Won
		Int'l. M. International Matches
		PR Preliminary Round
		YC Yellow Cards

Timing and Results provided by  TISSOT





Game No.:9

Results

GER 14 vs 0 USA

1st Period: 6 - 0
2nd Period: 8 - 0

Referees: Marta BUGAJ (POL) / Weishuo, Evan KONG (SGP)

GER - Germany

No	Name	G / S	%	PS	%	AS	S	Punishments			TP
								GC	YC	RC	
1	Julian Oskar PRESCHER	2/2	100			1					11:36
3	Lennart UNTERFELD					2					10:33
4	Tim RIECKE	3/4	75			1					13:03
5	Jonas GAUSELMANN	0/1	0								8:29
6	Arne Linus BECKMANN	1/2	50			1					8:49
7	René KIRCHHOFF	3/4	75			3	4				18:27
8	Jonas VIEREN	4/4	100								14:01
9	Marco HOPPSTOCK	1/3	33			3	1				15:02
Coach:		Bjorn ZIROTZKI									
Total		14/20	70			11	5				

Running Score

GER - USA

1st Period	
PRESCHER J.	1 : 0
KIRCHHOFF R.	2 : 0
KIRCHHOFF R.	3 : 0
PRESCHER J.	4 : 0
VIEREN J.	5 : 0
VIEREN J.	6 : 0
2nd Period	
RIECKE T.	7 : 0
VIEREN J.	8 : 0
HOPPSTOCK M.	9 : 0
BECKMANN A.	10 : 0
RIECKE T.	11 : 0
VIEREN J.	12 : 0
RIECKE T.	13 : 0
KIRCHHOFF R.	14 : 0

USA - United States of America

No	Name	G / S	%	PS	%	AS	S	Punishments			TP
								GC	YC	RC	
1	Andrew IRVINE										5:58
2	Gavin HU										7:34
3	Marcos FOURQUET	0/3	0								14:11
4	Divan BARNARD	0/1	0								10:04
5	Sam REIFSNYDER	0/8	0								19:01
6	Peter HARGREAVES	0/2	0								17:04
9	Sasha IZMAILOV	0/1	0				3				13:33
10	Adam HUGO	0/1	0								12:35
Coach:		Mark POINDEXTER									
Total		0/16	0				3				

Team Statistics	CS	%	BS	%	PS	%	FB	%	C	SW
Germany	11/16	69					3/4	75	0	2
United States of America	0/16	0							0	0

Legend:											
%	Efficiency	AS	Assists	BS	Background Shots	C	Corner	CS	Close Shots	FB	Fastbreaks
G/S	Goals/Shots	GC	Green Card	PS	Penalty Shots	RC	Red Card	S	Saves	SW	Sprints Won
YC	Yellow Card										

Timing and Results provided by  TISSOT





Game No.:10

Start List

NZL vs FRA

Referees: Ezio AMBROSETTI (USA) / Maurizio PELLI (ITA)

NZL - New Zealand

No	Name	Date of Birth	Competition Statistics							
			MP	G	PG	GC	YC	RC	SW	SL
1	Alex LOWEN	27 SEP 1991	1	1						
4	Jason DALZIELL	4 APR 1984	1							
5	Liam BOWDEN	22 APR 1999	1							
6	Nevan HADLEY	30 NOV 1992	1	2					1	1
7	Sam HAPETA	23 JAN 1995	1							
8	Josh VIVIAN	5 DEC 2000	1			1				
10	Phil MASSAROTTO	29 APR 2001	1							
Coach: Kyzen MACDONALD (NZL)										

NZL Played		
PR	GER	3 - 5
PR	USA	15 JUL
PR	FRA	15 JUL

FRA - France

No	Name	Date of Birth	Competition Statistics							
			MP	G	PG	GC	YC	RC	SW	SL
1	Alan LIGNEL	29 AUG 1997	1							
2	Baptiste COTTA	3 DEC 1993	1	3					2	
3	David LINET	2 NOV 1991	1	1						
4	Antoine le FLOCH DECORCHEMONT	16 MAY 1999	1	3						
5	Patrice BELAT	27 JAN 1990	1	1						
7	Clement KINDIG	17 JUL 1990	1	2						
8	Benoit RICHER	9 JUN 1994	1							
9	Christophe BELAT	27 FEB 1991	1	1						
Coach: Thomas BERTHELEMY (FRA) / Thomas BRETENOUX (FRA)										

FRA Played		
PR	USA	11 - 0
PR	GER	15 JUL
PR	NZL	15 JUL

Legend:		
CR5-8	Consolation Round 5-8	
MP	Matches Played	No
RC	Red Cards	SL
G	Goals	No
GC	Green Cards	PG
PG	Penalty Goals	SW
GC	Green Cards	Int'l. M.
PG	Penalty Goals	PR
SW	Sprints Won	YC
Int'l. M.	International Matches	
PR	Preliminary Round	
YC	Yellow Cards	

Timing and Results provided by 





Game No.:10

Results

NZL 1 vs 3 FRA

1st Period: 1 - 1
2nd Period: 0 - 2

Referees: Ezio AMBROSETTI (USA) / Maurizio PELLI (ITA)

NZL - New Zealand

No	Name	G / S	%	PS	%	AS	S	Punishments			TP
								GC	YC	RC	
1	Alex LOWEN	0/1	0								15:46
4	Jason DALZIELL					1					7:49
5	Liam BOWDEN	1/3	33				2	1			20:00
6	Nevan HADLEY	0/3	0								16:07
7	Sam HAPETA	0/2	0								18:11
8	Josh VIVIAN										11:57
10	Phil MASSAROTTO										10:10
Coach:		Kyzen MACDONALD									
Total		1/9	11			1	2	1			

Running Score

NZL - FRA

1st Period
BOWDEN L. 1 : 0
1 : 1 BELAT C.

2nd Period
1 : 2 LINET D.
1 : 3 RICHER B.

FRA - France

No	Name	G / S	%	PS	%	AS	S	Punishments			TP
								GC	YC	RC	
1	Alan LIGNEL	0/1	0								8:19
2	Baptiste COTTA	0/4	0			1					15:46
3	David LINET	1/4	25								17:45
4	Antoine le FLOCH DECORCHEMONT					1					10:10
5	Patrice BELAT										7:46
7	Clement KINDIG	0/1	0								11:13
8	Benoit RICHER	1/4	25								11:58
9	Christophe BELAT	1/3	33			1	2				17:03
Coach:		Thomas BRETENOUX									
Total		3/17	18			3	2				

Team Statistics	CS	%	BS	%	PS	%	FB	%	C	SW
New Zealand	1/8	13	0/1	0					0	0
France	2/16	13					1/1	100	0	2

Legend:											
%	Efficiency	AS	Assists	BS	Background Shots	C	Corner	CS	Close Shots	FB	Fastbreaks
G/S	Goals/Shots	GC	Green Card	PS	Penalty Shots	RC	Red Card	S	Saves	SW	Sprints Won
YC	Yellow Card										

Timing and Results provided by  TISSOT



RESULTS BOOK



Canoe Polo

Women's





Team Roster

As of WED 13 JUL 2022

FRA - France

No.	Name	Date of Birth	Age
1	Eloise FRIGOT	8 NOV 1994	27
2	Melissa LEDORMEUR	2 JUL 1989	33
3	Marion ROBERT	30 AUG 2000	21
4	Claire MOAL (C)	3 APR 1992	30
5	Celeste LOUIS	12 APR 1999	23
6	Aline ROULLAND	15 JUL 1992	29
7	Clotilde LEMASLE	23 MAY 2000	22
8	Camille MEYER	15 APR 1999	23

Uniform colours **Shirt**

Team 1st Blue
Team 2nd White

Team Officials

Coach: Thomas RICHER (FRA)





Team Roster

As of THU 14 JUL 2022

GBR - Great Britain

No.	Name	Date of Birth	Age
1	Nicole HUDSON (C)	6 DEC 1998	23
3	Lucy BOYCE	16 JUL 1999	22
4	Sara LANAO-MADDEN	15 JUN 2002	20
5	Beth LITTLEWOOD	11 JUL 1996	26
6	Rhian GRIFFITHS	14 JUL 1995	26
7	Kirsten LEE	23 MAY 1994	28
8	Katie HOWES	18 APR 2002	20
9	Amira RAOUDI	20 MAY 2000	22

Uniform colours

	Shirt
Team 1st	Red
Team 2nd	White

Team Officials

Coach: Leighton JAMES (GBR)



Team Roster

As of THU 14 JUL 2022

GER - Germany

No.	Name	Date of Birth	Age
1	Jill Lara RUTZEN	1 DEC 2000	21
2	Katharina Magdalena KRUSE	7 SEP 1990	31
3	Jule SCHWARZ	30 SEP 1999	22
5	Svenja SCHAEPER	6 APR 1995	27
6	Nele SCHMALENBACH	24 JUL 2003	18
7	Leonie WAGNER	2 MAY 1997	25
8	Hilke Sophie VOGT	29 APR 2000	22
10	Elena GILLES (C)	6 APR 1989	33

Uniform colours Shirt

Team 1st Black
Team 2nd White

Team Officials

Coach: Bjorn TRUBNER (GER)





Team Roster

As of THU 14 JUL 2022

ITA - Italy

No.	Name	Date of Birth	Age
1	Ada PRESTIPINO	27 AUG 1982	39
3	Martina ANASTASI	3 MAR 1988	34
4	Maddalena LAGO	13 SEP 1997	24
6	Roberta Elsa CATANIA (C)	12 JAN 1989	33
7	Chiara TREVISAN	15 FEB 1998	24
8	Silvia COGONI	3 OCT 1991	30
9	Giulia BUONVENGA	2 JUL 2001	21
10	Flavia LANDOLINA	31 AUG 1995	26

Uniform colours **Shirt**

Team 1st Blue
Team 2nd White

Team Officials

Coach: Francesca CIANCIO (ITA)





Team Roster

As of THU 14 JUL 2022

NED - Netherlands

No.	Name	Date of Birth	Age
1	Charlotte BAKKES (C)	24 SEP 1992	29
2	Selina DIJKSTRA	8 APR 2000	22
3	Alisha van den BERG	10 MAR 2002	20
4	Marijke DIJKMAN	24 AUG 1981	40
5	Linda van AS	11 AUG 1997	24
6	Marieke van HOFSLLOT	9 JUL 1999	23
7	Sarissa van VEENENDAAL	12 JAN 1995	27
8	Diewertje BINK	14 JUL 1987	34

Uniform colours **Shirt**
Team 1st Blue
Team 2nd Orange

Team Officials

Coach: Sytse van der ZWAN (NED)
Coach: Maartje SYPKENS (NED)



Team Roster

As of THU 14 JUL 2022

NZL - New Zealand

No.	Name	Date of Birth	Age
2	Klara RICHTER	24 SEP 1997	24
3	Emma SUTHERLAND	31 DEC 1987	34
4	Georgia WHEELER	16 NOV 1999	22
5	Julie BOLTON	12 APR 1990	32
6	Kate BOLTON (C)	30 APR 1984	38
7	Sophie WINTON	30 SEP 1993	28
9	Erin MOORE	12 APR 1990	32
10	Casey HALES	9 JUN 2000	22

Uniform colours Shirt

Team 1st Black
Team 2nd White

Team Officials

Coach: Freya HOGARTH (NZL)
Coach: Kyzen MACDONALD (NZL)



Team Roster

As of WED 13 JUL 2022

SGP - Singapore

No.	Name	Date of Birth	Age
1	Li Ling TAN (C)	24 MAY 1991	31
2	Kasxier LOW	30 MAR 1985	37
3	Shu Wen ONG	29 JAN 1984	38
4	Fang Hui LEOW	27 OCT 1990	31
5	Carmellia KIONG	8 OCT 1997	24
6	Konstanze KWEK	12 JUL 1997	25
7	Hui Xuan NG	2 DEC 1994	27

Uniform colours Shirt

Team 1st Black
Team 2nd White

Team Officials

Coach: Han Loong ONG (SGP)



Team Roster

As of WED 13 JUL 2022

USA - United States of America

No.	Name	Date of Birth	Age
1	Svetlana PLATONOVA	26 AUG 1984	37
2	Olly GOTEL	18 DEC 1967	54
4	Sarah McGARRITY	28 AUG 1988	33
5	Emily POZZI	15 SEP 1990	31
7	Stephanie SCHNORR (C)	15 AUG 1984	37
8	Carson Mary CHRUSCICKI	22 JAN 1996	26
9	Myrna LEWIS	10 NOV 1994	27
10	Tarika THIENAPIRAK	22 NOV 1991	30

Uniform colours **Shirt**

Team 1st White

Team 2nd Blue

Team Officials

Coach: Bill SCHOOLCRAFT (USA)



Tournament Summary

As of SUN 17 JUL 2022

Group A									
Rank	Teams	Pts	MP	Won	Ties	Lost	GF	GA	Diff.
1	FRA	7	3	2	1	0	21	5	16
2	GER	7	3	2	1	0	19	4	15
3	NZL	3	3	1	0	2	13	14	-1
4	USA	0	3	0	0	3	1	31	-30

Teams	FRA	GER	NZL	USA
FRA		2 - 2	9 - 2	10 - 1
GER	2 - 2		5 - 2	12 - 0
NZL	2 - 9	2 - 5		9 - 0
USA	1 - 10	0 - 12	0 - 9	

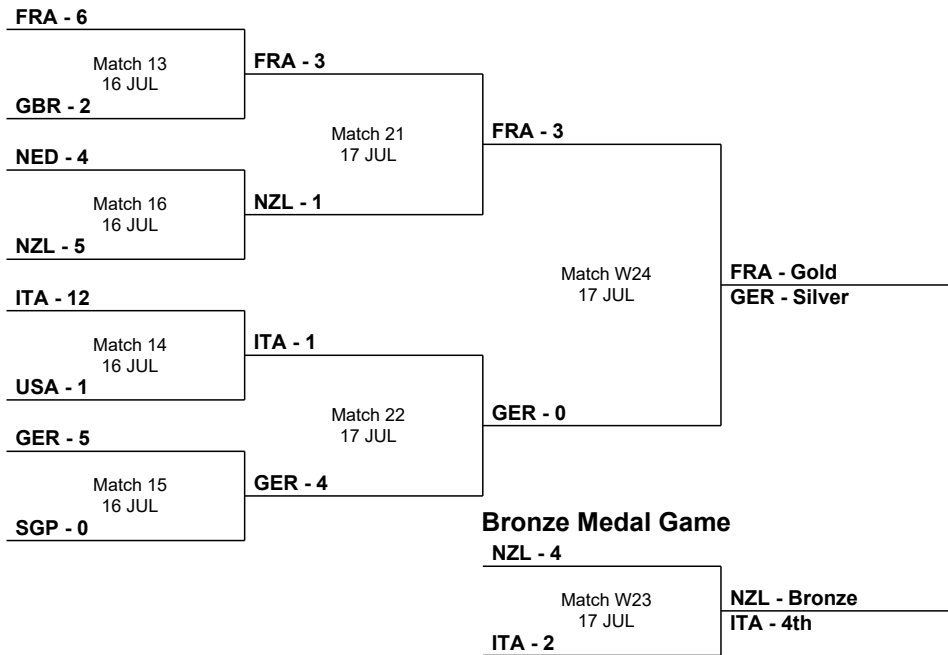
Group B									
Rank	Teams	Pts	MP	Won	Ties	Lost	GF	GA	Diff.
1	ITA	9	3	3	0	0	12	6	6
2	NED	6	3	2	0	1	11	8	3
3	SGP	3	3	1	0	2	10	12	-2
4	GBR	0	3	0	0	3	8	15	-7

Teams	ITA	NED	SGP	GBR
ITA		5 - 2	3 - 1	4 - 3
NED	2 - 5		4 - 3	5 - 0
SGP	1 - 3	3 - 4		6 - 5
GBR	3 - 4	0 - 5	5 - 6	

Quarterfinals

Semifinals

Gold Medal Game



Final Standings

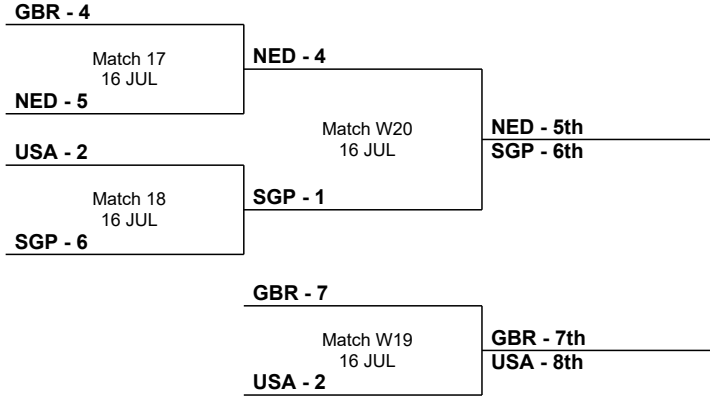
Medal	Rank	Team
Gold	1	FRA - France
Silver	2	GER - Germany
Bronze	3	NZL - New Zealand
	4	ITA - Italy
	5	NED - Netherlands
	6	SGP - Singapore
	7	GBR - Great Britain
	8	USA - United States of America




Tournament Summary

As of SUN 17 JUL 2022

Consolation Round 5-8



Legend:	Diff	Goal Difference	GA	Goals Against	GF	Goals For	MP	Matches Played	Pts	Points
---------	------	-----------------	----	---------------	----	-----------	----	----------------	-----	--------

Timing and Results provided by  TISSOT





Medallists (Team)

GOLD	SILVER	BRONZE
FRA - France Eloise FRIGOT Melissa LEDORMEUR Marion ROBERT Claire MOAL Celeste LOUIS Aline ROULLAND Clotilde LEMASLE Camille MEYER	GER - Germany Jill Lara RUTZEN Katharina Magdalena KRUSE Jule SCHWARZ Svenja SCHAEPER Nele SCHMALENBACH Leonie WAGNER Hilke Sophie VOGT Elena GILLES	NZL - New Zealand Klara RICHTER Emma SUTHERLAND Georgia WHEELER Julie BOLTON Kate BOLTON Sophie WINTON Erin MOORE Casey HALES



Game No.:19

Start List

GBR vs USA

Referees: Maurizio PELLI (ITA) / Virginie BRACKEZ (FRA)

GBR - Great Britain

No	Name	Date of Birth	Competition Statistics							
			MP	G	PG	GC	YC	RC	SW	SL
1	Nicole HUDSON	6 DEC 1998	5	2		2				
3	Lucy BOYCE	16 JUL 1999	5	2						
4	Sara LANAQ-MADDEN	15 JUN 2002	5	1		1				
5	Beth LITTLEWOOD	11 JUL 1996	5	4					4	6
6	Rhian GRIFFITHS	14 JUL 1995	5							
7	Kirsten LEE	23 MAY 1994	5	2						
8	Katie HOWES	18 APR 2002	5	3						
9	Amira RAOUDI	20 MAY 2000	5							1
Coach: Leighton JAMES (GBR)										

GBR Played		
PR	NED	0 - 5
PR	ITA	3 - 4
PR	SGP	5 - 6
QF	FRA	2 - 6
CR5-8	NED	4 - 5

USA - United States of America

No	Name	Date of Birth	Competition Statistics							
			MP	G	PG	GC	YC	RC	SW	SL
1	Svetlana PLATONOVA	26 AUG 1984	5	3		1				
2	Olly GOTEL	18 DEC 1967	5						1	4
4	Sarah McGARRITY	28 AUG 1988	5							
5	Emily POZZI	15 SEP 1990	5	1						
7	Stephanie SCHNORR	15 AUG 1984	5							5
8	Carson Mary CHRUSCICKI	22 JAN 1996	5			1				
9	Myrna LEWIS	10 NOV 1994	5							
10	Tarika THIENAPIRAK	22 NOV 1991	5							
Coach: Bill SCHOOLCRAFT (USA)										

USA Played		
PR	FRA	1 - 10
PR	NZL	0 - 9
PR	GER	0 - 12
QF	ITA	1 - 12
CR5-8	SGP	2 - 6

Legend:			
CR5-8	Consolation Round 5-8	G	Goals
MP	Matches Played	No	Shirt Number
QF	Quarter Final	RC	Red Cards
YC	Yellow Cards	GC	Green Cards
		PG	Penalty Goals
		SL	Sprints Lost
		Int'l. M.	International Matches
		PR	Preliminary Round
		SW	Sprints Won

Timing and Results provided by 





Game No.:19

Results

GBR 7 vs 2 USA

1st Period: 6 - 2
2nd Period: 1 - 0

Referees: Maurizio PELLI (ITA) / Virginie BRACKEZ (FRA)

GBR - Great Britain

No	Name	G / S	%	PS	%	AS	S	Punishments			TP
								GC	YC	RC	
1	Nicole HUDSON	2/3	67								16:10
3	Lucy BOYCE	1/1	100								11:24
4	Sara LANA-MADDEN	0/1	0					1			15:22
5	Beth LITTLEWOOD	0/4	0			2					17:27
6	Rhian GRIFFITHS					1					7:42
7	Kirsten LEE										5:12
8	Katie HOWES	1/2	50			1	2	1			20:00
9	Amira RAOUDI	3/3	100			1					6:43
Coach:		Leighton JAMES									
Total		7/14	50			5	2	2			

Running Score

GBR - USA

1st Period	
HOWES K.	1 : 0
HUDSON N.	2 : 0
RAOUDI A.	3 : 0
RAOUDI A.	4 : 0
	4 : 1 POZZI E.
BOYCE L.	5 : 1
	5 : 2 PLATONOVA S.
HUDSON N.	6 : 2

2nd Period

RAOUDI A. 7 : 2


USA - United States of America

No	Name	G / S	%	PS	%	AS	S	Punishments			TP
								GC	YC	RC	
1	Svetlana PLATONOVA	1/3	33								19:29
2	Olyy GOTEL	0/1	0			2					20:00
4	Sarah McGARRITY										2:33
5	Emily POZZI	1/2	50								17:54
7	Stephanie SCHNORR	0/4	0	0/1	0						17:58
8	Carson Mary CHRUSCICKI	0/1	0				1				11:39
9	Myrna LEWIS										2:06
10	Tarika THIENAPIRAK	0/1	0				1				8:21
Coach:		Bill SCHOOLCRAFT									
Total		2/12	17	0/1	0	2	2				

Team Statistics	CS	%	BS	%	PS	%	FB	%	C	SW
Great Britain	6/13	46					1/1	100	0	1
United States of America	2/11	18			0/1	0			0	1

Legend:

%	Efficiency	AS	Assists	BS	Background Shots	C	Corner	CS	Close Shots	FB	Fastbreaks
G/S	Goals/Shots	GC	Green Card	PS	Penalty Shots	RC	Red Card	S	Saves	SW	Sprints Won
YC	Yellow Card										

Timing and Results provided by  TISSOT



Game No.:20

Start List

NED vs SGP

Referees: Marta BUGAJ (POL) / Ezio AMBROSETTI (USA)

NED - Netherlands

No	Name	Date of Birth	Competition Statistics							
			MP	G	PG	GC	YC	RC	SW	SL
1	Charlotte BAKKES	24 SEP 1992	5	5	1	1				
2	Selina DIJKSTRA	8 APR 2000	5						4	1
3	Alisha van den BERG	10 MAR 2002	5	5						
4	Marijke DIJKMAN	24 AUG 1981	5	4						
5	Linda van AS	11 AUG 1997	5	2					2	4
6	Marieke van HOFSLLOT	9 JUL 1999	5							
7	Sarissa van VEENENDAAL	12 JAN 1995	5	3						
8	Diewertje BINK	14 JUL 1987	5	1						

Coach: Sytse van der ZWAN (NED) / Maartje SYPKENS (NED)

NED Played		
PR	GBR	5-0
PR	SGP	4-3
PR	ITA	2-5
QF	NZL	4-5
CR5-8	GBR	5-4

SGP - Singapore

No	Name	Date of Birth	Competition Statistics							
			MP	G	PG	GC	YC	RC	SW	SL
1	Li Ling TAN	24 MAY 1991	5	3		1				
2	Kasxier LOW	30 MAR 1985	5			1			3	7
3	Shu Wen ONG	29 JAN 1984	5							
4	Fang Hui LEOW	27 OCT 1990	5	9						
5	Carmellia KIONG	8 OCT 1997	5							
6	Konstanze KWEK	12 JUL 1997	5	4						
7	Hui Xuan NG	2 DEC 1994	5							

Coach: Han Loong ONG (SGP)

SGP Played		
PR	ITA	1-3
PR	NED	3-4
PR	GBR	6-5
QF	GER	0-5
CR5-8	USA	6-2

Legend:			
CR5-8	Consolation Round 5-8	G	Goals
MP	Matches Played	No	Shirt Number
QF	Quarter Final	RC	Red Cards
YC	Yellow Cards	GC	Green Cards
		PG	Penalty Goals
		SL	Sprints Lost
		Int'l. M.	International Matches
		PR	Preliminary Round
		SW	Sprints Won

Timing and Results provided by  TISSOT



Game No.:20

Results

NED 4 vs 1 SGP

1st Period: 1 - 0
2nd Period: 3 - 1

Referees: Marta BUGAJ (POL) / Ezio AMBROSETTI (USA)

NED - Netherlands

No	Name	G / S	%	PS	%	AS	S	Punishments			TP
								GC	YC	RC	
1	Charlotte BAKKES	0/2	0								18:04
2	Selina DIJKSTRA										8:50
3	Alisha van den BERG	1/5	20								17:26
4	Marijke DIJKMAN	0/2	0								11:41
5	Linda van AS	1/1	100								12:50
6	Marieke van HOFSLLOT	1/2	50				2				8:57
7	Sarissa van VEENENDAAL	1/2	50				2				12:16
8	Diewertje BINK	0/1	0								9:56
Coach:		Maartje SYPKENS									
Total		4/15	27				4				

Running Score

NED - SGP


1st Period	
VAN VEENENDAAL S.	1 : 0
2nd Period	
VAN DEN BERG A.	2 : 0
VAN HOFSLLOT M.	3 : 1 TAN L.
VAN AS L.	4 : 1

SGP - Singapore

No	Name	G / S	%	PS	%	AS	S	Punishments			TP
								GC	YC	RC	
1	Li Ling TAN	1/5	20				1				18:28
2	Kasxier LOW	0/2	0				1				13:18
3	Shu Wen ONG	0/1	0								17:44
4	Fang Hui LEOW	0/3	0					1			20:00
5	Carmellia KIONG	0/1	0				1				4:39
6	Konstanze KWEK	0/5	0								16:44
7	Hui Xuan NG	0/1	0								9:07
Coach:		Han Loong ONG									
Total		1/18	6				3	1			

Team Statistics	CS	%	BS	%	PS	%	FB	%	C	SW
Netherlands	3/11	27	0/3	0			1/1	100	0	1
Singapore	1/17	6	0/1	0					0	1

Legend:	% Efficiency	AS Assists	BS Background Shots	C Corner	CS Close Shots	FB Fastbreaks
G/S Goals/Shots	GC Green Card	PS Penalty Shots	RC Red Card	S Saves	SW Sprints Won	
YC Yellow Card						

Timing and Results provided by  TISSOT



Game No.:23

Start List

NZL vs ITA

Referees: Marta BUGAJ (POL) / Ezio AMBROSETTI (USA)

NZL - New Zealand

No	Name	Date of Birth	Competition Statistics							
			MP	G	PG	GC	YC	RC	SW	SL
2	Klara RICHTER	24 SEP 1997	5	2						
3	Emma SUTHERLAND	31 DEC 1987	5			1				
4	Georgia WHEELER	16 NOV 1999	5	6	1					1
5	Julie BOLTON	12 APR 1990	5	1		1				
6	Kate BOLTON	30 APR 1984	5	1						
7	Sophie WINTON	30 SEP 1993	5	1					3	2
9	Erin MOORE	12 APR 1990	5	4						
10	Casey HALES	9 JUN 2000	5	4		1			2	2
Coach: Freya HOGARTH (NZL)										


NZL Played		
PR	GER	2-5
PR	USA	9-0
PR	FRA	2-9
QF	NED	5-4
SF	FRA	1-3

ITA - Italy

No	Name	Date of Birth	Competition Statistics							
			MP	G	PG	GC	YC	RC	SW	SL
1	Ada PRESTIPINO	27 AUG 1982	5	4						
3	Martina ANASTASI	3 MAR 1988	5	2						
4	Maddalena LAGO	13 SEP 1997	5	2						
6	Roberta Elsa CATANIA	12 JAN 1989	5	8					4	2
7	Chiara TREVISAN	15 FEB 1998	5	1						
8	Silvia COGONI	3 OCT 1991	5	1		1			2	1
9	Giulia BUONVENGA	2 JUL 2001	5	3					1	
10	Flavia LANDOLINA	31 AUG 1995	5	4						
Coach: Francesca CIANCIO (ITA)										

ITA Played		
PR	SGP	3-1
PR	GBR	4-3
PR	NED	5-2
QF	USA	12-1
SF	GER	1-4

Legend:		
CR5-8	Consolation Round 5-8	G Goals
MP	Matches Played	No Shirt Number
QF	Quarter Final	RC Red Cards
SW	Sprints Won	YC Yellow Cards
		GC Green Cards
		PG Penalty Goals
		SF SemiFinal
		Int'l. M. International Matches
		PR Preliminary Round
		SL Sprints Lost

Timing and Results provided by  TISSOT





Game No.:23

Results

NZL 4 vs 2 ITA

1st Period: 2 - 1
2nd Period: 2 - 1

Referees: Marta BUGAJ (POL) / Ezio AMBROSETTI (USA)

NZL - New Zealand

No	Name	G / S	%	PS	%	AS	S	Punishments			TP
								GC	YC	RC	
2	Klara RICHTER	1/1	100								12:21
3	Emma SUTHERLAND										7:52
4	Georgia WHEELER	0/3	0			1	1				10:15
5	Julie BOLTON	1/1	100								18:44
6	Kate BOLTON	0/2	0			1	7				16:53
7	Sophie WINTON	0/1	0								6:35
9	Erin MOORE	1/2	50				1				17:15
10	Casey HALES	1/1	100								10:05
Coach:		Freya HOGARTH									
Total		4/11	36			2	9				

Running Score

NZL - ITA

1st Period
BOLTON J. 1 : 0
HALES C. 2 : 0
2 : 1 LAGO M.

2nd Period
2 : 2 COGONI S.
MOORE E. 3 : 2
RICHTER K. 4 : 2

ITA - Italy

No	Name	G / S	%	PS	%	AS	S	Punishments			TP
								GC	YC	RC	
1	Ada PRESTIPINO	0/2	0			1					10:51
3	Martina ANASTASI										5:48
4	Maddalena LAGO	1/3	33				3				12:16
6	Roberta Elsa CATANIA	0/2	0								20:00
7	Chiara TREVISAN										10:08
8	Silvia COGONI	1/7	14								18:17
9	Giulia BUONVenga	0/1	0			1					9:27
10	Flavia LANDOLINA	0/4	0								13:13
Coach:		Francesca CIANCIO									
Total		2/19	11			2	3				

Team Statistics	CS	%	BS	%	PS	%	FB	%	C	SW
New Zealand	3/8	38	0/2	0			1/1	100	0	0
Italy	2/17	12	0/2	0					0	2

Legend:											
%	Efficiency	AS	Assists	BS	Background Shots	C	Corner	CS	Close Shots	FB	Fastbreaks
G/S	Goals/Shots	GC	Green Card	PS	Penalty Shots	RC	Red Card	S	Saves	SW	Sprints Won
YC	Yellow Card										

Timing and Results provided by  TISSOT





Game No.:24

Start List

FRA vs GER

Referees: Elan WINTER (GBR) / Maurizio PELLI (ITA)

FRA - France

No	Name	Date of Birth	Competition Statistics							
			MP	G	PG	GC	YC	RC	SW	SL
1	Eloise FRIGOT	8 NOV 1994	5	1						
2	Melissa LEDORMEUR	2 JUL 1989	5	5					5	
3	Marion ROBERT	30 AUG 2000	5	3		1				
4	Claire MOAL	3 APR 1992	5	4						
5	Celeste LOUIS	12 APR 1999	5	1						
6	Aline ROULLAND	15 JUL 1992	5	7		1			4	1
7	Clotilde LEMASLE	23 MAY 2000	5	8						
8	Camille MEYER	15 APR 1999	5	1	1					
Coach: Thomas RICHER (FRA)										


FRA Played		
PR	USA	10 - 1
PR	GER	2 - 2
PR	NZL	9 - 2
QF	GBR	6 - 2
SF	NZL	3 - 1

GER - Germany

No	Name	Date of Birth	Competition Statistics							
			MP	G	PG	GC	YC	RC	SW	SL
1	Jill Lara RUTZEN	1 DEC 2000	5							
2	Katharina Magdalena KRUSE	7 SEP 1990	5	3						
3	Jule SCHWARZ	30 SEP 1999	5	7		1				
5	Svenja SCHAEPER	6 APR 1995	5	4						
6	Nele SCHMALENBACH	24 JUL 2003	5	5					1	1
7	Leonie WAGNER	2 MAY 1997	5	6					5	2
8	Hilke Sophie VOGT	29 APR 2000	5	2						
10	Elena GILLES	6 APR 1989	5	1						1
Coach: Bjorn TRUBNER (GER)										

GER Played		
PR	NZL	5 - 2
PR	FRA	2 - 2
PR	USA	12 - 0
QF	SGP	5 - 0
SF	ITA	4 - 1

Legend:				
CR5-8	Consolation Round 5-8	G Goals	GC Green Cards	Int'l. M. International Matches
MP	Matches Played	No Shirt Number	PG Penalty Goals	PR Preliminary Round
QF	Quarter Final	RC Red Cards	SF SemiFinal	SL Sprints Lost
SW	Sprints Won	YC Yellow Cards		

Timing and Results provided by 





Game No.:24

Results

FRA 3 vs 0 GER

1st Period: 0 - 0
2nd Period: 3 - 0

Referees: Elan WINTER (GBR) / Maurizio PELLI (ITA)

FRA - France

No	Name	G / S	%	PS	%	AS	S	Punishments			TP
								GC	YC	RC	
1	Eloise FRIGOT	1/2	50								10:49
2	Melissa LEDORMEUR										8:52
3	Marion ROBERT					1					11:02
4	Claire MOAL	0/1	0					1			14:43
5	Celeste LOUIS						5				16:38
6	Aline ROULLAND	1/3	33								13:06
7	Clotilde LEMASLE	0/3	0			1					16:42
8	Camille MEYER	1/1	100			1					8:08
Coach:		Thomas RICHER									
Total		3/10	30			3	5	1			

Running Score

FRA - GER

2nd Period
FRIGOT E. 1 : 0
ROULLAND A. 2 : 0
MEYER C. 3 : 0

GER - Germany

No	Name	G / S	%	PS	%	AS	S	Punishments			TP
								GC	YC	RC	
1	Jill Lara RUTZEN	0/2	0				3				12:40
2	Katharina Magdalena KRUSE	0/2	0								13:24
3	Jule SCHWARZ	0/2	0								12:13
5	Svenja SCHAEFER	0/2	0								10:40
6	Nele SCHMALENBACH	0/1	0	0/1	0			1			12:42
7	Leonie WAGNER	0/3	0								16:35
8	Hilke Sophie VOGT	0/1	0								10:44
10	Elena GILLES										11:02
Coach:		Bjorn TRUBNER									
Total		0/13	0	0/1	0		3	1			

Team Statistics	CS	%	BS	%	PS	%	FB	%	C	SW
France	3/10	30							0	0
Germany	0/10	0	0/2	0	0/1	0			0	2

Legend:											
%	Efficiency	AS	Assists	BS	Background Shots	C	Corner	CS	Close Shots	FB	Fastbreaks
G/S	Goals/Shots	GC	Green Card	PS	Penalty Shots	RC	Red Card	S	Saves	SW	Sprints Won
YC	Yellow Card										

Timing and Results provided by 



Game No.:21

Start List

FRA vs NZL

Referees: Ezio AMBROSETTI (USA) / Elan WINTER (GBR)

FRA - France

No	Name	Date of Birth	Competition Statistics							
			MP	G	PG	GC	YC	RC	SW	SL
1	Eloise FRIGOT	8 NOV 1994	4	1						
2	Melissa LEDORMEUR	2 JUL 1989	4	5					4	
3	Marion ROBERT	30 AUG 2000	4	3		1				
4	Claire MOAL	3 APR 1992	4	2						
5	Celeste LOUIS	12 APR 1999	4	1						
6	Aline ROULLAND	15 JUL 1992	4	6		1			3	1
7	Clotilde LEMASLE	23 MAY 2000	4	8						
8	Camille MEYER	15 APR 1999	4	1	1					
Coach: Thomas RICHER (FRA)										


FRA Played		
PR	USA	10 - 1
PR	GER	2 - 2
PR	NZL	9 - 2
QF	GBR	6 - 2

NZL - New Zealand

No	Name	Date of Birth	Competition Statistics							
			MP	G	PG	GC	YC	RC	SW	SL
2	Klara RICHTER	24 SEP 1997	4	2						
3	Emma SUTHERLAND	31 DEC 1987	4			1				
4	Georgia WHEELER	16 NOV 1999	4	5	1					1
5	Julie BOLTON	12 APR 1990	4	1		1				
6	Kate BOLTON	30 APR 1984	4	1						
7	Sophie WINTON	30 SEP 1993	4	1					3	1
9	Erin MOORE	12 APR 1990	4	4						
10	Casey HALES	9 JUN 2000	4	4		1			2	1
Coach: Freya HOGARTH (NZL)										

NZL Played		
PR	GER	2 - 5
PR	USA	9 - 0
PR	FRA	2 - 9
QF	NED	5 - 4

Legend:			
CR5-8	Consolation Round 5-8	G	Goals
MP	Matches Played	No	Shirt Number
QF	Quarter Final	RC	Red Cards
YC	Yellow Cards	GC	Green Cards
		PG	Penalty Goals
		SL	Sprints Lost
		Int'l. M.	International Matches
		PR	Preliminary Round
		SW	Sprints Won

Timing and Results provided by 



Game No.:21

Results

FRA 3 vs 1 NZL

1st Period: 3 - 1
2nd Period: 0 - 0

Referees: Ezio AMBROSETTI (USA) / Elan WINTER (GBR)

FRA - France

No	Name	G / S	%	PS	%	AS	S	Punishments			TP	
								GC	YC	RC		
1	Eloise FRIGOT											11:51
2	Melissa LEDORMEUR					1						12:12
3	Marion ROBERT	0/1	0									12:40
4	Claire MOAL	2/2	100									10:22
5	Celeste LOUIS	0/2	0			1	9					19:03
6	Aline ROULLAND	1/1	100									10:13
7	Clotilde LEMASLE	0/2	0			1						13:44
8	Camille MEYER	0/1	0									9:55
Coach:		Thomas RICHER										
Total		3/9	33			3	9					

Running Score

FRA - NZL

1st Period

0 : 1 WHEELER G.

MOAL C. 1 : 1

ROULLAND A. 2 : 1


MOAL C. 3 : 1

NZL - New Zealand

No	Name	G / S	%	PS	%	AS	S	Punishments			TP	
								GC	YC	RC		
2	Klara RICHTER	0/4	0									13:39
3	Emma SUTHERLAND	0/1	0									9:31
4	Georgia WHEELER	1/4	25				1					13:47
5	Julie BOLTON	0/3	0				1					14:44
6	Kate BOLTON	0/1	0									15:21
7	Sophie WINTON	0/1	0									6:56
9	Erin MOORE	0/1	0									14:28
10	Casey HALES	0/2	0									11:34
Coach:		Freya HOGARTH										
Total		1/17	6				2					

Team Statistics	CS	%	BS	%	PS	%	FB	%	C	SW
France	2/4	50	1/5	20					0	2
New Zealand	1/15	7	0/2	0					0	0

Legend:											
%	Efficiency	AS	Assists	BS	Background Shots	C	Corner	CS	Close Shots	FB	Fastbreaks
G/S	Goals/Shots	GC	Green Card	PS	Penalty Shots	RC	Red Card	S	Saves	SW	Sprints Won
YC	Yellow Card										

Timing and Results provided by  TISSOT





Game No.:22

Start List

ITA vs GER

Referees: Marta BUGAJ (POL) / Stephen Jason WATTS (GBR)

ITA - Italy

No	Name	Date of Birth	Competition Statistics							
			MP	G	PG	GC	YC	RC	SW	SL
1	Ada PRESTIPINO	27 AUG 1982	4	4						
3	Martina ANASTASI	3 MAR 1988	4	2						
4	Maddalena LAGO	13 SEP 1997	4	2						
6	Roberta Elsa CATANIA	12 JAN 1989	4	8					4	1
7	Chiara TREVISAN	15 FEB 1998	4	1						
8	Silvia COGONI	3 OCT 1991	4	1		1			1	1
9	Giulia BUONVENGA	2 JUL 2001	4	3					1	
10	Flavia LANDOLINA	31 AUG 1995	4	3						
Coach: Francesca CIANCIO (ITA)										


ITA Played		
PR	SGP	3 - 1
PR	GBR	4 - 3
PR	NED	5 - 2
QF	USA	12 - 1

GER - Germany

No	Name	Date of Birth	Competition Statistics							
			MP	G	PG	GC	YC	RC	SW	SL
1	Jill Lara RUTZEN	1 DEC 2000	4							
2	Katharina Magdalena KRUSE	7 SEP 1990	4	2						
3	Jule SCHWARZ	30 SEP 1999	4	6		1				
5	Svenja SCHAEPER	6 APR 1995	4	4						
6	Nele SCHMALENBACH	24 JUL 2003	4	4					1	1
7	Leonie WAGNER	2 MAY 1997	4	5					4	1
8	Hilke Sophie VOGT	29 APR 2000	4	2						
10	Elena GILLES	6 APR 1989	4	1						1
Coach: Bjorn TRUBNER (GER)										

GER Played		
PR	NZL	5 - 2
PR	FRA	2 - 2
PR	USA	12 - 0
QF	SGP	5 - 0

Legend:			
CR5-8	Consolation Round 5-8	G	Goals
MP	Matches Played	No	Shirt Number
QF	Quarter Final	RC	Red Cards
YC	Yellow Cards	GC	Green Cards
		PG	Penalty Goals
		SL	Sprints Lost
		Int'l. M.	International Matches
		PR	Preliminary Round
		SW	Sprints Won

Timing and Results provided by  TISSOT



Game No.:22

Results

ITA 1 vs 4 GER

1st Period: 1 - 3
2nd Period: 0 - 1

Referees: Marta BUGAJ (POL) / Stephen Jason WATTS (GBR)

ITA - Italy

No	Name	G / S	%	PS	%	AS	S	Punishments			TP	
								GC	YC	RC		
1	Ada PRESTIPINO											13:12
3	Martina ANASTASI	0/1	0									10:03
4	Maddalena LAGO	0/1	0				2					20:00
6	Roberta Elsa CATANIA	0/3	0			1						20:00
7	Chiara TREVISAN						1					5:28
8	Silvia COGONI											16:06
9	Giulia BUONVENGA											3:54
10	Flavia LANDOLINA	1/2	50									11:17
Coach:		Francesca CIANCIO										
Total		1/7	14			1	3					

Running Score

ITA - GER

1st Period

0 : 1 SCHWARZ J.

0 : 2 KRUSE K.

0 : 3 WAGNER L.

LANDOLINA F. 1 : 3

2nd Period

1 : 4 SCHMALENBACH N.


GER - Germany

No	Name	G / S	%	PS	%	AS	S	Punishments			TP	
								GC	YC	RC		
1	Jill Lara RUTZEN					3	2					14:44
2	Katharina Magdalena KRUSE	1/2	50									13:31
3	Jule SCHWARZ	1/4	25									13:56
5	Svenja SCHAEFER	0/3	0									12:19
6	Nele SCHMALENBACH	1/2	50									11:24
7	Leonie WAGNER	1/2	50				1					13:24
8	Hilke Sophie VOGT											9:29
10	Elena GILLES	0/2	0									11:13
Coach:		Bjorn TRUBNER										
Total		4/15	27			3	3					

Team Statistics	CS	%	BS	%	PS	%	FB	%	C	SW
Italy	1/3	33	0/4	0					0	1
Germany	4/14	29	0/1	0					0	1

Legend:

%	Efficiency	AS	Assists	BS	Background Shots	C	Corner	CS	Close Shots	FB	Fastbreaks
G/S	Goals/Shots	GC	Green Card	PS	Penalty Shots	RC	Red Card	S	Saves	SW	Sprints Won
YC	Yellow Card										

Timing and Results provided by  TISSOT



Game No.:17

Start List

GBR vs NED

Referees: Maurizio PELLI (ITA) / Marta BUGAJ (POL)

GBR - Great Britain

No	Name	Date of Birth	Competition Statistics							
			MP	G	PG	GC	YC	RC	SW	SL
1	Nicole HUDSON	6 DEC 1998	4	2		1				
3	Lucy BOYCE	16 JUL 1999	4	1						
4	Sara LANAO-MADDEN	15 JUN 2002	4	1						
5	Beth LITTLEWOOD	11 JUL 1996	4	3					4	4
6	Rhian GRIFFITHS	14 JUL 1995	4							
7	Kirsten LEE	23 MAY 1994	4	1						
8	Katie HOWES	18 APR 2002	4	2						
9	Amira RAOUDI	20 MAY 2000	4							
Coach: Leighton JAMES (GBR)										


GBR Played		
PR	NED	0-5
PR	ITA	3-4
PR	SGP	5-6
QF	FRA	2-6

NED - Netherlands

No	Name	Date of Birth	Competition Statistics							
			MP	G	PG	GC	YC	RC	SW	SL
1	Charlotte BAKKES	24 SEP 1992	4	4	1	1				
2	Selina DIJKSTRA	8 APR 2000	4						3	1
3	Alisha van den BERG	10 MAR 2002	4	5						
4	Marijke DIJKMAN	24 AUG 1981	4	3						
5	Linda van AS	11 AUG 1997	4	2						4
6	Marieke van HOFSLLOT	9 JUL 1999	4							
7	Sarissa van VEENENDAAL	12 JAN 1995	4							
8	Diewertje BINK	14 JUL 1987	4	1						
Coach: Sytse van der ZWAN (NED) / Maartje SYPKENS (NED)										

NED Played		
PR	GBR	5-0
PR	SGP	4-3
PR	ITA	2-5
QF	NZL	4-5

Legend:							
CR5-8	Consolation Round 5-8	G	Goals	GC	Green Cards	Int'l. M.	International Matches
MP	Matches Played	No	Shirt Number	PG	Penalty Goals	PR	Preliminary Round
QF	Quarter Final	RC	Red Cards	SL	Sprints Lost	SW	Sprints Won
YC	Yellow Cards						

Timing and Results provided by  TISSOT





Game No.:17

Results

GBR 4 vs 5 NED

1st Period: 2 - 3
2nd Period: 2 - 1
1st Overtime: 0 - 1

Referees: Maurizio PELLI (ITA) / Marta BUGAJ (POL)

GBR - Great Britain

No	Name	G / S	%	PS	%	AS	S	Punishments			TP
								GC	YC	RC	
1	Nicole HUDSON	0/2	0					1			30:00
3	Lucy BOYCE	1/1	100			1					7:37
4	Sara LANAO-MADDEN					1		1			21:38
5	Beth LITTLEWOOD	1/1	100								26:10
6	Rhian GRIFFITHS	0/1	0								7:38
7	Kirsten LEE	1/1	100								4:34
8	Katie HOWES	1/3	33				5				29:18
9	Amira RAOUDI	0/4	0			1					23:05
Coach:		Leighton JAMES									
Total		4/13	31			3	5	2			

NED - Netherlands

No	Name	G / S	%	PS	%	AS	S	Punishments			TP
								GC	YC	RC	
1	Charlotte BAKKES	1/4	25			1					26:17
2	Selina DIJKSTRA										7:49
3	Alisha van den BERG	0/1	0			2	1				30:00
4	Marijke DIJKMAN	1/1	100								11:18
5	Linda van AS	0/2	0			2					21:18
6	Marieke van HOFSLLOT	0/1	0								6:11
7	Sarissa van VEENENDAAL	3/5	60				2				24:05
8	Diewertje BINK	0/2	0								23:02
Coach:		Maartje SYPKENS									
Total		5/16	31			5	3				

Team Statistics	CS	%	BS	%	PS	%	FB	%	C	SW
Great Britain	3/11	27	1/2	50					0	0
Netherlands	5/15	33	0/1	0					0	3

Running Score

GBR - NED

1st Period

BOYCE L.	1	: 0	
	1	: 1	VAN VEENENDAAL S.
	1	: 2	DIJKMAN M.
	1	: 3	VAN VEENENDAAL S.
HOWES K.	2	: 3	

2nd Period

LEE K.	3	: 3	
	3	: 4	BAKKES C.
LITTLEWOOD B.	4	: 4	

1st Overtime

	4	: 5	VAN VEENENDAAL S.
--	---	-----	-------------------

Legend:											
%	Efficiency	AS	Assists	BS	Background Shots	C	Corner	CS	Close Shots	FB	Fastbreaks
G/S	Goals/Shots	GC	Green Card	PS	Penalty Shots	RC	Red Card	S	Saves	SW	Sprints Won
YC	Yellow Card										

Timing and Results provided by TISSOT





Game No.:18

Start List

USA vs SGP

Referees: Virginie BRACKEZ (FRA) / Stephen Jason WATTS (GBR)

USA - United States of America

No	Name	Date of Birth	Competition Statistics							
			MP	G	PG	GC	YC	RC	SW	SL
1	Svetlana PLATONOVA	26 AUG 1984	4	2		1				
2	Olly GOTEL	18 DEC 1967	4						1	3
4	Sarah McGARRITY	28 AUG 1988	4							
5	Emily POZZI	15 SEP 1990	4							
7	Stephanie SCHNORR	15 AUG 1984	4							4
8	Carson Mary CHRUSCICKI	22 JAN 1996	4			1				
9	Myrna LEWIS	10 NOV 1994	4							
10	Tarika THIENAPIRAK	22 NOV 1991	4							
Coach: Bill SCHOOLCRAFT (USA)										


USA Played		
PR	FRA	1 - 10
PR	NZL	0 - 9
PR	GER	0 - 12
QF	ITA	1 - 12

SGP - Singapore

No	Name	Date of Birth	Competition Statistics							
			MP	G	PG	GC	YC	RC	SW	SL
1	Li Ling TAN	24 MAY 1991	4	1		1				
2	Kasxier LOW	30 MAR 1985	4			1			1	7
3	Shu Wen ONG	29 JAN 1984	4							
4	Fang Hui LEOW	27 OCT 1990	4	6						
5	Carmellia KIONG	8 OCT 1997	4							
6	Konstanze KWEK	12 JUL 1997	4	3						
7	Hui Xuan NG	2 DEC 1994	4							
Coach: Han Loong ONG (SGP)										

SGP Played		
PR	ITA	1 - 3
PR	NED	3 - 4
PR	GBR	6 - 5
QF	GER	0 - 5

Legend:			
CR5-8	Consolation Round 5-8	G	Goals
MP	Matches Played	No	Shirt Number
QF	Quarter Final	RC	Red Cards
YC	Yellow Cards	GC	Green Cards
		PG	Penalty Goals
		SL	Sprints Lost
		Int'l. M.	International Matches
		PR	Preliminary Round
		SW	Sprints Won

Timing and Results provided by 



Game No.:18

Results

USA 2 vs 6 SGP

1st Period: 2 - 3
2nd Period: 0 - 3

Referees: Virginie BRACKEZ (FRA) / Stephen Jason WATTS (GBR)

USA - United States of America

No	Name	G / S	%	PS	%	AS	S	Punishments			TP
								GC	YC	RC	
1	Svetlana PLATONOVA	1/4	25				2				17:43
2	Oily GOTEL	0/1	0								18:38
4	Sarah McGARRITY										1:22
5	Emily POZZI	1/3	33								20:00
7	Stephanie SCHNORR					2					20:00
8	Carson Mary CHRUSCICKI	0/1	0								15:59
9	Myrna LEWIS										2:17
10	Tarika THIENAPIRAK										4:01
Coach:		Bill SCHOOLCRAFT									
Total		2/9	22			2	2				

Running Score

USA - SGP

1st Period	
PLATONOVA S.	1 : 0
	1 : 1 TAN L.
POZZI E.	2 : 1
	2 : 2 TAN L.
	2 : 3 LEOW F.
2nd Period	
	2 : 4 LEOW F.
	2 : 5 LEOW F.
	2 : 6 KWEK K.

SGP - Singapore

No	Name	G / S	%	PS	%	AS	S	Punishments			TP
								GC	YC	RC	
1	Li Ling TAN	2/3	67			1	2				20:00
2	Kasxier LOW	0/1	0			1					20:00
3	Shu Wen ONG	0/1	0								18:16
4	Fang Hui LEOW	3/6	50			2					20:00
5	Carmellia KIONG										1:34
6	Konstanze KWEK	1/5	20								12:43
7	Hui Xuan NG										7:27
Coach:		Han Loong ONG									
Total		6/16	38			4	2				

Team Statistics	CS	%	BS	%	PS	%	FB	%	C	SW
United States of America	2/8	25	0/1	0					0	0
Singapore	5/14	36	1/2	50					0	2

Legend:											
%	Efficiency	AS	Assists	BS	Background Shots	C	Corner	CS	Close Shots	FB	Fastbreaks
G/S	Goals/Shots	GC	Green Card	PS	Penalty Shots	RC	Red Card	S	Saves	SW	Sprints Won
YC	Yellow Card										

Timing and Results provided by TISSOT





Game No.:13

Start List

FRA vs GBR

Referees: Maurizio PELLI (ITA) / Weishuo, Evan KONG (SGP)

FRA - France

No	Name	Date of Birth	Competition Statistics							
			MP	G	PG	GC	YC	RC	SW	SL
1	Eloise FRIGOT	8 NOV 1994	3	1						
2	Melissa LEDORMEUR	2 JUL 1989	3	4					3	
3	Marion ROBERT	30 AUG 2000	3	3		1				
4	Claire MOAL	3 APR 1992	3	2						
5	Celeste LOUIS	12 APR 1999	3							
6	Aline ROULLAND	15 JUL 1992	3	6		1			2	1
7	Clotilde LEMASLE	23 MAY 2000	3	4						
8	Camille MEYER	15 APR 1999	3	1	1					
Coach: Thomas RICHER (FRA)										

FRA Played		
PR	USA	10 - 1
PR	GER	2 - 2
PR	NZL	9 - 2

GBR - Great Britain

No	Name	Date of Birth	Competition Statistics							
			MP	G	PG	GC	YC	RC	SW	SL
1	Nicole HUDSON	6 DEC 1998	3	2		1				
3	Lucy BOYCE	16 JUL 1999	3							
4	Sara LANAQ-MADDEN	15 JUN 2002	3							
5	Beth LITTLEWOOD	11 JUL 1996	3	3					4	2
6	Rhian GRIFFITHS	14 JUL 1995	3							
7	Kirsten LEE	23 MAY 1994	3	1						
8	Katie HOWES	18 APR 2002	3	2						
9	Amira RAOUDI	20 MAY 2000	3							
Coach: Leighton JAMES (GBR)										

GBR Played		
PR	NED	0 - 5
PR	ITA	3 - 4
PR	SGP	5 - 6

Legend:		
CR5-8	Consolation Round 5-8	
MP	Matches Played	G Goals
RC	Red Cards	No Shirt Number
		SL Sprints Lost
		GC Green Cards
		PG Penalty Goals
		SW Sprints Won
		Int'l. M. International Matches
		PR Preliminary Round
		YC Yellow Cards

Timing and Results provided by 



Game No.:13

Results

FRA 6 vs 2 GBR

1st Period: 4 - 1
2nd Period: 2 - 1

Referees: Maurizio PELLI (ITA) / Weishuo, Evan KONG (SGP)

FRA - France

No	Name	G / S	%	PS	%	AS	S	Punishments			TP
								GC	YC	RC	
1	Eloise FRIGOT	0/3	0								12:23
2	Melissa LEDORMEUR	1/2	50								13:02
3	Marion ROBERT	0/1	0								9:07
4	Claire MOAL										13:22
5	Celeste LOUIS	1/1	100				3				19:33
6	Aline ROULLAND										12:40
7	Clotilde LEMASLE	4/4	100			1					9:44
8	Camille MEYER	0/1	0			1					10:09
Coach:		Thomas RICHER									
Total		6/12	50			2	3				

Running Score

FRA - GBR

1st Period

LEMASLE C. 1 : 0

LEMASLE C. 2 : 0

LEMASLE C. 3 : 0

3 : 1 BOYCE L.

LOUIS C. 4 : 1

2nd Period

4 : 2 LANAO-MADDEN S.

LEMASLE C. 5 : 2

LEDORMEUR M. 6 : 2

GBR - Great Britain

No	Name	G / S	%	PS	%	AS	S	Punishments			TP
								GC	YC	RC	
1	Nicole HUDSON	0/4	0								16:38
3	Lucy BOYCE	1/2	50								13:44
4	Sara LANAO-MADDEN	1/2	50								10:57
5	Beth LITTLEWOOD	0/2	0								17:39
6	Rhian GRIFFITHS										4:54
7	Kirsten LEE										6:33
8	Katie HOWES	0/2	0				1				18:16
9	Amira RAOUDI	0/1	0								11:19
Coach:		Leighton JAMES									
Total		2/13	15				1				

Team Statistics	CS	%	BS	%	PS	%	FB	%	C	SW
France	1/7	14	1/1	100			4/4	100	0	2
Great Britain	2/11	18	0/2	0					0	0

Legend:											
%	Efficiency	AS	Assists	BS	Background Shots	C	Corner	CS	Close Shots	FB	Fastbreaks
G/S	Goals/Shots	GC	Green Card	PS	Penalty Shots	RC	Red Card	S	Saves	SW	Sprints Won
YC	Yellow Card										

Timing and Results provided by  TISSOT



Game No.:14

Start List

ITA vs USA

Referees: Virginie BRACKEZ (FRA) / Elan WINTER (GBR)

ITA - Italy

No	Name	Date of Birth	Competition Statistics							
			MP	G	PG	GC	YC	RC	SW	SL
1	Ada PRESTIPINO	27 AUG 1982	3	2						
3	Martina ANASTASI	3 MAR 1988	3	1						
4	Maddalena LAGO	13 SEP 1997	3	2						
6	Roberta Elsa CATANIA	12 JAN 1989	3	3					3	1
7	Chiara TREVISAN	15 FEB 1998	3							
8	Silvia COGONI	3 OCT 1991	3	1		1			1	1
9	Giulia BUONVenga	2 JUL 2001	3	1						
10	Flavia LANDOLINA	31 AUG 1995	3	2						
Coach: Francesca CIANCIO (ITA)										


ITA Played		
PR	SGP	3 - 1
PR	GBR	4 - 3
PR	NED	5 - 2

USA - United States of America

No	Name	Date of Birth	Competition Statistics							
			MP	G	PG	GC	YC	RC	SW	SL
1	Svetlana PLATONOVA	26 AUG 1984	3	1						
2	Olly GOTEL	18 DEC 1967	3						1	2
4	Sarah McGARRITY	28 AUG 1988	3							
5	Emily POZZI	15 SEP 1990	3							
7	Stephanie SCHNORR	15 AUG 1984	3							3
8	Carson Mary CHRUSCICKI	22 JAN 1996	3			1				
9	Myrna LEWIS	10 NOV 1994	3							
10	Tarika THIENAPIRAK	22 NOV 1991	3							
Coach: Bill SCHOOLCRAFT (USA)										

USA Played		
PR	FRA	1 - 10
PR	NZL	0 - 9
PR	GER	0 - 12

Legend:		
CR5-8	Consolation Round 5-8	
MP	Matches Played	G Goals
RC	Red Cards	No Shirt Number
		SL Sprints Lost
		GC Green Cards
		PG Penalty Goals
		SW Sprints Won
		Int'l. M. International Matches
		PR Preliminary Round
		YC Yellow Cards

Timing and Results provided by 



Game No.:14

Results

ITA 12 vs 1 USA

1st Period: 6 - 1
2nd Period: 6 - 0

Referees: Virginie BRACKEZ (FRA) / Elan WINTER (GBR)

ITA - Italy

No	Name	G / S	%	PS	%	AS	S	Punishments			TP
								GC	YC	RC	
1	Ada PRESTIPINO	2/3	67								8:27
3	Martina ANASTASI	1/1	100			1					9:43
4	Maddalena LAGO					5	2				17:46
6	Roberta Elsa CATANIA	5/7	71								13:11
7	Chiara TREVISAN	1/2	50								16:27
8	Silvia COGONI	0/2	0								6:20
9	Giulia BUONVENGA	2/2	100			1					15:59
10	Flavia LANDOLINA	1/2	50			2					12:07
Coach:		Francesca CIANCIO									
Total		12/19	63			9	2				

Running Score

ITA - USA

1st Period	
PRESTIPINO A.	1 : 0
CATANIA R.	2 : 0
LANDOLINA F.	3 : 0
CATANIA R.	4 : 0
BUONVENGA G.	5 : 0
	5 : 1 PLATONOVA S.
TREVISAN C.	6 : 1
2nd Period	
PRESTIPINO A.	7 : 1
BUONVENGA G.	8 : 1
CATANIA R.	9 : 1
ANASTASI M.	10 : 1
CATANIA R.	11 : 1
CATANIA R.	12 : 1

USA - United States of America

No	Name	G / S	%	PS	%	AS	S	Punishments			TP
								GC	YC	RC	
1	Svetlana PLATONOVA	1/1	100					1			16:10
2	Olyy GOTEL										19:22
4	Sarah McGARRITY										2:21
5	Emily POZZI	0/2	0								18:14
7	Stephanie SCHNORR						1				19:22
8	Carson Mary CHRUSCICKI	0/2	0				1				13:52
9	Myrna LEWIS	0/1	0								4:31
10	Tarika THIENAPIRAK						1				6:08
Coach:		Bill SCHOOLCRAFT									
Total		1/6	17				3	1			

Team Statistics	CS	%	BS	%	PS	%	FB	%	C	SW
Italy	9/14	64					3/5	60	0	2
United States of America	1/6	17							0	0

Legend:											
%	Efficiency	AS	Assists	BS	Background Shots	C	Corner	CS	Close Shots	FB	Fastbreaks
G/S	Goals/Shots	GC	Green Card	PS	Penalty Shots	RC	Red Card	S	Saves	SW	Sprints Won
YC	Yellow Card										

Timing and Results provided by  TISSOT





Game No.:15

Start List

GER vs SGP

Referees: Stephen Jason WATTS (GBR) / Ezio AMBROSETTI (USA)

GER - Germany

No	Name	Date of Birth	Competition Statistics							
			MP	G	PG	GC	YC	RC	SW	SL
1	Jill Lara RUTZEN	1 DEC 2000	3							
2	Katharina Magdalena KRUSE	7 SEP 1990	3	2						
3	Jule SCHWARZ	30 SEP 1999	3	4		1				
5	Svenja SCHAEPER	6 APR 1995	3	4						
6	Nele SCHMALENBACH	24 JUL 2003	3	4						1
7	Leonie WAGNER	2 MAY 1997	3	3					3	1
8	Hilke Sophie VOGT	29 APR 2000	3	1						
10	Elena GILLES	6 APR 1989	3	1						1
Coach: Bjorn TRUBNER (GER)										


GER Played		
PR	NZL	5-2
PR	FRA	2-2
PR	USA	12-0

SGP - Singapore

No	Name	Date of Birth	Competition Statistics							
			MP	G	PG	GC	YC	RC	SW	SL
1	Li Ling TAN	24 MAY 1991	3	1		1				
2	Kasxier LOW	30 MAR 1985	3						1	5
3	Shu Wen ONG	29 JAN 1984	3							
4	Fang Hui LEOW	27 OCT 1990	3	6						
5	Carmellia KIONG	8 OCT 1997	3							
6	Konstanze KWEK	12 JUL 1997	3	3						
7	Hui Xuan NG	2 DEC 1994	3							
Coach: Han Loong ONG (SGP)										

SGP Played		
PR	ITA	1-3
PR	NED	3-4
PR	GBR	6-5

Legend:		
CR5-8	Consolation Round 5-8	
MP	Matches Played	
RC	Red Cards	
G	Goals	
No	Shirt Number	
SL	Sprints Lost	
GC	Green Cards	
PG	Penalty Goals	
SW	Sprints Won	
Int'l. M.	International Matches	
PR	Preliminary Round	
YC	Yellow Cards	

Timing and Results provided by  TISSOT



Game No.:15

Results

GER 5 vs 0 SGP

1st Period: 3 - 0

2nd Period: 2 - 0

Referees: Stephen Jason WATTS (GBR) / Ezio AMBROSETTI (USA)

GER - Germany

No	Name	G / S	%	PS	%	AS	S	Punishments			TP
								GC	YC	RC	
1	Jill Lara RUTZEN					1	4				17:34
2	Katharina Magdalena KRUSE										11:30
3	Jule SCHWARZ	2/6	33								12:16
5	Svenja SCHAEFER	0/1	0			1					16:07
6	Nele SCHMALENBACH										9:39
7	Leonie WAGNER	2/3	67			1					13:30
8	Hilke Sophie VOGT	1/2	50								12:25
10	Elena GILLES	0/1	0			1					6:59
Coach:		Bjorn TRUBNER									
Total		5/13	38			4	4				

Running Score

GER - SGP

1st Period
SCHWARZ J. 1 : 0
WAGNER L. 2 : 0
VOGT H. 3 : 0

2nd Period
SCHWARZ J. 4 : 0
WAGNER L. 5 : 0

SGP - Singapore

No	Name	G / S	%	PS	%	AS	S	Punishments			TP
								GC	YC	RC	
1	Li Ling TAN	0/1	0				1				18:16
2	Kasxier LOW	0/2	0					1			18:33
3	Shu Wen ONG										18:49
4	Fang Hui LEOW	0/5	0								20:00
5	Carmellia KIONG										4:22
6	Konstanze KWEK	0/1	0								12:44
7	Hui Xuan NG										7:16
Coach:		Han Loong ONG									
Total		0/9	0				1	1			

Team Statistics	CS	%	BS	%	PS	%	FB	%	C	SW
Germany	4/12	33	1/1	100					0	2
Singapore	0/3	0	0/6	0					0	0

Legend:											
%	Efficiency	AS	Assists	BS	Background Shots	C	Corner	CS	Close Shots	FB	Fastbreaks
G/S	Goals/Shots	GC	Green Card	PS	Penalty Shots	RC	Red Card	S	Saves	SW	Sprints Won
YC	Yellow Card										

Timing and Results provided by  TISSOT





Game No.:16

Start List

NED vs NZL

Referees: Virginie BRACKEZ (FRA) / Marta BUGAJ (POL)

NED - Netherlands

No	Name	Date of Birth	Competition Statistics							
			MP	G	PG	GC	YC	RC	SW	SL
1	Charlotte BAKKES	24 SEP 1992	3	4	1	1				
2	Selina DIJKSTRA	8 APR 2000	3						3	
3	Alisha van den BERG	10 MAR 2002	3	2						
4	Marijke DIJKMAN	24 AUG 1981	3	2						
5	Linda van AS	11 AUG 1997	3	2						3
6	Marieke van HOFSLLOT	9 JUL 1999	3							
7	Sarissa van VEENENDAAL	12 JAN 1995	3							
8	Diewertje BINK	14 JUL 1987	3	1						

Coach: Sytse van der ZWAN (NED) / Maartje SYPKENS (NED)

NED Played		
PR	GBR	5-0
PR	SGP	4-3
PR	ITA	2-5

NZL - New Zealand

No	Name	Date of Birth	Competition Statistics							
			MP	G	PG	GC	YC	RC	SW	SL
2	Klara RICHTER	24 SEP 1997	3	1						
3	Emma SUTHERLAND	31 DEC 1987	3			1				
4	Georgia WHEELER	16 NOV 1999	3	4	1					1
5	Julie BOLTON	12 APR 1990	3			1				
6	Kate BOLTON	30 APR 1984	3	1						
7	Sophie WINTON	30 SEP 1993	3						2	1
9	Erin MOORE	12 APR 1990	3	3						
10	Casey HALES	9 JUN 2000	3	4					1	1

Coach: Freya HOGARTH (NZL)

NZL Played		
PR	GER	2-5
PR	USA	9-0
PR	FRA	2-9

Legend:		
CR5-8	Consolation Round 5-8	
MP	Matches Played	G Goals
RC	Red Cards	No Shirt Number
		SL Sprints Lost
		GC Green Cards
		PG Penalty Goals
		SW Sprints Won
		Int'l. M. International Matches
		PR Preliminary Round
		YC Yellow Cards

Timing and Results provided by  TISSOT



Game No.:16

Results

NED 4 vs 5 NZL

1st Period: 2 - 3

2nd Period: 2 - 2

Referees: Virginie BRACKEZ (FRA) / Marta BUGAJ (POL)

NED - Netherlands

No	Name	G / S	%	PS	%	AS	S	Punishments			TP
								GC	YC	RC	
1	Charlotte BAKKES	0/2	0			2					13:43
2	Selina DIJKSTRA										13:04
3	Alisha van den BERG	3/5	60								20:00
4	Marijke DIJKMAN	1/3	33			1					8:21
5	Linda van AS	0/2	0								10:17
6	Marieke van HOFSLLOT										9:54
7	Sarissa van VEENENDAAL	0/2	0								9:24
8	Diewertje BINK										15:17
Coach:		Maartje SYPKENS									
Total		4/14	29			3					

Running Score

NED - NZL

1st Period

VAN DEN BERG A.	1	:	0
VAN DEN BERG A.	2	:	0
	2	:	1
	2	:	2
	2	:	3

2nd Period

	2	:	4
VAN DEN BERG A.	3	:	4
	3	:	5
DIJKMAN M.	4	:	5

NZL - New Zealand

No	Name	G / S	%	PS	%	AS	S	Punishments			TP
								GC	YC	RC	
2	Klara RICHTER	1/2	50			1					12:11
3	Emma SUTHERLAND										7:20
4	Georgia WHEELER	1/2	50			1					10:11
5	Julie BOLTON	1/1	100			1					15:57
6	Kate BOLTON						3				18:07
7	Sophie WINTON	1/1	100								10:02
9	Erin MOORE	1/3	33			1					14:45
10	Casey HALES	0/1	0					1			11:27
Coach:		Freya HOGARTH									
Total		5/10	50			4	3	1			

Team Statistics	CS	%	BS	%	PS	%	FB	%	C	SW
Netherlands	2/7	29	2/6	33			0/1	0	0	0
New Zealand	4/7	57	1/3	33					0	2

Legend:											
%	Efficiency	AS	Assists	BS	Background Shots	C	Corner	CS	Close Shots	FB	Fastbreaks
G/S	Goals/Shots	GC	Green Card	PS	Penalty Shots	RC	Red Card	S	Saves	SW	Sprints Won
YC	Yellow Card										

Timing and Results provided by  TISSOT



Game No.:3

Start List

GBR vs NED

Referees: Ezio AMBROSETTI (USA) / Marta BUGAJ (POL)

GBR - Great Britain

No	Name	Date of Birth	Competition Statistics							
			MP	G	PG	GC	YC	RC	SW	SL
1	Nicole HUDSON	6 DEC 1998								
3	Lucy BOYCE	16 JUL 1999								
4	Sara LANAO-MADDEN	15 JUN 2002								
5	Beth LITTLEWOOD	11 JUL 1996								
6	Rhian GRIFFITHS	14 JUL 1995								
7	Kirsten LEE	23 MAY 1994								
8	Katie HOWES	18 APR 2002								
9	Amira RAOUDI	20 MAY 2000								
Coach: Leighton JAMES (GBR)										


GBR Played		
PR	NED	14 JUL
PR	ITA	14 JUL
PR	SGP	15 JUL

NED - Netherlands

No	Name	Date of Birth	Competition Statistics							
			MP	G	PG	GC	YC	RC	SW	SL
1	Charlotte BAKKES	24 SEP 1992								
2	Selina DIJKSTRA	8 APR 2000								
3	Alisha van den BERG	10 MAR 2002								
4	Marijke DIJKMAN	24 AUG 1981								
5	Linda van AS	11 AUG 1997								
6	Marieke van HOFSLLOT	9 JUL 1999								
7	Sarissa van VEENENDAAL	12 JAN 1995								
8	Diewertje BINK	14 JUL 1987								
Coach: Sytse van der ZWAN (NED) / Maartje SYPKENS (NED)										

NED Played		
PR	GBR	14 JUL
PR	SGP	14 JUL
PR	ITA	15 JUL

Legend:		
CR5-8	Consolation Round 5-8	
MP	Matches Played	
RC	Red Cards	
G	Goals	
No	Shirt Number	
SL	Sprints Lost	
GC	Green Cards	
PG	Penalty Goals	
SW	Sprints Won	
Int'l. M.	International Matches	
PR	Preliminary Round	
YC	Yellow Cards	

Timing and Results provided by  TISSOT





Game No.:3

Results

GBR 0 vs 5 NED

1st Period: 0 - 2

2nd Period: 0 - 3

Referees: Ezio AMBROSETTI (USA) / Marta BUGAJ (POL)

GBR - Great Britain

No	Name	G / S	%	PS	%	AS	S	Punishments			TP
								GC	YC	RC	
1	Nicole HUDSON							1			18:56
3	Lucy BOYCE	0/1	0								8:57
4	Sara LANA-MADDEN	0/1	0								11:24
5	Beth LITTLEWOOD	0/1	0								19:25
6	Rhian GRIFFITHS										10:30
7	Kirsten LEE										1:04
8	Katie HOWES	0/2	0				7				19:05
9	Amira RAOUDI	0/3	0								10:39
Coach:		Leighton JAMES									
Total		0/8	0				7	1			

Running Score

GBR - NED

1st Period

0 : 1 VAN AS L.

0 : 2 BAKKES C.

2nd Period

0 : 3 BAKKES C.

0 : 4 DIJKMAN M.

0 : 5 BINK D.

NED - Netherlands

No	Name	G / S	%	PS	%	AS	S	Punishments			TP
								GC	YC	RC	
1	Charlotte BAKKES	2/8	25	1/1	100						14:09
2	Selina DIJKSTRA	0/1	0			1					14:28
3	Alisha van den BERG	0/5	0			2					19:15
4	Marijke DIJKMAN	1/2	50								11:53
5	Linda van AS	1/2	50								11:23
6	Marieke van HOFSLLOT										12:24
7	Sarissa van VEENENDAAL	0/1	0			1	1				7:36
8	Diewertje BINK	1/1	100								8:52
Coach:		Michiel Joannes SCHREURS									
Total		5/20	25	1/1	100	4	1				

Team Statistics	CS	%	BS	%	PS	%	FB	%	C	SW
Great Britain	0/6	0	0/2	0					0	1
Netherlands	2/15	13	0/2	0	1/1	100	2/2	100	0	1

Legend:

%	Efficiency	AS	Assists	BS	Background Shots	C	Corner	CS	Close Shots	FB	Fastbreaks
G/S	Goals/Shots	GC	Green Card	PS	Penalty Shots	RC	Red Card	S	Saves	SW	Sprints Won
YC	Yellow Card										

Timing and Results provided by  TISSOT



Game No.:4

Start List

ITA vs SGP

Referees: Stephen Jason WATTS (GBR) / Virginie BRACKEZ (FRA)

ITA - Italy

No	Name	Date of Birth	Competition Statistics							
			MP	G	PG	GC	YC	RC	SW	SL
1	Ada PRESTIPINO	27 AUG 1982								
3	Martina ANASTASI	3 MAR 1988								
4	Maddalena LAGO	13 SEP 1997								
6	Roberta Elsa CATANIA	12 JAN 1989								
7	Chiara TREVISAN	15 FEB 1998								
8	Silvia COGONI	3 OCT 1991								
9	Giulia BUONVENGA	2 JUL 2001								
10	Flavia LANDOLINA	31 AUG 1995								
Coach: Francesca CIANCIO (ITA)										


ITA Played		
PR	SGP	14 JUL
PR	GBR	14 JUL
PR	NED	15 JUL

SGP - Singapore

No	Name	Date of Birth	Competition Statistics							
			MP	G	PG	GC	YC	RC	SW	SL
1	Li Ling TAN	24 MAY 1991								
2	Kaxier LOW	30 MAR 1985								
3	Shu Wen ONG	29 JAN 1984								
4	Fang Hui LEOW	27 OCT 1990								
5	Carmellia KIONG	8 OCT 1997								
6	Konstanze KWEK	12 JUL 1997								
7	Hui Xuan NG	2 DEC 1994								
Coach: Han Loong ONG (SGP)										

SGP Played		
PR	ITA	14 JUL
PR	NED	14 JUL
PR	GBR	15 JUL

Legend:		
CR5-8	Consolation Round 5-8	
MP	Matches Played	G Goals
RC	Red Cards	No Shirt Number
		SL Sprints Lost
		GC Green Cards
		PG Penalty Goals
		SW Sprints Won
		Int'l. M. International Matches
		PR Preliminary Round
		YC Yellow Cards

Timing and Results provided by  TISSOT





Game No.:4

Results

ITA 3 vs 1 SGP

1st Period: 2 - 1
2nd Period: 1 - 0

Referees: Stephen Jason WATTS (GBR) / Virginie BRACKEZ (FRA)

ITA - Italy

No	Name	G / S	%	PS	%	AS	S	Punishments			TP
								GC	YC	RC	
1	Ada PRESTIPINO	0/1	0				1				16:23
3	Martina ANASTASI	0/1	0								12:52
4	Maddalena LAGO	1/2	50			1	4				18:41
6	Roberta Elsa CATANIA	1/3	33								20:00
7	Chiara TREVISAN					1					6:14
8	Silvia COGONI	0/2	0								15:38
9	Giulia BUONVENGA	1/1	100								2:40
10	Flavia LANDOLINA	0/1	0	0/1	0						7:32
Coach:		Francesca CIANCIO									
Total		3/11	27	0/1	0	2	5				

Running Score

ITA - SGP

1st Period

LAGO M. 1 : 0

1 : 1 LEOW F.

BUONVENGA G. 2 : 1

2nd Period

CATANIA R. 3 : 1

SGP - Singapore

No	Name	G / S	%	PS	%	AS	S	Punishments			TP
								GC	YC	RC	
1	Li Ling TAN	0/1	0					1			20:00
2	Kasxier LOW	0/1	0								16:37
3	Shu Wen ONG	0/4	0			1					19:02
4	Fang Hui LEOW	1/6	17				1				20:00
5	Carmellia KIONG										2:30
6	Konstanze KWEK	0/2	0				1				13:18
7	Hui Xuan NG	0/1	0								8:33
Coach:		Han Loong ONG									
Total		1/15	7			1	2	1			

Team Statistics	CS	%	BS	%	PS	%	FB	%	C	SW
Italy	2/9	22	1/1	100	0/1	0			0	2
Singapore	1/13	8	0/2	0					0	0

Legend:											
%	Efficiency	AS	Assists	BS	Background Shots	C	Corner	CS	Close Shots	FB	Fastbreaks
G/S	Goals/Shots	GC	Green Card	PS	Penalty Shots	RC	Red Card	S	Saves	SW	Sprints Won
YC	Yellow Card										

Timing and Results provided by  TISSOT





Game No.:7

Start List

GBR vs ITA

Referees: Marta BUGAJ (POL) / Virginie BRACKEZ (FRA)

GBR - Great Britain

No	Name	Date of Birth	Competition Statistics							
			MP	G	PG	GC	YC	RC	SW	SL
1	Nicole HUDSON	6 DEC 1998	1			1				
3	Lucy BOYCE	16 JUL 1999	1							
4	Sara LANAQ-MADDEN	15 JUN 2002	1							
5	Beth LITTLEWOOD	11 JUL 1996	1						1	1
6	Rhian GRIFFITHS	14 JUL 1995	1							
7	Kirsten LEE	23 MAY 1994	1							
8	Katie HOWES	18 APR 2002	1							
9	Amira RAOUDI	20 MAY 2000	1							
Coach: Leighton JAMES (GBR)										

GBR Played		
PR	NED	0 - 5
PR	ITA	14 JUL
PR	SGP	15 JUL


ITA - Italy

No	Name	Date of Birth	Competition Statistics							
			MP	G	PG	GC	YC	RC	SW	SL
1	Ada PRESTIPINO	27 AUG 1982								
3	Martina ANASTASI	3 MAR 1988								
4	Maddalena LAGO	13 SEP 1997								
6	Roberta Elsa CATANIA	12 JAN 1989								
7	Chiara TREVISAN	15 FEB 1998								
8	Silvia COGONI	3 OCT 1991								
9	Giulia BUONVENGA	2 JUL 2001								
10	Flavia LANDOLINA	31 AUG 1995								
Coach: Francesca CIANCIO (ITA)										

ITA Played		
PR	SGP	2 - 2
PR	GBR	14 JUL
PR	NED	15 JUL

Legend:

CR5-8	Consolation Round 5-8	G	Goals	GC	Green Cards	Int'l. M.	International Matches
MP	Matches Played	No	Shirt Number	PG	Penalty Goals	PR	Preliminary Round
RC	Red Cards	SL	Sprints Lost	SW	Sprints Won	YC	Yellow Cards

Timing and Results provided by  TISSOT



Game No.:7

Results

GBR 3 vs 4 ITA

1st Period: 1 - 2
2nd Period: 2 - 2

Referees: Marta BUGAJ (POL) / Virginie BRACKEZ (FRA)

GBR - Great Britain

No	Name	G / S	%	PS	%	AS	S	Punishments			TP
								GC	YC	RC	
1	Nicole HUDSON	0/2	0								17:50
3	Lucy BOYCE	0/2	0								12:43
4	Sara LANAO-MADDEN										8:53
5	Beth LITTLEWOOD	1/7	14				1				20:00
6	Rhian GRIFFITHS					1					8:41
7	Kirsten LEE	1/1	100								5:39
8	Katie HOWES	1/5	20				2				17:05
9	Amira RAOUDI					2					9:09
Coach:		Leighton JAMES									
Total		3/17	18			3	3				

Running Score

GBR - ITA

1st Period

0 : 1 CATANIA R.
HOWES K. 1 : 1
1 : 2 LANDOLINA F.

2nd Period

1 : 3 PRESTIPINO A.
LITTLEWOOD B. 2 : 3
2 : 4 LAGO M.
LEE K. 3 : 4

ITA - Italy

No	Name	G / S	%	PS	%	AS	S	Punishments			TP
								GC	YC	RC	
1	Ada PRESTIPINO	1/1	100			1					15:06
3	Martina ANASTASI										10:02
4	Maddalena LAGO	1/2	50			1	5				18:06
6	Roberta Elsa CATANIA	1/3	33			1					20:00
7	Chiara TREVISAN										4:37
8	Silvia COGONI	0/2	0			1					16:22
9	Giulia BUONVenga										5:02
10	Flavia LANDOLINA	1/1	100								10:45
Coach:		Francesca CIANCIO									
Total		4/9	44			4	5				

Team Statistics	CS	%	BS	%	PS	%	FB	%	C	SW
Great Britain	3/16	19	0/1	0					0	1
Italy	3/7	43	0/1	0			1/1	100	0	1

Legend:

%	Efficiency	AS	Assists	BS	Background Shots	C	Corner	CS	Close Shots	FB	Fastbreaks
G/S	Goals/Shots	GC	Green Card	PS	Penalty Shots	RC	Red Card	S	Saves	SW	Sprints Won
YC	Yellow Card										

Timing and Results provided by  TISSOT



Game No.:8

Start List

NED vs SGP

Referees: Ezio AMBROSETTI (USA) / Maurizio PELLI (ITA)

NED - Netherlands

No	Name	Date of Birth	Competition Statistics							
			MP	G	PG	GC	YC	RC	SW	SL
1	Charlotte BAKKES	24 SEP 1992	1	2	1					
2	Selina DIJKSTRA	8 APR 2000	1						1	
3	Alisha van den BERG	10 MAR 2002	1							
4	Marijke DIJKMAN	24 AUG 1981	1	1						
5	Linda van AS	11 AUG 1997	1	1						1
6	Marieke van HOFSLLOT	9 JUL 1999	1							
7	Sarissa van VEENENDAAL	12 JAN 1995	1							
8	Diewertje BINK	14 JUL 1987	1	1						

Coach: Sytse van der ZWAN (NED) / Maartje SYPKENS (NED)

NED Played		
PR	GBR	5-0
PR	SGP	14 JUL
PR	ITA	15 JUL


SGP - Singapore

No	Name	Date of Birth	Competition Statistics							
			MP	G	PG	GC	YC	RC	SW	SL
1	Li Ling TAN	24 MAY 1991	1			1				
2	Kasxier LOW	30 MAR 1985	1							2
3	Shu Wen ONG	29 JAN 1984	1							
4	Fang Hui LEOW	27 OCT 1990	1	1						
5	Carmellia KIONG	8 OCT 1997	1							
6	Konstanze KWEK	12 JUL 1997	1							
7	Hui Xuan NG	2 DEC 1994	1							

Coach: Han Loong ONG (SGP)

SGP Played		
PR	ITA	1-3
PR	NED	14 JUL
PR	GBR	15 JUL

Legend:		
CR5-8	Consolation Round 5-8	
MP	Matches Played	G Goals
RC	Red Cards	No Shirt Number
		SL Sprints Lost
		GC Green Cards
		PG Penalty Goals
		SW Sprints Won
		Int'l. M. International Matches
		PR Preliminary Round
		YC Yellow Cards

Timing and Results provided by  TISSOT





Game No.:8

Results

NED 4 vs 3 SGP

1st Period: 3 - 1
2nd Period: 1 - 2

Referees: Ezio AMBROSETTI (USA) / Maurizio PELLI (ITA)

NED - Netherlands

No	Name	G / S	%	PS	%	AS	S	Punishments			TP
								GC	YC	RC	
1	Charlotte BAKKES	1/2	50					1			15:38
2	Selina DIJKSTRA										10:00
3	Alisha van den BERG	1/3	33								16:23
4	Marijke DIJKMAN	1/1	100			1					4:17
5	Linda van AS	1/1	100								13:14
6	Marieke van HOFSLLOT	0/2	0				2				15:01
7	Sarissa van VEENENDAAL	0/1	0				2				7:02
8	Diewertje BINK										18:25
Coach:		Maartje SYPKENS									
Total		4/10	40			1	4	1			

Running Score

NED - SGP


1st Period	
VAN DEN BERG A.	1 : 0
BAKKES C.	2 : 0
DIJKMAN M.	3 : 0
	3 : 1 KWEK K.
2nd Period	
	3 : 2 KWEK K.
VAN AS L.	4 : 2
	4 : 3 LEOW F.

SGP - Singapore

No	Name	G / S	%	PS	%	AS	S	Punishments			TP
								GC	YC	RC	
1	Li Ling TAN	0/3	0				2				20:00
2	Kasxier LOW	0/1	0								16:41
3	Shu Wen ONG										17:36
4	Fang Hui LEOW	1/5	20			1					20:00
5	Carmellia KIONG	0/1	0								3:28
6	Konstanze KWEK	2/2	100								14:08
7	Hui Xuan NG	0/1	0			1					8:07
Coach:		Han Loong ONG									
Total		3/13	23			2	2				

Team Statistics	CS	%	BS	%	PS	%	FB	%	C	SW
Netherlands	3/9	33	1/1	100					0	1
Singapore	2/10	20	1/3	33					0	1

Legend:											
%	Efficiency	AS	Assists	BS	Background Shots	C	Corner	CS	Close Shots	FB	Fastbreaks
G/S	Goals/Shots	GC	Green Card	PS	Penalty Shots	RC	Red Card	S	Saves	SW	Sprints Won
YC	Yellow Card										

Timing and Results provided by  TISSOT





Game No.:11

Start List

GBR vs SGP

Referees: Virginie BRACKEZ (FRA) / Marta BUGAJ (POL)

GBR - Great Britain

No	Name	Date of Birth	Competition Statistics							
			MP	G	PG	GC	YC	RC	SW	SL
1	Nicole HUDSON	6 DEC 1998	2			1				
3	Lucy BOYCE	16 JUL 1999	2							
4	Sara LANAO-MADDEN	15 JUN 2002	2							
5	Beth LITTLEWOOD	11 JUL 1996	2	1					2	2
6	Rhian GRIFFITHS	14 JUL 1995	2							
7	Kirsten LEE	23 MAY 1994	2	1						
8	Katie HOWES	18 APR 2002	2	1						
9	Amira RAOUDI	20 MAY 2000	2							
Coach: Leighton JAMES (GBR)										


GBR Played		
PR	NED	0 - 5
PR	ITA	3 - 4
PR	SGP	15 JUL

SGP - Singapore

No	Name	Date of Birth	Competition Statistics							
			MP	G	PG	GC	YC	RC	SW	SL
1	Li Ling TAN	24 MAY 1991	2			1				
2	Kasxier LOW	30 MAR 1985	2						1	3
3	Shu Wen ONG	29 JAN 1984	2							
4	Fang Hui LEOW	27 OCT 1990	2	2						
5	Carmellia KIONG	8 OCT 1997	2							
6	Konstanze KWEK	12 JUL 1997	2	2						
7	Hui Xuan NG	2 DEC 1994	2							
Coach: Han Loong ONG (SGP)										

SGP Played		
PR	ITA	1 - 3
PR	NED	3 - 4
PR	GBR	15 JUL

Legend:		
CR5-8	Consolation Round 5-8	
MP	Matches Played	G Goals
RC	Red Cards	No Shirt Number
		SL Sprints Lost
		GC Green Cards
		PG Penalty Goals
		SW Sprints Won
		Int'l. M. International Matches
		PR Preliminary Round
		YC Yellow Cards

Timing and Results provided by  TISSOT





Game No.:11

Results

GBR 5 vs 6 SGP

1st Period: 4 - 2
2nd Period: 1 - 4

Referees: Virginie BRACKEZ (FRA) / Marta BUGAJ (POL)

GBR - Great Britain

No	Name	G / S	%	PS	%	AS	S	Punishments			TP
								GC	YC	RC	
1	Nicole HUDSON	2/2	100								18:20
3	Lucy BOYCE	0/1	0			1					14:52
4	Sara LANA-MADDEN										8:48
5	Beth LITTLEWOOD	2/5	40								16:31
6	Rhian GRIFFITHS										7:15
7	Kirsten LEE	0/2	0								4:27
8	Katie HOWES	1/3	33			1	3				18:35
9	Amira RAOUDI	0/2	0								11:12
Coach:		Leighton JAMES									
Total		5/15	33			2	3				

Running Score

GBR - SGP

1st Period	
HUDSON N.	1 : 0
LITTLEWOOD B.	2 : 0
	2 : 1 KWEK K.
LITTLEWOOD B.	3 : 1
	3 : 2 TAN L.
HUDSON N.	4 : 2
2nd Period	
	4 : 3 LEOW F.
	4 : 4 LEOW F.
	4 : 5 LEOW F.
	4 : 6 LEOW F.
HOWES K.	5 : 6

SGP - Singapore

No	Name	G / S	%	PS	%	AS	S	Punishments			TP
								GC	YC	RC	
1	Li Ling TAN	1/3	33				3				18:44
2	Kasxier LOW	0/1	0								17:48
3	Shu Wen ONG	0/1	0								19:23
4	Fang Hui LEOW	4/4	100								20:00
5	Carmellia KIONG										1:58
6	Konstanze KWEK	1/2	50								16:57
7	Hui Xuan NG										5:10
Coach:		Han Loong ONG									
Total		6/11	55				3				

Team Statistics	CS	%	BS	%	PS	%	FB	%	C	SW
Great Britain	5/15	33							0	2
Singapore	6/11	55							0	0

Legend:											
%	Efficiency	AS	Assists	BS	Background Shots	C	Corner	CS	Close Shots	FB	Fastbreaks
G/S	Goals/Shots	GC	Green Card	PS	Penalty Shots	RC	Red Card	S	Saves	SW	Sprints Won
YC	Yellow Card										

Timing and Results provided by TISSOT





Game No.:12

Start List

NED vs ITA

Referees: Ezio AMBROSETTI (USA) / Elan WINTER (GBR)

NED - Netherlands

No	Name	Date of Birth	Competition Statistics							
			MP	G	PG	GC	YC	RC	SW	SL
1	Charlotte BAKKES	24 SEP 1992	2	3	1	1				
2	Selina DIJKSTRA	8 APR 2000	2						2	
3	Alisha van den BERG	10 MAR 2002	2	1						
4	Marijke DIJKMAN	24 AUG 1981	2	2						
5	Linda van AS	11 AUG 1997	2	2						2
6	Marieke van HOFSLLOT	9 JUL 1999	2							
7	Sarissa van VEENENDAAL	12 JAN 1995	2							
8	Diewertje BINK	14 JUL 1987	2	1						

Coach: Sytse van der ZWAN (NED) / Maartje SYPKENS (NED)

NED Played		
PR	GBR	5 - 0
PR	SGP	4 - 3
PR	ITA	15 JUL

ITA - Italy

No	Name	Date of Birth	Competition Statistics							
			MP	G	PG	GC	YC	RC	SW	SL
1	Ada PRESTIPINO	27 AUG 1982	2	1						
3	Martina ANASTASI	3 MAR 1988	2							
4	Maddalena LAGO	13 SEP 1997	2	2						
6	Roberta Elsa CATANIA	12 JAN 1989	2	2					2	1
7	Chiara TREVISAN	15 FEB 1998	2							
8	Silvia COGONI	3 OCT 1991	2						1	
9	Giulia BUONVINGA	2 JUL 2001	2	1						
10	Flavia LANDOLINA	31 AUG 1995	2	1						

Coach: Francesca CIANCIO (ITA)

ITA Played		
PR	SGP	3 - 1
PR	GBR	4 - 3
PR	NED	15 JUL

Legend:

CR5-8 Consolation Round 5-8	G Goals	GC Green Cards	Int'l. M. International Matches
MP Matches Played	No Shirt Number	PG Penalty Goals	PR Preliminary Round
RC Red Cards	SL Sprints Lost	SW Sprints Won	YC Yellow Cards

Timing and Results provided by  TISSOT





Game No.:12

Results

NED 2 vs 5 ITA

1st Period: 1 - 3

2nd Period: 1 - 2

Referees: Ezio AMBROSETTI (USA) / Elan WINTER (GBR)

NED - Netherlands

No	Name	G / S	%	PS	%	AS	S	Punishments			TP
								GC	YC	RC	
1	Charlotte BAKKES	1/4	25								17:17
2	Selina DIJKSTRA	0/2	0								12:14
3	Alisha van den BERG	1/6	17			1					18:41
4	Marijke DIJKMAN	0/2	0								6:43
5	Linda van AS	0/3	0								13:51
6	Marieke van HOFSLLOT						3				8:27
7	Sarissa van VEENENDAAL	0/1	0				1				8:23
8	Diewertje BINK										14:24
Coach:		Maartje SYPKENS									
Total		2/18	11			1	4				

Running Score

NED - ITA

1st Period

0	:	1	PRESTIPINO A.
VAN DEN BERG A.	:	1	
1	:	2	ANASTASI M.
1	:	3	COGONI S.

2nd Period

1	:	4	CATANIA R.
BAKKES C.	:	4	
2	:	5	LANDOLINA F.

ITA - Italy

No	Name	G / S	%	PS	%	AS	S	Punishments			TP
								GC	YC	RC	
1	Ada PRESTIPINO	1/1	100			1					14:37
3	Martina ANASTASI	1/2	50								12:25
4	Maddalena LAGO	0/2	0			2	2				20:00
6	Roberta Elsa CATANIA	1/5	20								18:09
7	Chiara TREVISAN	0/1	0								4:30
8	Silvia COGONI	1/2	50			1		1			15:49
9	Giulia BUONVenga										2:48
10	Flavia LANDOLINA	1/1	100								11:42
Coach:		Francesca CIANCIO									
Total		5/14	36			4	2	1			

Team Statistics	CS	%	BS	%	PS	%	FB	%	C	SW
Netherlands	2/18	11							0	1
Italy	4/13	31					1/1	100	0	1

Legend:

%	Efficiency	AS	Assists	BS	Background Shots	C	Corner	CS	Close Shots	FB	Fastbreaks
G/S	Goals/Shots	GC	Green Card	PS	Penalty Shots	RC	Red Card	S	Saves	SW	Sprints Won
YC	Yellow Card										

Timing and Results provided by  TISSOT



Game No.:1

Start List

GER vs NZL

Referees: Stephen Jason WATTS (GBR) / Weishuo, Evan KONG (SGP)

GER - Germany

No	Name	Date of Birth	Competition Statistics							
			MP	G	PG	GC	YC	RC	SW	SL
1	Jill Lara RUTZEN	1 DEC 2000								
2	Katharina Magdalena KRUSE	7 SEP 1990								
3	Jule SCHWARZ	30 SEP 1999								
5	Svenja SCHAEFER	6 APR 1995								
6	Nele SCHMALENBACH	24 JUL 2003								
7	Leonie WAGNER	2 MAY 1997								
8	Hilke Sophie VOGT	29 APR 2000								
10	Elena GILLES	6 APR 1989								
Coach: Bjorn TRUBNER (GER)										


GER Played		
PR	NZL	0 - 0
PR	FRA	14 JUL
PR	USA	15 JUL

NZL - New Zealand

No	Name	Date of Birth	Competition Statistics							
			MP	G	PG	GC	YC	RC	SW	SL
1	Sophie WINTON	30 SEP 1993								
2	Klara RICHTER	24 SEP 1997								
3	Emma SUTHERLAND	31 DEC 1987								
4	Georgia WHEELER	16 NOV 1999								
5	Julie BOLTON	12 APR 1990								
6	Kate BOLTON	30 APR 1984								
9	Erin MOORE	12 APR 1990								
10	Casey HALES	9 JUN 2000								
Coach: Freya HOGARTH (NZL) / Kyzen MACDONALD (NZL)										

NZL Played		
PR	GER	0 - 0
PR	USA	14 JUL
PR	FRA	15 JUL

Legend:		
CR5-8	Consolation Round 5-8	
MP	Matches Played	G Goals
RC	Red Cards	No Shirt Number
		SL Sprints Lost
		GC Green Cards
		PG Penalty Goals
		SW Sprints Won
		Int'l. M. International Matches
		PR Preliminary Round
		YC Yellow Cards

Timing and Results provided by  TISSOT





Game No.:1

Results

GER 5 vs 2 NZL

1st Period: 3 - 1

2nd Period: 2 - 1

Referees: Stephen Jason WATTS (GBR) / Weishuo, Evan KONG (SGP)

GER - Germany

No	Name	G / S	%	PS	%	AS	S	Punishments			TP
								GC	YC	RC	
1	Jill Lara RUTZEN	0/1	0								18:34
2	Katharina Magdalena KRUSE	1/2	50								5:44
3	Jule SCHWARZ	3/4	75								18:14
5	Svenja SCHAEPER	0/1	0								6:07
6	Nele SCHMALENBACH	1/2	50								6:42
7	Leonie WAGNER	0/2	0								16:43
8	Hilke Sophie VOGT	0/1	0								13:39
10	Elena GILLES										19:07
Coach:		Bjorn ZIROTZKI									
Total		5/13	38								

Running Score

GER - NZL

1st Period

SCHMALENBACH N.	1	:	0
KRUSE K.	2	:	0
SCHWARZ J.	3	:	0
	3	:	1

MOORE E.

2nd Period

SCHWARZ J.	4	:	1
	4	:	2
SCHWARZ J.	5	:	2


RICHTER K.

NZL - New Zealand

No	Name	G / S	%	PS	%	AS	S	Punishments			TP
								GC	YC	RC	
1	Sophie WINTON										6:32
2	Klara RICHTER	1/4	25								15:30
3	Emma SUTHERLAND	0/1	0								2:54
4	Georgia WHEELER	0/1	0								4:54
5	Julie BOLTON	0/4	0								17:21
6	Kate BOLTON	0/2	0								16:55
9	Erin MOORE	1/1	100								19:05
10	Casey HALES	0/3	0								16:49
Coach:		Freya HOGARTH									
Total		2/16	13								

Team Statistics	CS	%	BS	%	PS	%	FB	%	C	SW
Germany	5/13	38							0	1
New Zealand	2/14	14	0/2	0					0	1

Legend:											
%	Efficiency	AS	Assists	BS	Background Shots	C	Corner	CS	Close Shots	FB	Fastbreaks
G/S	Goals/Shots	GC	Green Card	PS	Penalty Shots	RC	Red Card	S	Saves	SW	Sprints Won
YC	Yellow Card										

Timing and Results provided by  TISSOT



Game No.:2

Start List

FRA vs USA

Referees: Elan WINTER (GBR) / Maurizio PELLI (ITA)

FRA - France

No	Name	Date of Birth	Competition Statistics							
			MP	G	PG	GC	YC	RC	SW	SL
1	Eloise FRIGOT	8 NOV 1994								
2	Melissa LEDORMEUR	2 JUL 1989								
3	Marion ROBERT	30 AUG 2000								
4	Claire MOAL	3 APR 1992								
5	Celeste LOUIS	12 APR 1999								
6	Aline ROULLAND	15 JUL 1992								
7	Clotilde LEMASLE	23 MAY 2000								
8	Camille MEYER	15 APR 1999								
Coach: Thomas RICHER (FRA)										


FRA Played		
PR	USA	14 JUL
PR	GER	14 JUL
PR	NZL	15 JUL

USA - United States of America

No	Name	Date of Birth	Competition Statistics							
			MP	G	PG	GC	YC	RC	SW	SL
1	Svetlana PLATONOVA	26 AUG 1984								
2	Olly GOTEL	18 DEC 1967								
4	Sarah McGARRITY	28 AUG 1988								
5	Emily POZZI	15 SEP 1990								
7	Stephanie SCHNORR	15 AUG 1984								
8	Carson Mary CHRUSCICKI	22 JAN 1996								
9	Myrna LEWIS	10 NOV 1994								
10	Tarika THIENAPIRAK	22 NOV 1991								
Coach: Bill SCHOOLCRAFT (USA)										

USA Played		
PR	FRA	14 JUL
PR	NZL	14 JUL
PR	GER	15 JUL

Legend:				
CR5-8	Consolation Round 5-8	G Goals	GC Green Cards	Int'l. M. International Matches
MP	Matches Played	No Shirt Number	PG Penalty Goals	PR Preliminary Round
RC	Red Cards	SL Sprints Lost	SW Sprints Won	YC Yellow Cards

Timing and Results provided by 





Game No.:2

Results

FRA 10 vs 1 USA

1st Period: 5 - 0
2nd Period: 5 - 1

Referees: Elan WINTER (GBR) / Maurizio PELLI (ITA)

FRA - France

No	Name	G / S	%	PS	%	AS	S	Punishments			TP
								GC	YC	RC	
1	Eloise FRIGOT	1/1	100								10:49
2	Melissa LEDORMEUR										12:43
3	Marion ROBERT	1/1	100								11:55
4	Claire MOAL	1/1	100				3				9:06
5	Celeste LOUIS					1	2				20:00
6	Aline ROULLAND	3/3	100								13:24
7	Clotilde LEMASLE	4/5	80			1					10:48
8	Camille MEYER	0/1	0			1					11:15
Coach:		Thomas RICHER									
Total		10/12	83			6	2				

Running Score

FRA - USA

1st Period
 LEMASLE C. 1 : 0
 ROBERT M. 2 : 0
 LEMASLE C. 3 : 0
 ROULLAND A. 4 : 0
 FRIGOT E. 5 : 0


2nd Period
 LEMASLE C. 6 : 0
 ROULLAND A. 7 : 0
 ROULLAND A. 8 : 0
 PLATONOVA S. 8 : 1
 MOAL C. 9 : 1
 LEMASLE C. 10 : 1

USA - United States of America

No	Name	G / S	%	PS	%	AS	S	Punishments			TP
								GC	YC	RC	
1	Svetlana PLATONOVA	1/2	50								15:36
2	Olyy GOTEL										18:06
4	Sarah McGARRITY										4:24
5	Emily POZZI	0/2	0			1					16:59
7	Stephanie SCHNORR	0/2	0								19:24
8	Carson Mary CHRUSCICKI										13:33
9	Myrna LEWIS										5:44
10	Tarika THIENAPIRAK										6:14
Coach:		Bill SCHOOLCRAFT									
Total		1/6	17			1					

Team Statistics	CS	%	BS	%	PS	%	FB	%	C	SW
France	7/8	88	1/2	50			2/2	100	0	2
United States of America	0/3	0	1/3	33					0	0

Legend:											
%	Efficiency	AS	Assists	BS	Background Shots	C	Corner	CS	Close Shots	FB	Fastbreaks
G/S	Goals/Shots	GC	Green Card	PS	Penalty Shots	RC	Red Card	S	Saves	SW	Sprints Won
YC	Yellow Card										

Timing and Results provided by  TISSOT





Game No.:5

Start List

GER vs FRA

Referees: Elan WINTER (GBR) / Stephen Jason WATTS (GBR)

GER - Germany

No	Name	Date of Birth	Competition Statistics							
			MP	G	PG	GC	YC	RC	SW	SL
1	Jill Lara RUTZEN	1 DEC 2000	1							
2	Katharina Magdalena KRUSE	7 SEP 1990	1	1						
3	Jule SCHWARZ	30 SEP 1999	1	3						
5	Svenja SCHAEPER	6 APR 1995	1							
6	Nele SCHMALENBACH	24 JUL 2003	1	1						1
7	Leonie WAGNER	2 MAY 1997	1						1	
8	Hilke Sophie VOGT	29 APR 2000	1							
10	Elena GILLES	6 APR 1989	1							
Coach: Bjorn TRUBNER (GER)										

GER Played		
PR	NZL	5 - 2
PR	FRA	14 JUL
PR	USA	15 JUL

FRA - France

No	Name	Date of Birth	Competition Statistics							
			MP	G	PG	GC	YC	RC	SW	SL
1	Eloise FRIGOT	8 NOV 1994	1	1						
2	Melissa LEDORMEUR	2 JUL 1989	1						1	
3	Marion ROBERT	30 AUG 2000	1	1						
4	Claire MOAL	3 APR 1992	1	1						
5	Celeste LOUIS	12 APR 1999	1							
6	Aline ROULLAND	15 JUL 1992	1	3					1	
7	Clotilde LEMASLE	23 MAY 2000	1	4						
8	Camille MEYER	15 APR 1999	1							
Coach: Thomas RICHER (FRA)										

FRA Played		
PR	USA	10 - 1
PR	GER	14 JUL
PR	NZL	15 JUL

Legend:

CR5-8	Consolation Round 5-8	G	Goals	GC	Green Cards	Int'l. M.	International Matches
MP	Matches Played	No	Shirt Number	PG	Penalty Goals	PR	Preliminary Round
RC	Red Cards	SL	Sprints Lost	SW	Sprints Won	YC	Yellow Cards

Timing and Results provided by  TISSOT





Game No.:5

Results

GER 2 vs 2 FRA

1st Period: 0 - 0
2nd Period: 2 - 2

Referees: Elan WINTER (GBR) / Stephen Jason WATTS (GBR)

GER - Germany

No	Name	G / S	%	PS	%	AS	S	Punishments			TP
								GC	YC	RC	
1	Jill Lara RUTZEN	0/2	0				4				13:24
2	Katharina Magdalena KRUSE	0/1	0								10:58
3	Jule SCHWARZ	0/2	0			1					7:16
5	Svenja SCHAEPER	2/4	50								11:34
6	Nele SCHMALENBACH	0/1	0								14:21
7	Leonie WAGNER	0/6	0			1					18:38
8	Hilke Sophie VOGT	0/1	0								12:11
10	Elena GILLES										11:38
Coach:		Bjorn TRUBNER									
Total		2/17	12			2	4				

Running Score

GER - FRA

2nd Period


0 : 1 ROULLAND A.
SCHAEPER S. 1 : 1
SCHAEPER S. 2 : 1
2 : 2 ROBERT M.

FRA - France

No	Name	G / S	%	PS	%	AS	S	Punishments			TP
								GC	YC	RC	
1	Eloise FRIGOT	0/1	0								7:25
2	Melissa LEDORMEUR	0/1	0								9:38
3	Marion ROBERT	1/1	100								12:57
4	Claire MOAL										13:50
5	Celeste LOUIS	0/2	0				3				18:46
6	Aline ROULLAND	1/3	33								12:01
7	Clotilde LEMASLE	0/2	0			2					14:15
8	Camille MEYER										11:08
Coach:		Thomas RICHER									
Total		2/10	20			2	3				

Team Statistics	CS	%	BS	%	PS	%	FB	%	C	SW
Germany	2/15	13	0/2	0					0	1
France	1/7	14	0/2	0			1/1	100	0	1

Legend:											
%	Efficiency	AS	Assists	BS	Background Shots	C	Corner	CS	Close Shots	FB	Fastbreaks
G/S	Goals/Shots	GC	Green Card	PS	Penalty Shots	RC	Red Card	S	Saves	SW	Sprints Won
YC	Yellow Card										

Timing and Results provided by 



Game No.:6

Start List

NZL vs USA

Referees: Maurizio PELLI (ITA) / Weishuo, Evan KONG (SGP)

NZL - New Zealand

No	Name	Date of Birth	Competition Statistics							
			MP	G	PG	GC	YC	RC	SW	SL
2	Klara RICHTER	24 SEP 1997	1	1						
3	Emma SUTHERLAND	31 DEC 1987	1							
4	Georgia WHEELER	16 NOV 1999	1							1
5	Julie BOLTON	12 APR 1990	1							
6	Kate BOLTON	30 APR 1984	1							
7	Sophie WINTON	30 SEP 1993	1						1	
9	Erin MOORE	12 APR 1990	1	1						
10	Casey HALES	9 JUN 2000	1							
Coach: Freya HOGARTH (NZL) / Kyzen MACDONALD (NZL)										

NZL Played		
PR	GER	2 - 5
PR	USA	14 JUL
PR	FRA	15 JUL

USA - United States of America

No	Name	Date of Birth	Competition Statistics							
			MP	G	PG	GC	YC	RC	SW	SL
1	Svetlana PLATONOVA	26 AUG 1984	1	1						
2	Olly GOTEL	18 DEC 1967	1							
4	Sarah McGARRITY	28 AUG 1988	1							
5	Emily POZZI	15 SEP 1990	1							
7	Stephanie SCHNORR	15 AUG 1984	1							2
8	Carson Mary CHRUSCICKI	22 JAN 1996	1							
9	Myrna LEWIS	10 NOV 1994	1							
10	Tarika THIENAPIRAK	22 NOV 1991	1							
Coach: Bill SCHOOLCRAFT (USA)										

USA Played		
PR	FRA	1 - 10
PR	NZL	14 JUL
PR	GER	15 JUL

Legend:		
CR5-8	Consolation Round 5-8	
MP	Matches Played	G Goals
RC	Red Cards	No Shirt Number
		SL Sprints Lost
		GC Green Cards
		PG Penalty Goals
		SW Sprints Won
		Int'l. M. International Matches
		PR Preliminary Round
		YC Yellow Cards

Timing and Results provided by 





Game No.:6

Results

NZL 9 vs 0 USA

1st Period: 6 - 0
2nd Period: 3 - 0

Referees: Maurizio PELLI (ITA) / Weishuo, Evan KONG (SGP)

NZL - New Zealand

No	Name	G / S	%	PS	%	AS	S	Punishments			TP
								GC	YC	RC	
2	Klara RICHTER	0/3	0			1					13:02
3	Emma SUTHERLAND	0/2	0					1			13:33
4	Georgia WHEELER	3/5	60			1					9:41
5	Julie BOLTON					2					7:17
6	Kate BOLTON	1/2	50			1	3				18:57
7	Sophie WINTON	0/1	0								9:23
9	Erin MOORE	1/2	50			1					14:56
10	Casey HALES	4/6	67			1					13:11
Coach:		Freya HOGARTH									
Total		9/21	43			7	3	1			

Running Score

NZL - USA

1st Period
HALES C. 1 : 0
HALES C. 2 : 0
MOORE E. 3 : 0
WHEELER G. 4 : 0
WHEELER G. 5 : 0
HALES C. 6 : 0

2nd Period
WHEELER G. 7 : 0
HALES C. 8 : 0
BOLTON K. 9 : 0

USA - United States of America

No	Name	G / S	%	PS	%	AS	S	Punishments			TP
								GC	YC	RC	
1	Svetlana PLATONOVA	0/1	0								17:20
2	Olyy GOTEL										13:53
4	Sarah McGARRITY										4:39
5	Emily POZZI										17:47
7	Stephanie SCHNORR	0/1	0								19:52
8	Carson Mary CHRUSCICKI	0/2	0				2				11:25
9	Myrna LEWIS										6:29
10	Tarika THIENAPIRAK	0/1	0								8:35
Coach:		Bill SCHOOLCRAFT									
Total		0/5	0				2				

Team Statistics	CS	%	BS	%	PS	%	FB	%	C	SW
New Zealand	6/17	35					3/4	75	0	2
United States of America	0/3	0	0/2	0					0	0

Legend:											
%	Efficiency	AS	Assists	BS	Background Shots	C	Corner	CS	Close Shots	FB	Fastbreaks
G/S	Goals/Shots	GC	Green Card	PS	Penalty Shots	RC	Red Card	S	Saves	SW	Sprints Won
YC	Yellow Card										

Timing and Results provided by TISSOT





Game No.:9

Start List

GER vs USA

Referees: Weishuo, Evan KONG (SGP) / Elan WINTER (GBR)

GER - Germany

No	Name	Date of Birth	Competition Statistics							
			MP	G	PG	GC	YC	RC	SW	SL
1	Jill Lara RUTZEN	1 DEC 2000	2							
2	Katharina Magdalena KRUSE	7 SEP 1990	2	1						
3	Jule SCHWARZ	30 SEP 1999	2	3						
5	Svenja SCHAEPER	6 APR 1995	2	2						
6	Nele SCHMALENBACH	24 JUL 2003	2	1						1
7	Leonie WAGNER	2 MAY 1997	2						2	1
8	Hilke Sophie VOGT	29 APR 2000	2							
10	Elena GILLES	6 APR 1989	2							
Coach: Bjorn TRUBNER (GER)										

GER Played		
PR	NZL	5 - 2
PR	FRA	2 - 2
PR	USA	15 JUL

USA - United States of America

No	Name	Date of Birth	Competition Statistics							
			MP	G	PG	GC	YC	RC	SW	SL
1	Svetlana PLATONOVA	26 AUG 1984	2	1						
2	Olly GOTEL	18 DEC 1967	2							2
4	Sarah McGARRITY	28 AUG 1988	2							
5	Emily POZZI	15 SEP 1990	2							
7	Stephanie SCHNORR	15 AUG 1984	2							2
8	Carson Mary CHRUSCICKI	22 JAN 1996	2							
9	Myrna LEWIS	10 NOV 1994	2							
10	Tarika THIENAPIRAK	22 NOV 1991	2							
Coach: Bill SCHOOLCRAFT (USA)										

USA Played		
PR	FRA	1 - 10
PR	NZL	0 - 9
PR	GER	15 JUL

Legend:		
CR5-8	Consolation Round 5-8	
MP	Matches Played	G Goals
RC	Red Cards	No Shirt Number
		SL Sprints Lost
		GC Green Cards
		PG Penalty Goals
		SW Sprints Won
		Int'l. M. International Matches
		PR Preliminary Round
		YC Yellow Cards

Timing and Results provided by 





Game No.:9

Results

GER 12 vs 0 USA

1st Period: 4 - 0
2nd Period: 8 - 0

Referees: Weishuo, Evan KONG (SGP) / Elan WINTER (GBR)

GER - Germany

No	Name	G / S	%	PS	%	AS	S	Punishments			TP
								GC	YC	RC	
1	Jill Lara RUTZEN	0/1	0			2	2				16:49
2	Katharina Magdalena KRUSE	1/1	100								12:44
3	Jule SCHWARZ	1/3	33					1			12:07
5	Svenja SCHAEPER	2/3	67			2					8:45
6	Nele SCHMALENBACH	3/3	100								13:51
7	Leonie WAGNER	3/4	75				1				11:23
8	Hilke Sophie VOGT	1/1	100								11:25
10	Elena GILLES	1/5	20			2					12:56
Coach:		Bjorn TRUBNER									
Total		12/21	57			7	2	1			

Running Score

GER - USA

1st Period
SCHWARZ J. 1 : 0
SCHAEPER S. 2 : 0
WAGNER L. 3 : 0
VOGT H. 4 : 0

2nd Period
SCHMALENBACH N. 5 : 0
GILLES E. 6 : 0
WAGNER L. 7 : 0
WAGNER L. 8 : 0
SCHAEPER S. 9 : 0
SCHMALENBACH N. 10 : 0
KRUSE K. 11 : 0
SCHMALENBACH N. 12 : 0

USA - United States of America

No	Name	G / S	%	PS	%	AS	S	Punishments			TP
								GC	YC	RC	
1	Svetlana PLATONOVA	0/1	0								15:55
2	Olly GOTEL	0/1	0								16:50
4	Sarah McGARRITY	0/1	0								6:23
5	Emily POZZI	0/1	0								18:33
7	Stephanie SCHNORR	0/1	0								16:25
8	Carson Mary CHRUSCICKI						2	1			11:32
9	Myrna LEWIS										6:36
10	Tarika THIENAPIRAK						1				7:46
Coach:		Bill SCHOOLCRAFT									
Total		0/5	0				3	1			

Team Statistics	CS	%	BS	%	PS	%	FB	%	C	SW
Germany	7/15	47					5/6	83	0	1
United States of America	0/4	0	0/1	0					0	1

Legend:											
%	Efficiency	AS	Assists	BS	Background Shots	C	Corner	CS	Close Shots	FB	Fastbreaks
G/S	Goals/Shots	GC	Green Card	PS	Penalty Shots	RC	Red Card	S	Saves	SW	Sprints Won
YC	Yellow Card										

Timing and Results provided by 





Game No.:10

Start List

NZL vs FRA

Referees: Stephen Jason WATTS (GBR) / Maurizio PELLI (ITA)

NZL - New Zealand

No	Name	Date of Birth	Competition Statistics							
			MP	G	PG	GC	YC	RC	SW	SL
2	Klara RICHTER	24 SEP 1997	2	1						
3	Emma SUTHERLAND	31 DEC 1987	2			1				
4	Georgia WHEELER	16 NOV 1999	2	3						1
5	Julie BOLTON	12 APR 1990	2							
6	Kate BOLTON	30 APR 1984	2	1						
7	Sophie WINTON	30 SEP 1993	2						2	
9	Erin MOORE	12 APR 1990	2	2						
10	Casey HALES	9 JUN 2000	2	4						1
Coach: Freya HOGARTH (NZL)										


NZL Played		
PR	GER	2 - 5
PR	USA	9 - 0
PR	FRA	15 JUL

FRA - France

No	Name	Date of Birth	Competition Statistics							
			MP	G	PG	GC	YC	RC	SW	SL
1	Eloise FRIGOT	8 NOV 1994	2	1						
2	Melissa LEDORMEUR	2 JUL 1989	2						2	
3	Marion ROBERT	30 AUG 2000	2	2						
4	Claire MOAL	3 APR 1992	2	1						
5	Celeste LOUIS	12 APR 1999	2							
6	Aline ROULLAND	15 JUL 1992	2	4					1	1
7	Clotilde LEMASLE	23 MAY 2000	2	4						
8	Camille MEYER	15 APR 1999	2							
Coach: Thomas RICHER (FRA)										

FRA Played		
PR	USA	10 - 1
PR	GER	2 - 2
PR	NZL	15 JUL

Legend:		
CR5-8	Consolation Round 5-8	
MP	Matches Played	G Goals
RC	Red Cards	No Shirt Number
		SL Sprints Lost
		GC Green Cards
		PG Penalty Goals
		SW Sprints Won
		Int'l. M. International Matches
		PR Preliminary Round
		YC Yellow Cards

Timing and Results provided by 





Game No.:10

Results

NZL 2 vs 9 FRA

1st Period: 1 - 4
2nd Period: 1 - 5

Referees: Stephen Jason WATTS (GBR) / Maurizio PELLI (ITA)

NZL - New Zealand

No	Name	G / S	%	PS	%	AS	S	Punishments			TP
								GC	YC	RC	
2	Klara RICHTER	0/2	0								12:31
3	Emma SUTHERLAND										2:34
4	Georgia WHEELER	1/4	25	1/1	100						14:52
5	Julie BOLTON	0/2	0					1			12:00
6	Kate BOLTON	0/1	0				1				14:12
7	Sophie WINTON	0/2	0								10:09
9	Erin MOORE	1/3	33								16:36
10	Casey HALES	0/2	0								10:42
Coach:		Freya HOGARTH									
Total		2/16	13	1/1	100		1	1			

Running Score

NZL - FRA

1st Period	
0 : 1	MOAL C.
0 : 2	LEDORMEUR M.
0 : 3	LEDORMEUR M.
1 : 3	WHEELER G.
1 : 4	MEYER C.
2nd Period	
2 : 4	MOORE E.
2 : 5	LEDORMEUR M.
2 : 6	ROBERT M.
2 : 7	LEDORMEUR M.
2 : 8	ROULLAND A.
2 : 9	ROULLAND A.

FRA - France

No	Name	G / S	%	PS	%	AS	S	Punishments			TP
								GC	YC	RC	
1	Eloise FRIGOT										10:49
2	Melissa LEDORMEUR	4/4	100								10:34
3	Marion ROBERT	1/2	50					1			13:08
4	Claire MOAL	1/3	33								13:18
5	Celeste LOUIS										19:31
6	Aline ROULLAND	2/2	100			1		1			10:08
7	Clotilde LEMASLE	0/3	0								13:17
8	Camille MEYER	1/1	100	1/1	100						9:15
Coach:		Thomas RICHER									
Total		9/15	60	1/1	100	1		2			

Team Statistics	CS	%	BS	%	PS	%	FB	%	C	SW
New Zealand	1/15	7			1/1	100			0	0
France	7/12	58			1/1	100	1/2	50	0	2

Legend:											
%	Efficiency	AS	Assists	BS	Background Shots	C	Corner	CS	Close Shots	FB	Fastbreaks
G/S	Goals/Shots	GC	Green Card	PS	Penalty Shots	RC	Red Card	S	Saves	SW	Sprints Won
YC	Yellow Card										

Timing and Results provided by TISSOT



RESULTS BOOK



DanceSports





12	DanceSports	1131
12.1	Table of Contents	1132
12.2	Competition Schedule	1137
12.3	Number of Entries by Country	1138
12.4	Entry List by Country	1139
12.5	Medallists by Event	1142
12.6	Medal Standings	1143
12.7	Standard	1144
12.7.1	Entry List by Event	1145
12.7.2	Medallists	1147
12.7.3	Finals	1148
12.7.3.1	Final Ranking	1148
12.7.3.2	Tango	1149
12.7.3.2.1	Start List	1149
12.7.3.2.2	Results	1150
12.7.3.3	Waltz	1151
12.7.3.3.1	Start List	1151
12.7.3.3.2	Results	1152
12.7.3.4	Viennese Waltz	1153
12.7.3.4.1	Start List	1153
12.7.3.4.2	Results	1154
12.7.3.5	Slow Foxtrot	1155
12.7.3.5.1	Start List	1155
12.7.3.5.2	Results	1156
12.7.3.6	Quickstep	1157
12.7.3.6.1	Start List	1157
12.7.3.6.2	Results	1158
12.7.4	Semifinals	1159
12.7.4.1	Semifinals Ranking	1159
12.7.4.2	Quickstep	1160
12.7.4.2.1	Start List	1160
12.7.4.2.2	Results	1161
12.7.4.3	Slow Foxtrot	1162
12.7.4.3.1	Start List	1162
12.7.4.3.2	Results	1163
12.7.4.4	Tango	1164
12.7.4.4.1	Start List	1164

12.7.4.4.2	Results	1165
12.7.4.5	Viennese Waltz	1166
12.7.4.5.1	Start List	1166
12.7.4.5.2	Results	1167
12.7.4.6	Waltz	1168
12.7.4.6.1	Start List	1168
12.7.4.6.2	Results	1169
12.7.5	First Round	1170
12.7.5.1	First Round Ranking	1170
12.7.5.2	Quickstep	1172
12.7.5.2.1	Start List	1172
12.7.5.2.2	Results	1173
12.7.5.3	Slow Foxtrot	1174
12.7.5.3.1	Start List	1174
12.7.5.3.2	Results	1175
12.7.5.4	Tango	1176
12.7.5.4.1	Start List	1176
12.7.5.4.2	Results	1177
12.7.5.5	Viennese Waltz	1178
12.7.5.5.1	Start List	1178
12.7.5.5.2	Results	1179
12.7.5.6	Waltz	1180
12.7.5.6.1	Start List	1180
12.7.5.6.2	Results	1181
12.8	Latin	1182
12.8.1	Entry List by Event	1183
12.8.2	Medallists	1185
12.8.3	Finals	1186
12.8.3.1	Final Ranking	1186
12.8.3.2	Cha Cha Cha	1187
12.8.3.2.1	Start List	1187
12.8.3.2.2	Results	1188
12.8.3.3	Samba	1189
12.8.3.3.1	Start List	1189
12.8.3.3.2	Results	1190
12.8.3.4	Rumba	1191
12.8.3.4.1	Start List	1191
12.8.3.4.2	Results	1192
12.8.3.5	Paso Doble	1193
12.8.3.5.1	Start List	1193
12.8.3.5.2	Results	1194
12.8.3.6	Jive	1195
12.8.3.6.1	Start List	1195
12.8.3.6.2	Results	1196

12.8.4	Semifinals	1197
12.8.4.1	Semifinals Ranking	1197
12.8.4.2	Cha Cha Cha	1198
12.8.4.2.1	Start List	1198
12.8.4.2.2	Results	1199
12.8.4.3	Jive	1200
12.8.4.3.1	Start List	1200
12.8.4.3.2	Results	1201
12.8.4.4	Paso Doble	1202
12.8.4.4.1	Start List	1202
12.8.4.4.2	Results	1203
12.8.4.5	Rumba	1204
12.8.4.5.1	Start List	1204
12.8.4.5.2	Results	1205
12.8.4.6	Samba	1206
12.8.4.6.1	Start List	1206
12.8.4.6.2	Results	1207
12.8.5	First Round	1208
12.8.5.1	First Round Ranking	1208
12.8.5.2	Cha Cha Cha	1210
12.8.5.2.1	Start List	1210
12.8.5.2.2	Results	1211
12.8.5.3	Jive	1212
12.8.5.3.1	Start List	1212
12.8.5.3.2	Results	1213
12.8.5.4	Paso Doble	1214
12.8.5.4.1	Start List	1214
12.8.5.4.2	Results	1215
12.8.5.5	Rumba	1216
12.8.5.5.1	Start List	1216
12.8.5.5.2	Results	1217
12.8.5.6	Samba	1218
12.8.5.6.1	Start List	1218
12.8.5.6.2	Results	1219
12.9	Rock 'n' Roll	1220
12.9.1	Entry List by Event	1221
12.9.2	Medallists	1222
12.9.3	Finals	1223
12.9.3.1	Foot Technique	1223
12.9.3.1.1	Start List	1223
12.9.3.1.2	Results	1224
12.9.3.2	Acrobatic	1225
12.9.3.2.1	Start List	1225
12.9.3.2.2	Results	1226

RESULTS BOOK
TABLE OF CONTENTS

12.9.4	Semifinal	1227
12.9.4.1	Start List	1227
12.9.4.2	Results	1228
12.9.5	Hope Round	1229
12.9.5.1	Start List	1229
12.9.5.2	Results	1230
12.9.6	First Round	1231
12.9.6.1	Start List	1231
12.9.6.2	Results	1232



Competition Schedule

REVISED
9 JUL 14:35

Date	Start Time	Event
FRI 8 JUL	Estimated 18:00	Latin, First Round (5 Rounds)
	19:00	Rock 'n' Roll, First Round
	19:31	Latin, Semifinals (5 Rounds)
	20:06	Rock 'n' Roll, Hope Round
	20:28	Latin, Finals - Cha Cha Cha
	Estimated 20:42	Latin, Finals - Samba
	Estimated 20:47	Latin, Finals - Rumba
	Estimated 20:59	Latin, Finals - Paso Doble
	Estimated 21:12	Latin, Finals - Jive
	SAT 9 JUL	17:00
17:28		Standard, First Round (5 Rounds)
18:28		Rock 'n' Roll, Finals - Foot Technique
18:50		Standard, Semifinals (5 Rounds)
19:25		Rock 'n' Roll, Finals - Acrobatic
19:51		Standard, Finals - Tango
Estimated 20:03		Standard, Finals - Waltz
Estimated 20:06		Standard, Finals - Viennese Waltz
Estimated 20:20		Standard, Finals - Slow Foxtrot
Estimated 20:34		Standard, Finals - Quickstep

schedule of JUL 9 updated

Timing and Results provided by  TISSOT

DAN-----_C08 4.0

Report Created SAT 9 JUL 2022 14:35

Page 1 / 1





Number of Entries by Country

Country	Latin	Standard	Rock 'n' Roll	Athlete Total
AUS - Australia			1	2
AUT - Austria			1	2
BEL - Belgium			1	2
CHN - People's Republic of China	2	2		8
CRO - Croatia			1	2
CZE - Czech Republic	2		1	6
DEN - Denmark	1	1		4
ESP - Spain	1			2
EST - Estonia		1		2
FRA - France	1		1	4
GER - Germany	3	1	1	10
HUN - Hungary	2		1	6
ISL - Iceland	1			2
ISR - Israel	1			2
ITA - Italy	2	1	1	8
JPN - Japan		1		2
LTU - Lithuania		3		6
MDA - Republic of Moldova	1			2
MEX - Mexico			1	2
POL - Poland	1	5	1	14
ROU - Romania	1	1		4
SLO - Slovenia			1	2
SUI - Switzerland			1	2
UKR - Ukraine		1		2
USA - United States of America	1	2		6
Total:	25	20	13	104

Timing and Results provided by  TISSOT



BIRMINGHAM

Greater Birmingham Convention & Visitors Bureau



REGIONS



Protective



BlueCross BlueShield of Alabama





Entry List by Country

Country	Name	Date of Birth
AUS - Australia	Finian Patrik CASEY	20 JUN 1999
	Maddison COSTELLO	3 MAY 1997
AUT - Austria	Matthias FEICHTINGER	22 JUN 1995
	Anna STURM	12 NOV 1997
BEL - Belgium	Benedikt ANDRES	17 DEC 1992
	Marie PETERS	23 JUL 2002
CHN - People's Republic of China	Tujun DU	
	Jiaming LI	14 APR 1995
	Ziwei LI	3 OCT 1994
	Yi LIU	1 JUN 1994
	Chongxuan QI	26 MAY 1993
	Bangbang YAN	5 MAR 1994
	Shaoyang YUAN	
Xiaotong ZOU	7 JUN 1995	
CRO - Croatia	Iva JUREC	31 MAR 1997
	Leonardo KOLENC	30 MAY 1994
CZE - Czech Republic	Marie DVORAKOVA	9 JAN 1998
	Tomas GAL	26 JAN 1990
	Jiri JAKUBEC	12 MAR 1995
	Sabina KARASKOVA	4 SEP 1989
	Tereza KUCEROVA	7 MAR 1993
	George Eduard SUTU	9 MAR 1993
DEN - Denmark	Signe BUSK	20 FEB 1993
	Dmitri KOLOBOV	6 JAN 1993
	Malthe Brinch ROHDE	23 MAR 1992
	Sandra Lund SORENSEN	1 MAY 1993
ESP - Spain	Juline CARREL	26 NOV 1996
	Adria MARTOS SERRA	28 AUG 1996
EST - Estonia	Silvia Susanne BARJABIN	7 MAR 2001
	Iliia ROTAR	8 MAY 2000
FRA - France	Guillaume CABIROL	15 NOV 1996
	Emmie DELATORRE	19 APR 1999
	Elena SALIKHOVA	9 APR 1993
	Charles-Guillaume SCHMITT	24 MAR 1990

Timing and Results provided by  TISSOT



BIRMINGHAM

Greater Birmingham Convention & Visitors Bureau



REGIONS



Protective



BlueCross BlueShield of Alabama





Entry List by Country

Country	Name	Date of Birth
GER - Germany	Marius Andrei BALAN	20 FEB 1991
	Artur BALANDIN	7 JUN 1993
	Tobias BLUDAU	24 JUN 1990
	Razvan DUMITRESCU	
	Tomas FAINSIL	18 JUN 1995
	Violetta FAINSIL	7 APR 1997
	Jacqueline Charlotte Juli JOOS	8 FEB 1997
	Khrystyna MOSHENSKA	26 MAY 1990
	Hanna SALITA	17 MAY 1992
	Michelle UHL	11 DEC 1994
HUN - Hungary	Daniel BANHIDI	4 SEP 1994
	Fanni CZETL	15 SEP 2002
	Balazs HIDI	7 OCT 1996
	Violetta KIS	16 JUN 1994
	Andrea SILVESTRI	
	Martina VARADI	
ISL - Iceland	Nikita BAZEV	12 JUN 1987
	Hanna RUN BAZEV	17 JUL 1990
ISR - Israel	Alexey KOROBCHENKO	30 SEP 1998
	Liana ODIKADZE	30 SEP 1997
ITA - Italy	Federica BREZZO	16 MAY 1994
	Simone CAVALERA	10 JAN 1987
	Mario CECINATI	13 SEP 1988
	Francesco GALUPPO	4 NOV 1990
	Francesca MARLETTA	24 SEP 1990
	Rosaria MESSINA DENARO	21 JUN 1988
	Debora PACINI	22 DEC 1990
Eric TESTA	12 AUG 1992	
JPN - Japan	Hiroaki ONISHI	17 NOV 1998
	Sakina ONISHI	2 SEP 2001
LTU - Lithuania	Edgaras BALTARAGIS	5 APR 1991
	Veronika GOLODNEVA	8 FEB 1989
	Indre KUCINSKAITE	
	Vaidotas LACITIS	24 JUL 1985
	Evaldas SODEIKA Ieva ZUKAUSKAITE	13 MAR 1989
MDA - Republic of Moldova	Gabriele Pasquale GOFFREDO	6 MAR 1988
	Anna MATUS	26 MAR 1988

Timing and Results provided by  TISSOT



BIRMINGHAM

Greater Birmingham Convention & Visitors Bureau



REGIONS



Protective



BlueCross BlueShield
of Alabama



Entry List by Country

Country	Name	Date of Birth
MEX - Mexico	Montserrat RAMIREZ MARTINEZ Adan David VERGARA RAMOS	22 JUL 1989
POL - Poland	Agata BRYCHCY Mateusz BRZOZOWSKI Madara FREIBERGA Anna Angelika JAGLINSKA-SCIAMANNA Natalia KREGIEL Edgar MARCOS BORJAS Marta MOZDYNIEWICZ Justyna MOZDZONEK Dariusz Krzysztof MYCKA Alina NOWAK Piotr PASZEWSKI Eros SCIAMANNA Bartlomiej SZKUTNIK Bartosz SZPULECKI	31 AUG 1993 16 APR 1997 6 FEB 1992 23 JAN 1991 1 MAR 2004 9 JAN 1986 21 FEB 1997 9 NOV 1997 7 FEB 1991 14 FEB 1989 16 APR 1992 19 SEP 1988 24 MAY 1992 8 JAN 1993
ROU - Romania	Rares COJOC Andreea Emilia MATEI Alexandru Ionut MICULESCU Andra PACURAR	31 MAY 1989 22 FEB 1996 9 MAY 1997
SLO - Slovenia	Jaka JUZNIC Gaja MALOVRH	16 FEB 1993 18 MAY 2000
SUI - Switzerland	Nicolas KURAN-PELLEGATTA Noemi KURAN-PELLEGATTA	9 NOV 1993 24 JUL 1998
UKR - Ukraine	Valeriia DOROFEI Dmytro YEVTYERYEV	
USA - United States of America	Anna JONCZYK Denis MATVEEV Alexander MUNTEANU Anastasiya RUBASHEVSKY Daniel RUBASHEVSKY Anna SHEEDY	 2 JAN 1995 5 AUG 1993





Medallists by Event

After 3 of 3 Events

Event Name	Date	Medal	Name	Country Code
Latin	FRI 8 JUL	GOLD	Gabriele Pasquale GOFFREDO Anna MATUS	MDA
		SILVER	Marius Andrei BALAN Khrystyna MOSHENSKA	GER
		BRONZE	Elena SALIKHOVA Charles-Guillaume SCHMITT	FRA
Standard	SAT 9 JUL	GOLD	Evaldas SODEIKA Ieva ZUKAUSKAITE	LTU
		SILVER	Francesco GALUPPO Debora PACINI	ITA
		BRONZE	Veronika GOLODNEVA Vaidotas LACITIS	LTU
Rock 'n' Roll	SAT 9 JUL	GOLD	Tobias BLUDAU Michelle UHL	GER
		SILVER	Nicolas KURAN-PELLEGATTA Noemi KURAN-PELLEGATTA	SUI
		BRONZE	Matthias FEICHTINGER Anna STURM	AUT





Medal Standings

After 3 of 3 Events

Rank	Country	Mixed				Rank by Total
		G	S	B	Tot	
1	GER - Germany	1	1		2	=1
2	LTU - Lithuania	1		1	2	=1
3	MDA - Republic of Moldova	1			1	=3
4	ITA - Italy		1		1	=3
4	SUI - Switzerland		1		1	=3
6	AUT - Austria			1	1	=3
6	FRA - France			1	1	=3
Total:		3	3	3	9	

Legend:
 = Equal sign indicates that two or more NOCs share the same rank by total **B** Bronze **G** Gold **S** Silver **Tot** Total

Timing and Results provided by  **TISSOT**





DanceSports

Standard




Entry List by Event

Country	Name	Gender	Date of Birth
CHN - People's Republic of China	Yi LIU	Male	1 JUN 1994
	Chongxuan QI	Female	26 MAY 1993
	Shaoyang YUAN	Male	
	Xiaotong ZOU	Female	7 JUN 1995
DEN - Denmark	Signe BUSK	Female	20 FEB 1993
	Dmitri KOLOBOV	Male	6 JAN 1993
EST - Estonia	Silvia Susanne BARJABIN	Female	7 MAR 2001
	Iliia ROTAR	Male	8 MAY 2000
GER - Germany	Tomas FAINCIL	Male	18 JUN 1995
	Violetta FAINCIL	Female	7 APR 1997
ITA - Italy	Francesco GALUPPO	Male	4 NOV 1990
	Debora PACINI	Female	22 DEC 1990
JPN - Japan	Hiroaki ONISHI	Male	17 NOV 1998
	Sakina ONISHI	Female	2 SEP 2001
LTU - Lithuania	Edgaras BALTARAGIS	Male	5 APR 1991
	Veronika GOLODNEVA	Female	8 FEB 1989
	Indre KUCINSKAITE	Female	
	Vaidotas LACITIS	Male	24 JUL 1985
	Evaldas SODEIKA Ieva ZUKAUSKAITE	Male Female	13 MAR 1989
POL - Poland	Agata BRYCHCY	Female	31 AUG 1993
	Mateusz BRZOZOWSKI	Male	16 APR 1997
	Madara FREIBERGA	Female	6 FEB 1992
	Anna Angelika JAGLINSKA-SCIAMANNA	Female	23 JAN 1991
	Marta MOZDYNIEWICZ	Female	21 FEB 1997
	Justyna MOZDZONEK	Female	9 NOV 1997
	Dariusz Krzysztof MYCKA	Male	7 FEB 1991
	Piotr PASZEWSKI	Male	16 APR 1992
	Eros SCIAMANNA	Male	19 SEP 1988
	Bartłomiej SZKUTNIK	Male	24 MAY 1992
ROU - Romania	Rares COJOC	Male	31 MAY 1989
	Andreea Emilia MATEI	Female	22 FEB 1996

 Timing and Results provided by 




Entry List by Event

Country	Name	Gender	Date of Birth
UKR - Ukraine	Valeriia DOROFEI	Female	
	Dmytro YEVTYERYEV	Male	
USA - United States of America	Anna JONCZYK	Female	
	Denis MATVEEV	Male	
	Alexander MUNTEANU	Male	
	Anna SHEEDY	Female	





Medallists

Medal	Country	Name
GOLD	LTU - Lithuania	Evaldas SODEIKA Ieva ZUKAUSKAITE
SILVER	ITA - Italy	Francesco GALUPPO Debora PACINI
BRONZE	LTU - Lithuania	Veronika GOLODNEVA Vaidotas LACITIS





Final Ranking

Rank	Name	Country Code	Walz	Tango	Viennese Waltz	Slow Foxtrot	Quickstep	Total	Remark
1	Ieva ZUKAUSKAITE Evaldas SODEIKA	LTU	38.92	39.08	39.08	39.50	39.00	195.58	
2	Debora PACINI Francesco GALUPPO	ITA	38.67	38.67	38.88	39.04	38.75	194.00	
3	Veronika GOLODNEVA Vaidotas LACITIS	LTU	37.28	37.54	37.46	38.08	37.25	187.62	
4	Violetta FAINSIL Tomas FAINSIL	GER	36.58	36.88	36.67	36.88	36.42	183.41	
5	Signe BUSK Dmitri KOLOBOV	DEN	36.58	36.33	36.83	36.79	36.58	183.13	
6	Andreea Emilia MATEI Rares COJOC	ROU	36.50	36.46	36.58	36.67	36.50	182.71	





Start List

Bib	Name	Country Code
4	FAINSIL / FAINSIL	GER
5	PACINI / GALUPPO	ITA
7	BUSK / KOLOBOV	DEN
8	GOLODNEVA / LACITIS	LTU
15	MATEI / COJOC	ROU
19	ZUKAUSKAITE / SODEIKA	LTU





Results

Rank	Bib	Name	Country Code	TQ	MM	PS	CP	Dance Total	Remark
1	19	ZUKAUSKAITE / SODEIKA	LTU	9.71	9.88	9.75	9.75	39.08	
2	5	PACINI / GALUPPO	ITA	9.63	9.71	9.67	9.67	38.67	
3	8	GOLODNEVA / LACITIS	LTU	9.33	9.42	9.42	9.38	37.54	
4	4	FAINSIL / FAINSIL	GER	9.25	9.21	9.17	9.25	36.88	
5	15	MATEI / COJOC	ROU	9.17	9.13	9.13	9.04	36.46	
6	7	BUSK / KOLOBOV	DEN	8.96	9.08	9.08	9.21	36.33	

Legend:			
CP	Choreography and presentation	MM	Movement to music
PS	Partnering skill	TQ	Technical Quality

Timing and Results provided by  TISSOT





Start List

Bib	Name	Country Code
4	FAINSIL / FAINSIL	GER
5	PACINI / GALUPPO	ITA
7	BUSK / KOLOBOV	DEN
8	GOLODNEVA / LACITIS	LTU
15	MATEI / COJOC	ROU
19	ZUKAUSKAITE / SODEIKA	LTU





Results

Rank	Bib	Name	Country Code	TQ	MM	PS	CP	Dance Total	Remark
1	19	ZUKAUSKAITE / SODEIKA	LTU	9.75	9.71	9.75	9.71	38.92	
2	5	PACINI / GALUPPO	ITA	9.58	9.75	9.58	9.75	38.67	
3	8	GOLODNEVA / LACITIS	LTU	9.29	9.35	9.29	9.35	37.28	
4	7	BUSK / KOLOBOV	DEN	9.17	9.13	9.17	9.13	36.58	
5	4	FAINSIL / FAINSIL	GER	9.21	9.08	9.21	9.08	36.58	
6	15	MATEI / COJOC	ROU	9.21	9.04	9.21	9.04	36.50	

Legend:			
CP	Choreography and presentation	MM	Movement to music
PS	Partnering skill	TQ	Technical Quality

Timing and Results provided by  TISSOT





Start List

Bib	Name	Country Code
4	FAINSIL / FAINSIL	GER
5	PACINI / GALUPPO	ITA
7	BUSK / KOLOBOV	DEN
8	GOLODNEVA / LACITIS	LTU
15	MATEI / COJOC	ROU
19	ZUKAUSKAITE / SODEIKA	LTU





Results

Rank	Bib	Name	Country Code	TQ	MM	PS	CP	Dance Total	Remark
1	19	ZUKAUSKAITE / SODEIKA	LTU	9.71	9.83	9.79	9.75	39.08	
2	5	PACINI / GALUPPO	ITA	9.63	9.79	9.75	9.71	38.88	
3	8	GOLODNEVA / LACITIS	LTU	9.33	9.38	9.42	9.33	37.46	
4	7	BUSK / KOLOBOV	DEN	9.13	9.29	9.17	9.25	36.83	
5	4	FAINSIL / FAINSIL	GER	9.17	9.21	9.29	9.00	36.67	
6	15	MATEI / COJOC	ROU	9.21	9.08	9.21	9.08	36.58	

Legend:			
CP	Choreography and presentation	MM	Movement to music
PS	Partnering skill	TQ	Technical Quality

Timing and Results provided by  TISSOT





Start List

Bib	Name	Country Code
4	FAINSIL / FAINSIL	GER
5	PACINI / GALUPPO	ITA
7	BUSK / KOLOBOV	DEN
8	GOLODNEVA / LACITIS	LTU
15	MATEI / COJOC	ROU
19	ZUKAUSKAITE / SODEIKA	LTU





Results

Rank	Bib	Name	Country Code	TQ	MM	PS	CP	Dance Total	Remark
1	19	ZUKAUSKAITE / SODEIKA	LTU	9.79	9.96	9.92	9.83	39.50	
2	5	PACINI / GALUPPO	ITA	9.79	9.75	9.75	9.75	39.04	
3	8	GOLODNEVA / LACITIS	LTU	9.54	9.50	9.50	9.54	38.08	
4	4	FAINSIL / FAINSIL	GER	9.29	9.17	9.21	9.21	36.88	
5	7	BUSK / KOLOBOV	DEN	9.13	9.17	9.25	9.25	36.79	
6	15	MATEI / COJOC	ROU	9.25	9.08	9.21	9.13	36.67	

Legend:			
CP	Choreography and presentation	MM	Movement to music
PS	Partnering skill	TQ	Technical Quality

Timing and Results provided by  TISSOT



Start List

Bib	Name	Country Code
4	FAINSIL / FAINSIL	GER
5	PACINI / GALUPPO	ITA
7	BUSK / KOLOBOV	DEN
8	GOLODNEVA / LACITIS	LTU
15	MATEI / COJOC	ROU
19	ZUKAUSKAITE / SODEIKA	LTU





Results

Rank	Bib	Name	Country Code	TQ	MM	PS	CP	Dance Total	Remark
1	19	ZUKAUSKAITE / SODEIKA	LTU	9.75	9.75	9.75	9.75	39.00	
2	5	PACINI / GALUPPO	ITA	9.71	9.67	9.71	9.67	38.75	
3	8	GOLODNEVA / LACITIS	LTU	9.42	9.21	9.42	9.21	37.25	
4	7	BUSK / KOLOBOV	DEN	9.13	9.17	9.13	9.17	36.58	
5	15	MATEI / COJOC	ROU	9.17	9.08	9.17	9.08	36.50	
6	4	FAINSIL / FAINSIL	GER	9.13	9.08	9.13	9.08	36.42	

Legend:			
CP	Choreography and presentation	MM	Movement to music
PS	Partnering skill	TQ	Technical Quality

Timing and Results provided by  TISSOT





Semifinals Ranking

Rank	Name	Country Code	Walz	Tango	Viennese Waltz	Slow Foxtrot	Quickstep	Total	Remark
1	Ieva ZUKAUSKAITE Evaldas SODEIKA	LTU	38.67	38.83	38.67	38.83	38.67	193.67	Q
2	Debora PACINI Francesco GALUPPO	ITA	38.50	38.50	38.50	38.58	38.58	192.67	Q
3	Veronika GOLODNEVA Vaidotas LACITIS	LTU	37.08	36.92	36.92	37.17	36.67	184.75	Q
4	Violetta FAINSIL Tomas FAINSIL	GER	36.42	36.58	36.58	36.50	36.67	182.75	Q
5	Signe BUSK Dmitri KOLOBOV	DEN	35.75	36.42	36.25	36.42	36.50	181.34	Q
6	Andreea Emilia MATEI Rares COJOC	ROU	36.25	36.00	35.75	36.08	36.17	180.25	Q
7	Madara FREIBERGA Dariusz Krzysztof MYCKA	POL	35.75	35.83	35.67	35.92	35.50	178.67	
8	Justyna MOZDZONEK Mateusz BRZOZOWSKI	POL	34.58	34.92	34.75	34.75	34.83	173.83	
9	Indre KUCINSKAITE Edgaras BALTARAGIS	LTU	34.25	34.17	34.00	34.25	34.33	171.00	
10	Agata BRYCHCY Bartlomiej SZKUTNIK	POL	33.75	34.00	34.17	34.17	33.83	169.92	
11	Chongxuan QI Shaoyang YUAN	CHN	33.67	34.17	33.92	33.92	33.83	169.50	
12	Anna Angelika JAGLINSKA-SCIAMANNA Eros SCIAMANNA	POL	34.08	33.67	33.50	33.75	33.42	168.42	
13	Anna SHEEDY Alexander MUNTEANU	USA	33.42	33.33	33.33	33.25	34.00	167.33	
14	Marta MOZDYNIEWICZ Piotr PASZEWSKI	POL	33.67	33.33	33.42	33.33	33.25	167.00	

Legend:

Q Qualified

Timing and Results provided by  TISSOT

DANXSTANDARD-----SFNL-----_C76C 1.0

Report Created SAT 9 JUL 2022 19:20

Page 1 / 1





Start List

Bib	Name	Country Code
1	KUCINSKAITE / BALTARAGIS	LTU
3	MOZDZONEK / BRZOZOWSKI	POL
4	FAINSIL / FAINSIL	GER
5	PACINI / GALUPPO	ITA
7	BUSK / KOLOBOV	DEN
8	GOLODNEVA / LACITIS	LTU
11	SHEEDY / MUNTEANU	USA
12	FREIBERGA / MYCKA	POL
14	MOZDYNIEWICZ / PASZEWSKI	POL
15	MATEI / COJOC	ROU
18	JAGLINSKA-SCIAMANNA / SCIAMANNA	POL
19	ZUKAUSKAITE / SODEIKA	LTU
20	BRYCHCY / SZKUTNIK	POL
22	QI / YUAN	CHN





Results

Rank	Bib	Name	Country Code	TQ	MM	PS	CP	Dance Total	Remark
1	19	ZUKAUSKAITE / SODEIKA	LTU	9.67	9.67	9.67	9.67	38.67	
2	5	PACINI / GALUPPO	ITA	9.63	9.67	9.63	9.67	38.58	
3-4	4	FAINSIL / FAINSIL	GER	9.13	9.21	9.13	9.21	36.67	
3-4	8	GOLODNEVA / LACITIS	LTU	9.21	9.13	9.21	9.13	36.67	
5	7	BUSK / KOLOBOV	DEN	9.13	9.13	9.13	9.13	36.50	
6	15	MATEI / COJOC	ROU	9.00	9.08	9.00	9.08	36.17	
7	12	FREIBERGA / MYCKA	POL	8.75	9.00	8.75	9.00	35.50	
8	3	MOZDZONEK / BRZOWSKI	POL	8.75	8.67	8.75	8.67	34.83	
9	1	KUCINSKAITE / BALTARAGIS	LTU	8.54	8.63	8.54	8.63	34.33	
10	11	SHEEDY / MUNTEANU	USA	8.50	8.50	8.50	8.50	34.00	
11-12	20	BRYCHCY / SZKUTNIK	POL	8.50	8.42	8.50	8.42	33.83	
11-12	22	QI / YUAN	CHN	8.50	8.42	8.50	8.42	33.83	
13	18	JAGLINSKA-SCIAMANNA / SCIAMANNA	POL	8.25	8.46	8.25	8.46	33.42	
14	14	MOZDYNIWICZ / PASZEWSKI	POL	8.29	8.33	8.29	8.33	33.25	

Legend:

CP Choreography and presentation
 PS Partnering skill

MM Movement to music
 TQ Technical Quality

Timing and Results provided by 





Start List

Bib	Name	Country Code
1	KUCINSKAITE / BALTARAGIS	LTU
3	MOZDZONEK / BRZOZOWSKI	POL
4	FAINSIL / FAINSIL	GER
5	PACINI / GALUPPO	ITA
7	BUSK / KOLOBOV	DEN
8	GOLODNEVA / LACITIS	LTU
11	SHEEDY / MUNTEANU	USA
12	FREIBERGA / MYCKA	POL
14	MOZDYNIEWICZ / PASZEWSKI	POL
15	MATEI / COJOC	ROU
18	JAGLINSKA-SCIAMANNA / SCIAMANNA	POL
19	ZUKAUSKAITE / SODEIKA	LTU
20	BRYCHCY / SZKUTNIK	POL
22	QI / YUAN	CHN





Results

Rank	Bib	Name	Country Code	TQ	MM	PS	CP	Dance Total	Remark
1	19	ZUKAUSKAITE / SODEIKA	LTU	9.71	9.71	9.71	9.71	38.83	
2	5	PACINI / GALUPPO	ITA	9.67	9.63	9.67	9.63	38.58	
3	8	GOLODNEVA / LACITIS	LTU	9.25	9.33	9.25	9.33	37.17	
4	4	FAINSIL / FAINSIL	GER	9.04	9.21	9.04	9.21	36.50	
5	7	BUSK / KOLOBOV	DEN	9.17	9.04	9.17	9.04	36.42	
6	15	MATEI / COJOC	ROU	8.92	9.13	8.92	9.13	36.08	
7	12	FREIBERGA / MYCKA	POL	8.88	9.08	8.88	9.08	35.92	
8	3	MOZDZONEK / BRZOWSKI	POL	8.79	8.58	8.79	8.58	34.75	
9	1	KUCINSKAITE / BALTARAGIS	LTU	8.54	8.58	8.54	8.58	34.25	
10	20	BRYCHCY / SZKUTNIK	POL	8.54	8.54	8.54	8.54	34.17	
11	22	QI / YUAN	CHN	8.58	8.38	8.58	8.38	33.92	
12	18	JAGLINSKA-SCIAMANNA / SCIAMANNA	POL	8.29	8.58	8.29	8.58	33.75	
13	14	MOZDYNIWICZ / PASZEWSKI	POL	8.21	8.46	8.21	8.46	33.33	
14	11	SHEEDY / MUNTEANU	USA	8.25	8.38	8.25	8.38	33.25	

Legend:			
CP	Choreography and presentation	MM	Movement to music
PS	Partnering skill	TQ	Technical Quality

Timing and Results provided by  TISSOT





Start List

Bib	Name	Country Code
1	KUCINSKAITE / BALTARAGIS	LTU
3	MOZDZONEK / BRZOZOWSKI	POL
4	FAINSIL / FAINSIL	GER
5	PACINI / GALUPPO	ITA
7	BUSK / KOLOBOV	DEN
8	GOLODNEVA / LACITIS	LTU
11	SHEEDY / MUNTEANU	USA
12	FREIBERGA / MYCKA	POL
14	MOZDYNIEWICZ / PASZEWSKI	POL
15	MATEI / COJOC	ROU
18	JAGLINSKA-SCIAMANNA / SCIAMANNA	POL
19	ZUKAUSKAITE / SODEIKA	LTU
20	BRYCHCY / SZKUTNIK	POL
22	QI / YUAN	CHN





Results

Rank	Bib	Name	Country Code	TQ	MM	PS	CP	Dance Total	Remark
1	19	ZUKAUSKAITE / SODEIKA	LTU	9.75	9.67	9.75	9.67	38.83	
2	5	PACINI / GALUPPO	ITA	9.63	9.63	9.63	9.63	38.50	
3	8	GOLODNEVA / LACITIS	LTU	9.17	9.29	9.17	9.29	36.92	
4	4	FAINSIL / FAINSIL	GER	9.08	9.21	9.08	9.21	36.58	
5	7	BUSK / KOLOBOV	DEN	9.17	9.04	9.17	9.04	36.42	
6	15	MATEI / COJOC	ROU	8.96	9.04	8.96	9.04	36.00	
7	12	FREIBERGA / MYCKA	POL	8.88	9.04	8.88	9.04	35.83	
8	3	MOZDZONEK / BRZOSOWSKI	POL	8.83	8.63	8.83	8.63	34.92	
9-10	1	KUCINSKAITE / BALTARAGIS	LTU	8.50	8.58	8.50	8.58	34.17	
9-10	22	QI / YUAN	CHN	8.63	8.46	8.63	8.46	34.17	
11	20	BRYCHCY / SZKUTNIK	POL	8.54	8.46	8.54	8.46	34.00	
12	18	JAGLINSKA-SCIAMANNA / SCIAMANNA	POL	8.29	8.54	8.29	8.54	33.67	
13	11	SHEEDY / MUNTEANU	USA	8.29	8.38	8.29	8.38	33.33	
14	14	MOZDYNIEWICZ / PASZEWSKI	POL	8.33	8.33	8.33	8.33	33.33	

Legend:			
CP	Choreography and presentation	MM	Movement to music
PS	Partnering skill	TQ	Technical Quality

Timing and Results provided by  TISSOT





Start List

Bib	Name	Country Code
1	KUCINSKAITE / BALTARAGIS	LTU
3	MOZDZONEK / BRZOZOWSKI	POL
4	FAINSIL / FAINSIL	GER
5	PACINI / GALUPPO	ITA
7	BUSK / KOLOBOV	DEN
8	GOLODNEVA / LACITIS	LTU
11	SHEEDY / MUNTEANU	USA
12	FREIBERGA / MYCKA	POL
14	MOZDYNIEWICZ / PASZEWSKI	POL
15	MATEI / COJOC	ROU
18	JAGLINSKA-SCIAMANNA / SCIAMANNA	POL
19	ZUKAUSKAITE / SODEIKA	LTU
20	BRYCHCY / SZKUTNIK	POL
22	QI / YUAN	CHN





Results

Rank	Bib	Name	Country Code	TQ	MM	PS	CP	Dance Total	Remark
1	19	ZUKAUSKAITE / SODEIKA	LTU	9.67	9.67	9.67	9.67	38.67	
2	5	PACINI / GALUPPO	ITA	9.58	9.67	9.58	9.67	38.50	
3	8	GOLODNEVA / LACITIS	LTU	9.17	9.29	9.17	9.29	36.92	
4	4	FAINSIL / FAINSIL	GER	9.04	9.25	9.04	9.25	36.58	
5	7	BUSK / KOLOBOV	DEN	9.08	9.04	9.08	9.04	36.25	
6	15	MATEI / COJOC	ROU	8.79	9.08	8.79	9.08	35.75	
7	12	FREIBERGA / MYCKA	POL	8.83	9.00	8.83	9.00	35.67	
8	3	MOZDZONEK / BRZOWSKI	POL	8.75	8.63	8.75	8.63	34.75	
9	20	BRYCHCY / SZKUTNIK	POL	8.63	8.46	8.63	8.46	34.17	
10	1	KUCINSKAITE / BALTARAGIS	LTU	8.46	8.54	8.46	8.54	34.00	
11	22	QI / YUAN	CHN	8.50	8.46	8.50	8.46	33.92	
12	18	JAGLINSKA-SCIAMANNA / SCIAMANNA	POL	8.25	8.50	8.25	8.50	33.50	
13	14	MOZDYNIWICZ / PASZEWSKI	POL	8.33	8.38	8.33	8.38	33.42	
14	11	SHEEDY / MUNTEANU	USA	8.29	8.38	8.29	8.38	33.33	

Legend:			
CP	Choreography and presentation	MM	Movement to music
PS	Partnering skill	TQ	Technical Quality

Timing and Results provided by  TISSOT





Start List

Bib	Name	Country Code
1	KUCINSKAITE / BALTARAGIS	LTU
3	MOZDZONEK / BRZOZOWSKI	POL
4	FAINSIL / FAINSIL	GER
5	PACINI / GALUPPO	ITA
7	BUSK / KOLOBOV	DEN
8	GOLODNEVA / LACITIS	LTU
11	SHEEDY / MUNTEANU	USA
12	FREIBERGA / MYCKA	POL
14	MOZDYNIEWICZ / PASZEWSKI	POL
15	MATEI / COJOC	ROU
18	JAGLINSKA-SCIAMANNA / SCIAMANNA	POL
19	ZUKAUSKAITE / SODEIKA	LTU
20	BRYCHCY / SZKUTNIK	POL
22	QI / YUAN	CHN





Results

Rank	Bib	Name	Country Code	TQ	MM	PS	CP	Dance Total	Remark
1	19	ZUKAUSKAITE / SODEIKA	LTU	9.67	9.67	9.67	9.67	38.67	
2	5	PACINI / GALUPPO	ITA	9.63	9.63	9.63	9.63	38.50	
3	8	GOLODNEVA / LACITIS	LTU	9.21	9.33	9.21	9.33	37.08	
4	4	FAINSIL / FAINSIL	GER	9.00	9.21	9.00	9.21	36.42	
5	15	MATEI / COJOC	ROU	9.13	9.00	9.13	9.00	36.25	
6-7	7	BUSK / KOLOBOV	DEN	8.92	8.96	8.92	8.96	35.75	
6-7	12	FREIBERGA / MYCKA	POL	8.83	9.04	8.83	9.04	35.75	
8	3	MOZDZONEK / BRZOWSKI	POL	8.75	8.54	8.75	8.54	34.58	
9	1	KUCINSKAITE / BALTARAGIS	LTU	8.58	8.54	8.58	8.54	34.25	
10	18	JAGLINSKA-SCIAMANNA / SCIAMANNA	POL	8.29	8.75	8.29	8.75	34.08	
11	20	BRYCHCY / SZKUTNIK	POL	8.54	8.33	8.54	8.33	33.75	
12-13	14	MOZDYNIWICZ / PASZEWSKI	POL	8.38	8.46	8.38	8.46	33.67	
12-13	22	QI / YUAN	CHN	8.50	8.33	8.50	8.33	33.67	
14	11	SHEEDY / MUNTEANU	USA	8.33	8.38	8.33	8.38	33.42	

Legend:			
CP	Choreography and presentation	MM	Movement to music
PS	Partnering skill	TQ	Technical Quality

Timing and Results provided by  TISSOT





First Round Ranking

Rank	Name	Country Code	Walz	Tango	Viennese Waltz	Slow Foxtrot	Quickstep	Total	Remark
1	Ieva ZUKAUSKAITE Evaldas SODEIKA	LTU	38.50	38.75	38.50	38.75	38.75	193.25	Q
2	Debora PACINI Francesco GALUPPO	ITA	38.33	38.33	38.33	38.67	38.33	192.00	Q
3	Veronika GOLODNEVA Vaidotas LACITIS	LTU	37.00	36.33	36.83	36.92	36.50	183.58	Q
4	Signe BUSK Dmitri KOLOBOV	DEN	36.00	36.00	36.08	36.58	36.67	181.33	Q
5	Violetta FAINSIL Tomas FAINSIL	GER	36.33	35.67	36.17	36.25	36.17	180.58	Q
6	Madara FREIBERGA Dariusz Krzysztof MYCKA	POL	35.95	35.95	36.03	35.83	35.75	179.52	Q
7	Andreea Emilia MATEI Rares COJOC	ROU	35.58	35.33	35.58	35.92	35.92	178.33	Q
8	Justyna MOZDZONEK Mateusz BRZOZOWSKI	POL	35.17	34.92	34.17	35.17	35.25	174.67	Q
9	Indre KUCINSKAITE Edgaras BALTARAGIS	LTU	33.50	34.00	34.50	34.50	34.08	170.58	Q
10	Agata BRYCHCY Bartlomiej SZKUTNIK	POL	33.67	34.33	33.92	34.08	34.42	170.42	Q
11	Anna SHEEDY Alexander MUNTEANU	USA	33.50	33.50	33.83	33.83	33.58	168.25	Q
12	Anna Angelika JAGLINSKA-SCIAMANNA Eros SCIAMANNA	POL	33.58	33.42	32.92	34.17	33.92	168.00	Q
13	Chongxuan QI Shaoyang YUAN	CHN	32.83	33.50	33.42	33.75	33.75	167.25	Q
14	Marta MOZDYNIEWICZ Piotr PASZEWSKI	POL	32.77	33.92	32.83	33.75	33.68	166.95	Q
15	Valeriia DOROFEI Dmytro YEVTYERYEV	UKR	32.50	32.67	32.90	34.17	33.25	165.48	

Timing and Results provided by  TISSOT





First Round Ranking

Rank	Name	Country Code	Walz	Tango	Viennese Waltz	Slow Foxtrot	Quickstep	Total	Remark
16	Xiaotong ZOU Yi LIU	CHN	33.33	32.83	33.08	32.92	33.17	165.33	
17	Silvia Susanne BARJABIN Iliia ROTAR	EST	32.25	32.83	32.50	33.42	33.17	164.17	
18	Sakina ONISHI Hiroaki ONISHI	JPN	31.92	31.83	31.83	31.92	31.92	159.42	
19	Anna JONCZYK Denis MATVEEV	USA	30.87	30.67	30.83	30.92	30.58	153.87	

Legend:

Q Qualified

Timing and Results provided by  **TISSOT**





Start List

Bib	Name	Country Code
1	KUCINSKAITE / BALTARAGIS	LTU
3	MOZDZONEK / BRZOZOWSKI	POL
4	FAINSIL / FAINSIL	GER
5	PACINI / GALUPPO	ITA
7	BUSK / KOLOBOV	DEN
8	GOLODNEVA / LACITIS	LTU
9	ZOU / LIU	CHN
10	JONCZYK / MATVEEV	USA
11	SHEEDY / MUNTEANU	USA
12	FREIBERGA / MYCKA	POL
13	ONISHI / ONISHI	JPN
14	MOZDYNIEWICZ / PASZEWSKI	POL
15	MATEI / COJOC	ROU
17	BARJABIN / ROTAR	EST
18	JAGLINSKA-SCIAMANNA / SCIAMANNA	POL
19	ZUKAUSKAITE / SODEIKA	LTU
20	BRYCHCY / SZKUTNIK	POL
21	DOROFEI / YEVTYERYEV	UKR
22	QI / YUAN	CHN





Results

Rank	Bib	Name	Country Code	TQ	MM	PS	CP	Dance Total	Remark
1	19	ZUKAUSKAITE / SODEIKA	LTU	9.67	9.71	9.67	9.71	38.75	
2	5	PACINI / GALUPPO	ITA	9.58	9.58	9.58	9.58	38.33	
3	7	BUSK / KOLOBOV	DEN	9.21	9.13	9.21	9.13	36.67	
4	8	GOLODNEVA / LACITIS	LTU	9.04	9.21	9.04	9.21	36.50	
5	4	FAINSIL / FAINSIL	GER	9.13	8.96	9.13	8.96	36.17	
6	15	MATEI / COJOC	ROU	8.92	9.04	8.92	9.04	35.92	
7	12	FREIBERGA / MYCKA	POL	8.96	8.92	8.96	8.92	35.75	
8	3	MOZDZONEK / BRZOWSKI	POL	8.75	8.88	8.75	8.88	35.25	
9	20	BRYCHCY / SZKUTNIK	POL	8.50	8.71	8.50	8.71	34.42	
10	1	KUCINSKAITE / BALTARAGIS	LTU	8.58	8.46	8.58	8.46	34.08	
11	18	JAGLINSKA-SCIAMANNA / SCIAMANNA	POL	8.58	8.38	8.58	8.38	33.92	
12	22	QI / YUAN	CHN	8.54	8.33	8.54	8.33	33.75	
13	14	MOZDYNIEWICZ / PASZEWSKI	POL	8.30	8.54	8.30	8.54	33.68	
14	11	SHEEDY / MUNTEANU	USA	8.29	8.50	8.29	8.50	33.58	
15	21	DOROFEI / YEVTYERYEV	UKR	8.21	8.42	8.21	8.42	33.25	
16	17	BARJABIN / ROTAR	EST	8.29	8.29	8.29	8.29	33.17	
17	9	ZOU / LIU	CHN	8.25	8.33	8.25	8.33	33.17	
18	13	ONISHI / ONISHI	JPN	7.88	8.08	7.88	8.08	31.92	
19	10	JONCZYK / MATVEEV	USA	7.46	7.83	7.46	7.83	30.58	

Legend:			
CP	Choreography and presentation	MM	Movement to music
PS	Partnering skill	TQ	Technical Quality

Timing and Results provided by  TISSOT





Start List

Bib	Name	Country Code
1	KUCINSKAITE / BALTARAGIS	LTU
3	MOZDZONEK / BRZOZOWSKI	POL
4	FAINSIL / FAINSIL	GER
5	PACINI / GALUPPO	ITA
7	BUSK / KOLOBOV	DEN
8	GOLODNEVA / LACITIS	LTU
9	ZOU / LIU	CHN
10	JONCZYK / MATVEEV	USA
11	SHEEDY / MUNTEANU	USA
12	FREIBERGA / MYCKA	POL
13	ONISHI / ONISHI	JPN
14	MOZDYNIEWICZ / PASZEWSKI	POL
15	MATEI / COJOC	ROU
17	BARJABIN / ROTAR	EST
18	JAGLINSKA-SCIAMANNA / SCIAMANNA	POL
19	ZUKAUSKAITE / SODEIKA	LTU
20	BRYCHCY / SZKUTNIK	POL
21	DOROFEI / YEVTYERYEV	UKR
22	QI / YUAN	CHN





Results

Rank	Bib	Name	Country Code	TQ	MM	PS	CP	Dance Total	Remark
1	19	ZUKAUSKAITE / SODEIKA	LTU	9.71	9.67	9.71	9.67	38.75	
2	5	PACINI / GALUPPO	ITA	9.63	9.71	9.63	9.71	38.67	
3	8	GOLODNEVA / LACITIS	LTU	9.21	9.25	9.21	9.25	36.92	
4	7	BUSK / KOLOBOV	DEN	9.17	9.13	9.17	9.13	36.58	
5	4	FAINSIL / FAINSIL	GER	9.13	9.00	9.13	9.00	36.25	
6	15	MATEI / COJOC	ROU	8.92	9.04	8.92	9.04	35.92	
7	12	FREIBERGA / MYCKA	POL	8.96	8.96	8.96	8.96	35.83	
8	3	MOZDZONEK / BRZozowski	POL	8.79	8.79	8.79	8.79	35.17	
9	1	KUCINSKAITE / BALTARAGIS	LTU	8.71	8.54	8.71	8.54	34.50	
10	18	JAGLINSKA-SCIAMANNA / SCIAMANNA	POL	8.67	8.42	8.67	8.42	34.17	
11	21	DOROFEI / YEVTYERYEV	UKR	8.46	8.63	8.46	8.63	34.17	
12	20	BRYCHCY / SZKUTNIK	POL	8.42	8.63	8.42	8.63	34.08	
13	11	SHEEDY / MUNTEANU	USA	8.42	8.50	8.42	8.50	33.83	
14-15	14	MOZDYNIEWICZ / PASZEWSKI	POL	8.42	8.46	8.42	8.46	33.75	
14-15	22	QI / YUAN	CHN	8.63	8.25	8.63	8.25	33.75	
16	17	BARJABIN / ROTAR	EST	8.33	8.38	8.33	8.38	33.42	
17	9	ZOU / LIU	CHN	8.25	8.21	8.25	8.21	32.92	
18	13	ONISHI / ONISHI	JPN	7.75	8.21	7.75	8.21	31.92	
19	10	JONCZYK / MATVEEV	USA	7.46	8.00	7.46	8.00	30.92	

Legend:			
CP	Choreography and presentation	MM	Movement to music
PS	Partnering skill	TQ	Technical Quality

Timing and Results provided by  TISSOT





Start List

Bib	Name	Country Code
1	KUCINSKAITE / BALTARAGIS	LTU
3	MOZDZONEK / BRZOZOWSKI	POL
4	FAINSIL / FAINSIL	GER
5	PACINI / GALUPPO	ITA
7	BUSK / KOLOBOV	DEN
8	GOLODNEVA / LACITIS	LTU
9	ZOU / LIU	CHN
10	JONCZYK / MATVEEV	USA
11	SHEEDY / MUNTEANU	USA
12	FREIBERGA / MYCKA	POL
13	ONISHI / ONISHI	JPN
14	MOZDYNIEWICZ / PASZEWSKI	POL
15	MATEI / COJOC	ROU
17	BARJABIN / ROTAR	EST
18	JAGLINSKA-SCIAMANNA / SCIAMANNA	POL
19	ZUKAUSKAITE / SODEIKA	LTU
20	BRYCHCY / SZKUTNIK	POL
21	DOROFEI / YEVTYERYEV	UKR
22	QI / YUAN	CHN





Results

Rank	Bib	Name	Country Code	TQ	MM	PS	CP	Dance Total	Remark
1	19	ZUKAUSKAITE / SODEIKA	LTU	9.67	9.71	9.67	9.71	38.75	
2	5	PACINI / GALUPPO	ITA	9.54	9.63	9.54	9.63	38.33	
3	8	GOLODNEVA / LACITIS	LTU	9.13	9.04	9.13	9.04	36.33	
4	7	BUSK / KOLOBOV	DEN	9.00	9.00	9.00	9.00	36.00	
5	12	FREIBERGA / MYCKA	POL	8.88	9.10	8.88	9.10	35.95	
6	4	FAINSIL / FAINSIL	GER	8.88	8.96	8.88	8.96	35.67	
7	15	MATEI / COJOC	ROU	8.79	8.88	8.79	8.88	35.33	
8	3	MOZDZONEK / BRZOWSKI	POL	8.67	8.79	8.67	8.79	34.92	
9	20	BRYCHCY / SZKUTNIK	POL	8.50	8.67	8.50	8.67	34.33	
10	1	KUCINSKAITE / BALTARAGIS	LTU	8.58	8.42	8.58	8.42	34.00	
11	14	MOZDYNIEWICZ / PASZEWSKI	POL	8.42	8.54	8.42	8.54	33.92	
12-13	11	SHEEDY / MUNTEANU	USA	8.29	8.46	8.29	8.46	33.50	
12-13	22	QI / YUAN	CHN	8.33	8.42	8.33	8.42	33.50	
14	18	JAGLINSKA-SCIAMANNA / SCIAMANNA	POL	8.46	8.25	8.46	8.25	33.42	
15	9	ZOU / LIU	CHN	8.25	8.17	8.25	8.17	32.83	
16	17	BARJABIN / ROTAR	EST	8.08	8.33	8.08	8.33	32.83	
17	21	DOROFEI / YEVTYERYEV	UKR	8.04	8.29	8.04	8.29	32.67	
18	13	ONISHI / ONISHI	JPN	7.67	8.25	7.67	8.25	31.83	
19	10	JONCZYK / MATVEEV	USA	7.54	7.79	7.54	7.79	30.67	

Legend:			
CP	Choreography and presentation	MM	Movement to music
PS	Partnering skill	TQ	Technical Quality

Timing and Results provided by  TISSOT





Start List

Bib	Name	Country Code
1	KUCINSKAITE / BALTARAGIS	LTU
3	MOZDZONEK / BRZOZOWSKI	POL
4	FAINSIL / FAINSIL	GER
5	PACINI / GALUPPO	ITA
7	BUSK / KOLOBOV	DEN
8	GOLODNEVA / LACITIS	LTU
9	ZOU / LIU	CHN
10	JONCZYK / MATVEEV	USA
11	SHEEDY / MUNTEANU	USA
12	FREIBERGA / MYCKA	POL
13	ONISHI / ONISHI	JPN
14	MOZDYNIEWICZ / PASZEWSKI	POL
15	MATEI / COJOC	ROU
17	BARJABIN / ROTAR	EST
18	JAGLINSKA-SCIAMANNA / SCIAMANNA	POL
19	ZUKAUSKAITE / SODEIKA	LTU
20	BRYCHCY / SZKUTNIK	POL
21	DOROFEI / YEVTYERYEV	UKR
22	QI / YUAN	CHN





Results

Rank	Bib	Name	Country Code	TQ	MM	PS	CP	Dance Total	Remark
1	19	ZUKAUSKAITE / SODEIKA	LTU	9.58	9.67	9.58	9.67	38.50	
2	5	PACINI / GALUPPO	ITA	9.54	9.63	9.54	9.63	38.33	
3	8	GOLODNEVA / LACITIS	LTU	9.17	9.25	9.17	9.25	36.83	
4	4	FAINSIL / FAINSIL	GER	9.13	8.96	9.13	8.96	36.17	
5	7	BUSK / KOLOBOV	DEN	9.08	8.96	9.08	8.96	36.08	
6	12	FREIBERGA / MYCKA	POL	8.92	9.10	8.92	9.10	36.03	
7	15	MATEI / COJOC	ROU	8.83	8.96	8.83	8.96	35.58	
8	1	KUCINSKAITE / BALTARAGIS	LTU	8.63	8.63	8.63	8.63	34.50	
9	3	MOZDZONEK / BRZOWSKI	POL	8.58	8.50	8.58	8.50	34.17	
10	20	BRYCHCY / SZKUTNIK	POL	8.29	8.67	8.29	8.67	33.92	
11	11	SHEEDY / MUNTEANU	USA	8.29	8.63	8.29	8.63	33.83	
12	22	QI / YUAN	CHN	8.54	8.17	8.54	8.17	33.42	
13	9	ZOU / LIU	CHN	8.29	8.25	8.29	8.25	33.08	
14	18	JAGLINSKA-SCIAMANNA / SCIAMANNA	POL	8.33	8.13	8.33	8.13	32.92	
15	21	DOROFEI / YEVTYERYEV	UKR	7.95	8.50	7.95	8.50	32.90	
16	14	MOZDYNIEWICZ / PASZEWSKI	POL	8.08	8.33	8.08	8.33	32.83	
17	17	BARJABIN / ROTAR	EST	7.92	8.33	7.92	8.33	32.50	
18	13	ONISHI / ONISHI	JPN	7.79	8.13	7.79	8.13	31.83	
19	10	JONCZYK / MATVEEV	USA	7.50	7.92	7.50	7.92	30.83	

Legend:			
CP	Choreography and presentation	MM	Movement to music
PS	Partnering skill	TQ	Technical Quality

Timing and Results provided by  TISSOT





Start List

Bib	Name	Country Code
1	KUCINSKAITE / BALTARAGIS	LTU
3	MOZDZONEK / BRZOZOWSKI	POL
4	FAINSIL / FAINSIL	GER
5	PACINI / GALUPPO	ITA
7	BUSK / KOLOBOV	DEN
8	GOLODNEVA / LACITIS	LTU
9	ZOU / LIU	CHN
10	JONCZYK / MATVEEV	USA
11	SHEEDY / MUNTEANU	USA
12	FREIBERGA / MYCKA	POL
13	ONISHI / ONISHI	JPN
14	MOZDYNIEWICZ / PASZEWSKI	POL
15	MATEI / COJOC	ROU
17	BARJABIN / ROTAR	EST
18	JAGLINSKA-SCIAMANNA / SCIAMANNA	POL
19	ZUKAUSKAITE / SODEIKA	LTU
20	BRYCHCY / SZKUTNIK	POL
21	DOROFEI / YEVTYERYEV	UKR
22	QI / YUAN	CHN





Results

Rank	Bib	Name	Country Code	TQ	MM	PS	CP	Dance Total	Remark
1	19	ZUKAUSKAITE / SODEIKA	LTU	9.58	9.67	9.58	9.67	38.50	
2	5	PACINI / GALUPPO	ITA	9.50	9.67	9.50	9.67	38.33	
3	8	GOLODNEVA / LACITIS	LTU	9.25	9.25	9.25	9.25	37.00	
4	4	FAINSIL / FAINSIL	GER	9.17	9.00	9.17	9.00	36.33	
5	7	BUSK / KOLOBOV	DEN	9.04	8.96	9.04	8.96	36.00	
6	12	FREIBERGA / MYCKA	POL	8.88	9.10	8.88	9.10	35.95	
7	15	MATEI / COJOC	ROU	8.83	8.96	8.83	8.96	35.58	
8	3	MOZDZONEK / BRZOWSKI	POL	8.75	8.83	8.75	8.83	35.17	
9	20	BRYCHCY / SZKUTNIK	POL	8.38	8.46	8.38	8.46	33.67	
10	18	JAGLINSKA-SCIAMANNA / SCIAMANNA	POL	8.42	8.38	8.42	8.38	33.58	
11-12	1	KUCINSKAITE / BALTARAGIS	LTU	8.58	8.17	8.58	8.17	33.50	
11-12	11	SHEEDY / MUNTEANU	USA	8.25	8.50	8.25	8.50	33.50	
13	9	ZOU / LIU	CHN	8.54	8.13	8.54	8.13	33.33	
14	22	QI / YUAN	CHN	8.25	8.17	8.25	8.17	32.83	
15	14	MOZDYNIEWICZ / PASZEWSKI	POL	8.05	8.33	8.05	8.33	32.77	
16	21	DOROFEI / YEVTYERYEV	UKR	8.04	8.21	8.04	8.21	32.50	
17	17	BARJABIN / ROTAR	EST	7.96	8.17	7.96	8.17	32.25	
18	13	ONISHI / ONISHI	JPN	7.83	8.13	7.83	8.13	31.92	
19	10	JONCZYK / MATVEEV	USA	7.35	8.08	7.35	8.08	30.87	

Legend:			
CP	Choreography and presentation	MM	Movement to music
PS	Partnering skill	TQ	Technical Quality

Timing and Results provided by 





DanceSports

Latin





Entry List by Event

Country	Name	Gender	Date of Birth
CHN - People's Republic of China	Tujun DU	Female	
	Jiaming LI	Male	14 APR 1995
	Ziwei LI	Female	3 OCT 1994
	Bangbang YAN	Male	5 MAR 1994
CZE - Czech Republic	Tomas GAL	Male	26 JAN 1990
	Sabina KARASKOVA	Female	4 SEP 1989
	Tereza KUCEROVA	Female	7 MAR 1993
	George Eduard SUTU	Male	9 MAR 1993
DEN - Denmark	Malthe Brinch ROHDE	Male	23 MAR 1992
	Sandra Lund SORENSEN	Female	1 MAY 1993
ESP - Spain	Juline CARREL	Female	26 NOV 1996
	Adria MARTOS SERRA	Male	28 AUG 1996
FRA - France	Elena SALIKHOVA	Female	9 APR 1993
	Charles-Guillaume SCHMITT	Male	24 MAR 1990
GER - Germany	Marius Andrei BALAN	Male	20 FEB 1991
	Artur BALANDIN	Male	7 JUN 1993
	Razvan DUMITRESCU	Male	
	Jacqueline Charlotte Juli JOOS	Female	8 FEB 1997
	Khrystyna MOSHENSKA	Female	26 MAY 1990
	Hanna SALITA	Female	17 MAY 1992
HUN - Hungary	Balazs HIDI	Male	7 OCT 1996
	Violetta KIS	Female	16 JUN 1994
	Andrea SILVESTRI	Male	
	Martina VARADI	Female	
ISL - Iceland	Nikita BAZEVI	Male	12 JUN 1987
	Hanna RUN BAZEVI	Female	17 JUL 1990
ISR - Israel	Alexey KOROBCHENKO	Male	30 SEP 1998
	Liana ODIKADZE	Female	30 SEP 1997

Timing and Results provided by  TISSOT





Entry List by Event

Country	Name	Gender	Date of Birth
ITA - Italy	Federica BREZZO	Female	16 MAY 1994
	Mario CECINATI	Male	13 SEP 1988
	Rosaria MESSINA DENARO	Female	21 JUN 1988
	Eric TESTA	Male	12 AUG 1992
MDA - Republic of Moldova	Gabriele Pasquale GOFFREDO	Male	6 MAR 1988
	Anna MATUS	Female	26 MAR 1988
POL - Poland	Edgar MARCOS BORJAS	Male	9 JAN 1986
	Alina NOWAK	Female	14 FEB 1989
ROU - Romania	Alexandru Ionut MICULESCU	Male	
	Andra PACURAR	Female	9 MAY 1997
USA - United States of America	Anastasiya RUBASHEVSKY	Female	2 JAN 1995
	Daniel RUBASHEVSKY	Male	5 AUG 1993





Medallists

Medal	Country	Name
GOLD	MDA - Republic of Moldova	Gabriele Pasquale GOFFREDO Anna MATUS
SILVER	GER - Germany	Marius Andrei BALAN Khrystyna MOSHENSKA
BRONZE	FRA - France	Elena SALIKHOVA Charles-Guillaume SCHMITT





Final Ranking

Rank	Name	Country Code	Samba	Cha Cha	Rumba	Paso Doble	Jive	Total	Remark
1	Anna MATUS Gabriele Pasquale GOFFREDO	MDA	38.92	38.96	39.08	39.13	39.00	195.08	
2	Khrystyna MOSHENSKA Marius Andrei BALAN	GER	38.75	38.96	38.96	38.96	38.67	194.29	
3	Elena SALIKHOVA Charles-Guillaume SCHMITT	FRA	37.75	38.17	38.00	38.25	37.92	190.08	
4	Martina VARADI Andrea SILVESTRI	HUN	37.00	37.25	37.71	37.75	37.33	187.04	
5	Alina NOWAK Edgar MARCOS BORJAS	POL	36.33	36.67	36.71	36.96	36.58	183.25	
6	Andra PACURAR Alexandru Ionut MICULESCU	ROU	35.33	35.38	35.79	35.58	35.50	177.58	





Start List

Bib	Name	Country Code
1	MOSHENSKA / BALAN	GER
8	MATUS / GOFFREDO	MDA
12	NOWAK / MARCOS BORJAS	POL
14	PACURAR / MICULESCU	ROU
19	SALIKHOVA / SCHMITT	FRA
20	VARADI / SILVESTRI	HUN





Results

Rank	Bib	Name	Country Code	TQ	MM	PS	CP	Dance Total	Remark
1	1	MOSHENSKA / BALAN	GER	9.67	9.79	9.67	9.83	38.96	
2	8	MATUS / GOFFREDO	MDA	9.75	9.75	9.71	9.75	38.96	
3	19	SALIKHOVA / SCHMITT	FRA	9.38	9.63	9.54	9.63	38.17	
4	20	VARADI / SILVESTRI	HUN	9.29	9.29	9.33	9.33	37.25	
5	12	NOWAK / MARCOS BORJAS	POL	9.08	9.25	9.13	9.21	36.67	
6	14	PACURAR / MICULESCU	ROU	8.83	8.79	8.96	8.79	35.38	

Legend:			
CP	Choreography and presentation	MM	Movement to music
PS	Partnering skill	TQ	Technical Quality

Timing and Results provided by  TISSOT





Start List

Bib	Name	Country Code
1	MOSHENSKA / BALAN	GER
8	MATUS / GOFFREDO	MDA
12	NOWAK / MARCOS BORJAS	POL
14	PACURAR / MICULESCU	ROU
19	SALIKHOVA / SCHMITT	FRA
20	VARADI / SILVESTRI	HUN





Results

Rank	Bib	Name	Country Code	TQ	MM	PS	CP	Dance Total	Remark
1	8	MATUS / GOFFREDO	MDA	9.75	9.71	9.75	9.71	38.92	
2	1	MOSHENKA / BALAN	GER	9.71	9.67	9.71	9.67	38.75	
3	19	SALIKHOVA / SCHMITT	FRA	9.42	9.46	9.42	9.46	37.75	
4	20	VARADI / SILVESTRI	HUN	9.33	9.17	9.33	9.17	37.00	
5	12	NOWAK / MARCOS BORJAS	POL	9.13	9.04	9.13	9.04	36.33	
6	14	PACURAR / MICULESCU	ROU	8.88	8.79	8.88	8.79	35.33	

Legend:			
CP	Choreography and presentation	MM	Movement to music
PS	Partnering skill	TQ	Technical Quality

Timing and Results provided by  TISSOT





Start List

Bib	Name	Country Code
1	MOSHENSKA / BALAN	GER
8	MATUS / GOFFREDO	MDA
12	NOWAK / MARCOS BORJAS	POL
14	PACURAR / MICULESCU	ROU
19	SALIKHOVA / SCHMITT	FRA
20	VARADI / SILVESTRI	HUN





Results

Rank	Bib	Name	Country Code	TQ	MM	PS	CP	Dance Total	Remark
1	8	MATUS / GOFFREDO	MDA	9.75	9.71	9.83	9.79	39.08	
2	1	MOSHENKA / BALAN	GER	9.71	9.75	9.75	9.75	38.96	
3	19	SALIKHOVA / SCHMITT	FRA	9.46	9.50	9.54	9.50	38.00	
4	20	VARADI / SILVESTRI	HUN	9.42	9.38	9.54	9.38	37.71	
5	12	NOWAK / MARCOS BORJAS	POL	9.13	9.08	9.29	9.21	36.71	
6	14	PACURAR / MICULESCU	ROU	8.92	8.88	9.04	8.96	35.79	

Legend:			
CP	Choreography and presentation	MM	Movement to music
PS	Partnering skill	TQ	Technical Quality

Timing and Results provided by  TISSOT





Start List

Bib	Name	Country Code
1	MOSHENSKA / BALAN	GER
8	MATUS / GOFFREDO	MDA
12	NOWAK / MARCOS BORJAS	POL
14	PACURAR / MICULESCU	ROU
19	SALIKHOVA / SCHMITT	FRA
20	VARADI / SILVESTRI	HUN





Results

Rank	Bib	Name	Country Code	TQ	MM	PS	CP	Dance Total	Remark
1	8	MATUS / GOFFREDO	MDA	9.83	9.71	9.79	9.79	39.13	
2	1	MOSHENKA / BALAN	GER	9.71	9.75	9.79	9.71	38.96	
3	19	SALIKHOVA / SCHMITT	FRA	9.46	9.50	9.63	9.67	38.25	
4	20	VARADI / SILVESTRI	HUN	9.38	9.46	9.46	9.46	37.75	
5	12	NOWAK / MARCOS BORJAS	POL	9.13	9.25	9.29	9.29	36.96	
6	14	PACURAR / MICULESCU	ROU	8.88	8.83	8.96	8.92	35.58	

Legend:			
CP	Choreography and presentation	MM	Movement to music
PS	Partnering skill	TQ	Technical Quality

Timing and Results provided by  TISSOT





Start List

Bib	Name	Country Code
1	MOSHENSKA / BALAN	GER
8	MATUS / GOFFREDO	MDA
12	NOWAK / MARCOS BORJAS	POL
14	PACURAR / MICULESCU	ROU
19	SALIKHOVA / SCHMITT	FRA
20	VARADI / SILVESTRI	HUN





Results

Rank	Bib	Name	Country Code	TQ	MM	PS	CP	Dance Total	Remark
1	8	MATUS / GOFFREDO	MDA	9.75	9.75	9.75	9.75	39.00	
2	1	MOSHENKA / BALAN	GER	9.67	9.67	9.67	9.67	38.67	
3	19	SALIKHOVA / SCHMITT	FRA	9.46	9.50	9.46	9.50	37.92	
4	20	VARADI / SILVESTRI	HUN	9.38	9.29	9.38	9.29	37.33	
5	12	NOWAK / MARCOS BORJAS	POL	9.13	9.17	9.13	9.17	36.58	
6	14	PACURAR / MICULESCU	ROU	8.88	8.88	8.88	8.88	35.50	

Legend:			
CP	Choreography and presentation	MM	Movement to music
PS	Partnering skill	TQ	Technical Quality

Timing and Results provided by  TISSOT





Semifinals Ranking

Rank	Name	Country Code	Samba	Cha Cha	Rumba	Paso Doble	Jive	Total	Remark
1	Anna MATUS Gabriele Pasquale GOFFREDO	MDA	38.75	38.75	38.75	38.67	38.75	193.67	Q
2	Khrystyna MOSHENSKA Marius Andrei BALAN	GER	38.50	38.67	38.58	38.50	38.67	192.92	Q
3	Elena SALIKHOVA Charles-Guillaume SCHMITT	FRA	37.67	37.75	37.75	38.00	37.83	189.00	Q
4	Martina VARADI Andrea SILVESTRI	HUN	37.50	37.42	37.25	37.25	37.17	186.58	Q
5	Alina NOWAK Edgar MARCOS BORJAS	POL	36.50	36.42	36.42	36.58	36.58	182.50	Q
6	Andra PACURAR Alexandru Ionut MICULESCU	ROU	34.92	35.08	35.17	35.17	35.33	175.66	Q
7	Sandra Lund SORENSEN Malthe Brinch ROHDE	DEN	34.75	35.08	34.92	34.75	34.83	174.33	
8	Tereza KUCEROVA George Eduard SUTU	CZE	34.67	34.67	34.83	34.42	34.83	173.41	
9	Tujun DU Bangbang YAN	CHN	34.33	34.25	34.83	34.50	34.00	171.92	
10	Federica BREZZO Eric TESTA	ITA	34.17	34.00	34.33	34.17	33.83	170.50	
11	Hanna SALITA Artur BALANDIN	GER	33.50	33.58	33.95	33.83	33.67	168.53	
12	Rosaria MESSINA DENARO Mario CECINATI	ITA	33.17	33.42	33.42	33.92	33.83	167.75	
13	Juline CARREL Adria MARTOS SERRA	ESP	33.75	33.33	33.67	33.25	33.67	167.67	
14	Jacqueline Charlotte Juli JOOS Razvan DUMITRESCU	GER	33.58	33.25	33.58	33.33	33.75	167.50	

Legend:

Q Qualified

 Timing and Results provided by  TISSOT

DANXLATIN-----SFNL-----_C76C 2.0

Report Created FRI 8 JUL 2022 20:41

Page 1 / 1


BIRMINGHAM

Greater Birmingham Convention & Visitors Bureau


REGIONS

Protective


BlueCross BlueShield of Alabama





Start List

Bib	Name	Country Code
1	MOSHENSKA / BALAN	GER
2	SALITA / BALANDIN	GER
4	MESSINA DENARO / CECINATI	ITA
5	JOOS / DUMITRESCU	GER
8	MATUS / GOFFREDO	MDA
12	NOWAK / MARCOS BORJAS	POL
13	CARREL / MARTOS SERRA	ESP
14	PACURAR / MICULESCU	ROU
17	SORENSEN / ROHDE	DEN
19	SALIKHOVA / SCHMITT	FRA
20	VARADI / SILVESTRI	HUN
21	KUCEROVA / SUTU	CZE
22	BREZZO / TESTA	ITA
23	DU / YAN	CHN





Results

Rank	Bib	Name	Country Code	TQ	MM	PS	CP	Dance Total	Remark
1	8	MATUS / GOFFREDO	MDA	9.67	9.71	9.67	9.71	38.75	
2	1	MOSHENSKA / BALAN	GER	9.63	9.71	9.63	9.71	38.67	
3	19	SALIKHOVA / SCHMITT	FRA	9.46	9.42	9.46	9.42	37.75	
4	20	VARADI / SILVESTRI	HUN	9.33	9.38	9.33	9.38	37.42	
5	12	NOWAK / MARCOS BORJAS	POL	9.13	9.08	9.13	9.08	36.42	
6	17	SORENSEN / ROHDE	DEN	8.75	8.79	8.75	8.79	35.08	
7	14	PACURAR / MICULESCU	ROU	8.58	8.96	8.58	8.96	35.08	
8	21	KUCEROVA / SUTU	CZE	8.71	8.63	8.71	8.63	34.67	
9	23	DU / YAN	CHN	8.63	8.50	8.63	8.50	34.25	
10	22	BREZZO / TESTA	ITA	8.50	8.50	8.50	8.50	34.00	
11	2	SALITA / BALANDIN	GER	8.21	8.58	8.21	8.58	33.58	
12	4	MESSINA DENARO / CECINATI	ITA	8.21	8.50	8.21	8.50	33.42	
13	13	CARREL / MARTOS SERRA	ESP	8.25	8.42	8.25	8.42	33.33	
14	5	JOOS / DUMITRESCU	GER	8.13	8.50	8.13	8.50	33.25	

Legend:

CP	Choreography and presentation	MM	Movement to music
PS	Partnering skill	TQ	Technical Quality

Timing and Results provided by  TISSOT





Start List

Bib	Name	Country Code
1	MOSHENSKA / BALAN	GER
2	SALITA / BALANDIN	GER
4	MESSINA DENARO / CECINATI	ITA
5	JOOS / DUMITRESCU	GER
8	MATUS / GOFFREDO	MDA
12	NOWAK / MARCOS BORJAS	POL
13	CARREL / MARTOS SERRA	ESP
14	PACURAR / MICULESCU	ROU
17	SORENSEN / ROHDE	DEN
19	SALIKHOVA / SCHMITT	FRA
20	VARADI / SILVESTRI	HUN
21	KUCEROVA / SUTU	CZE
22	BREZZO / TESTA	ITA
23	DU / YAN	CHN





Results

Rank	Bib	Name	Country Code	TQ	MM	PS	CP	Dance Total	Remark
1	8	MATUS / GOFFREDO	MDA	9.63	9.75	9.63	9.75	38.75	
2	1	MOSHENSKA / BALAN	GER	9.63	9.71	9.63	9.71	38.67	
3	19	SALIKHOVA / SCHMITT	FRA	9.46	9.46	9.46	9.46	37.83	
4	20	VARADI / SILVESTRI	HUN	9.25	9.33	9.25	9.33	37.17	
5	12	NOWAK / MARCOS BORJAS	POL	9.21	9.08	9.21	9.08	36.58	
6	14	PACURAR / MICULESCU	ROU	8.71	8.96	8.71	8.96	35.33	
7-8	17	SORENSEN / ROHDE	DEN	8.71	8.71	8.71	8.71	34.83	
7-8	21	KUCEROVA / SUTU	CZE	8.71	8.71	8.71	8.71	34.83	
9	23	DU / YAN	CHN	8.63	8.38	8.63	8.38	34.00	
10	22	BREZZO / TESTA	ITA	8.38	8.54	8.38	8.54	33.83	
11	4	MESSINA DENARO / CECINATI	ITA	8.33	8.58	8.33	8.58	33.83	
12	5	JOOS / DUMITRESCU	GER	8.25	8.63	8.25	8.63	33.75	
13-14	2	SALITA / BALANDIN	GER	8.25	8.58	8.25	8.58	33.67	
13-14	13	CARREL / MARTOS SERRA	ESP	8.33	8.50	8.33	8.50	33.67	

Legend:			
CP	Choreography and presentation	MM	Movement to music
PS	Partnering skill	TQ	Technical Quality

Timing and Results provided by  TISSOT





Start List

Bib	Name	Country Code
1	MOSHENSKA / BALAN	GER
2	SALITA / BALANDIN	GER
4	MESSINA DENARO / CECINATI	ITA
5	JOOS / DUMITRESCU	GER
8	MATUS / GOFFREDO	MDA
12	NOWAK / MARCOS BORJAS	POL
13	CARREL / MARTOS SERRA	ESP
14	PACURAR / MICULESCU	ROU
17	SORENSEN / ROHDE	DEN
19	SALIKHOVA / SCHMITT	FRA
20	VARADI / SILVESTRI	HUN
21	KUCEROVA / SUTU	CZE
22	BREZZO / TESTA	ITA
23	DU / YAN	CHN





Results

Rank	Bib	Name	Country Code	TQ	MM	PS	CP	Dance Total	Remark
1	8	MATUS / GOFFREDO	MDA	9.63	9.71	9.63	9.71	38.67	
2	1	MOSHENSKA / BALAN	GER	9.58	9.67	9.58	9.67	38.50	
3	19	SALIKHOVA / SCHMITT	FRA	9.50	9.50	9.50	9.50	38.00	
4	20	VARADI / SILVESTRI	HUN	9.29	9.33	9.29	9.33	37.25	
5	12	NOWAK / MARCOS BORJAS	POL	9.21	9.08	9.21	9.08	36.58	
6	14	PACURAR / MICULESCU	ROU	8.63	8.96	8.63	8.96	35.17	
7	17	SORENSEN / ROHDE	DEN	8.71	8.67	8.71	8.67	34.75	
8	23	DU / YAN	CHN	8.71	8.54	8.71	8.54	34.50	
9	21	KUCEROVA / SUTU	CZE	8.67	8.54	8.67	8.54	34.42	
10	22	BREZZO / TESTA	ITA	8.42	8.67	8.42	8.67	34.17	
11	4	MESSINA DENARO / CECINATI	ITA	8.33	8.63	8.33	8.63	33.92	
12	2	SALITA / BALANDIN	GER	8.33	8.58	8.33	8.58	33.83	
13	5	JOOS / DUMITRESCU	GER	8.17	8.50	8.17	8.50	33.33	
14	13	CARREL / MARTOS SERRA	ESP	8.25	8.38	8.25	8.38	33.25	

Legend:			
CP	Choreography and presentation	MM	Movement to music
PS	Partnering skill	TQ	Technical Quality

Timing and Results provided by  TISSOT





Start List

Bib	Name	Country Code
1	MOSHENSKA / BALAN	GER
2	SALITA / BALANDIN	GER
4	MESSINA DENARO / CECINATI	ITA
5	JOOS / DUMITRESCU	GER
8	MATUS / GOFFREDO	MDA
12	NOWAK / MARCOS BORJAS	POL
13	CARREL / MARTOS SERRA	ESP
14	PACURAR / MICULESCU	ROU
17	SORENSEN / ROHDE	DEN
19	SALIKHOVA / SCHMITT	FRA
20	VARADI / SILVESTRI	HUN
21	KUCEROVA / SUTU	CZE
22	BREZZO / TESTA	ITA
23	DU / YAN	CHN





Results

Rank	Bib	Name	Country Code	TQ	MM	PS	CP	Dance Total	Remark
1	8	MATUS / GOFFREDO	MDA	9.67	9.71	9.67	9.71	38.75	
2	1	MOSHENSKA / BALAN	GER	9.67	9.63	9.67	9.63	38.58	
3	19	SALIKHOVA / SCHMITT	FRA	9.46	9.42	9.46	9.42	37.75	
4	20	VARADI / SILVESTRI	HUN	9.29	9.33	9.29	9.33	37.25	
5	12	NOWAK / MARCOS BORJAS	POL	9.17	9.04	9.17	9.04	36.42	
6	14	PACURAR / MICULESCU	ROU	8.63	8.96	8.63	8.96	35.17	
7	17	SORENSEN / ROHDE	DEN	8.67	8.79	8.67	8.79	34.92	
8-9	21	KUCEROVA / SUTU	CZE	8.71	8.71	8.71	8.71	34.83	
8-9	23	DU / YAN	CHN	8.83	8.58	8.83	8.58	34.83	
10	22	BREZZO / TESTA	ITA	8.58	8.58	8.58	8.58	34.33	
11	2	SALITA / BALANDIN	GER	8.35	8.63	8.35	8.63	33.95	
12	13	CARREL / MARTOS SERRA	ESP	8.29	8.54	8.29	8.54	33.67	
13	5	JOOS / DUMITRESCU	GER	8.29	8.50	8.29	8.50	33.58	
14	4	MESSINA DENARO / CECINATI	ITA	8.25	8.46	8.25	8.46	33.42	

Legend:			
CP	Choreography and presentation	MM	Movement to music
PS	Partnering skill	TQ	Technical Quality

Timing and Results provided by  TISSOT





Start List

Bib	Name	Country Code
1	MOSHENSKA / BALAN	GER
2	SALITA / BALANDIN	GER
4	MESSINA DENARO / CECINATI	ITA
5	JOOS / DUMITRESCU	GER
8	MATUS / GOFFREDO	MDA
12	NOWAK / MARCOS BORJAS	POL
13	CARREL / MARTOS SERRA	ESP
14	PACURAR / MICULESCU	ROU
17	SORENSEN / ROHDE	DEN
19	SALIKHOVA / SCHMITT	FRA
20	VARADI / SILVESTRI	HUN
21	KUCEROVA / SUTU	CZE
22	BREZZO / TESTA	ITA
23	DU / YAN	CHN





Results

Rank	Bib	Name	Country Code	TQ	MM	PS	CP	Dance Total	Remark
1	8	MATUS / GOFFREDO	MDA	9.67	9.71	9.67	9.71	38.75	
2	1	MOSHENSKA / BALAN	GER	9.63	9.63	9.63	9.63	38.50	
3	19	SALIKHOVA / SCHMITT	FRA	9.42	9.42	9.42	9.42	37.67	
4	20	VARADI / SILVESTRI	HUN	9.46	9.29	9.46	9.29	37.50	
5	12	NOWAK / MARCOS BORJAS	POL	9.25	9.00	9.25	9.00	36.50	
6	14	PACURAR / MICULESCU	ROU	8.67	8.79	8.67	8.79	34.92	
7	17	SORENSEN / ROHDE	DEN	8.67	8.71	8.67	8.71	34.75	
8	21	KUCEROVA / SUTU	CZE	8.75	8.58	8.75	8.58	34.67	
9	23	DU / YAN	CHN	8.67	8.50	8.67	8.50	34.33	
10	22	BREZZO / TESTA	ITA	8.58	8.50	8.58	8.50	34.17	
11	13	CARREL / MARTOS SERRA	ESP	8.33	8.54	8.33	8.54	33.75	
12	5	JOOS / DUMITRESCU	GER	8.29	8.50	8.29	8.50	33.58	
13	2	SALITA / BALANDIN	GER	8.33	8.42	8.33	8.42	33.50	
14	4	MESSINA DENARO / CECINATI	ITA	8.17	8.42	8.17	8.42	33.17	

Legend:			
CP	Choreography and presentation	MM	Movement to music
PS	Partnering skill	TQ	Technical Quality

Timing and Results provided by  TISSOT




First Round Ranking

Rank	Name	Country Code	Samba	Cha Cha	Rumba	Paso Doble	Jive	Total	Remark
1	Anna MATUS Gabriele Pasquale GOFFREDO	MDA	38.33	38.58	38.67	38.42	38.58	192.59	Q
2	Khrystyna MOSHENSKA Marius Andrei BALAN	GER	38.00	38.42	38.50	38.08	38.58	191.58	Q
3	Elena SALIKHOVA Charles-Guillaume SCHMITT	FRA	37.58	37.58	37.42	37.83	37.75	188.17	Q
4	Martina VARADI Andrea SILVESTRI	HUN	37.08	37.08	37.25	37.33	37.25	186.00	Q
5	Alina NOWAK Edgar MARCOS BORJAS	POL	35.58	36.17	36.25	36.58	36.50	181.09	Q
6	Andra PACURAR Alexandru Ionut MICULESCU	ROU	34.67	34.58	34.83	35.08	35.25	174.42	Q
7	Sandra Lund SORENSEN Malthe Brinch ROHDE	DEN	34.92	34.67	34.75	35.00	34.58	173.91	Q
8	Tereza KUCEROVA George Eduard SUTU	CZE	34.17	34.67	34.75	35.00	34.83	173.42	Q
9	Tujun DU Bangbang YAN	CHN	34.50	33.42	34.17	34.17	34.42	170.66	Q
10	Federica BREZZO Eric TESTA	ITA	33.33	33.42	33.50	33.92	34.00	168.17	Q
11	Juline CARREL Adria MARTOS SERRA	ESP	32.83	33.50	33.42	33.67	33.25	166.67	Q
12	Hanna SALITA Artur BALANDIN	GER	32.75	33.25	33.17	33.00	33.67	165.83	Q
13	Jacqueline Charlotte Juli JOOS Razvan DUMITRESCU	GER	32.75	32.75	33.33	33.17	33.42	165.41	Q
14	Rosaria MESSINA DENARO Mario CECINATI	ITA	32.33	33.45	33.08	33.33	32.83	165.03	Q
15	Ziwei LI Jiaming LI	CHN	32.58	32.50	33.42	33.33	33.17	165.00	
16	Liana ODIKADZE Alexey KOROBCHENKO	ISR	32.67	32.83	32.33	32.17	32.58	162.58	

 Timing and Results provided by 




First Round Ranking

Rank	Name	Country Code	Samba	Cha Cha	Rumba	Paso Doble	Jive	Total	Remark
17	Violetta KIS Balazs HIDI	HUN	32.58	32.17	32.92	32.58	31.75	162.00	
18	Hanna RUN BAZEV Nikita BAZEV	ISL	31.58	32.33	32.97	32.17	31.67	160.72	
19	Sabina KARASKOVA Tomas GAL	CZE	31.83	32.25	32.58	31.83	31.92	160.42	
20	Anastasiya RUBASHEVSKY Daniel RUBASHEVSKY	USA	31.50	30.67	31.25	30.65	30.60	154.67	

Legend:
Q Qualified

Timing and Results provided by  **TISSOT**





Start List

Bib	Name	Country Code
1	MOSHENSKA / BALAN	GER
2	SALITA / BALANDIN	GER
3	RUN BAZEVI / BAZEVI	ISL
4	MESSINA DENARO / CECINATI	ITA
5	JOOS / DUMITRESCU	GER
7	KARASKOVA / GAL	CZE
8	MATUS / GOFFREDO	MDA
9	KIS / HIDI	HUN
10	ODIKADZE / KOROBCHENKO	ISR
11	LI / LI	CHN
12	NOWAK / MARCOS BORJAS	POL
13	CARREL / MARTOS SERRA	ESP
14	PACURAR / MICULESCU	ROU
17	SORENSEN / ROHDE	DEN
18	RUBASHEVSKY / RUBASHEVSKY	USA
19	SALIKHOVA / SCHMITT	FRA
20	VARADI / SILVESTRI	HUN
21	KUCEROVA / SUTU	CZE
22	BREZZO / TESTA	ITA
23	DU / YAN	CHN





Results

Rank	Bib	Name	Country Code	TQ	MM	PS	CP	Dance Total	Remark
1	8	MATUS / GOFFREDO	MDA	9.67	9.63	9.67	9.63	38.58	
2	1	MOSHENSKA / BALAN	GER	9.63	9.58	9.63	9.58	38.42	
3	19	SALIKHOVA / SCHMITT	FRA	9.46	9.33	9.46	9.33	37.58	
4	20	VARADI / SILVESTRI	HUN	9.25	9.29	9.25	9.29	37.08	
5	12	NOWAK / MARCOS BORJAS	POL	9.04	9.04	9.04	9.04	36.17	
6-7	17	SORENSEN / ROHDE	DEN	8.63	8.71	8.63	8.71	34.67	
6-7	21	KUCEROVA / SUTU	CZE	8.58	8.75	8.58	8.75	34.67	
8	14	PACURAR / MICULESCU	ROU	8.63	8.67	8.63	8.67	34.58	
9	13	CARREL / MARTOS SERRA	ESP	8.25	8.50	8.25	8.50	33.50	
10	4	MESSINA DENARO / CECINATI	ITA	8.13	8.60	8.13	8.60	33.45	
11	22	BREZZO / TESTA	ITA	8.42	8.29	8.42	8.29	33.42	
12	23	DU / YAN	CHN	8.38	8.33	8.38	8.33	33.42	
13	2	SALITA / BALANDIN	GER	8.21	8.42	8.21	8.42	33.25	
14	10	ODIKADZE / KOROBCHENKO	ISR	8.21	8.21	8.21	8.21	32.83	
15	5	JOOS / DUMITRESCU	GER	8.17	8.21	8.17	8.21	32.75	
16	11	LI / LI	CHN	8.21	8.04	8.21	8.04	32.50	
17	3	RUN BAZEV / BAZEV	ISL	8.00	8.17	8.00	8.17	32.33	
18	7	KARASKOVA / GAL	CZE	7.92	8.21	7.92	8.21	32.25	
19	9	KIS / HIDI	HUN	7.83	8.25	7.83	8.25	32.17	
20	18	RUBASHEVSKY / RUBASHEVSKY	USA	7.83	7.50	7.83	7.50	30.67	

Legend:			
CP	Choreography and presentation	MM	Movement to music
PS	Partnering skill	TQ	Technical Quality

Timing and Results provided by  TISSOT





Start List

Bib	Name	Country Code
1	MOSHENSKA / BALAN	GER
2	SALITA / BALANDIN	GER
3	RUN BAZEVI / BAZEVI	ISL
4	MESSINA DENARO / CECINATI	ITA
5	JOOS / DUMITRESCU	GER
7	KARASKOVA / GAL	CZE
8	MATUS / GOFFREDO	MDA
9	KIS / HIDI	HUN
10	ODIKADZE / KOROBCHENKO	ISR
11	LI / LI	CHN
12	NOWAK / MARCOS BORJAS	POL
13	CARREL / MARTOS SERRA	ESP
14	PACURAR / MICULESCU	ROU
17	SORENSEN / ROHDE	DEN
18	RUBASHEVSKY / RUBASHEVSKY	USA
19	SALIKHOVA / SCHMITT	FRA
20	VARADI / SILVESTRI	HUN
21	KUCEROVA / SUTU	CZE
22	BREZZO / TESTA	ITA
23	DU / YAN	CHN





Results

Rank	Bib	Name	Country Code	TQ	MM	PS	CP	Dance Total	Remark
1-2	1	MOSHENSKA / BALAN	GER	9.67	9.63	9.67	9.63	38.58	
1-2	8	MATUS / GOFFREDO	MDA	9.67	9.63	9.67	9.63	38.58	
3	19	SALIKHOVA / SCHMITT	FRA	9.46	9.42	9.46	9.42	37.75	
4	20	VARADI / SILVESTRI	HUN	9.29	9.33	9.29	9.33	37.25	
5	12	NOWAK / MARCOS BORJAS	POL	9.13	9.13	9.13	9.13	36.50	
6	14	PACURAR / MICULESCU	ROU	8.83	8.79	8.83	8.79	35.25	
7	21	KUCEROVA / SUTU	CZE	8.67	8.75	8.67	8.75	34.83	
8	17	SORENSEN / ROHDE	DEN	8.58	8.71	8.58	8.71	34.58	
9	23	DU / YAN	CHN	8.71	8.50	8.71	8.50	34.42	
10	22	BREZZO / TESTA	ITA	8.42	8.58	8.42	8.58	34.00	
11	2	SALITA / BALANDIN	GER	8.33	8.50	8.33	8.50	33.67	
12	5	JOOS / DUMITRESCU	GER	8.25	8.46	8.25	8.46	33.42	
13	13	CARREL / MARTOS SERRA	ESP	8.08	8.54	8.08	8.54	33.25	
14	11	LI / LI	CHN	8.50	8.08	8.50	8.08	33.17	
15	4	MESSINA DENARO / CECINATI	ITA	8.08	8.33	8.08	8.33	32.83	
16	10	ODIKADZE / KOROBCHENKO	ISR	7.96	8.33	7.96	8.33	32.58	
17	7	KARASKOVA / GAL	CZE	7.92	8.04	7.92	8.04	31.92	
18	9	KIS / HIDI	HUN	7.88	8.00	7.88	8.00	31.75	
19	3	RUN BAZEVA / BAZEVA	ISL	7.75	8.08	7.75	8.08	31.67	
20	18	RUBASHEVSKY / RUBASHEVSKY	USA	7.55	7.75	7.55	7.75	30.60	

Legend:			
CP	Choreography and presentation	MM	Movement to music
PS	Partnering skill	TQ	Technical Quality

Timing and Results provided by  **TISSOT**





Start List

Bib	Name	Country Code
1	MOSHENSKA / BALAN	GER
2	SALITA / BALANDIN	GER
3	RUN BAZEVI / BAZEVI	ISL
4	MESSINA DENARO / CECINATI	ITA
5	JOOS / DUMITRESCU	GER
7	KARASKOVA / GAL	CZE
8	MATUS / GOFFREDO	MDA
9	KIS / HIDI	HUN
10	ODIKADZE / KOROBCHENKO	ISR
11	LI / LI	CHN
12	NOWAK / MARCOS BORJAS	POL
13	CARREL / MARTOS SERRA	ESP
14	PACURAR / MICULESCU	ROU
17	SORENSEN / ROHDE	DEN
18	RUBASHEVSKY / RUBASHEVSKY	USA
19	SALIKHOVA / SCHMITT	FRA
20	VARADI / SILVESTRI	HUN
21	KUCEROVA / SUTU	CZE
22	BREZZO / TESTA	ITA
23	DU / YAN	CHN





Results

Rank	Bib	Name	Country Code	TQ	MM	PS	CP	Dance Total	Remark
1	8	MATUS / GOFFREDO	MDA	9.67	9.54	9.67	9.54	38.42	
2	1	MOSHENSKA / BALAN	GER	9.58	9.46	9.58	9.46	38.08	
3	19	SALIKHOVA / SCHMITT	FRA	9.54	9.38	9.54	9.38	37.83	
4	20	VARADI / SILVESTRI	HUN	9.33	9.33	9.33	9.33	37.33	
5	12	NOWAK / MARCOS BORJAS	POL	9.17	9.13	9.17	9.13	36.58	
6	14	PACURAR / MICULESCU	ROU	8.75	8.79	8.75	8.79	35.08	
7-8	17	SORENSEN / ROHDE	DEN	8.67	8.83	8.67	8.83	35.00	
7-8	21	KUCEROVA / SUTU	CZE	8.75	8.75	8.75	8.75	35.00	
9	23	DU / YAN	CHN	8.46	8.63	8.46	8.63	34.17	
10	22	BREZZO / TESTA	ITA	8.46	8.50	8.46	8.50	33.92	
11	13	CARREL / MARTOS SERRA	ESP	8.21	8.63	8.21	8.63	33.67	
12	11	LI / LI	CHN	8.54	8.13	8.54	8.13	33.33	
13	4	MESSINA DENARO / CECINATI	ITA	8.21	8.46	8.21	8.46	33.33	
14	5	JOOS / DUMITRESCU	GER	8.13	8.46	8.13	8.46	33.17	
15	2	SALITA / BALANDIN	GER	8.08	8.42	8.08	8.42	33.00	
16	9	KIS / HIDI	HUN	8.25	8.04	8.25	8.04	32.58	
17-18	3	RUN BAZEVA / BAZEVA	ISL	8.08	8.00	8.08	8.00	32.17	
17-18	10	ODIKADZE / KOROBCHENKO	ISR	8.00	8.08	8.00	8.08	32.17	
19	7	KARASKOVA / GAL	CZE	7.88	8.04	7.88	8.04	31.83	
20	18	RUBASHEVSKY / RUBASHEVSKY	USA	7.70	7.63	7.70	7.63	30.65	

Legend:			
CP	Choreography and presentation	MM	Movement to music
PS	Partnering skill	TQ	Technical Quality

Timing and Results provided by  TISSOT





Start List

Bib	Name	Country Code
1	MOSHENSKA / BALAN	GER
2	SALITA / BALANDIN	GER
3	RUN BAZEVI / BAZEVI	ISL
4	MESSINA DENARO / CECINATI	ITA
5	JOOS / DUMITRESCU	GER
7	KARASKOVA / GAL	CZE
8	MATUS / GOFFREDO	MDA
9	KIS / HIDI	HUN
10	ODIKADZE / KOROBCHENKO	ISR
11	LI / LI	CHN
12	NOWAK / MARCOS BORJAS	POL
13	CARREL / MARTOS SERRA	ESP
14	PACURAR / MICULESCU	ROU
17	SORENSEN / ROHDE	DEN
18	RUBASHEVSKY / RUBASHEVSKY	USA
19	SALIKHOVA / SCHMITT	FRA
20	VARADI / SILVESTRI	HUN
21	KUCEROVA / SUTU	CZE
22	BREZZO / TESTA	ITA
23	DU / YAN	CHN





Results

Rank	Bib	Name	Country Code	TQ	MM	PS	CP	Dance Total	Remark
1	8	MATUS / GOFFREDO	MDA	9.67	9.67	9.67	9.67	38.67	
2	1	MOSHENSKA / BALAN	GER	9.63	9.63	9.63	9.63	38.50	
3	19	SALIKHOVA / SCHMITT	FRA	9.42	9.29	9.42	9.29	37.42	
4	20	VARADI / SILVESTRI	HUN	9.25	9.38	9.25	9.38	37.25	
5	12	NOWAK / MARCOS BORJAS	POL	9.08	9.04	9.08	9.04	36.25	
6	14	PACURAR / MICULESCU	ROU	8.79	8.63	8.79	8.63	34.83	
7-8	17	SORENSEN / ROHDE	DEN	8.71	8.67	8.71	8.67	34.75	
7-8	21	KUCEROVA / SUTU	CZE	8.75	8.63	8.75	8.63	34.75	
9	23	DU / YAN	CHN	8.63	8.46	8.63	8.46	34.17	
10	22	BREZZO / TESTA	ITA	8.50	8.25	8.50	8.25	33.50	
11	13	CARREL / MARTOS SERRA	ESP	8.29	8.42	8.29	8.42	33.42	
12	11	LI / LI	CHN	8.46	8.25	8.46	8.25	33.42	
13	5	JOOS / DUMITRESCU	GER	8.33	8.33	8.33	8.33	33.33	
14	2	SALITA / BALANDIN	GER	8.21	8.38	8.21	8.38	33.17	
15	4	MESSINA DENARO / CECINATI	ITA	8.25	8.29	8.25	8.29	33.08	
16	3	RUN BAZEVA / BAZEVA	ISL	8.08	8.40	8.08	8.40	32.97	
17	9	KIS / HIDI	HUN	8.21	8.25	8.21	8.25	32.92	
18	7	KARASKOVA / GAL	CZE	8.08	8.21	8.08	8.21	32.58	
19	10	ODIKADZE / KOROBCHENKO	ISR	8.00	8.17	8.00	8.17	32.33	
20	18	RUBASHEVSKY / RUBASHEVSKY	USA	8.04	7.58	8.04	7.58	31.25	

Legend:			
CP	Choreography and presentation	MM	Movement to music
PS	Partnering skill	TQ	Technical Quality

Timing and Results provided by  **TISSOT**





Start List

Bib	Name	Country Code
1	MOSHENSKA / BALAN	GER
2	SALITA / BALANDIN	GER
3	RUN BAZEVI / BAZEVI	ISL
4	MESSINA DENARO / CECINATI	ITA
5	JOOS / DUMITRESCU	GER
7	KARASKOVA / GAL	CZE
8	MATUS / GOFFREDO	MDA
9	KIS / HIDI	HUN
10	ODIKADZE / KOROBCHENKO	ISR
11	LI / LI	CHN
12	NOWAK / MARCOS BORJAS	POL
13	CARREL / MARTOS SERRA	ESP
14	PACURAR / MICULESCU	ROU
17	SORENSEN / ROHDE	DEN
18	RUBASHEVSKY / RUBASHEVSKY	USA
19	SALIKHOVA / SCHMITT	FRA
20	VARADI / SILVESTRI	HUN
21	KUCEROVA / SUTU	CZE
22	BREZZO / TESTA	ITA
23	DU / YAN	CHN





Results

Rank	Bib	Name	Country Code	TQ	MM	PS	CP	Dance Total	Remark
1	8	MATUS / GOFFREDO	MDA	9.54	9.63	9.54	9.63	38.33	
2	1	MOSHENSKA / BALAN	GER	9.58	9.42	9.58	9.42	38.00	
3	19	SALIKHOVA / SCHMITT	FRA	9.46	9.33	9.46	9.33	37.58	
4	20	VARADI / SILVESTRI	HUN	9.21	9.33	9.21	9.33	37.08	
5	12	NOWAK / MARCOS BORJAS	POL	8.75	9.04	8.75	9.04	35.58	
6	17	SORENSEN / ROHDE	DEN	8.75	8.71	8.75	8.71	34.92	
7	14	PACURAR / MICULESCU	ROU	8.75	8.58	8.75	8.58	34.67	
8	23	DU / YAN	CHN	8.71	8.54	8.71	8.54	34.50	
9	21	KUCEROVA / SUTU	CZE	8.54	8.54	8.54	8.54	34.17	
10	22	BREZZO / TESTA	ITA	8.38	8.29	8.38	8.29	33.33	
11	13	CARREL / MARTOS SERRA	ESP	8.04	8.38	8.04	8.38	32.83	
12-13	2	SALITA / BALANDIN	GER	8.00	8.38	8.00	8.38	32.75	
12-13	5	JOOS / DUMITRESCU	GER	7.96	8.42	7.96	8.42	32.75	
14	10	ODIKADZE / KOROBCHENKO	ISR	8.08	8.25	8.08	8.25	32.67	
15	11	LI / LI	CHN	8.38	7.92	8.38	7.92	32.58	
16	9	KIS / HIDI	HUN	8.08	8.21	8.08	8.21	32.58	
17	4	MESSINA DENARO / CECINATI	ITA	7.92	8.25	7.92	8.25	32.33	
18	7	KARASKOVA / GAL	CZE	7.75	8.17	7.75	8.17	31.83	
19	3	RUN BAZEVA / BAZEVA	ISL	7.79	8.00	7.79	8.00	31.58	
20	18	RUBASHEVSKY / RUBASHEVSKY	USA	7.96	7.79	7.96	7.79	31.50	

Legend:

CP Choreography and presentation
 PS Partnering skill

MM Movement to music
 TQ Technical Quality

Timing and Results provided by  TISSOT





DanceSports

Rock 'n' Roll





Entry List by Event

Country	Name	Gender	Date of Birth
AUS - Australia	Finian Patrik CASEY	Male	20 JUN 1999
	Maddison COSTELLO	Female	3 MAY 1997
AUT - Austria	Matthias FEICHTINGER	Male	22 JUN 1995
	Anna STURM	Female	12 NOV 1997
BEL - Belgium	Benedikt ANDRES	Male	17 DEC 1992
	Marie PETERS	Female	23 JUL 2002
CRO - Croatia	Iva JUREC	Female	31 MAR 1997
	Leonardo KOLENC	Male	30 MAY 1994
CZE - Czech Republic	Marie DVORAKOVA	Female	9 JAN 1998
	Jiri JAKUBEC	Male	12 MAR 1995
FRA - France	Guillaume CABIROL	Male	15 NOV 1996
	Emmie DELATORRE	Female	19 APR 1999
GER - Germany	Tobias BLUDAU	Male	24 JUN 1990
	Michelle UHL	Female	11 DEC 1994
HUN - Hungary	Daniel BANHIDI	Male	4 SEP 1994
	Fanni CZETL	Female	15 SEP 2002
ITA - Italy	Simone CAVALERA	Male	10 JAN 1987
	Francesca MARLETTA	Female	24 SEP 1990
MEX - Mexico	Montserrat RAMIREZ MARTINEZ	Female	22 JUL 1989
	Adan David VERGARA RAMOS	Male	
POL - Poland	Natalia KREGIEL	Female	1 MAR 2004
	Bartosz SZPULECKI	Male	8 JAN 1993
SLO - Slovenia	Jaka JUZNIC	Male	16 FEB 1993
	Gaja MALOVRH	Female	18 MAY 2000
SUI - Switzerland	Nicolas KURAN-PELLEGATTA	Male	9 NOV 1993
	Noemi KURAN-PELLEGATTA	Female	24 JUL 1998

Timing and Results provided by  TISSOT

DANXROCKROLL-----_C32C 1.0

Report Created FRI 8 JUL 2022 10:39

Page 1 / 1





Medallists

Medal	Country	Name
GOLD	GER - Germany	Tobias BLUDAU Michelle UHL
SILVER	SUI - Switzerland	Nicolas KURAN-PELLEGATTA Noemi KURAN-PELLEGATTA
BRONZE	AUT - Austria	Matthias FEICHTINGER Anna STURM





Start List

Heat	Bib Name	Country Code
1	10 MARLETTA / CAVALERA	ITA
2	5 DVORAKOVA / JAKUBEC	CZE
3	14 KURAN-PELLEGATTA / KURAN-PELLEGATTA	SUI
4	6 DELATORRE / CABIROL	FRA
5	7 UHL / BLUDAU	GER
6	2 STURM / FEICHTINGER	AUT





Results

Rank	Heat	Bib Name	Country Code	Points	Remark
1	3	14 KURAN-PELLEGATTA / KURAN-PELLEGATTA	SUI	22.29	
2	5	7 UHL / BLUDAU	GER	22.18	
3	6	2 STURM / FEICHTINGER	AUT	19.79	
4	4	6 DELATORRE / CABIROL	FRA	19.09	
5	1	10 MARLETTA / CAVALERA	ITA	15.74	
6	2	5 DVORAKOVA / JAKUBEC	CZE	13.52	





Start List

Heat	Bib Name	Country Code
1	6 DELATORRE / CABIROL	FRA
2	14 KURAN-PELLEGATTA / KURAN-PELLEGATTA	SUI
3	2 STURM / FEICHTINGER	AUT
4	7 UHL / BLUDAU	GER
5	10 MARLETTA / CAVALERA	ITA
6	5 DVORAKOVA / JAKUBEC	CZE





Results

Rank	Heat	Bib	Name	Country Code	Footwork Round	Acrobatics	Dance	Penalty	Points
1	4	7	UHL / BLUDAU	GER	22.18	57.52	22.68	0.00	102.38
2	2	14	KURAN-PELLEGATTA/KURAN-PELLEGATTA	SUI	22.29	55.36	21.30	0.00	98.95
3	3	2	STURM / FEICHTINGER	AUT	19.79	52.03	21.13	0.00	92.95
4	6	5	DVORAKOVA / JAKUBEC	CZE	13.52	57.95	20.08	0.00	91.55
5	1	6	DELATORRE / CABIROL	FRA	19.09	46.42	16.25	0.00	81.76
6	5	10	MARLETTA / CAVALERA	ITA	15.74	50.87	9.71	0.00	76.32

Timing and Results provided by  TISSOT

DANXROCKROLL-----FNL-000200--_C73 1.0

Report Created SAT 9 JUL 2022 19:43

Page 1 / 1





Start List

Heat	Bib Name	Country Code
1	12 KREGIEL / SZPULECKI	POL
	5 DVORAKOVA / JAKUBEC	CZE
2	4 JUREC / KOLENC	CRO
	8 CZETL / BANHIDI	HUN
3	7 UHL / BLUDAU	GER
	14 KURAN-PELLEGATTA / KURAN-PELLEGATTA	SUI
4	2 STURM / FEICHTINGER	AUT
	6 DELATORRE / CABIROL	FRA
5	13 MALOVRH / JUZNIC	SLO
	3 PETERS / ANDRES	BEL
6	10 MARLETTA / CAVALERA	ITA
	1 COSTELLO / CASEY	AUS





Results

Rank	Heat	Bib	Name	Country Code	Acrobatics	Dance	Penalty	Total	Remark
1	3	7	UHL / BLUDAU	GER	41.23	56.35	0.00	97.58	Q
2	4	2	STURM / FEICHTINGER	AUT	40.56	54.58	0.00	95.14	Q
3	3	14	KURAN-PELLEGATTA / KURAN-PELLEGATTA	SUI	40.17	53.21	0.00	93.38	Q
4	6	10	MARLETTA / CAVALERA	ITA	35.69	50.05	0.00	85.74	Q
5	1	5	DVORAKOVA / JAKUBEC	CZE	30.73	53.27	0.00	84.00	Q
6	4	6	DELATORRE / CABIROL	FRA	35.41	46.14	0.00	81.55	Q
7	5	13	MALOVRH / JUZNIC	SLO	35.23	35.14	0.00	70.37	
8	2	8	CZETL / BANHIDI	HUN	30.86	39.49	0.00	70.35	
9	5	3	PETERS / ANDRES	BEL	30.26	37.33	0.00	67.59	
10	2	4	JUREC / KOLENC	CRO	24.91	26.59	0.00	51.50	
11	6	1	COSTELLO / CASEY	AUS	20.31	27.54	0.00	47.85	
12	1	12	KREGIEL / SZPULECKI	POL	34.25	28.42	-30.00	32.67	

Legend:
Q Qualified

Timing and Results provided by  TISSOT





Start List

Heat	Bib Name	Country Code
1	8 CZETL / BANHIDI	HUN
	1 COSTELLO / CASEY	AUS
2	3 PETERS / ANDRES	BEL
	10 MARLETTA / CAVALERA	ITA
3	11 RAMIREZ MARTINEZ / VERGARA RAMOS	MEX
	4 JUREC / KOLENC	CRO
4	12 KREGIEL / SZPULECKI	POL





Results

Rank	Heat	Bib	Name	Country Code	Acrobatics	Dance	Penalty	Total	Remark
1	1	8	CZETL / BANHIDI	HUN	30.57	34.55	0.00	65.12	Q
2	4	12	KREGIEL / SZPULECKI	POL	29.14	34.77	0.00	63.91	Q
3	2	10	MARLETTA / CAVALERA	ITA	24.57	37.60	0.00	62.17	Q
4	2	3	PETERS / ANDRES	BEL	25.67	34.47	0.00	60.14	Q
5	3	4	JUREC / KOLENC	CRO	26.78	23.75	0.00	50.53	Q
6	1	1	COSTELLO / CASEY	AUS	13.38	24.18	0.00	37.56	Q
7	3	11	RAMIREZ MARTINEZ / VERGARA RAMOS	MEX	-16.09	6.01	-30.00	-40.08	

Legend:
Q Qualified

Timing and Results provided by  **TISSOT**





Start List

Heat	Bib Name	Country Code
1	7 UHL / BLUDAU	GER
	1 COSTELLO / CASEY	AUS
2	5 DVORAKOVA / JAKUBEC	CZE
	8 CZETL / BANHIDI	HUN
3	2 STURM / FEICHTINGER	AUT
	10 MARLETTA / CAVALERA	ITA
4	14 KURAN-PELLEGATTA / KURAN-PELLEGATTA	SUI
	4 JUREC / KOLENC	CRO
5	13 MALOVRH / JUZNIC	SLO
	12 KREGIEL / SZPULECKI	POL
6	6 DELATORRE / CABIROL	FRA
	11 RAMIREZ MARTINEZ / VERGARA RAMOS	MEX
7	3 PETERS / ANDRES	BEL





Results

Rank	Heat	Bib	Name	Country Code	Acrobatics	Dance	Penalty	Total	Remark
1	1	7	UHL / BLUDAU	GER	32.06	44.38	0.00	76.44	
2	3	2	STURM / FEICHTINGER	AUT	31.25	42.97	0.00	74.22	
3	2	5	DVORAKOVA / JAKUBEC	CZE	28.72	42.99	0.00	71.71	
4	4	14	KURAN-PELLEGATTA / KURAN-PELLEGATTA	SUI	27.19	41.06	0.00	68.25	
5	5	13	MALOVRH / JUZNIC	SLO	28.90	38.35	0.00	67.25	
6	6	6	DELATORRE / CABIROL	FRA	26.39	38.84	0.00	65.23	
7	3	10	MARLETTA / CAVALERA	ITA	23.68	39.97	0.00	63.65	
8	2	8	CZETL / BANHIDI	HUN	28.81	32.76	0.00	61.57	
9	5	12	KREGIEL / SZPULECKI	POL	27.39	33.22	0.00	60.61	
10	7	3	PETERS / ANDRES	BEL	22.91	31.23	0.00	54.14	
11	4	4	JUREC / KOLENC	CRO	25.31	23.35	0.00	48.66	
12	1	1	COSTELLO / CASEY	AUS	13.86	26.60	0.00	40.46	
13	6	11	RAMIREZ MARTINEZ / VERGARA RAMOS	MEX	-16.36	9.15	0.00	-7.21	



RESULTS BOOK



DanceSports Breaking





13	DanceSports Breaking	1232
13.1	Table of Contents	1233
13.2	Medallists by Event	1235
13.3	B-Boys	1236
13.3.1	Entry List by Event	1237
13.3.2	Battle Results	1238
13.3.3	Competition Summary	1239
13.3.4	Medallists	1241
13.3.5	Round Robin Group A Results	1242
13.3.6	Round Robin Group B Results	1243
13.3.7	Round Robin Group C Results	1244
13.3.8	Round Robin Group D Results	1245
13.4	B-Girls	1246
13.4.1	Entry List by Event	1247
13.4.2	Battle Results	1248
13.4.3	Competition Summary	1249
13.4.4	Medallists	1251
13.4.5	Round Robin Group A Results	1252
13.4.6	Round Robin Group B Results	1253
13.4.7	Round Robin Group C Results	1254
13.4.8	Round Robin Group D Results	1255



Medallists by Event

As of SUN 10 JUL 2022 at 21:33

Event	Date	Medal	Name	NOC Code
B-Boys	SUN 10 JUL	GOLD	VICTOR	USA
		SILVER	JEFFRO	USA
		BRONZE	SHIGEKIX	JPN
B-Girls		GOLD	AMI	JPN
		SILVER	SUNNY	USA
		BRONZE	AYUMI	JPN

Timing and Results provided by Tissot

BRK-----_93 1

Report created SUN 10 JUL 2022 21:33

Page 1 / 1





DanceSports Breaking

B-Boys





As of SAT 9 JUL 2022

NOC	Name	Gender	Date of Birth
KAZ - Kazakhstan	AMIR	M	10 OCT 1997
NOR - Norway	DANIEL	M	27 NOV 1993
FRA - France	DANY DANN	M	3 MAY 1988
FIN - Finland	HATSOLO	M	24 NOV 1984
USA - United States	JEFFRO	M	20 DEC 1994
ESP - Spain	JOHNNYFOX	M	10 JUL 1995
NED - Netherlands	LORENZO	M	11 JUL 2005
BRA - Brazil	LUAN SAN	M	13 MAR 1991
CHI - Chile	MATITA	M	13 NOV 1999
USA - United States	MORRIS	M	1 APR 1984
CAN - Canada	PHIL WIZARD	M	25 JAN 1997
JPN - Japan	SHIGEKIX	M	11 MAR 2002
	TOA	M	28 SEP 1998
USA - United States	VICTOR	M	1 MAY 1994
ESP - Spain	XAK	M	1 NOV 1986
KOR - Republic of Korea	ZOOTY ZOOT	M	11 JAN 1995

Legend:

M Male

Timing and Results provided by Tissot

BRK-----_32C 1

Report created SAT 09 JUL 2022 13:33

Page 1 / 1





Results

Quarterfinals

Start Time: 20:05

Start Order	Name (NOC Code)	Collected Rounds (Collected Votes)	Name (NOC Code)
1	JEFFRO (USA)	2 - 1 (18 - 9)	DANY DANN (FRA)
2	ZOOTY ZOOT (KOR)	0 - 2 (7 - 11)	XAK (ESP)
3	PHIL WIZARD (CAN)	0 - 2 (5 - 13)	SHIGEKIX (JPN)
4	MORRIS (USA)	0 - 2 (0 - 18)	VICTOR (USA)

Semifinals

Start Time: 20:45

Start Order	Name (NOC Code)	Collected Rounds (Collected Votes)	Name (NOC Code)
1	JEFFRO (USA)	4 - 0 (29 - 7)	XAK (ESP)
2	SHIGEKIX (JPN)	1 - 3 (14 - 22)	VICTOR (USA)

Finals

Start Time: 21:20

Start Order	Name (NOC Code)	Collected Rounds (Collected Votes)	Name (NOC Code)
1	XAK (ESP)	0 - 4 (4 - 32)	SHIGEKIX (JPN)

Finals

Start Time: 21:40

Start Order	Name (NOC Code)	Collected Rounds (Collected Votes)	Name (NOC Code)
2	JEFFRO (USA)	1 - 3 (14 - 22)	VICTOR (USA)



Competition Summary

As of SUN 10 JUL 2022 at 21:33

Ranking per Group at the End of Round Robin Phase

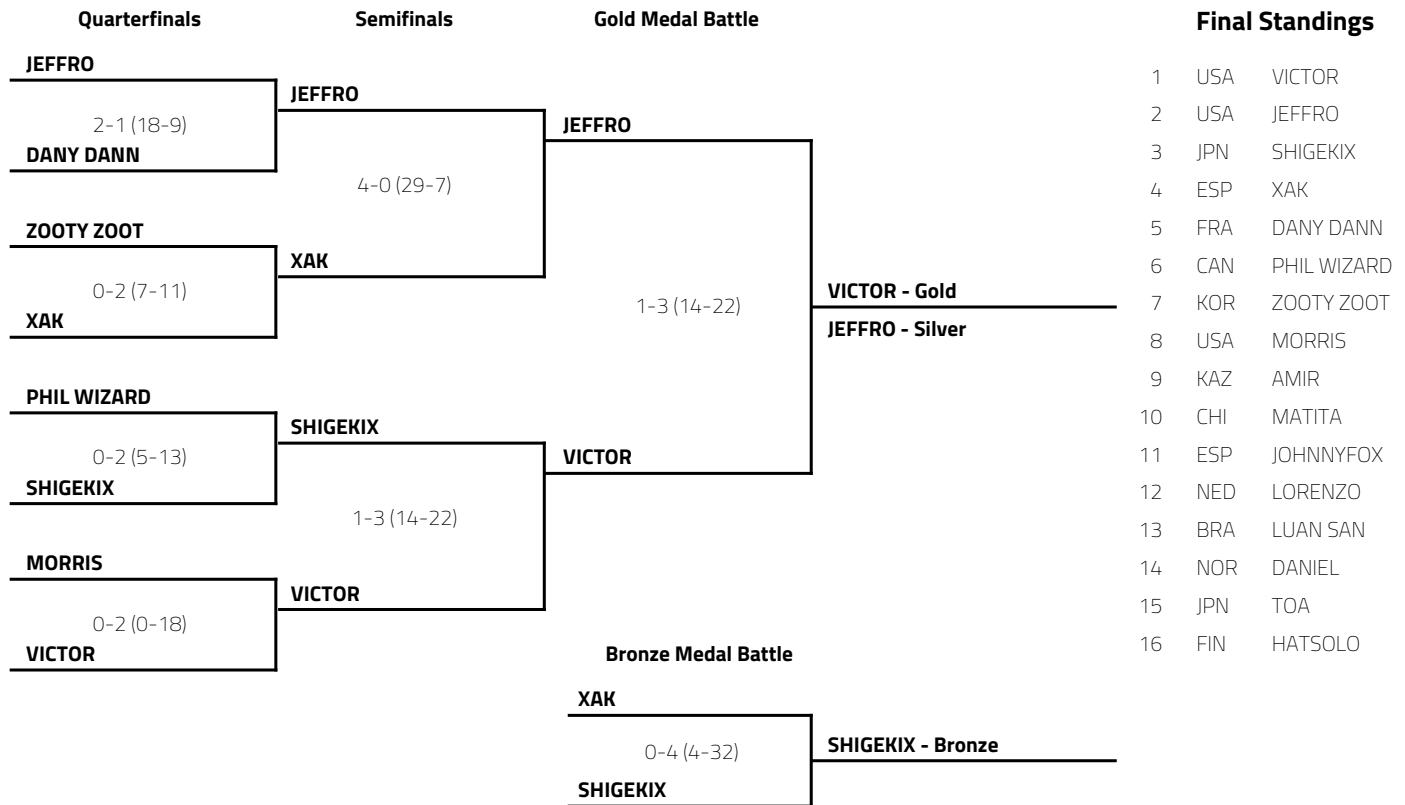
Group	Rank	Name	NOC Code	Total Scores		
				Rounds	Votes	
A	1	XAK	ESP	5	37	Q
A	2	PHIL WIZARD	CAN	4	39	Q
A	3	AMIR	KAZ	3	31	
A	4	HATSOLO	FIN	0	1	
B	1	VICTOR	USA	6	47	Q
B	2	JEFFRO	USA	4	37	Q
B	3	LUAN SAN	BRA	1	16	
B	4	DANIEL	NOR	1	8	
C	1	DANY DANN	FRA	6	47	Q
C	2	MORRIS	USA	2	30	Q
C	3	MATITA	CHI	2	16	
C	4	LORENZO	NED	2	15	
D	1	SHIGEKIX	JPN	6	52	Q
D	2	ZOOTY ZOOT	KOR	4	28	Q
D	3	JOHNNYFOX	ESP	2	15	
D	4	TOA	JPN	0	13	





Competition Summary

As of SUN 10 JUL 2022 at 21:33



Legend:
 Q Qualified for Quarterfinals

Timing and Results provided by Tissot
 Report created SUN 10 JUL 2022 21:33





Medallists

Medal	Name	NOC
GOLD	VICTOR	USA - United States
SILVER	JEFFRO	USA - United States
BRONZE	SHIGEKIX	JPN - Japan





Results

Round Robin Group A

Start Time: 13:10

Start Order	Name (NOC Code)	Collected Rounds (Collected Votes)	Name (NOC Code)
1	PHIL WIZARD (CAN)	1 - 1 (13 - 5)	XAK (ESP)
2	HATSOLO (FIN)	0 - 2 (1 - 17)	AMIR (KAZ)
3	AMIR (KAZ)	0 - 2 (4 - 14)	XAK (ESP)
4	HATSOLO (FIN)	0 - 2 (0 - 18)	PHIL WIZARD (CAN)
5	HATSOLO (FIN)	0 - 2 (0 - 18)	XAK (ESP)
6	AMIR (KAZ)	1 - 1 (10 - 8)	PHIL WIZARD (CAN)

Note:

During the Round Robin Phase Rounds and Votes are collected during each Battle. In each of the eight Groups the Athlete with the most Rounds and then the most Votes will progress to the quarterfinals.

Timing and Results provided by Tissot

BRKMBBOY-----GPA-----_73 12

Report created SUN 10 JUL 2022 14:18

Page 1 / 1





Results

Round Robin Group B

Start Time: 13:17

Start Order	Name (NOC Code)	Collected Rounds (Collected Votes)	Name (NOC Code)
1	VICTOR (USA)	2 - 0 (14 - 4)	JEFFRO (USA)
2	DANIEL (NOR)	1 - 1 (5 - 13)	LUAN SAN (BRA)
3	LUAN SAN (BRA)	0 - 2 (2 - 16)	JEFFRO (USA)
4	DANIEL (NOR)	0 - 2 (2 - 16)	VICTOR (USA)
5	DANIEL (NOR)	0 - 2 (1 - 17)	JEFFRO (USA)
6	LUAN SAN (BRA)	0 - 2 (1 - 17)	VICTOR (USA)

Note:

During the Round Robin Phase Rounds and Votes are collected during each Battle. In each of the eight Groups the Athlete with the most Rounds and then the most Votes will progress to the quarterfinals.

Timing and Results provided by Tissot

BRKMBBOY-----GPB-----_73 12

Report created SUN 10 JUL 2022 14:25

Page 1 / 1





Results

Round Robin Group C

Start Time: 13:24

Start Order	Name (NOC Code)	Collected Rounds (Collected Votes)	Name (NOC Code)
1	MATITA (CHI)	0 - 2 (0 - 18)	DANY DANN (FRA)
2	LORENZO (NED)	0 - 2 (1 - 17)	MORRIS (USA)
3	MORRIS (USA)	0 - 2 (6 - 12)	DANY DANN (FRA)
4	LORENZO (NED)	2 - 0 (13 - 5)	MATITA (CHI)
5	LORENZO (NED)	0 - 2 (1 - 17)	DANY DANN (FRA)
6	MORRIS (USA)	0 - 2 (7 - 11)	MATITA (CHI)

Note:

During the Round Robin Phase Rounds and Votes are collected during each Battle. In each of the eight Groups the Athlete with the most Rounds and then the most Votes will progress to the quarterfinals.

Timing and Results provided by Tissot

BRKMBBOY-----GPC-----_73 12

Report created SUN 10 JUL 2022 14:33

Page 1 / 1





Results

Round Robin Group D

Start Time: 13:31

Start Order	Name (NOC Code)	Collected Rounds (Collected Votes)	Name (NOC Code)
1	TOA (JPN)	0 - 2 (8 - 10)	JOHNNYFOX (ESP)
2	ZOOTY ZOOT (KOR)	0 - 2 (0 - 18)	SHIGEKIX (JPN)
3	SHIGEKIX (JPN)	2 - 0 (18 - 0)	JOHNNYFOX (ESP)
4	ZOOTY ZOOT (KOR)	2 - 0 (15 - 3)	TOA (JPN)
5	ZOOTY ZOOT (KOR)	2 - 0 (13 - 5)	JOHNNYFOX (ESP)
6	SHIGEKIX (JPN)	2 - 0 (16 - 2)	TOA (JPN)

Note:

During the Round Robin Phase Rounds and Votes are collected during each Battle. In each of the eight Groups the Athlete with the most Rounds and then the most Votes will progress to the quarterfinals.

Timing and Results provided by Tissot

BRKMBBOY-----GPD-----_73 12

Report created SUN 10 JUL 2022 14:40

Page 1 / 1





DanceSports Breaking

B-Girls





As of SAT 9 JUL 2022

NOC	Name	Gender	Date of Birth
ITA - Italy	ALESSANDRINA	F	13 OCT 1999
JPN - Japan	AMI	F	11 DEC 1998
ITA - Italy	ANTI	F	30 NOV 1997
JPN - Japan	AYUMI	F	22 JUN 1983
CHN - China	BABYBALL	F	25 DEC 1990
BEL - Belgium	CAMINE	F	15 FEB 1997
GER - Germany	JILOU	F	21 DEC 1992
USA - United States	LA VIX	F	3 AUG 1990
BEL - Belgium	MADMAX	F	24 SEP 1998
POL - Poland	MERY BERRY PAULINA	F F	18 DEC 1991 8 FEB 1991
GER - Germany	PAULINE	F	14 JAN 1993
CHN - China	QINGYI	F	19 OCT 2005
FRA - France	SENIORITA CARLOTA	F	11 MAY 2002
USA - United States	SUNNY	F	10 NOV 1988
CAN - Canada	TIFF	F	25 JUN 1995

Legend:

F Female

Timing and Results provided by Tissot

BRK-----_32C 1

Report created SAT 09 JUL 2022 09:26

Page 1 / 1





Results

Quarterfinals

Start Time: 19:45

Start Order	Name (NOC Code)	Collected Rounds (Collected Votes)	Name (NOC Code)
1	SENORITA CARLOTA (FRA)	0 - 2 (5 - 13)	AYUMI (JPN)
2	CAMINE (BEL)	0 - 2 (0 - 18)	AMI (JPN)
3	JILOU (GER)	0 - 2 (4 - 14)	SUNNY (USA)
4	QINGYI (CHN)	2 - 0 (14 - 4)	TIFF (CAN)

Semifinals

Start Time: 20:25

Start Order	Name (NOC Code)	Collected Rounds (Collected Votes)	Name (NOC Code)
1	AYUMI (JPN)	0 - 4 (8 - 28)	AMI (JPN)
2	SUNNY (USA)	3 - 2 (23 - 22)	QINGYI (CHN)

Finals

Start Time: 21:10

Start Order	Name (NOC Code)	Collected Rounds (Collected Votes)	Name (NOC Code)
1	AYUMI (JPN)	4 - 0 (29 - 7)	QINGYI (CHN)

Finals

Start Time: 21:30

Start Order	Name (NOC Code)	Collected Rounds (Collected Votes)	Name (NOC Code)
2	AMI (JPN)	4 - 0 (34 - 2)	SUNNY (USA)



Competition Summary

As of SUN 10 JUL 2022 at 21:26

Ranking per Group at the End of Round Robin Phase

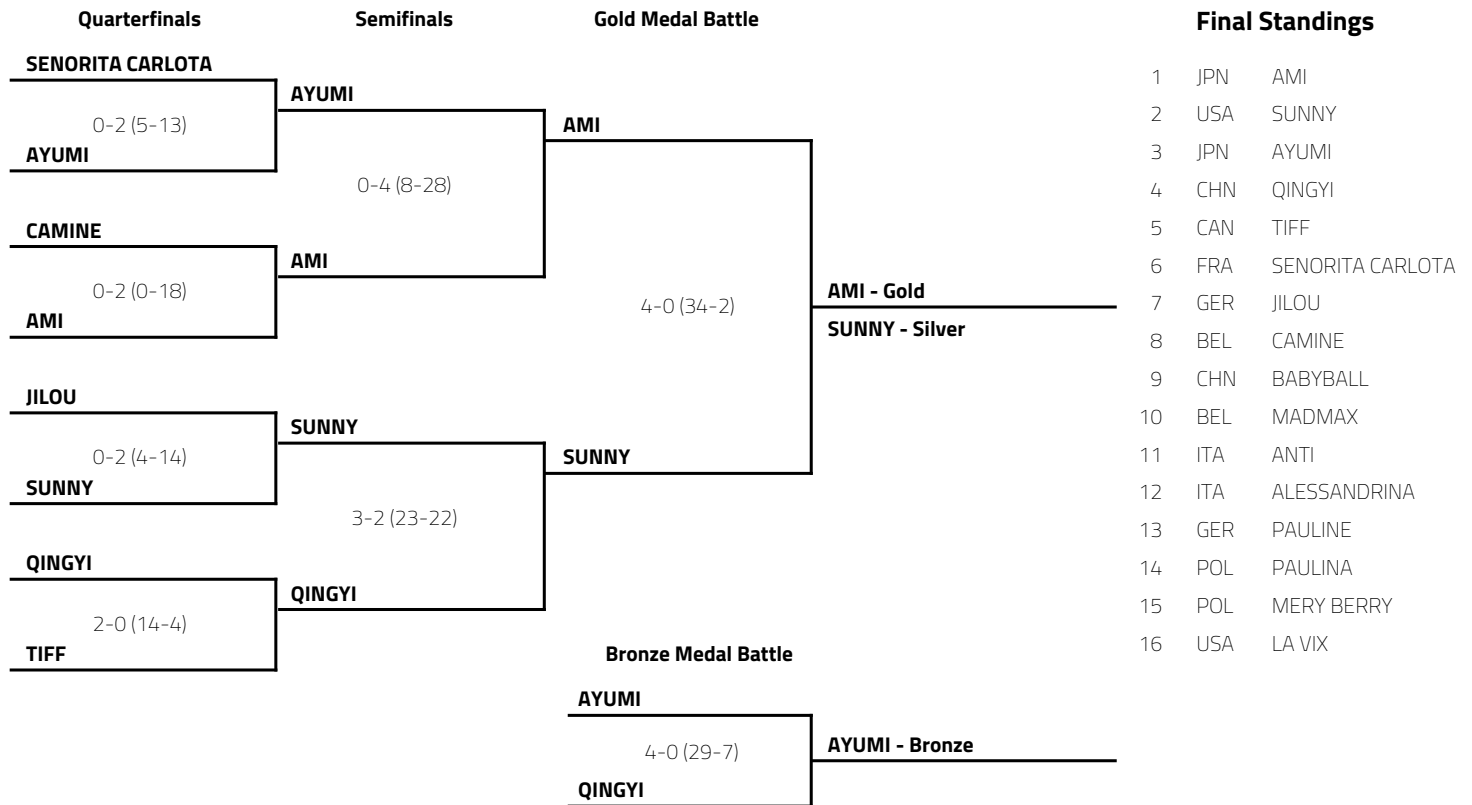
Group	Rank	Name	NOC Code	Total Scores		
				Rounds	Votes	
A	1	AMI	JPN	5	42	Q
A	2	JILOU	GER	4	34	Q
A	3	ANTI	ITA	3	27	
A	4	LA VIX	USA	0	5	
B	1	TIFF	CAN	5	34	Q
B	2	SEÑORITA CARLOTA	FRA	4	35	Q
B	3	BABYBALL	CHN	3	33	
B	4	MERY BERRY	POL	0	6	
C	1	AYUMI	JPN	6	49	Q
C	2	QINGYI	CHN	4	38	Q
C	3	ALESSANDRINA	ITA	1	11	
C	4	PAULINE	GER	1	10	
D	1	SUNNY	USA	5	41	Q
D	2	CAMINE	BEL	4	29	Q
D	3	MADMAX	BEL	3	30	
D	4	PAULINA	POL	0	8	





Competition Summary

As of SUN 10 JUL 2022 at 21:26



Legend:
 Q Qualified for Quarterfinals

Timing and Results provided by Tissot
 Report created SUN 10 JUL 2022 21:26





Medallists

Medal	Name	NOC
GOLD	AMI	JPN - Japan
SILVER	SUNNY	USA - United States
BRONZE	AYUMI	JPN - Japan





Results

Round Robin Group A

Start Time: 11:15

Start Order	Name (NOC Code)	Collected Rounds (Collected Votes)	Name (NOC Code)
1	ANTI (ITA)	0 - 2 (3 - 15)	AMI (JPN)
2	LA VIX (USA)	0 - 2 (3 - 15)	JILOU (GER)
3	JILOU (GER)	1 - 1 (7 - 11)	AMI (JPN)
4	LA VIX (USA)	0 - 2 (0 - 18)	ANTI (ITA)
5	LA VIX (USA)	0 - 2 (2 - 16)	AMI (JPN)
6	JILOU (GER)	1 - 1 (12 - 6)	ANTI (ITA)

Note:

During the Round Robin Phase Rounds and Votes are collected during each Battle. In each of the eight Groups the Athlete with the most Rounds and then the most Votes will progress to the quarterfinals.

Timing and Results provided by Tissot

BRKWBGIRL-----GPA-----_73 6

Report created SUN 10 JUL 2022 12:26

Page 1 / 1





Results

Round Robin Group B

Start Time: 11:22

Start Order	Name (NOC Code)	Collected Rounds (Collected Votes)	Name (NOC Code)
1	MERY BERRY (POL)	0 - 2 (0 - 18)	SENORITA CARLOTA (FRA)
2	BABYBALL (CHN)	0 - 2 (7 - 11)	TIFF (CAN)
3	TIFF (CAN)	1 - 1 (7 - 11)	SENORITA CARLOTA (FRA)
4	BABYBALL (CHN)	2 - 0 (14 - 4)	MERY BERRY (POL)
5	BABYBALL (CHN)	1 - 1 (12 - 6)	SENORITA CARLOTA (FRA)
6	TIFF (CAN)	2 - 0 (16 - 2)	MERY BERRY (POL)

Note:

During the Round Robin Phase Rounds and Votes are collected during each Battle. In each of the eight Groups the Athlete with the most Rounds and then the most Votes will progress to the quarterfinals.

Timing and Results provided by Tissot

BRKWBGIRL-----GPB-----_73 6

Report created SUN 10 JUL 2022 12:34

Page 1 / 1





Results

Round Robin Group C

Start Time: 11:29

Start Order	Name (NOC Code)	Collected Rounds (Collected Votes)	Name (NOC Code)
1	PAULINE (GER)	1 - 1 (7 - 11)	ALESSANDRINA (ITA)
2	QINGYI (CHN)	0 - 2 (5 - 13)	AYUMI (JPN)
3	AYUMI (JPN)	2 - 0 (18 - 0)	ALESSANDRINA (ITA)
4	QINGYI (CHN)	2 - 0 (15 - 3)	PAULINE (GER)
5	QINGYI (CHN)	2 - 0 (18 - 0)	ALESSANDRINA (ITA)
6	AYUMI (JPN)	2 - 0 (18 - 0)	PAULINE (GER)

Note:

During the Round Robin Phase Rounds and Votes are collected during each Battle. In each of the eight Groups the Athlete with the most Rounds and then the most Votes will progress to the quarterfinals.

Timing and Results provided by Tissot



Results

Round Robin Group D

Start Time: 11:36

Start Order	Name (NOC Code)	Collected Rounds (Collected Votes)	Name (NOC Code)
1	CAMINE (BEL)	2 - 0 (11 - 7)	MADMAX (BEL)
2	PAULINA (POL)	0 - 2 (3 - 15)	SUNNY (USA)
3	SUNNY (USA)	1 - 1 (10 - 8)	MADMAX (BEL)
4	PAULINA (POL)	0 - 2 (2 - 16)	CAMINE (BEL)
5	PAULINA (POL)	0 - 2 (3 - 15)	MADMAX (BEL)
6	SUNNY (USA)	2 - 0 (16 - 2)	CAMINE (BEL)

Note:

During the Round Robin Phase Rounds and Votes are collected during each Battle. In each of the eight Groups the Athlete with the most Rounds and then the most Votes will progress to the quarterfinals.

Timing and Results provided by Tissot

BRKWBGIRL-----GPD-----_73 6

Report created SUN 10 JUL 2022 12:50

Page 1 / 1



RESULTS BOOK



Drone Racing






14	Drone Racing	1255
14.1	Table of Contents	1256
14.2	Competition Schedule	1258
14.3	Number of Entries by Country	1259
14.4	Entry List by Country	1260
14.5	Medallists by Event	1261
14.6	Medal Standings	1262
14.7	Medallists	1263
14.8	Final Results Summary	1264
14.9	Double Elimination Semifinal Results Summary	1265
14.10	Elimination Semifinal Results Summary	1266
14.11	Double Elimination Quarterfinal Results Summary	1267
14.12	Double Elimination Repechage 4 Results Summary	1268
14.13	Elimination Quarterfinal Results Summary	1269
14.14	Double Elimination Repechage 3 Results Summary	1270
14.15	Double Elimination Repechage 2 Results Summary	1271
14.16	Double Elimination Repechage 1 Results Summary	1272
14.17	Elimination Round of 16 Results Summary	1273
14.18	Elimination Round of 32 Results Summary	1274
14.19	Qualification Round Results	1275



Competition Schedule

As of SUN 10 JUL 2022

Date	Start Time	Event
SAT 9 JUL	13:30	Drone Racing, Qualification
SUN 10 JUL	12:45	Drone Racing, Elimination Round of 32 (8 Matches)
	Estimated 14:20	Drone Racing, Elimination Round of 16 (4 Matches)
	Estimated 15:30	Drone Racing, Double Elimination Repechage 1 (4 Matches)
	Estimated 16:05	Drone Racing, Double Elimination Repechage 2 (4 Matches)
	Estimated 16:40	Drone Racing, Double Elimination Repechage 3 (2 Matches)
	17:30	Drone Racing, Elimination Quarterfinal (2 Matches)
	Estimated 17:55	Drone Racing, Double Elimination Repechage 4 (2 Matches)
	Estimated 18:20	Drone Racing, Double Elimination Quarterfinal
	Estimated 19:00	Drone Racing, Elimination Semifinal
	19:20	Drone Racing, Double Elimination Semifinal
	20:00	Drone Racing, Final - Final flight (4 Matches)

Timing and Results provided by  TISSOT






Number of Entries by NOC

As of SAT 9 JUL 2022

Country	Drone	Athlete Total
BEL - Belgium	1	1
CHN - People's Republic of China	2	2
CZE - Czech Republic	1	1
ESP - Spain	1	1
FIN - Finland	1	1
FRA - France	2	2
GER - Germany	1	1
HKG - Hong Kong, China	1	1
HUN - Hungary	1	1
ITA - Italy	2	2
JPN - Japan	2	2
KOR - Republic of Korea	2	2
LAT - Latvia	3	3
LTU - Lithuania	2	2
MKD - Republic of North Macedonia	1	1
POL - Poland	3	3
SWE - Sweden	1	1
THA - Thailand	1	1
TPE - Chinese Taipei	1	1
USA - United States of America	2	2
Total:	20	31


Timing and Results provided by  **TISSOT**



Entry List by NOC

As of SAT 9 JUL 2022

Country	Name	Date of Birth
BEL - Belgium	Maximilien PELLICHERO	25 OCT 2002
CHN - People's Republic of China	Haisen KONG Aolin LIANG	9 AUG 1998 14 AUG 2006
CZE - Czech Republic	David SPACEK	22 NOV 1992
ESP - Spain	Alejandro ZAMORA	24 OCT 2007
FIN - Finland	Aleksi RASTAS	14 MAY 1986
FRA - France	Julien GIORDANA Killian ROUSSEAU	4 JAN 1995 8 OCT 2004
GER - Germany	Nick NOLTE	4 APR 2001
HKG - Hong Kong, China	Ka Ki LAI	8 JAN 1988
HUN - Hungary	Roland RONTO	28 MAR 1995
ITA - Italy	Matteo BARELLA Luisa RIZZO	29 NOV 1997 9 AUG 2002
JPN - Japan	Fuga KAMIZEKI Mika SAITO	23 JUN 2008 22 JUN 1995
KOR - Republic of Korea	Changhyeon KANG Gayeon MO	8 FEB 2003 24 OCT 2000
LAT - Latvia	Karina LIMORA Tomass PETERSONS Oskars RAUDINS	22 OCT 1998 16 FEB 1996 13 JUL 1997
LTU - Lithuania	Arminas VOLSKIS Mantas ZITKUS	12 JUN 1995 19 SEP 1991
MKD - Republic of North Macedonia	Bojan NIKOV	25 SEP 2000
POL - Poland	Bartlomiej LASZCZAK Pawel LASZCZAK Alina MIKLEWSKA	6 OCT 2003 3 MAR 2003 8 APR 1984
SWE - Sweden	David MODIG	2 NOV 1992
THA - Thailand	Wanraya WANNAPONG	2 MAR 2007
TPE - Chinese Taipei	Stephanie CHAO	22 JUL 1992
USA - United States of America	Ryan LESSARD Evan TURNER	16 NOV 1981 26 FEB 2003

Timing and Results provided by  TISSOT






Medallists by Event

As of SUN 10 JUL 2022

After 1 of 1 Events

Event Name	Date	Medal	Name	Country Code
Drone Racing	SUN 10 JUL	GOLD	Killian ROUSSEAU	FRA
		SILVER	Pawel LASZCZAK	POL
		BRONZE	Alejandro ZAMORA	ESP

Timing and Results provided by  TISSOT






Medal Standings

As of SUN 10 JUL 2022

After 1 of 1 Events

Rank	Country	Mixed				Rank by Total
		G	S	B	Tot	
1	FRA - France	1			1	=1
2	POL - Poland		1		1	=1
3	ESP - Spain			1	1	=1
Total:		1	1	1	3	

Legend:
 = Equal sign indicates that two or more NOCs share the same rank by total **B** Bronze **G** Gold **S** Silver **Tot** Total

Timing and Results provided by  **TISSOT**






Medallists

As of SUN 10 JUL 2022

Medal	Name	Country
GOLD	Killian ROUSSEAU	FRA - France
SILVER	Pawel LASZCZAK	POL - Poland
BRONZE	Alejandro ZAMORA	ESP - Spain

Timing and Results provided by  **TISSOT**






Results Summary

As of SUN 10 JUL 2022

Rank	Bib	Name	Country Code	Time	Remark
Final flight					
1		Killian ROUSSEAU	FRA	1:00.90752	Q
2		Pawel LASZCZAK	POL	1:06.797568	Q
3		Alejandro ZAMORA	ESP	39.460864	
4		Changhyeon KANG	KOR	39.575552	
Final flight 2					
1		Killian ROUSSEAU	FRA	1:03.029248	
2		Pawel LASZCZAK	POL	41.893	
3		Alejandro ZAMORA	ESP	41.070592	

Timing and Results provided by  TISSOT



Results Summary

As of SUN 10 JUL 2022


Rank	Bib Name	Country Code	Time	Remark
------	----------	--------------	------	--------

Double Elimination Semifinal

1	Changhyeon KANG	KOR	1:06.453504	Q
2	Pawel LASZCZAK	POL	46.7968	Q
3	Evan TURNER	USA	21.532672	
4	Fuga KAMIZEKI	JPN	00.000	

Legend:

Q Qualified

Timing and Results provided by  TISSOT





Results Summary

As of SUN 10 JUL 2022

Rank	Bib Name	Country Code	Time	Remark
------	----------	--------------	------	--------

Elimination Semifinal

1	Killian ROUSSEAU	FRA	1:04.303104	Q
2	Alejandro ZAMORA	ESP	43.372544	Q
3	Fuga KAMIZEKI	JPN	43.204608	
4	Evan TURNER	USA	00.000	

Legend:
 Q Qualified

Timing and Results provided by  **TISSOT**





Results Summary


As of SUN 10 JUL 2022

Rank	Bib Name	Country Code	Time	Remark
------	----------	--------------	------	--------

Double Elimination Quarterfinal

1	Changhyeon KANG	KOR	1:00.14976	Q
2	Pawel LASZCZAK	POL	1:03.553536	Q
3	Tomass PETERSONS	LAT	43.945984	
4	David MODIG	SWE	24.694784	

Legend:
Q Qualified

Timing and Results provided by  **TISSOT**






Results Summary

As of SUN 10 JUL 2022

Rank	Bib Name	Country Code	Time	Remark
Double Elimination Repechage 4 - 1				
1	David MODIG	SWE	1:03.512576	Q
2	Pawel LASZCZAK	POL	1:04.872448	Q
3	Wanraya WANNAPONG	THA	1:53.881088	
4	Haisen KONG	CHN	44.068864	
Double Elimination Repechage 4 - 2				
1	Changhyeon KANG	KOR	59.953152	Q
2	Tomass PETERSONS	LAT	1:26.908928	Q
3	Julien GIORDANA	FRA	1:28.7808	
4	David SPACEK	CZE	00.000	

Legend:
Q Qualified

Timing and Results provided by  **TISSOT**






Results Summary

As of SUN 10 JUL 2022

Rank	Bib	Name	Country Code	Time	Remark
Elimination Quarterfinal 1					
1		Killian ROUSSEAU	FRA	1:05.886208	Q
2		Fuga KAMIZEKI	JPN	23.873536	Q
3		Tomass PETERSONS	LAT	00.000	
3		Pawel LASZCZAK	POL	00.000	
Elimination Quarterfinal 2					
1		Evan TURNER	USA	1:01.05088	Q
2		Alejandro ZAMORA	ESP	1:02.302208	Q
3		David SPACEK	CZE	50.808832	
4		David MODIG	SWE	26.134528	

Legend:
 Q Qualified

Timing and Results provided by  TISSOT






Results Summary

As of SUN 10 JUL 2022

Rank	Bib Name	Country Code	Time	Remark
Double Elimination Repechage 3 - 1				
1	Haisen KONG	CHN	1:07.295	Q
2	Julien GIORDANA	FRA	1:13.603072	Q
3	Aleksi RASTAS	FIN	50.089984	
4	Matteo BARELLA	ITA	00.000	
Double Elimination Repechage 3 - 2				
1	Changhyeon KANG	KOR	1:02.343168	Q
2	Wanraya WANNAPONG	THA	1:12.040448	Q
3	Maximilien PELLICHERO	BEL	1:12.292352	
4	Roland RONTO	HUN	47.31904	

Legend:
Q Qualified

Timing and Results provided by  **TISSOT**






Results Summary

As of SUN 10 JUL 2022

Rank	Bib Name	Country Code	Time	Remark
Double Elimination Repechage 2 - 1				
1	Haisen KONG	CHN	1:09.480448	Q
2	Wanraya WANNAPONG	THA	1:11.139328	Q
3	Aolin LIANG	CHN	1:21.129472	
4	Bartlomiej LASZCZAK	POL	1:21.152	
Double Elimination Repechage 2 - 2				
1	Julien GIORDANA	FRA	1:13.91232	Q
2	Roland RONTO	HUN	1:14.303488	Q
3	Arminas VOLSKIS	LTU	1:18.44864	
4	Stephanie CHAO	TPE	1:20.263168	
Double Elimination Repechage 2 - 3				
1	Maximilien PELLICHERO	BEL	1:15.966464	Q
2	Aleksi RASTAS	FIN	1:17.856768	Q
3	Mika SAITO	JPN	1:38.260992	
4	Bojan NIKOV	MKD	26.177536	
Double Elimination Repechage 2 - 4				
1	Changhyeon KANG	KOR	1:05.335296	Q
2	Matteo BARELLA	ITA	1:17.555712	Q
3	Mantas ZITKUS	LTU	50.20672	
4	Luisa RIZZO	ITA	50.591744	

Legend:
Q Qualified

Timing and Results provided by  **TISSOT**






Results Summary

As of SUN 10 JUL 2022

Rank	Bib Name	Country Code	Time	Remark
Double Elimination Repechage 1 - 1				
1	Luisa RIZZO	ITA	1:19.628288	Q
2	Arminas VOLSKIS	LTU	1:20.039936	Q
3	Nick NOLTE	GER	1:22.952192	
Double Elimination Repechage 1 - 2				
1	Stephanie CHAO	TPE	1:20.631808	Q
2	Matteo BARELLA	ITA	1:21.440768	Q
3	Oskars RAUDINS	LAT	55.576576	
4	Ka Ki LAI	HKG	00.000	
Double Elimination Repechage 1 - 3				
1	Aleksi RASTAS	FIN	1:27.846912	Q
2	Aolin LIANG	CHN	54.863872	Q
3	Gayeon MO	KOR	26.814464	
4	Ryan LESSARD	USA	29.83936	
Double Elimination Repechage 1 - 4				
1	Bartlomiej LASZCZAK	POL	1:23.091456	Q
2	Bojan NIKOV	MKD	1:33.310976	Q
3	Alina MIKLEWSKA	POL	1:37.716224	
4	Karina LIMORA	LAT	2:15.776256	

Legend:
Q Qualified

Timing and Results provided by  TISSOT






Results Summary


As of SUN 10 JUL 2022

Rank	Bib Name	Country Code	Time	Remark
Elimination Round of 16 - 1				
1	Killian ROUSSEAU	FRA	1:03.674368	Q
2	Fuga KAMIZEKI	JPN	1:05.9456	Q
3	Haisen KONG	CHN	1:09.117952	
4	Maximilien PELLICHERO	BEL	1:12.15104	
Elimination Round of 16 - 2				
1	Tomass PETERSONS	LAT	1:06.455552	Q
2	Pawel LASZCZAK	POL	1:17.508608	Q
3	Mika SAITO	JPN	1:02.242816	
4	Wanraya WANNAPONG	THA	00.000	
Elimination Round of 16 - 3				
1	Alejandro ZAMORA	ESP	1:05.47456	Q
2	David SPACEK	CZE	1:16.535808	Q
3	Julien GIORDANA	FRA	1:00.399616	
4	Changhyeon KANG	KOR	00.000	
Elimination Round of 16 - 4				
1	Evan TURNER	USA	1:01.601792	Q
2	David MODIG	SWE	1:06.025472	Q
3	Mantas ZITKUS	LTU	1:16.558336	
4	Roland RONTO	HUN	1:17.156352	

Legend:
Q Qualified

Timing and Results provided by  **TISSOT**






Results Summary

As of SUN 10 JUL 2022

Rank	Bib Name	Country Code	Time	Remark
Elimination Round of 32 - 1				
1	Killian ROUSSEAU	FRA	1:06.596864	Q
2	Maximilien PELLICHERO	BEL	1:22.382848	Q
3	Aolin LIANG	CHN	27.046912	
Elimination Round of 32 - 2				
1	Haisen KONG	CHN	1:10.19008	Q
2	Fuga KAMIZEKI	JPN	1:11.150592	Q
3	Nick NOLTE	GER	1:18.779392	
4	Gayeon MO	KOR	27.687936	
Elimination Round of 32 - 3				
1	Tomass PETERSONS	LAT	1:09.300224	Q
2	Wanraya WANNAPONG	THA	1:14.174464	Q
3	Luisa RIZZO	ITA	1:17.037568	
4	Ryan LESSARD	USA	1:34.043272	
Elimination Round of 32 - 4				
1	Pawel LASZCZAK	POL	1:13.734144	Q
2	Mika SAITO	JPN	1:33.853696	Q
3	Arminas VOLSKIS	LTU	57.51808	
4	Aleksi RASTAS	FIN	00.000	
Elimination Round of 32 - 5				
1	Alejandro ZAMORA	ESP	44.935168	Q
2	Julien GIORDANA	FRA	1:02.292992	Q
3	Ka Ki LAI	HKG	00.000	
3	Bojan NIKOV	MKD	00.000	
Elimination Round of 32 - 6				
1	Changhyeon KANG	KOR	1:11.890944	Q
2	David SPACEK	CZE	1:18.860288	Q
3	Stephanie CHAO	TPE	1:19.470592	
4	Alina MIKLEWSKA	POL	36.405248	
Elimination Round of 32 - 7				
1	David MODIG	SWE	1:08.489216	Q
2	Roland RONTO	HUN	1:16.648448	Q
3	Matteo BARELLA	ITA	1:23.603456	
4	Bartlomiej LASZCZAK	POL	49.600512	
Elimination Round of 32 - 8				
1	Evan TURNER	USA	1:03.332352	Q
2	Mantas ZITKUS	LTU	1:27.404544	Q
3	Karina LIMORA	LAT	2:20.630016	
4	Oskars RAUDINS	LAT	1:09.167104	

Legend:

Q Qualified


 Timing and Results provided by 




Results

As of SUN 10 JUL 2022

Rank	Bib	Name	Country Code	Time	Remark
1		Killian ROUSSEAU	FRA	19.659605	
2		Evan TURNER	USA	20.537685	
3		Alejandro ZAMORA	ESP	20.864683	
4		Pawel LASZCZAK	POL	21.141504	
5		Changhyeon KANG	KOR	21.177003	
6		Tomass PETERSONS	LAT	21.711531	
7		David MODIG	SWE	21.711872	
8		Haisen KONG	CHN	23.170389	
9		Fuga KAMIZEKI	JPN	23.533909	
10		Roland RONTO	HUN	23.850325	
11		Wanraya WANNAPONG	THA	24.006997	
12		David SPACEK	CZE	24.120832	
13		Arminas VOLSKIS	LTU	25.481899	
14		Julien GIORDANA	FRA	25.769301	
15		Mantas ZITKUS	LTU	25.915733	
16		Maximilien PELLICHERO	BEL	26.093227	
17		Nick NOLTE	GER	26.336256	
18		Bartlomiej LASZCZAK	POL	26.600277	
19		Luisa RIZZO	ITA	26.89024	
20		Stephanie CHAO	TPE	27.224064	
21		Aleksi RASTAS	FIN	27.351659	
22		Bojan NIKOV	MKD	27.447637	
23		Oskars RAUDINS	LAT	27.477675	
24		Aolin LIANG	CHN	27.577003	
25		Gayeon MO	KOR	28.965205	
26		Matteo BARELLA	ITA	29.268309	
27		Ryan LESSARD	USA	31.55456	
28		Alina MIKLEWSKA	POL	33.356629	
29		Mika SAITO	JPN	33.800192	
30		Ka Ki LAI	HKG	40.100523	
31		Karina LIMORA	LAT	43.540139	

Timing and Results provided by  TISSOT





Duathlon





15	Duathlon	1275
15.1	Table of Contents	1276
15.2	Competition Schedule	1278
15.3	Number of Entries by Country	1279
15.4	Entry List by Country	1280
15.5	Medallists by Event	1283
15.6	Medal Standings	1284
15.7	Men's Individual	1285
15.7.1	Medallists	1286
15.7.2	Final	1287
15.7.2.1	Start List	1287
15.7.2.2	Results	1288
15.7.2.3	Race Analysis	1291
15.8	Women's Individual	1298
15.8.1	Medallists	1299
15.8.2	Final	1300
15.8.2.1	Start List	1300
15.8.2.2	Results	1301
15.8.2.3	Race Analysis	1303
15.9	Mixed Team Relay	1308
15.9.1	Medallists	1309
15.9.2	Final	1310
15.9.2.1	Start List	1310
15.9.2.2	Results	1312
15.9.2.3	Race Analysis (Relay)	1314




Competition Schedule

As of SAT 16 JUL 2022

Date	Start Time	Estimated Finish Time	Event
SAT 16 JUL	8:00	12:00	Women's Individual Final
	17:00	19:00	Men's Individual Final
SUN 17 JUL	13:00	14:25	Mixed Team Relay Final

Note:

Please check online for more details and the latest updates.

Timing and Results provided by  TISSOT

DUA-----_C08 1

Report Created SAT 16 JUL 2022 5:51

Page 1 / 1





Number of Entries by Country

As of SUN 17 JUL 2022

Country	Individual Events			Mixed Teams
	Men	Women	Total	
AUS - Australia	2	1	3	1
AUT - Austria		1	1	
BEL - Belgium	3	3	6	2
BRN - Bahrain	1		1	
COL - Colombia	3		3	
FRA - France	3	2	5	2
GER - Germany		1	1	
JOR - Jordan		1	1	
JPN - Japan	1	1	2	1
MAR - Morocco	1		1	
MEX - Mexico	2	2	4	2
NED - Netherlands	2	3	5	2
PHI - Philippines	1	1	2	1
ROU - Romania		2	2	
RSA - South Africa	2	1	3	1
SUI - Switzerland	3		3	
SVK - Slovakia		1	1	
UAE - United Arab Emirates	2		2	
URU - Uruguay	1		1	
USA - United States of America	2	2	4	1
VEN - Venezuela	1	2	3	
Total:	30	24	54	13
Number of Countries:	16	15	21	9






Entry List by Country

As of SAT 16 JUL 2022

Country	Gender	Date of Birth	Height m / ft in
AUS - Australia			
Aleisha WESLEY	Female	27 MAY 1999	- / -
Sam MILEHAM	Male	30 OCT 1998	- / -
Matt SMITH	Male	27 JUL 1996	- / -
AUT - Austria			
Sandrina ILLES	Female	22 SEP 1986	- / -
BEL - Belgium			
Lotte CLAES	Female	5 MAY 1993	- / -
Lotte CLAES	Female	5 MAY 1993	- / -
Maurine RICOUR	Female	27 SEP 1991	- / -
Maurine RICOUR	Female	27 SEP 1991	- / -
Laura SWANNET	Female	25 AUG 1999	- / -
Laura SWANNET	Female	25 AUG 1999	- / -
Vincent BIERINCKX	Male	25 APR 1990	- / -
Vincent BIERINCKX	Male	25 APR 1990	- / -
Arnaud DELY	Male	22 JAN 1997	- / -
Arnaud DELY	Male	22 JAN 1997	- / -
Angelo VANDECASTEELE	Male	13 MAY 1990	- / -
Angelo VANDECASTEELE	Male	13 MAY 1990	- / -
BRN - Bahrain			
Moussa KARICH	Male	3 SEP 1990	- / -
COL - Colombia			
David Alberto GUETE QUINTERO	Male	13 JUL 1991	- / -
Brian Esteban MOYA MANRIQUE	Male	12 JUN 1993	- / -
Carlos Javier QUINCHARA FORERO	Male	27 JUN 1988	- / -
FRA - France			
Garance BLAUT	Female	2 AUG 1991	- / -
Marion LEGRAND	Female	5 MAY 1992	- / -
Benjamin CHOQUERT	Male	17 APR 1986	- / -
Nathan GUERBEUR	Male	14 MAR 1996	- / -
Maxime HUEBER-MOOSBRUGGER	Male	29 APR 1996	- / -
GER - Germany			
Merle BRUNNEE	Female	20 AUG 1994	- / -
JOR - Jordan			
Karina OTHMAN	Female	9 NOV 1998	- / -
JPN - Japan			
Ai UEDA	Female	26 OCT 1983	- / -
Fumiya TANAKA	Male	16 JUL 1991	- / -
MAR - Morocco			
Nabil KOUZKOUZ	Male	10 SEP 1998	- / -

Timing and Results provided by  TISSOT





Entry List by Country

As of SAT 16 JUL 2022

Country	Gender	Date of Birth	Height m / ft in
MEX - Mexico			
Jazmin AGUILAR	Female	19 NOV 1987	- / -
Luisa BACA	Female	2 DEC 2001	- / -
Isaac VALENCIA	Male	29 JAN 1992	- / -
Victor ZAMBRANO	Male	16 NOV 1999	- / -
NED - Netherlands			
Diede DIEDERIKS	Female	19 MAR 1991	- / -
Karin NIEUWENHUIJSEN	Female	2 JAN 1987	- / -
Ann SCHOOT UITERKAMP	Female	12 JUN 1985	- / -
Thomas CREMERS	Male	17 NOV 1998	- / -
Daan de GROOT	Male	11 NOV 1991	- / -
Joey van 'T VERLAAT	Male	2 AUG 1999	- / -
PHI - Philippines			
Kim MANGROBANG	Female	4 SEP 1991	- / -
Fer CASARES	Male	1 JUN 1996	- / -
ROU - Romania			
Gal DIANA	Female	13 JUL 1982	- / -
Antoanela MANAC	Female	14 OCT 1995	- / -
RSA - South Africa			
Natalie Ann STERK	Female	11 SEP 1990	- / -
Jonathan BENJAMIN	Male	21 SEP 1996	- / -
Dylan KRUGER	Male	13 AUG 1997	- / -
SUI - Switzerland			
Andrea Jonathan ALAGONA	Male	24 JUL 2001	- / -
Valentin GUTKNECHT	Male	8 JAN 1998	- / -
Michael OTT	Male	22 MAR 1982	- / -
SVK - Slovakia			
Nikola CORBOVA	Female	8 DEC 1990	- / -
UAE - United Arab Emirates			
Faris ALZAABI	Male	23 JUL 1992	- / -
Saud ALZAABI	Male	7 AUG 1988	- / -
URU - Uruguay			
Franco FORESTIER	Male	28 APR 1987	- / -
USA - United States of America			
Kari GILES	Female	2 NOV 1982	- / -
Deanna NEWMAN	Female	7 AUG 1970	- / -
Alex ARMAN	Male	17 JUL 1988	- / -
Albert HARRISON	Male	10 MAY 1988	- / -

Timing and Results provided by  TISSOT




Entry List by Country

As of SAT 16 JUL 2022

Country	Gender	Date of Birth	Height m / ft in
VEN - Venezuela			
Edymar BREA ABREU	Female	3 MAR 1997	- / -
Joselyn BREA ABREU	Female	12 AUG 1994	- / -
Ibarra GREGORI	Male	16 NOV 1993	- / -

Legend:
- Information not available

Timing and Results provided by  TISSOT

DUA-----_C32A 1

Report Created SAT 16 JUL 2022 6:12

Page 3 / 3






Medallists by Event

As of SUN 17 JUL 2022 At 14:33

Event	Date	Medal	Name	Country Code	Gender
Women's Individual	SAT 16 JUL	GOLD	Maurine RICOUR	BEL	
		SILVER	Ai UEDA	JPN	
		BRONZE	Joselyn BREA ABREU	VEN	
Men's Individual	SAT 16 JUL	GOLD	Maxime HUEBER-MOOSBRUGGER	FRA	
		SILVER	Benjamin CHOQUERT	FRA	
		BRONZE	Victor ZAMBRANO	MEX	
Mixed Team Relay	SUN 17 JUL	GOLD	Maxime HUEBER-MOOSBRUGGER Marion LEGRAND	FRA	Male Female
		SILVER	Arnaud DELY Maurine RICOUR	BEL	Male Female
		BRONZE	Nathan GUERBEUR Garance BLAUT	FRA	Male Female

Timing and Results provided by  TISSOT

DUA-----_C93 3

Report Created SUN 17 JUL 2022 14:33

Page 1 / 1





Medal Standings

As of SUN 17 JUL 2022 At 14:33

Rank	Country	Women				Men				Mixed				Total				Rank by Total
		G	S	B	Tot.	G	S	B	Tot.	G	S	B	Tot.	G	S	B	Tot.	
1	FRA - France					1	1		2	1			2	2	1	1	4	1
2	BEL - Belgium	1			1						1		1	1	1		2	2
3	JPN - Japan		1		1										1		1	=3
4	MEX - Mexico							1	1							1	1	=3
4	VEN - Venezuela			1	1											1	1	=3
Total:		1	1	1	3	1	1	1	3	1	1	1	3	3	3	3	9	


Note:

Rank by Total is calculated by the total number of gold, silver and bronze medals.

Legend:

= Equal sign indicates that two or more Countries share the same rank by total

G Gold **S** Silver **B** Bronze **Tot.** Total

Timing and Results provided by  TISSOT

DUA-----_C95 3

Report Created SUN 17 JUL 2022 14:33

Page 1 / 1





Duathlon

Men's Individual





Medallists

Medal	Name	Country
GOLD	Maxime HUEBER-MOOSBRUGGER	FRA - France
SILVER	Benjamin CHOQUERT	FRA - France
BRONZE	Victor ZAMBRANO	MEX - Mexico



Start List

Race Number	Name	Country Code	Date of Birth	Run 1	Bike	Run 2
1	Angelo VANDECASTEELE	BEL	13 MAY 1990			
3	Arnaud DELY	BEL	22 JAN 1997			
4	Benjamin CHOQUERT	FRA	17 APR 1986			
5	HUEBER-MOOSBRUGGER	FRA	29 APR 1996			
6	Nathan GUERBEUR	FRA	14 MAR 1996			
7	Vincent BIERINCKX	BEL	25 APR 1990			
8	Michael OTT	SUI	22 MAR 1982			
9	Thomas CREMERS	NED	17 NOV 1998			
10	Isaac VALENCIA	MEX	29 JAN 1992			
11	Dylan KRUGER	RSA	13 AUG 1997			
12	Brian Esteban MOYA MANRIQUE	COL	12 JUN 1993			
14	Jonathan BENJAMIN	RSA	21 SEP 1996			
15	Moussa KARICH	BRN	3 SEP 1990			
16	David Alberto GUETE QUINTERO	COL	13 JUL 1991			
17	Fer CASARES	PHI	1 JUN 1996			
18	Ibarra GREGORI	VEN	16 NOV 1993			
19	QUINCHARA FORERO	COL	27 JUN 1988			
20	Saud ALZAABI	UAE	7 AUG 1988			
21	Faris ALZAABI	UAE	23 JUL 1992			
23	Franco FORESTIER	URU	28 APR 1987			
24	Victor ZAMBRANO	MEX	16 NOV 1999			
25	Fumiya TANAKA	JPN	16 JUL 1991			
26	Joey van 'T VERLAAT	NED	2 AUG 1999			
27	Andrea Jonathan ALAGONA	SUI	24 JUL 2001			
28	Alex ARMAN	USA	17 JUL 1988			
29	Albert HARRISON	USA	10 MAY 1988			
30	Matt SMITH	AUS	27 JUL 1996			
31	Valentin GUTKNECHT	SUI	8 JAN 1998			
32	Nabil KOUZKOUZ	MAR	10 SEP 1998			
33	Sam MILEHAM	AUS	30 OCT 1998			


Entries / Countries	Course information		
	Run 1 (10.0km)	Bike (40.0km)	Run 2 (5.0km)
30/16	4 Laps of 2.5km	6 Laps of 6.65km	2 Laps of 2.5km





Results

Rank	Race No.	Name	Country Code	Run 1 (10.0km) 4 Laps		T1		Bike (40.0km) 6 Laps		T2		Run 2 (5.0km) 2 Laps		Total Time	Time Diff.
				Time	Rk	Time	Rk	Time	Rk	Time	Rk	Time	Rk		
1	5	HUEBER-MOOSBRUGGER	FRA	30:36	5	30:51 0:15	3 =1	1:31:38 1:00:47	1 2	1:31:58 0:20	1 3	15:59	2	1:47:57	
2	4	Benjamin CHOQUERT	FRA	30:27	2	30:46 0:19	2 =11	1:32:15 1:01:29	5 6	1:32:32 0:17	4 1	15:48	1	1:48:20	+0:23
3	24	Victor ZAMBRANO	MEX	30:23	1	30:41 0:18	1 =7	1:32:19 1:01:38	7 7	1:32:47 0:28	7 22	16:09	3	1:48:56	+0:59
4	1	A. VANDECASTEELE	BEL	30:48	8	31:03 0:15	8 =1	1:32:14 1:01:11	4 4	1:32:33 0:19	5 2	16:31	4	1:49:04	+1:07
5	3	Arnaud DELY	BEL	30:36	4	30:53 0:17	5 =3	1:32:16 1:01:23	6 5	1:32:42 0:26	6 =18	16:50	5	1:49:32	+1:35
6	7	Vincent BIERINCKX	BEL	30:35	3	30:52 0:17	4 =3	1:31:56 1:01:04	3 3	1:32:26 0:30	3 24	17:46	8	1:50:12	+2:15
7	6	Nathan GUERBEUR	FRA	30:36	6	30:57 0:21	7 =19	1:31:39 1:00:42	2 1	1:32:00 0:21	2 =4	18:45	14	1:50:45	+2:48
8	33	Sam MILEHAM	AUS	31:21	9	31:41 0:20	9 =13	1:34:16 1:02:35	8 15	1:34:37 0:21	8 =4	17:43	7	1:52:20	+4:23
9	8	Michael OTT	SUI	31:54	14	32:14 0:20	14 =13	1:34:17 1:02:03	10 9	1:34:39 0:22	10 =7	17:49	10	1:52:28	+4:31
10	10	Isaac VALENCIA	MEX	31:51	13	32:13 0:22	13 =22	1:34:18 1:02:05	11 10	1:34:42 0:24	12 =13	17:52	11	1:52:34	+4:37
11	25	Fumiya TANAKA	JPN	31:50	12	32:09 0:19	12 =11	1:34:19 1:02:10	12 11	1:34:40 0:21	11 =4	18:15	12	1:52:55	+4:58
12	30	Matt SMITH	AUS	31:44	11	32:08 0:24	11 =25	1:34:20 1:02:12	14 12	1:34:46 0:26	14 =18	18:35	13	1:53:21	+5:24
13	32	Nabil KOUZKOUZ	MAR	31:34	10	31:51 0:17	10 =3	1:34:16 1:02:25	9 =13	1:34:39 0:23	9 =10	18:49	16	1:53:28	+5:31
14	17	Fer CASARES	PHI	33:01	21	33:21 0:20	19 =13	1:36:01 1:02:40	16 =16	1:36:24 0:23	16 =10	17:33	6	1:53:57	+6:00


Timing and Results provided by 





Results

Rank	Race No.	Name	Country Code	Run 1 (10.0km) 4 Laps		T1		Bike (40.0km) 6 Laps		T2		Run 2 (5.0km) 2 Laps		Total Time	Time Diff.
				Time	Rk	Time	Rk	Time	Rk	Time	Rk	Time	Rk		
15	9	Thomas CREMERS	NED	33:01	18	33:22	20	1:36:02	17	1:36:27	17	18:54	17	1:55:21	+7:24
						0:21	=19	1:02:40	=16	0:25	=15				
16	23	Franco FORESTIER	URU	32:15	16	32:40	16	1:37:30	23	1:37:55	22	17:48	9	1:55:43	+7:46
						0:25	29	1:04:50	24	0:25	=15				
17	12	B.E. MOYA MANRIQUE	COL	32:06	15	32:23	15	1:34:19	13	1:34:44	13	21:17	23	1:56:01	+8:04
						0:17	=3	1:01:56	8	0:25	=15				
18	26	Joey van 'T VERLAAT	NED	33:15	22	33:35	22	1:36:00	15	1:36:22	15	20:07	22	1:56:29	+8:32
						0:20	=13	1:02:25	=13	0:22	=7				
19	11	Dylan KRUGER	RSA	33:27	23	33:51	24	1:37:09	19	1:37:35	19	19:02	18	1:56:37	+8:40
						0:24	=25	1:03:18	20	0:26	=18				
20	29	Albert HARRISON	USA	33:59	26	34:23	26	1:37:29	21	1:37:58	23	19:27	19	1:57:25	+9:28
						0:24	=25	1:03:06	19	0:29	23				
21	20	Saud ALZAABI	UAE	33:29	24	33:50	23	1:37:30	22	1:37:54	21	19:39	20	1:57:33	+9:36 1P
						0:21	=19	1:03:40	21	0:24	=13				
22	14	Jonathan BENJAMIN	RSA	33:01	20	33:19	17	1:37:29	20	1:37:51	20	20:05	21	1:57:56	+9:59
						0:18	=7	1:04:10	22	0:22	=7				
23	19	QUINCHARA FORERO	COL	33:01	19	33:23	21	1:36:24	18	1:36:50	18	25:23	25	2:02:13	+14:16
						0:22	=22	1:03:01	18	0:26	=18				
24	18	Ibarra GREGORI	VEN	33:00	17	33:20	18	1:42:29	26	1:43:33	26	18:47	15	2:02:20	+14:23
						0:20	=13	1:09:09	26	1:04	26				
25	28	Alex ARMAN	USA	35:52	29	36:10	29	1:41:29	25	1:41:52	25	24:07	24	2:05:59	+18:02
						0:18	=7	1:05:19	25	0:23	=10				
26	31	Valentin GUTKNECHT	SUI	35:38	28	36:01	28	1:40:49	24	1:41:21	24	27:35	26	2:08:56	+20:59
						0:23	24	1:04:48	23	0:32	25				
	15	Moussa KARICH	BRN	30:36	7	30:54	6							DNF	
						0:18	=7								
	21	Faris ALZAABI	UAE	35:30	27	35:50	27							DNF	
						0:20	=13								

 Timing and Results provided by 




Results

Rank	Race No.	Name	Country Code	Run 1 (10.0km) 4 Laps		T1	Bike (40.0km) 6 Laps		T2	Run 2 (5.0km) 2 Laps		Total Time	Time Diff.
				Time	Rk	Time	Rk	Time	Rk	Time	Rk		
	16	GUETE QUINTERO	COL	33:30	25	33:54	25					LAP	1P
						0:24	=25						
	27	A.J. ALAGONA	SUI									DNS	

Participants							Wetsuit Allowed
Entries / Countries	Finished	LAP	DNF	DSQ	DNS	DQB	
30/16	26	1	2	0	1	0	No

Legend:			
=	Equal sign indicates that two or more athletes share the same secondary rank	Diff.	Difference
DNF	Did Not Finish	DNS	Did Not Start
DSQ	Disqualified	LAP	Lapped
T	Transition	xP	x Penalties
DQB	Disqualified for unsportsmanlike behaviour	No.	Number
		Rk	Rank

Timing and Results provided by  TISSOT





Race Analysis

Rk	Name	Country	Lap	Run 1 (10.0km)			Bike (40.0km)				Run 2 (5.0km)				
				Split	Rk	Time	Rk	Split	Rk	Time	Rk	Split	Rk	Total Time/ Time Diff.	Rk
1	Maxime HUEBER-MOOSBRUGGER	FRA	Lap 1	7:04	3	7:04	3	10:09	6	41:00	5	7:29	2	1:39:27	1
			Lap 2	7:42	=3	14:46	4	9:52	=2	50:52	3	8:30	2		
			Lap 3	7:55	=3	22:41	3	10:34	=16	1:01:26	2				
			Lap 4	7:55	=3			10:08	=2	1:11:34	1				
			Lap 5					10:07	=2	1:21:41	2				
			Lap 6					9:57	1						
			Total			30:36	5	1:00:47	2	1:31:38	1	15:59	2		
Trans.	0:15	=1	30:51	3	0:20	3	1:31:58	1							
2	Benjamin CHOQUERT	FRA	Lap 1	7:04	1	7:04	1	10:13	8	40:59	1	7:20	1	1:39:52	2
			Lap 2	7:39	2	14:43	2	9:54	7	50:53	6	8:28	1		
			Lap 3	7:49	2	22:32	2	10:33	15	1:01:26	1				
			Lap 4	7:55	=3			10:09	=7	1:11:35	5				
			Lap 5					10:16	=5	1:21:51	6				
			Lap 6					10:24	4						
			Total			30:27	2	1:01:29	6	1:32:15	5	15:48	1		
Trans.	0:19	=11	30:46	2	0:17	1	1:32:32	4			+0:23				
3	Victor ZAMBRANO	MEX	Lap 1	7:04	8	7:04	8	10:20	10	41:01	8	7:37	3	1:40:24	4
			Lap 2	7:38	1	14:42	1	9:52	=2	50:53	7	8:32	3		
			Lap 3	7:46	1	22:28	1	10:34	=16	1:01:27	6				
			Lap 4	7:55	=3			10:08	=2	1:11:35	6				
			Lap 5					10:16	=5	1:21:51	5				
			Lap 6					10:28	=9						
			Total			30:23	1	1:01:38	7	1:32:19	7	16:09	3		
Trans.	0:18	=7	30:41	1	0:28	22	1:32:47	7			+0:59				
4	Angelo VANDECASTEELE	BEL	Lap 1	7:05	10	7:05	10	9:57	1	41:00	3	7:50	4	1:40:23	3
			Lap 2	7:49	9	14:54	9	9:51	1	50:51	1	8:41	5		
			Lap 3	7:58	8	22:52	8	10:37	=21	1:01:28	7				
			Lap 4	7:56	8			10:08	=2	1:11:36	7				
			Lap 5					10:13	4	1:21:49	4				
			Lap 6					10:25	=5						
			Total			30:48	8	1:01:11	4	1:32:14	4	16:31	4		
Trans.	0:15	=1	31:03	8	0:19	2	1:32:33	5			+1:07				
5	Arnaud DELY	BEL	Lap 1	7:04	4	7:04	4	10:07	=3	41:00	6	8:11	6	1:40:53	5
			Lap 2	7:42	=3	14:46	5	9:53	6	50:53	5	8:39	4		
			Lap 3	7:55	=3	22:41	6	10:34	=16	1:01:27	3				
			Lap 4	7:55	=3			10:07	1	1:11:34	2				
			Lap 5					10:17	7	1:21:51	7				
			Lap 6					10:25	=5						
			Total			30:36	4	1:01:23	5	1:32:16	6	16:50	5		
Trans.	0:17	=3	30:53	5	0:26	=18	1:32:42	6			+1:35				



Race Analysis

Rk	Name	Country	Lap	Run 1 (10.0km)				Bike (40.0km)				Run 2 (5.0km)				
				Split	Rk	Time	Rk	Split	Rk	Time	Rk	Split	Rk	Total Time/ Time Diff.	Rk	
6	Vincent BIERINCKX	BEL	Lap 1	7:04	6	7:04	6	10:08	5	41:00	4	8:29	=9	1:40:55	6	
			Lap 2	7:42	=3	14:46	3	9:52	=2	50:52	4	9:17	8			
			Lap 3	7:55	=3	22:41	4	10:35	19	1:01:27	4					
			Lap 4	7:54	=1			10:08	=2	1:11:35	3					
			Lap 5					10:07	=2	1:21:42	3					
			Lap 6					10:14	3							
			Total			30:35	3	1:01:04	3	1:31:56	3	17:46	8			1:50:12
			Trans.	0:17	=3	30:52	4	0:30	24	1:32:26	3					+2:15
7	Nathan GUERBEUR	FRA	Lap 1	7:04	2	7:04	2	10:02	2	40:59	2	9:03	17	1:41:03	7	
			Lap 2	7:42	=3	14:46	6	9:52	=2	50:51	2	9:42	13			
			Lap 3	7:55	=3	22:41	5	10:36	20	1:01:27	5					
			Lap 4	7:55	=3			10:08	=2	1:11:35	4					
			Lap 5					9:57	1	1:21:32	1					
			Lap 6					10:07	2							
			Total			30:36	6	1:00:42	1	1:31:39	2	18:45	14			1:50:45
			Trans.	0:21	=19	30:57	7	0:21	=4	1:32:00	2					+2:48
8	Sam MILEHAM	AUS	Lap 1	7:04	5	7:04	5	10:58	23	42:39	11	8:07	5	1:42:44	8	
			Lap 2	7:46	8	14:50	8	10:19	=15	52:58	10	9:36	=11			
			Lap 3	8:05	9	22:55	9	10:10	=1	1:03:08	8					
			Lap 4	8:26	14			10:17	15	1:13:25	13					
			Lap 5					10:25	=9	1:23:50	13					
			Lap 6					10:26	7							
			Total			31:21	9	1:02:35	15	1:34:16	8	17:43	7			1:52:20
			Trans.	0:20	=13	31:41	9	0:21	=4	1:34:37	8					+4:23
9	Michael OTT	SUI	Lap 1	7:04	9	7:04	9	10:25	14	42:39	10	8:33	11	1:43:12	10	
			Lap 2	7:52	10	14:56	10	10:20	=17	52:59	14	9:16	7			
			Lap 3	8:25	16	23:21	11	10:10	=1	1:03:09	13					
			Lap 4	8:33	15			10:15	=9	1:13:24	9					
			Lap 5					10:25	=9	1:23:49	8					
			Lap 6					10:28	=9							
			Total			31:54	14	1:02:03	9	1:34:17	10	17:49	10			1:52:28
			Trans.	0:20	=13	32:14	14	0:22	=7	1:34:39	10					+4:31
10	Isaac VALENCIA	MEX	Lap 1	7:09	12	7:09	12	10:27	16	42:40	15	8:25	8	1:43:07	9	
			Lap 2	8:02	14	15:11	12	10:19	=15	52:59	15	9:27	10			
			Lap 3	8:17	15	23:28	13	10:11	=4	1:03:10	14					
			Lap 4	8:23	13			10:15	=9	1:13:25	14					
			Lap 5					10:25	=9	1:23:50	14					
			Lap 6					10:28	=9							
			Total			31:51	13	1:02:05	10	1:34:18	11	17:52	11			1:52:34
			Trans.	0:22	=22	32:13	13	0:24	=13	1:34:42	12					+4:37





Race Analysis

Rk	Name	Country	Lap	Run 1 (10.0km)				Bike (40.0km)				Run 2 (5.0km)				
				Split	Rk	Time	Rk	Split	Rk	Time	Rk	Split	Rk	Total Time/ Time Diff.	Rk	
11	Fumiya TANAKA	JPN	Lap 1	7:14	18	7:14	18	10:31	17	42:40	14	8:39	12	1:43:19	11	
			Lap 2	7:58	11	15:12	15	10:18	=12	52:58	11	9:36	=11			
			Lap 3	8:16	=13	23:28	14	10:11	=4	1:03:09	11					
			Lap 4	8:22	=11			10:15	=9	1:13:24	8					
			Lap 5					10:26	14	1:23:50	11					
			Lap 6					10:29	=12							
			Total			31:50	12	1:02:10	11	1:34:19	12	18:15	12			1:52:55
			Trans.	0:19	=11	32:09	12	0:21	=4	1:34:40	11					+4:58
12	Matt SMITH	AUS	Lap 1	7:12	17	7:12	17	10:32	18	42:40	12	8:42	13	1:43:28	12	
			Lap 2	8:00	=12	15:12	14	10:18	=12	52:58	12	9:53	18			
			Lap 3	8:10	=10	23:22	12	10:11	=4	1:03:09	10					
			Lap 4	8:22	=11			10:15	=9	1:13:24	10					
			Lap 5					10:25	=9	1:23:49	10					
			Lap 6					10:31	=14							
			Total			31:44	11	1:02:12	12	1:34:20	14	18:35	13			1:53:21
			Trans.	0:24	=25	32:08	11	0:26	=18	1:34:46	14					+5:24
13	Nabil KOUZKOUZ	MAR	Lap 1	7:09	14	7:09	14	10:48	21	42:39	9	8:58	=15	1:43:37	13	
			Lap 2	8:00	=12	15:09	11	10:20	=17	52:59	13	9:51	17			
			Lap 3	8:10	=10	23:19	10	10:10	=1	1:03:09	9					
			Lap 4	8:15	9			10:16	=13	1:13:25	11					
			Lap 5					10:24	8	1:23:49	9					
			Lap 6					10:27	8							
			Total			31:34	10	1:02:25	=13	1:34:16	9	18:49	16			1:53:28
			Trans.	0:17	=3	31:51	10	0:23	=10	1:34:39	9					+5:31
14	Fer CASARES	PHI	Lap 1	7:21	21	7:21	21	10:22	=12	43:43	17	8:18	7	1:44:42	14	
			Lap 2	8:19	=20	15:40	18	10:10	10	53:53	16	9:15	6			
			Lap 3	8:37	21	24:17	19	10:21	=13	1:04:14	16					
			Lap 4	8:44	21			10:42	=21	1:14:56	16					
			Lap 5					10:33	=16	1:25:29	15					
			Lap 6					10:32	16							
			Total			33:01	21	1:02:40	=16	1:36:01	16	17:33	6			1:53:57
			Trans.	0:20	=13	33:21	19	0:23	=10	1:36:24	16					+6:00
15	Thomas CREMERS	NED	Lap 1	7:19	20	7:19	20	10:21	11	43:43	16	9:06	18	1:45:33	15	
			Lap 2	8:19	=20	15:38	17	10:11	11	53:54	19	9:48	14			
			Lap 3	8:40	22	24:18	20	10:20	=10	1:04:14	18					
			Lap 4	8:43	=19			10:42	=21	1:14:56	15					
			Lap 5					10:33	=16	1:25:29	17					
			Lap 6					10:33	17							
			Total			33:01	18	1:02:40	=16	1:36:02	17	18:54	17			1:55:21
			Trans.	0:21	=19	33:22	20	0:25	=15	1:36:27	17					+7:24





Race Analysis


Rk	Name	Country	Lap	Run 1 (10.0km)				Bike (40.0km)				Run 2 (5.0km)			
				Split	Rk	Time	Rk	Split	Rk	Time	Rk	Split	Rk	Total Time/ Time Diff.	Rk
16	Franco FORESTIER	URU	Lap 1	7:36	25	7:36	25	11:18	26	43:58	21	8:29	=9	1:46:24	18
			Lap 2	8:08	16	15:44	22	10:52	27	54:50	21	9:19	9		
			Lap 3	8:12	12	23:56	16	10:43	24	1:05:33	21				
			Lap 4	8:19	10			10:37	=18	1:16:10	23				
			Lap 5					10:33	=16	1:26:43	22				
			Lap 6					10:47	=21						
			Total			32:15	16	1:04:50	24	1:37:30	23	17:48	9	1:55:43	
			Trans.	0:25	29	32:40	16	0:25	=15	1:37:55	22			+7:46	
17	Brian Esteban MOYA MANRIQUE	COL	Lap 1	7:09	13	7:09	13	10:17	9	42:40	13	10:50	23	1:45:34	16
			Lap 2	8:03	15	15:12	13	10:18	=12	52:58	9	10:27	21		
			Lap 3	8:16	=13	23:28	15	10:11	=4	1:03:09	12				
			Lap 4	8:38	16			10:16	=13	1:13:25	12				
			Lap 5					10:25	=9	1:23:50	12				
			Lap 6					10:29	=12						
			Total			32:06	15	1:01:56	8	1:34:19	13	21:17	23	1:56:01	
			Trans.	0:17	=3	32:23	15	0:25	=15	1:34:44	13			+8:04	
18	Joey van 'T VERLAAT	NED	Lap 1	7:36	26	7:36	26	10:10	7	43:45	18	9:55	22	1:46:17	17
			Lap 2	8:26	23	16:02	25	10:08	8	53:53	17	10:12	19		
			Lap 3	8:34	19	24:36	24	10:21	=13	1:04:14	19				
			Lap 4	8:39	17			10:42	=21	1:14:56	18				
			Lap 5					10:33	=16	1:25:29	18				
			Lap 6					10:31	=14						
			Total			33:15	22	1:02:25	=13	1:36:00	15	20:07	22	1:56:29	
			Trans.	0:20	=13	33:35	22	0:22	=7	1:36:22	15			+8:32	
19	Dylan KRUGER	RSA	Lap 1	7:11	16	7:11	16	11:19	27	45:10	25	9:12	19	1:46:47	20
			Lap 2	8:32	26	15:43	21	10:22	=19	55:32	24	9:50	16		
			Lap 3	8:45	23	24:28	23	10:19	=8	1:05:51	22				
			Lap 4	8:59	24			10:09	=7	1:16:00	19				
			Lap 5					10:28	15	1:26:28	19				
			Lap 6					10:41	18						
			Total			33:27	23	1:03:18	20	1:37:09	19	19:02	18	1:56:37	
			Trans.	0:24	=25	33:51	24	0:26	=18	1:37:35	19			+8:40	
20	Albert HARRISON	USA	Lap 1	7:45	27	7:45	27	10:47	20	45:10	24	9:14	20	1:47:12	21
			Lap 2	8:27	24	16:12	26	10:22	=19	55:32	23	10:13	20		
			Lap 3	8:47	24	24:59	26	10:19	=8	1:05:51	23				
			Lap 4	9:00	25			10:19	=16	1:16:10	20				
			Lap 5					10:33	=16	1:26:43	20				
			Lap 6					10:46	=19						
			Total			33:59	26	1:03:06	19	1:37:29	21	19:27	19	1:57:25	
			Trans.	0:24	=25	34:23	26	0:29	23	1:37:58	23			+9:28	





Race Analysis

Rk	Name	Country	Lap	Run 1 (10.0km)				Bike (40.0km)				Run 2 (5.0km)			
				Split	Rk	Time	Rk	Split	Rk	Time	Rk	Split	Rk	Total Time/ Time Diff.	Rk
21	Saud ALZAABI	UAE	Lap 1	7:10	15	7:10	15	11:10	25	45:00	22	8:49	14	1:46:43	19
			Lap 2	8:31	25	15:41	19	10:31	23	55:31	22	10:50	23		
			Lap 3	8:55	25	24:36	25	10:20	=10	1:05:51	24				
			Lap 4	8:53	23			10:19	=16	1:16:10	22				
			Lap 5					10:33	=16	1:26:43	23				
			Lap 6					10:47	=21						
			Total				33:29	24	1:03:40	21	1:37:30	22	19:39		
Trans.	0:21	=19	33:50	23	0:24	=13	1:37:54	21			+9:36				
22	Jonathan BENJAMIN	RSA	Lap 1	7:34	24	7:34	24	10:26	15	43:45	20	9:26	21	1:47:17	22
			Lap 2	8:18	19	15:52	24	11:00	28	54:45	20	10:39	22		
			Lap 3	8:29	17	24:21	21	10:48	25	1:05:33	20				
			Lap 4	8:40	18			10:37	=18	1:16:10	21				
			Lap 5					10:33	=16	1:26:43	21				
			Lap 6					10:46	=19						
			Total				33:01	20	1:04:10	22	1:37:29	20	20:05		
Trans.	0:18	=7	33:19	17	0:22	=7	1:37:51	20			+9:59				
23	Carlos Javier QUINCHARA FORERO	COL	Lap 1	7:16	19	7:16	19	10:22	=12	43:45	19	12:24	25	1:49:14	23
			Lap 2	8:25	22	15:41	20	10:09	9	53:54	18	12:59	26		
			Lap 3	8:35	20	24:16	17	10:20	=10	1:04:14	17				
			Lap 4	8:45	22			10:42	=21	1:14:56	17				
			Lap 5					10:33	=16	1:25:29	16				
			Lap 6					10:55	23						
			Total				33:01	19	1:03:01	18	1:36:24	18	25:23		
Trans.	0:22	=22	33:23	21	0:26	=18	1:36:50	18			+14:16				
24	Ibarra GREGORI	VEN	Lap 1	7:32	23	7:32	23	11:40	28	45:00	23	8:58	=15	1:52:31	24
			Lap 2	8:12	17	15:44	23	10:32	24	55:32	25	9:49	15		
			Lap 3	8:33	18	24:17	18	11:45	27	1:07:17	25				
			Lap 4	8:43	=19			11:54	26	1:19:11	25				
			Lap 5					11:07	26	1:30:18	26				
			Lap 6					12:11	26						
			Total				33:00	17	1:09:09	26	1:42:29	26	18:47		
Trans.	0:20	=13	33:20	18	1:04	26	1:43:33	26			+14:23				
25	Alex ARMAN	USA	Lap 1	7:57	29	7:57	29	10:55	22	47:05	28	11:54	24	1:53:46	25
			Lap 2	8:46	27	16:43	27	10:37	25	57:42	28	12:13	25		
			Lap 3	9:16	28	25:59	27	10:40	23	1:08:22	27				
			Lap 4	9:53	29			10:50	25	1:19:12	26				
			Lap 5					11:06	=24	1:30:18	25				
			Lap 6					11:11	24						
			Total				35:52	29	1:05:19	25	1:41:29	25	24:07		
Trans.	0:18	=7	36:10	29	0:23	=10	1:41:52	25			+18:02				

Timing and Results provided by  TISSOT






Race Analysis

Rk	Name	Country	Lap	Run 1 (10.0km)			Bike (40.0km)				Run 2 (5.0km)				
				Split	Rk	Time	Rk	Split	Rk	Time	Rk	Split	Rk	Total Time/ Time Diff.	Rk
26	Valentin GUTKNECHT	SUI	Lap 1	7:28	22	7:28	22	10:41	19	46:42	26	15:39	26	1:57:00	26
			Lap 2	10:07	29	17:35	29	10:26	21	57:08	26	11:56	24		
			Lap 3	8:58	26	26:33	29	10:37	=21	1:07:45	26				
			Lap 4	9:05	27			10:37	=18	1:18:22	24				
			Lap 5					11:06	=24	1:29:28	24				
			Lap 6					11:21	25						
			Total					35:38	28	1:04:48	23	1:40:49	24		
Trans.			0:23	24	36:01	28	0:32	25	1:41:21	24			+20:59		
	Moussa KARICH	BRN	Lap 1	7:04	7	7:04	7	10:07	=3	41:01	7				
			Lap 2	7:42	=3	14:46	7	10:27	22	51:28	8				
			Lap 3	7:56	7	22:42	7	11:43	26	1:03:11	15				
			Lap 4	7:54	=1										
			Lap 5												
			Lap 6												
			Total					30:36	7						
Trans.			0:18	=7	30:54	6									
	Faris ALZAABI	UAE	Lap 1	7:55	28	7:55	28	11:07	24	46:57	27				
			Lap 2	8:55	28	16:50	28	10:45	26	57:42	27				
			Lap 3	9:17	29	26:07	28								
			Lap 4	9:23	28										
			Lap 5												
			Lap 6												
			Total					35:30	27						
Trans.			0:20	=13	35:50	27									
	David Alberto GUETE QUINTERO	COL	Lap 1	7:06	11	7:06	11	13:39	29	47:33	29				
			Lap 2	8:16	18	15:22	16								
			Lap 3	9:05	27	24:27	22								
			Lap 4	9:03	26										
			Lap 5												
			Lap 6												
			Total					33:30	25						
Trans.			0:24	=25	33:54	25									
	Andrea Jonathan ALAGONA	SUI	Lap 1												
			Lap 2												
			Lap 3												
			Lap 4												
			Lap 5												
			Lap 6												
			Total												
Trans.															


Participants							Wetsuit Allowed
Entries / Countries	Finished	LAP	DNF	DSQ	DNS	DQB	
30/16	26	1	2	0	1	0	No

 Timing and Results provided by 




Race Analysis

Legend:			
=	Equal sign indicates that two or more athletes share the same secondary rank		
DNF	Did Not Finish	DNS	Did Not Start
DSQ	Disqualified	LAP	Lapped
xP	x Penalties	DQB	Disqualified for unsportsmanlike behaviour
		Rk	Rank
		Diff.	Difference
		Trans.	Transition

Timing and Results provided by  TISSOT





Duathlon

Women's Individual





Medallists


Medal	Name	Country
GOLD	Maurine RICOUR	BEL - Belgium
SILVER	Ai UEDA	JPN - Japan
BRONZE	Joselyn BREA ABREU	VEN - Venezuela



Start List

Race Number	Name	Country Code	Date of Birth	Run 1	Bike	Run 2
1	Joselyn BREA ABREU	VEN	12 AUG 1994			
2	Ai UEDA	JPN	26 OCT 1983			
3	Sandrina ILLES	AUT	22 SEP 1986			
4	Karin NIEUWENHUIJSEN	NED	2 JAN 1987			
5	Jazmin AGUILAR	MEX	19 NOV 1987			
6	Marion LEGRAND	FRA	5 MAY 1992			
7	Diede DIEDERIKS	NED	19 MAR 1991			
8	Garance BLAUT	FRA	2 AUG 1991			
9	Merle BRUNNEE	GER	20 AUG 1994			
10	Nikola CORBOVA	SVK	8 DEC 1990			
11	Maurine RICOUR	BEL	27 SEP 1991			
12	Kari GILES	USA	2 NOV 1982			
14	Aleisha WESLEY	AUS	27 MAY 1999			
15	Kim MANGROBANG	PHI	4 SEP 1991			
16	Gal DIANA	ROU	13 JUL 1982			
17	Karina OTHMAN	JOR	9 NOV 1998			
18	Luisa BACA	MEX	2 DEC 2001			
19	Edymar BREA ABREU	VEN	3 MAR 1997			
20	Laura SWANNET	BEL	25 AUG 1999			
21	Natalie Ann STERK	RSA	11 SEP 1990			
22	Lotte CLAES	BEL	5 MAY 1993			
23	Antoanela MANAC	ROU	14 OCT 1995			
24	Deanna NEWMAN	USA	7 AUG 1970			
25	Ann SCHOOT UITERKAMP	NED	12 JUN 1985			

Entries / Countries	Course information		
	Run 1 (10.0km)	Bike (40.0km)	Run 2 (5.0km)
24/15	4 Laps of 2.5km	6 Laps of 6.65km	2 Laps of 2.5km


Timing and Results provided by  TISSOT






Results

Rank	Race No.	Name	Country Code	Run 1 (10.0km) 4 Laps		T1		Bike (40.0km) 6 Laps		T2		Run 2 (5.0km) 2 Laps		Total Time	Time Diff.
				Time	Rk	Time	Rk	Time	Rk	Time	Rk	Time	Rk		
1	11	Maurine RICOUR	BEL	34:37	5	34:58	5	1:43:45	6	1:44:05	2	17:33	1	2:01:38	
						0:21	=7	1:08:47	13	0:20	=1				
2	2	Ai UEDA	JPN	34:36	2	34:53	1	1:43:44	2	1:44:07	5	17:51	2	2:01:58	+0:20
						0:17	1	1:08:51	16	0:23	=8				
3	1	Joselyn BREA ABREU	VEN	34:36	1	34:54	2	1:43:44	3	1:44:06	4	18:36	3	2:02:42	+1:04
						0:18	2	1:08:50	=14	0:22	=6				
4	6	Marion LEGRAND	FRA	34:36	4	34:55	4	1:43:45	4	1:44:06	3	18:52	4	2:02:58	+1:20
						0:19	=3	1:08:50	=14	0:21	=4				
5	3	Sandrina ILLES	AUT	34:37	6	34:59	6	1:43:45	5	1:44:13	6	19:36	5	2:03:49	+2:11
						0:22	=12	1:08:46	12	0:28	16				
6	19	Edymar BREA ABREU	VEN	34:36	3	34:55	3	1:42:34	1	1:42:58	1	22:10	8	2:05:08	+3:30
						0:19	=3	1:07:39	10	0:24	=11				
7	7	Diede DIEDERIKS	NED	37:19	8	37:41	8	1:46:05	7	1:46:25	7	20:37	7	2:07:02	+5:24
						0:22	=12	1:08:24	11	0:20	=1				
8	21	Natalie Ann STERK	RSA	36:23	7	36:49	7	1:50:37	8	1:51:06	8	20:10	6	2:11:16	+9:38
						0:26	18	1:13:48	20	0:29	17				
9	14	Aleisha WESLEY	AUS	40:30	10	40:52	10	1:53:42	9	1:54:05	9	24:55	9	2:19:00	+17:22
						0:22	=12	1:12:50	19	0:23	=8				
	17	Karina OTHMAN	JOR	40:11	9	40:39	9							DNF	
						0:28	=20								
	12	Kari GILES	USA	44:12	11	44:41	11							LAP	
						0:29	=22								
	16	Gal DIANA	ROU											LAP	
	4	K. NIEUWENHUIJSEN	NED											DSQ	
	5	Jazmin AGUILAR	MEX											DSQ	

Timing and Results provided by  TISSOT





Results

Rank	Race No.	Name	Country Code	Run 1 (10.0km) 4 Laps		Bike (40.0km) 6 Laps		Run 2 (5.0km) 2 Laps		Total Time	Time Diff.
				T1	T2	T1	T2	T1	T2		
				Time	Rk	Time	Rk	Time	Rk		
	8	Garance BLAUT	FRA								DSQ
	9	Merle BRUNNEE	GER								DSQ
	10	Nikola CORBOVA	SVK								DSQ
	15	Kim MANGROBANG	PHI								DSQ
	18	Luisa BACA	MEX								DSQ
	20	Laura SWANNET	BEL								DSQ
	22	Lotte CLAES	BEL								DSQ
	23	Antoanela MANAC	ROU								DSQ
	24	Deanna NEWMAN	USA								DSQ
	25	SCHOOT UITERKAMP	NED								DSQ

Participants							Wetsuit Allowed
Entries / Countries	Finished	LAP	DNF	DSQ	DNS	DQB	
24/15	9	2	1	12	0	0	No


Legend:							
=	Equal sign indicates that two or more athletes share the same secondary rank					Diff.	Difference
DNF	Did Not Finish	DNS	Did Not Start	DQB	Disqualified for unsportsmanlike behaviour		
DSQ	Disqualified	LAP	Lapped	No.	Number	Rk	Rank
T	Transition						

Timing and Results provided by 



Race Analysis

Rk	Name	Country	Lap	Run 1 (10.0km)			Bike (40.0km)				Run 2 (5.0km)			Total Time/ Time Diff.	Rk
				Split	Rk	Time	Rk	Split	Rk	Time	Rk	Split	Rk		
1	Maurine RICOUR	BEL	Lap 1	8:00	5	8:00	5	11:05	=3	46:03	2	8:20	=2	1:52:25	1
			Lap 2	8:48	=5	16:48	4	11:03	=13	57:06	1	9:13	1		
			Lap 3	8:55	=1	25:43	2	11:29	=8	1:08:35	2				
			Lap 4	8:54	=6			11:21	=6	1:19:56	4				
			Lap 5					11:43	=14	1:31:39	2				
			Lap 6					12:06	=15						
			Total			34:37	5	1:08:47	13	1:43:45	6	17:33	1	2:01:38	
Trans.	0:21	=7	34:58	5	0:20	=1	1:44:05	2							
2	Ai UEDA	JPN	Lap 1	8:00	2	8:00	2	11:10	=8	46:03	1	8:18	1	1:52:25	2
			Lap 2	8:47	=1	16:47	2	11:04	17	57:07	3	9:33	2		
			Lap 3	8:56	=7	25:43	1	11:29	=8	1:08:36	4				
			Lap 4	8:53	=1			11:20	5	1:19:56	2				
			Lap 5					11:43	=14	1:31:39	5				
			Lap 6					12:05	=12						
			Total			34:36	2	1:08:51	16	1:43:44	2	17:51	2	2:01:58	
Trans.	0:17	1	34:53	1	0:23	=8	1:44:07	5			+0:20				
3	Joselyn BREA ABREU	VEN	Lap 1	8:00	1	8:00	1	11:10	=8	46:04	4	8:20	=2	1:52:26	3
			Lap 2	8:47	=1	16:47	1	11:03	=13	57:07	4	10:16	4		
			Lap 3	8:56	=7	25:43	6	11:29	=8	1:08:36	6				
			Lap 4	8:53	=1			11:21	=6	1:19:57	5				
			Lap 5					11:42	13	1:31:39	4				
			Lap 6					12:05	=12						
			Total			34:36	1	1:08:50	=14	1:43:44	3	18:36	3	2:02:42	
Trans.	0:18	2	34:54	2	0:22	=6	1:44:06	4			+1:04				
4	Marion LEGRAND	FRA	Lap 1	8:01	6	8:01	6	11:09	=6	46:04	3	8:49	4	1:52:55	4
			Lap 2	8:47	=1	16:48	6	11:03	=13	57:07	2	10:03	3		
			Lap 3	8:55	=1	25:43	5	11:28	7	1:08:35	3				
			Lap 4	8:53	=1			11:21	=6	1:19:56	3				
			Lap 5					11:43	=14	1:31:39	3				
			Lap 6					12:06	=15						
			Total			34:36	4	1:08:50	=14	1:43:45	4	18:52	4	2:02:58	
Trans.	0:19	=3	34:55	4	0:21	=4	1:44:06	3			+1:20				
5	Sandrina ILLES	AUT	Lap 1	8:00	4	8:00	4	11:05	=3	46:04	6	9:02	5	1:53:15	5
			Lap 2	8:48	=5	16:48	5	11:03	=13	57:07	5	10:34	5		
			Lap 3	8:55	=1	25:43	4	11:29	=8	1:08:36	5				
			Lap 4	8:54	=6			11:21	=6	1:19:57	6				
			Lap 5					11:43	=14	1:31:40	6				
			Lap 6					12:05	=12						
			Total			34:37	6	1:08:46	12	1:43:45	5	19:36	5	2:03:49	
Trans.	0:22	=12	34:59	6	0:28	16	1:44:13	6			+2:11				


Timing and Results provided by  TISSOT





Race Analysis

Rk	Name	Country	Lap	Run 1 (10.0km)				Bike (40.0km)				Run 2 (5.0km)			
				Split	Rk	Time	Rk	Split	Rk	Time	Rk	Split	Rk	Total Time/ Time Diff.	Rk
6	Edymar BREA ABREU	VEN	Lap 1	8:00	3	8:00	3	11:09	=6	46:04	5	10:22	11	1:53:20	6
			Lap 2	8:48	=5	16:48	3	12:15	19	58:19	6	11:48	8		
			Lap 3	8:55	=1	25:43	3	9:05	1	1:07:24	1				
			Lap 4	8:53	=1			11:41	17	1:19:05	1				
			Lap 5					11:36	10	1:30:41	1				
			Lap 6					11:53	=6						
			Total			34:36	3	1:07:39	10	1:42:34	1	22:10	8	2:05:08	
			Trans.	0:19	=3	34:55	3	0:24	=11	1:42:58	1			+3:30	
7	Diede DIEDERIKS	NED	Lap 1	8:18	7	8:18	7	12:28	16	50:09	8	9:52	8	1:56:17	7
			Lap 2	9:25	15	17:43	8	11:17	18	1:01:26	8	10:45	7		
			Lap 3	9:47	15	27:30	8	10:59	2	1:12:25	7				
			Lap 4	9:49	15			11:13	=1	1:23:38	7				
			Lap 5					11:07	=2	1:34:45	7				
			Lap 6					11:20	=3						
			Total			37:19	8	1:08:24	11	1:46:05	7	20:37	7	2:07:02	
			Trans.	0:22	=12	37:41	8	0:20	=1	1:46:25	7			+5:24	
8	Natalie Ann STERK	RSA	Lap 1	8:29	8	8:29	8	11:44	13	48:33	7	9:27	6	2:00:33	8
			Lap 2	9:11	12	17:40	7	12:39	21	1:01:12	7	10:43	6		
			Lap 3	9:24	=13	27:04	7	11:59	21	1:13:11	8				
			Lap 4	9:19	=10			12:23	=19	1:25:34	8				
			Lap 5					12:15	=18	1:37:49	8				
			Lap 6					12:48	19						
			Total			36:23	7	1:13:48	20	1:50:37	8	20:10	6	2:11:16	
			Trans.	0:26	18	36:49	7	0:29	17	1:51:06	8			+9:38	
9	Aleisha WESLEY	AUS	Lap 1	8:37	9	8:37	9	11:21	10	52:13	9	12:01	14	2:06:06	9
			Lap 2	10:22	22	18:59	10	12:22	20	1:04:35	9	12:54	9		
			Lap 3	10:56	22	29:55	10	11:57	19	1:16:32	9				
			Lap 4	10:35	20			12:05	18	1:28:37	9				
			Lap 5					12:22	20	1:40:59	9				
			Lap 6					12:43	17						
			Total			40:30	10	1:12:50	19	1:53:42	9	24:55	9	2:19:00	
			Trans.	0:22	=12	40:52	10	0:23	=8	1:54:05	9			+17:22	
	Karina OTHMAN	JOR	Lap 1	8:45	10	8:45	10								
			Lap 2	9:54	19	18:39	9								
			Lap 3	10:36	20	29:15	9								
			Lap 4	10:56	22										
			Lap 5												
			Lap 6												
			Total			40:11	9							DNF	
			Trans.	0:28	=20	40:39	9								


Timing and Results provided by  TISSOT





Race Analysis

Rk	Name	Country	Lap	Run 1 (10.0km)				Bike (40.0km)				Run 2 (5.0km)				
				Split	Rk	Time	Rk	Split	Rk	Time	Rk	Split	Rk	Total Time/ Time Diff.	Rk	
Kari GILES	USA	Lap 1	9:27	11	9:27	11										
		Lap 2	11:14	23	20:41	11										
		Lap 3	11:31	23	32:12	11										
		Lap 4	12:00	23												
		Lap 5														
		Lap 6														
		Total					44:12	11								
Trans.		0:29	=22	44:41	11											
Gal DIANA	ROU	Lap 1	10:10	12	10:10	12										
		Lap 2	11:57	24	22:07	12										
		Lap 3	12:19	24	34:26	12										
		Lap 4														
		Lap 5														
		Lap 6														
		Total														
Trans.																
Karin NIEUWENHUIJSEN	NED	Lap 1														
		Lap 2														
		Lap 3														
		Lap 4														
		Lap 5														
		Lap 6														
		Total														
Trans.																
Jazmin AGUILAR	MEX	Lap 1														
		Lap 2														
		Lap 3														
		Lap 4														
		Lap 5														
		Lap 6														
		Total														
Trans.																
Garance BLAUT	FRA	Lap 1														
		Lap 2														
		Lap 3														
		Lap 4														
		Lap 5														
		Lap 6														
		Total														
Trans.																


Timing and Results provided by  TISSOT






Race Analysis

Rk	Name	Country	Lap	Run 1 (10.0km)			Bike (40.0km)			Run 2 (5.0km)					
				Split	Rk	Time	Rk	Split	Rk	Time	Rk	Split	Rk	Total Time/ Time Diff.	Rk
	Merle BRUNNEE	GER	Lap 1												
			Lap 2												
			Lap 3												
			Lap 4												
			Lap 5												
			Lap 6												
			Total												
			Trans.												DSQ
	Nikola CORBOVA	SVK	Lap 1												
			Lap 2												
			Lap 3												
			Lap 4												
			Lap 5												
			Lap 6												
			Total												
			Trans.												DSQ
	Kim MANGROBANG	PHI	Lap 1												
			Lap 2												
			Lap 3												
			Lap 4												
			Lap 5												
			Lap 6												
			Total												
			Trans.												DSQ
	Luisa BACA	MEX	Lap 1												
			Lap 2												
			Lap 3												
			Lap 4												
			Lap 5												
			Lap 6												
			Total												
			Trans.												DSQ
	Laura SWANNET	BEL	Lap 1												
			Lap 2												
			Lap 3												
			Lap 4												
			Lap 5												
			Lap 6												
			Total												
			Trans.												DSQ

Timing and Results provided by  TISSOT





Race Analysis

Rk	Name	Country	Lap	Run 1 (10.0km)			Bike (40.0km)				Run 2 (5.0km)					
				Split	Rk	Time	Rk	Split	Rk	Time	Rk	Split	Rk	Total Time/ Time Diff.	Rk	
	Lotte CLAES	BEL	Lap 1													
			Lap 2													
			Lap 3													
			Lap 4													
			Lap 5													
			Lap 6													
			Total													DSQ
			Trans.													
	Antoanela MANAC	ROU	Lap 1													
			Lap 2													
			Lap 3													
			Lap 4													
			Lap 5													
			Lap 6													
			Total													DSQ
			Trans.													
	Deanna NEWMAN	USA	Lap 1													
			Lap 2													
			Lap 3													
			Lap 4													
			Lap 5													
			Lap 6													
			Total													DSQ
			Trans.													
	Ann SCHOOT UITERKAMP	NED	Lap 1													
			Lap 2													
			Lap 3													
			Lap 4													
			Lap 5													
			Lap 6													
			Total													DSQ
			Trans.													

Participants							Wetsuit Allowed
Entries / Countries	Finished	LAP	DNF	DSQ	DNS	DQB	
24/15	9	2	1	12	0	0	No

Legend:	= Equal sign indicates that two or more athletes share the same secondary rank	Diff. Difference
DNF Did Not Finish	DNS Did Not Start	DQB Disqualified for unsportsmanlike behaviour
DSQ Disqualified	LAP Lapped	Rk Rank
		Trans. Transition

Timing and Results provided by  TISSOT





Duathlon

Mixed Team Relay





Medallists (Team)


Medal	Country	Name	Gender
GOLD	FRA - France	Maxime HUEBER-MOOSBRUGGER Marion LEGRAND	Male Female
SILVER	BEL - Belgium	Arnaud DELY Maurine RICOUR	Male Female
BRONZE	FRA - France	Nathan GUERBEUR Garance BLAUT	Male Female




Start List

REVISED
17 JUL 12:04

Race Number	Team	Gender	Date of Birth	Run 1	Bike	Run 2
NED - Netherlands 1						
1/A	Thomas CREMERS	M	17 NOV 1998			
1/B	Ann SCHOOT UITERKAMP	F	12 JUN 1985			
FRA - France 1						
2/A	Maxime HUEBER-MOOSBRUGGER	M	29 APR 1996			
2/B	Marion LEGRAND	F	5 MAY 1992			
BEL - Belgium 1						
3/A	Arnaud DELY	M	22 JAN 1997			
3/B	Maurine RICOUR	F	27 SEP 1991			
MEX - Mexico 1						
4/A	Isaac VALENCIA	M	29 JAN 1992			
4/B	Jazmin AGUILAR	F	19 NOV 1987			
JPN - Japan 1						
6/A	Fumiya TANAKA	M	16 JUL 1991			
6/B	Ai UEDA	F	26 OCT 1983			
PHI - Philippines 1						
7/A	Fer CASARES	M	1 JUN 1996			
7/B	Kim MANGROBANG	F	4 SEP 1991			
RSA - South Africa 1						
8/A	Dylan KRUGER	M	13 AUG 1997			
8/B	Natalie Ann STERK	F	11 SEP 1990			
USA - United States Of America 1						
9/A	Alex ARMAN	M	17 JUL 1988			
9/B	Deanna NEWMAN	F	7 AUG 1970			
AUS - Australia 1						
10/A	Sam MILEHAM	M	30 OCT 1998			
10/B	Aleisha WESLEY	F	27 MAY 1999			

Timing and Results provided by  TISSOT






Start List

REVISED
17 JUL 12:04

Race Number	Team	Gender	Date of Birth	Run 1	Bike	Run 2
NED - Netherlands 2						
11/A	Joey van 'T VERLAAT	M	2 AUG 1999			
11/B	Diede DIEDERIKS	F	19 MAR 1991			
FRA - France 2						
12/A	Nathan GUERBEUR	M	14 MAR 1996			
12/B	Garance BLAUT	F	2 AUG 1991			
BEL - Belgium 2						
14/A	Vincent BIERINCKX	M	25 APR 1990			
14/B	Lotte CLAES	F	5 MAY 1993			
MEX - Mexico 2						
16/A	Victor ZAMBRANO	M	16 NOV 1999			
16/B	Luisa BACA	F	2 DEC 2001			

Countries	Course information		
	Run 1 (2.0km)	Bike (6.0km)	Run 2 (1.0km)
13	2 Laps of 1.0km	2 Laps of 3.0km	1 Lap of 1.0km

Legend: F Female M Male

Timing and Results provided by  TISSOT





Results

Rank	Team	Race Number	Gender	Run 1	T1	Bike	T2	Run 2	Leg Time	Total Time
1 FRA - France 1										1:18:25
	Maxime HUEBER-MOOSBRUGGER	2/A	M	5:33	0:15	9:01	0:16	2:21	17:26(1)	17:26(1)
	Marion LEGRAND	2/B	F	6:53	0:17	10:20	0:19	2:45	20:34(1)	38:00(1)
	Maxime HUEBER-MOOSBRUGGER	2/A	M	6:10	0:16	9:14	0:16	2:27	18:23(1)	56:23(1)
	Marion LEGRAND	2/B	F	7:04	0:17	10:25	0:20	3:56	22:02(1)	1:18:25(1)
2 BEL - Belgium 1										1:19:25
	Arnaud DELY	3/A	M	5:33	0:17	9:00	0:18	2:19	17:27(3)	17:27(3)
	Maurine RICOUR	3/B	F	6:52	0:18	10:20	0:21	2:52	20:43(2)	38:10(2)
	Arnaud DELY	3/A	M	6:16	0:20	9:26	0:20	2:29	18:51(4)	57:01(2)
	Maurine RICOUR	3/B	F	7:10	0:18	10:47	0:19	3:50	22:24(5)	1:19:25(2)
3 FRA - France 2										1:19:43
	Nathan GUERBEUR	12/A	M	5:34	0:15	8:59	0:17	2:22	17:27(2)	17:27(2)
	Garance BLAUT	12/B	F	7:02	0:22	10:40	0:21	2:52	21:17(5)	38:44(3)
	Nathan GUERBEUR	12/A	M	6:21	0:15	9:11	0:18	2:30	18:35(2)	57:19(3)
	Garance BLAUT	12/B	F	7:08	0:20	10:39	0:24	3:53	22:24(5)	1:19:43(3)
4 BEL - Belgium 2										1:20:00
	Vincent BIERINCKX	14/A	M	5:34	0:18	8:57	0:18	2:28	17:35(4)	17:35(4)
	Lotte CLAES	14/B	F	7:28	0:19	10:10	0:17	2:57	21:11(4)	38:46(4)
	Vincent BIERINCKX	14/A	M	6:20	0:20	9:15	0:19	2:34	18:48(3)	57:34(4)
	Lotte CLAES	14/B	F	7:31	0:18	10:21	0:16	4:00	22:26(7)	1:20:00(4)
5 NED - Netherlands 1										1:21:30
	Thomas CREMERS	1/A	M	5:35	0:17	9:43	0:21	2:34	18:30(6)	18:30(6)
	Ann SCHOOT UITERKAMP	1/B	F	7:02	0:19	10:32	0:20	3:07	21:20(7)	39:50(6)
	Thomas CREMERS	1/A	M	6:46	0:17	9:31	0:20	2:26	19:20(5)	59:10(5)
	Ann SCHOOT UITERKAMP	1/B	F	7:22	0:19	10:22	0:22	3:55	22:20(3)	1:21:30(5)
6 NED - Netherlands 2										1:21:37
	Joey van 'T VERLAAT	11/A	M	5:37	0:16	9:42	0:14	2:57	18:46(9)	18:46(9)
	Diede DIEDERIKS	11/B	F	7:15	0:17	10:06	0:15	3:03	20:56(3)	39:42(5)
	Joey van 'T VERLAAT	11/A	M	6:40	0:16	9:46	0:14	2:36	19:32(7)	59:14(6)
	Diede DIEDERIKS	11/B	F	7:28	0:17	10:15	0:16	4:07	22:23(4)	1:21:37(6)
7 JPN - Japan 1										1:22:42
	Fumiya TANAKA	6/A	M	5:48	0:17	10:04	0:14	2:45	19:08(12)	19:08(12)
	Ai UEDA	6/B	F	7:03	0:17	10:50	0:22	2:46	21:18(6)	40:26(9)
	Fumiya TANAKA	6/A	M	6:55	0:17	9:50	0:15	2:46	20:03(12)	1:00:29(11)
	Ai UEDA	6/B	F	7:23	0:18	10:26	0:20	3:46	22:13(2)	1:22:42(7)

 Timing and Results provided by 

DUAXTEAM4-----FNL-000100--_C73C 1

Report Created SUN 17 JUL 2022 14:29

Page 1 / 2






Results

Rank	Team	Race Number	Gender	Run 1	T1	Bike	T2	Run 2	Leg Time	Total Time
8 MEX - Mexico 2										1:22:45
	Victor ZAMBRANO	16/A	M	5:33	0:20	9:44	0:24	2:44	18:45(8)	18:45(8)
	Luisa BACA	16/B	F	6:55	0:18	11:21	0:20	2:50	21:44(9)	40:29(10)
	Victor ZAMBRANO	16/A	M	6:33	0:20	10:05	0:22	2:26	19:46(9)	1:00:15(9)
	Luisa BACA	16/B	F	7:01	0:18	11:04	0:20	3:47	22:30(9)	1:22:45(8)
9 MEX - Mexico 1										1:22:52
	Isaac VALENCIA	4/A	M	5:48	0:16	10:05	0:19	2:37	19:05(10)	19:05(10)
	Jazmin AGUILAR	4/B	F	7:04	0:18	10:50	0:24	2:45	21:21(8)	40:26(8)
	Isaac VALENCIA	4/A	M	6:42		10:19	0:20	2:38	19:59(11)	1:00:25(10)
	Jazmin AGUILAR	4/B	F	7:07	0:16	10:49	0:22	3:53	22:27(8)	1:22:52(9)
10 PHI - Philippines 1										1:23:20
	Fer CASARES	7/A	M	5:41	0:18	9:37	0:19	2:36	18:31(7)	18:31(7)
	Kim MANGROBANG	7/B	F	7:32	0:17	10:57	0:20	3:03	22:09(10)	40:40(11)
	Fer CASARES	7/A	M	6:46	0:17	9:43	0:21	2:28	19:35(8)	1:00:15(8)
	Kim MANGROBANG	7/B	F	7:38	0:17	10:27	0:22	4:21	23:05(10)	1:23:20(10)
11 AUS - Australia 1										1:23:44
	Sam MILEHAM	10/A	M	5:34	0:15	8:57	0:19	2:42	17:47(5)	17:47(5)
	Aleisha WESLEY	10/B	F	7:42	0:19	10:34	0:21	3:13	22:09(10)	39:56(7)
	Sam MILEHAM	10/A	M	6:39	0:22	9:28	0:22	2:38	19:29(6)	59:25(7)
	Aleisha WESLEY	10/B	F	8:13	0:18	10:41	0:23	4:44	24:19(11)	1:23:44(11)
12 RSA - South Africa 1										1:27:53
	Dylan KRUGER	8/A	M	5:50	0:21	9:43	0:23	2:50	19:07(11)	19:07(11)
	Natalie Ann STERK	8/B	F	7:30	0:29	11:57	0:29	3:05	23:30(13)	42:37(12)
	Dylan KRUGER	8/A	M	6:47	0:24	9:42	0:23	2:38	19:54(10)	1:02:31(12)
	Natalie Ann STERK	8/B	F	7:58	0:30	12:10	0:30	4:14	25:22(12)	1:27:53(12)
USA - United States Of America 1										DSQ
	Alex ARMAN	9/A	M							
	Deanna NEWMAN	9/B	F							
	Alex ARMAN	9/A	M							
	Deanna NEWMAN	9/B	F							

Participants							Wetsuit Allowed
Countries	Finished	LAP	DNF	DSQ	DNS	QDB	
13	12	0	0	1	0	0	No

Legend:	DNF Did Not Finish	DNS Did Not Start	DQB Disqualified for unsportsmanlike behaviour
DSQ Disqualified	F Female	LAP Lapped	M Male
T Transition			

Timing and Results provided by  TISSOT





Race Analysis (Team)

Rk	Race Number	Team	Gen.		Run 1	T1	Bike	T2	Run 2	Leg Time	Total Time/
1 FRA-France 1 1:18:25											
	2/A	Maxime HUEBER-MOOSBRUGGER	M		5:33	0:15	9:01	0:16	2:21	17:26 (1)	17:26 (1)
				Lap 1	2:36		4:50				
				Lap 2	2:57		4:11				
	2/B	Marion LEGRAND	F		6:53	0:17	10:20	0:19	2:45	20:34 (1)	38:00 (1)
				Lap 1	3:32		5:36				
				Lap 2	3:21		4:44				
	2/A	Maxime HUEBER-MOOSBRUGGER	M		6:10	0:16	9:14	0:16	2:27	18:23 (1)	56:23 (1)
				Lap 1	3:13		4:56				
				Lap 2	2:57		4:18				
	2/B	Marion LEGRAND	F		7:04	0:17	10:25	0:20	3:56	22:02 (1)	1:18:25 (1)
				Lap 1	3:37		5:35				
				Lap 2	3:27		4:50				
2 BEL-Belgium 1 1:19:25											
	3/A	Arnaud DELY	M		5:33	0:17	9:00	0:18	2:19	17:27 (3)	17:27 (3)
				Lap 1	2:36		4:47				
				Lap 2	2:57		4:13				
	3/B	Maurine RICOUR	F		6:52	0:18	10:20	0:21	2:52	20:43 (2)	38:10 (2)
				Lap 1	3:33		5:35				
				Lap 2	3:19		4:45				
	3/A	Arnaud DELY	M		6:16	0:20	9:26	0:20	2:29	18:51 (4)	57:01 (2)
				Lap 1	3:15		5:04				
				Lap 2	3:01		4:22				
	3/B	Maurine RICOUR	F		7:10	0:18	10:47	0:19	3:50	22:24 (5)	1:19:25 (2)
				Lap 1	3:45		5:55				
				Lap 2	3:25		4:52				
3 FRA-France 2 1:19:43											
	12/A	Nathan GUERBEUR	M		5:34	0:15	8:59	0:17	2:22	17:27 (2)	17:27 (2)
				Lap 1	2:36		4:48				
				Lap 2	2:58		4:11				
	12/B	Garance BLAUT	F		7:02	0:22	10:40	0:21	2:52	21:17 (5)	38:44 (3)
				Lap 1	3:34		5:58				
				Lap 2	3:28		4:42				
	12/A	Nathan GUERBEUR	M		6:21	0:15	9:11	0:18	2:30	18:35 (2)	57:19 (3)
				Lap 1	3:19		4:49				
				Lap 2	3:02		4:22				
	12/B	Garance BLAUT	F		7:08	0:20	10:39	0:24	3:53	22:24 (5)	1:19:43 (3)
				Lap 1	3:40		5:45				
				Lap 2	3:28		4:54				





Race Analysis (Team)


Rk	Race Number	Team	Gen.		Run 1	T1	Bike	T2	Run 2	Leg Time	Total Time/
4	BEL-Belgium 2										1:20:00
	14/A	Vincent BIERINCKX	M		5:34	0:18	8:57	0:18	2:28	17:35 (4)	17:35 (4)
				Lap 1	2:37		4:44				
				Lap 2	2:57		4:13				
	14/B	Lotte CLAES	F		7:28	0:19	10:10	0:17	2:57	21:11 (4)	38:46 (4)
				Lap 1	3:50		5:20				
				Lap 2	3:38		4:50				
	14/A	Vincent BIERINCKX	M		6:20	0:20	9:15	0:19	2:34	18:48 (3)	57:34 (4)
				Lap 1	3:17		4:55				
				Lap 2	3:03		4:20				
	14/B	Lotte CLAES	F		7:31	0:18	10:21	0:16	4:00	22:26 (7)	1:20:00 (4)
				Lap 1	3:55		5:37				
				Lap 2	3:36		4:44				
5	NED-Netherlands 1										1:21:30
	1/A	Thomas CREMERS	M		5:35	0:17	9:43	0:21	2:34	18:30 (6)	18:30 (6)
				Lap 1	2:37		5:05				
				Lap 2	2:58		4:38				
	1/B	Ann SCHOOT UITERKAMP	F		7:02	0:19	10:32	0:20	3:07	21:20 (7)	39:50 (6)
				Lap 1	3:36		5:41				
				Lap 2	3:26		4:51				
	1/A	Thomas CREMERS	M		6:46	0:17	9:31	0:20	2:26	19:20 (5)	59:10 (5)
				Lap 1	3:28		5:06				
				Lap 2	3:18		4:25				
	1/B	Ann SCHOOT UITERKAMP	F		7:22	0:19	10:22	0:22	3:55	22:20 (3)	1:21:30 (5)
				Lap 1	3:53		5:40				
				Lap 2	3:29		4:42				
6	NED-Netherlands 2										1:21:37
	11/A	Joey van 'T VERLAAT	M		5:37	0:16	9:42	0:14	2:57	18:46 (9)	18:46 (9)
				Lap 1	2:38		5:05				
				Lap 2	2:59		4:37				
	11/B	Diede DIEDERIKS	F		7:15	0:17	10:06	0:15	3:03	20:56 (3)	39:42 (5)
				Lap 1	3:41		5:27				
				Lap 2	3:34		4:39				
	11/A	Joey van 'T VERLAAT	M		6:40	0:16	9:46	0:14	2:36	19:32 (7)	59:14 (6)
				Lap 1	3:25		5:16				
				Lap 2	3:15		4:30				
	11/B	Diede DIEDERIKS	F		7:28	0:17	10:15	0:16	4:07	22:23 (4)	1:21:37 (6)
				Lap 1	3:50		5:32				
				Lap 2	3:38		4:43				





Race Analysis (Team)

Rk	Race Number	Team	Gen.		Run 1	T1	Bike	T2	Run 2	Leg Time	Total Time/
7 JPN-Japan 1 1:22:42											
	6/A	Fumiya TANAKA	M		5:48	0:17	10:04	0:14	2:45	19:08 (12)	19:08 (12)
				Lap 1	2:39		5:23				
				Lap 2	3:09		4:41				
	6/B	Ai UEDA	F		7:03	0:17	10:50	0:22	2:46	21:18 (6)	40:26 (9)
				Lap 1	3:38		5:54				
				Lap 2	3:25		4:56				
	6/A	Fumiya TANAKA	M		6:55	0:17	9:50	0:15	2:46	20:03 (12)	1:00:29 (11)
				Lap 1	3:30		5:17				
				Lap 2	3:25		4:33				
	6/B	Ai UEDA	F		7:23	0:18	10:26	0:20	3:46	22:13 (2)	1:22:42 (7)
				Lap 1	3:49		5:40				
				Lap 2	3:34		4:46				
8 MEX-Mexico 2 1:22:45											
	16/A	Victor ZAMBRANO	M		5:33	0:20	9:44	0:24	2:44	18:45 (8)	18:45 (8)
				Lap 1	2:38		5:17				
				Lap 2	2:55		4:27				
	16/B	Luisa BACA	F		6:55	0:18	11:21	0:20	2:50	21:44 (9)	40:29 (10)
				Lap 1	3:30		6:03				
				Lap 2	3:25		5:18				
	16/A	Victor ZAMBRANO	M		6:33	0:20	10:05	0:22	2:26	19:46 (9)	1:00:15 (9)
				Lap 1	3:23		5:33				
				Lap 2	3:10		4:32				
	16/B	Luisa BACA	F		7:01	0:18	11:04	0:20	3:47	22:30 (9)	1:22:45 (8)
				Lap 1	3:33		6:06				
				Lap 2	3:28		4:58				
9 MEX-Mexico 1 1:22:52											
	4/A	Isaac VALENCIA	M		5:48	0:16	10:05	0:19	2:37	19:05 (10)	19:05 (10)
				Lap 1	2:39		5:24				
				Lap 2	3:09		4:41				
	4/B	Jazmin AGUILAR	F		7:04	0:18	10:50	0:24	2:45	21:21 (8)	40:26 (8)
				Lap 1	3:40		5:55				
				Lap 2	3:24		4:55				
	4/A	Isaac VALENCIA	M		6:42		10:19	0:20	2:38	19:59 (11)	1:00:25 (10)
				Lap 1	3:27		5:48				
				Lap 2	3:15		4:31				
	4/B	Jazmin AGUILAR	F		7:07	0:16	10:49	0:22	3:53	22:27 (8)	1:22:52 (9)
				Lap 1	3:41		5:52				
				Lap 2	3:26		4:57				

Timing and Results provided by  TISSOT





Race Analysis (Team)

Rk	Race Number	Team	Gen.		Run 1	T1	Bike	T2	Run 2	Leg Time	Total Time/
10	PHI-Philippines 1										1:23:20
	7/A	Fer CASARES	M		5:41	0:18	9:37	0:19	2:36	18:31 (7)	18:31 (7)
				Lap 1	2:38		5:11				
				Lap 2	3:03		4:26				
	7/B	Kim MANGROBANG	F		7:32	0:17	10:57	0:20	3:03	22:09 (10)	40:40 (11)
				Lap 1	3:48		6:02				
				Lap 2	3:44		4:55				
	7/A	Fer CASARES	M		6:46	0:17	9:43	0:21	2:28	19:35 (8)	1:00:15 (8)
				Lap 1	3:29		5:11				
				Lap 2	3:17		4:32				
	7/B	Kim MANGROBANG	F		7:38	0:17	10:27	0:22	4:21	23:05 (10)	1:23:20 (10)
				Lap 1	3:55		5:40				
				Lap 2	3:43		4:47				
11	AUS-Australia 1										1:23:44
	10/A	Sam MILEHAM	M		5:34	0:15	8:57	0:19	2:42	17:47 (5)	17:47 (5)
				Lap 1	2:37		4:48				
				Lap 2	2:57		4:09				
	10/B	Aleisha WESLEY	F		7:42	0:19	10:34	0:21	3:13	22:09 (10)	39:56 (7)
				Lap 1	3:51		5:45				
				Lap 2	3:51		4:49				
	10/A	Sam MILEHAM	M		6:39	0:22	9:28	0:22	2:38	19:29 (6)	59:25 (7)
				Lap 1	3:25		5:01				
				Lap 2	3:14		4:27				
	10/B	Aleisha WESLEY	F		8:13	0:18	10:41	0:23	4:44	24:19 (11)	1:23:44 (11)
				Lap 1	4:15		5:44				
				Lap 2	3:58		4:57				
12	RSA-South Africa 1										1:27:53
	8/A	Dylan KRUGER	M		5:50	0:21	9:43	0:23	2:50	19:07 (11)	19:07 (11)
				Lap 1	2:39		5:14				
				Lap 2	3:11		4:29				
	8/B	Natalie Ann STERK	F		7:30	0:29	11:57	0:29	3:05	23:30 (13)	42:37 (12)
				Lap 1	3:46		6:29				
				Lap 2	3:44		5:28				
	8/A	Dylan KRUGER	M		6:47	0:24	9:42	0:23	2:38	19:54 (10)	1:02:31 (12)
				Lap 1	3:30		4:13				
				Lap 2	3:17		5:29				
	8/B	Natalie Ann STERK	F		7:58	0:30	12:10	0:30	4:14	25:22 (12)	1:27:53 (12)
				Lap 1	4:05		6:33				
				Lap 2	3:53		5:37				






Race Analysis (Team)

Rk	Race Number	Team	Gen.	Run 1	T1	Bike	T2	Run 2	Leg Time	Total Time/
USA-United States Of America 1										DSQ
	9/A	Alex ARMAN	M							
				Lap 1						
				Lap 2						
	9/B	Deanna NEWMAN	F							
				Lap 1						
				Lap 2						
	9/A	Alex ARMAN	M							
				Lap 1						
				Lap 2						
	9/B	Deanna NEWMAN	F							
				Lap 1						
				Lap 2						

Legend:										
DNF	Did Not Finish	DNS	Did Not Start	DQB	Disqualified for unsportsmanlike behaviour					
DSQ	Disqualified	F	Female	Gen.	Gender	LAP	Lapped			
M	Male	Rk	Rank	T	Transition					

Timing and Results provided by  TISSOT



RESULTS BOOK



Finswimming






16	Finswimming	1318
16.1	Table of Contents	1319
16.2	Competition Schedule	1323
16.3	Entry List by Country	1324
16.4	Records Set by Event	1328
16.5	Records Set by Record Type	1329
16.6	Records Set by Date	1330
16.7	Medallists by Event	1331
16.8	Medal Standings	1333
16.9	Men's Apnoea 50m	1334
16.9.1	Entry List by Event	1335
16.9.2	Medallists	1336
16.9.3	Start List	1337
16.9.4	Results	1338
16.10	Men's Bi Fins 50m	1339
16.10.1	Entry List by Event	1340
16.10.2	Medallists	1341
16.10.3	Start List	1342
16.10.4	Results	1343
16.11	Men's Bi Fins 100m	1344
16.11.1	Entry List by Event	1345
16.11.2	Medallists	1346
16.11.3	Start List	1347
16.11.4	Results	1348
16.12	Men's Surface 100m	1349
16.12.1	Entry List by Event	1350
16.12.2	Medallists	1351
16.12.3	Start List	1352
16.12.4	Results	1353
16.13	Men's Surface 200m	1354
16.13.1	Entry List by Event	1355
16.13.2	Medallists	1356
16.13.3	Start List	1357
16.13.4	Results	1358
16.14	Men's Surface 400m	1359
16.14.1	Entry List by Event	1360
16.14.2	Medallists	1361

16.14.3	Start List	1362
16.14.4	Results	1363
16.15	Men's Surface Relay 4x50m	1364
16.15.1	Entry List by Event	1365
16.15.2	Medallists	1366
16.15.3	Start List	1367
16.15.4	Results	1368
16.16	Men's Surface Relay 4x100m	1369
16.16.1	Entry List by Event	1370
16.16.2	Medallists	1371
16.16.3	Start List	1372
16.16.4	Results	1373
16.17	Women's Apnoea 50m	1374
16.17.1	Medallists	1375
16.17.2	Start List	1376
16.17.3	Results	1377
16.18	Women's Bi Fins 50m	1378
16.18.1	Entry List by Event	1379
16.18.2	Medallists	1380
16.18.3	Start List	1381
16.18.4	Results	1382
16.19	Women's Bi Fins 100m	1383
16.19.1	Entry List by Event	1384
16.19.2	Medallists	1385
16.19.3	Start List	1386
16.19.4	Results	1387
16.20	Women's Surface 100m	1388
16.20.1	Entry List by Event	1389
16.20.2	Medallists	1390
16.20.3	Start List	1391
16.20.4	Results	1392
16.21	Women's Surface 200m	1393
16.21.1	Entry List by Event	1394
16.21.2	Medallists	1395
16.21.3	Start List	1396
16.21.4	Results	1397
16.22	Women's Surface 400m	1398
16.22.1	Entry List by Event	1399
16.22.2	Medallists	1400
16.22.3	Start List	1401
16.22.4	Results	1402
16.23	Women's Surface Relay 4x50m	1403
16.23.1	Entry List by Event	1404
16.23.2	Medallists	1405

RESULTS BOOK
TABLE OF CONTENTS


16.23.3	Start List	1406
16.23.4	Results	1407
16.24	Women's Surface Relay 4x100m	1408
16.24.1	Entry List by Event	1409
16.24.2	Medallists	1410
16.24.3	Start List	1411
16.24.4	Results	1412



Swimming Competition Schedule

As of WED 6 JUL 2022

Date	Start Time	Event Number	Event	Phase	
FRI 8 JUL	15:18	1	Women's Fin Swimming Apnoea 50m	Final	
	15:24	2	Women's Fin Swimming Bi Fins 50m	Final	
	15:26	1	Women's Fin Swimming Apnoea 50m	Victory Ceremony	
	15:38	3	Men's Fin Swimming Surface 100m	Final	
	15:39	2	Women's Fin Swimming Bi Fins 50m	Victory Ceremony	
	15:51	4	Women's Fin Swimming Surface 200m	Final	
	15:54	3	Men's Fin Swimming Surface 100m	Victory Ceremony	
	16:06	5	Men's Fin Swimming Bi Fins 100m	Final	
	16:08	4	Women's Fin Swimming Surface 200m	Victory Ceremony	
	16:20	6	Men's Fin Swimming Surface 400m	Final	
	16:25	5	Men's Fin Swimming Bi Fins 100m	Victory Ceremony	
	16:40	7	Women's Fin Swimming Surface Relay 4x100m	Final	
	16:45	6	Men's Fin Swimming Surface 400m	Victory Ceremony	
	16:57	8	Men's Fin Swimming Surface Relay 4x50m	Final	
	16:59	7	Women's Fin Swimming Surface Relay 4x100m	Victory Ceremony	
	17:08	8	Men's Fin Swimming Surface Relay 4x50m	Victory Ceremony	
	17:09			<i>End time of session</i>	
	SAT 9 JUL	15:18	9	Men's Fin Swimming Apnoea 50m	Final
		15:24	10	Men's Fin Swimming Bi Fins 50m	Final
15:26		9	Men's Fin Swimming Apnoea 50m	Victory Ceremony	
15:38		11	Women's Fin Swimming Surface 100m	Final	
15:39		10	Men's Fin Swimming Bi Fins 50m	Victory Ceremony	
15:51		12	Men's Fin Swimming Surface 200m	Final	
15:54		11	Women's Fin Swimming Surface 100m	Victory Ceremony	
16:06		13	Women's Fin Swimming Bi Fins 100m	Final	
16:08		12	Men's Fin Swimming Surface 200m	Victory Ceremony	
16:20		14	Women's Fin Swimming Surface 400m	Final	
16:25		13	Women's Fin Swimming Bi Fins 100m	Victory Ceremony	
16:40		15	Men's Fin Swimming Surface Relay 4x100m	Final	
16:45		14	Women's Fin Swimming Surface 400m	Victory Ceremony	
16:57		16	Women's Fin Swimming Surface Relay 4x50m	Final	
16:59		15	Men's Fin Swimming Surface Relay 4x100m	Victory Ceremony	
17:08		16	Women's Fin Swimming Surface Relay 4x50m	Victory Ceremony	
17:08				<i>End time of session</i>	

Timing and Results provided by 





Entry List by Country

As of WED 6 JUL 2022

Country	Date of Birth	Height m / ft in	Event	Entry Time
CHN - People's Republic of China				
CHEN Sijia	27 AUG 1999	-	Women's Fin Swimming Surface 400m	3:20.81
HU Yaoyao	27 JUL 2000	-	Women's Fin Swimming Apnoea 50m	16.03
SHAN Yongan	23 MAR 1999	-	Men's Fin Swimming Surface 100m	35.78
SHU Chengjing	10 JUL 1996	-	Women's Fin Swimming Surface 100m	39.51
			Women's Fin Swimming Apnoea 50m	16.46
TONG Zhenbo	22 SEP 1996	-	Men's Fin Swimming Apnoea 50m	14.27
WANG Zhihao	9 MAY 2002	-		
XU Yichuan	16 MAY 1992	-	Women's Fin Swimming Surface 100m	39.15
			Women's Fin Swimming Surface 200m	1:30.20
ZHANG Siqian	14 JUN 2002	-	Men's Fin Swimming Apnoea 50m	14.05
COL - Colombia				
AGUIRRE JOYA PA	24 OCT 1999	-	Women's Fin Swimming Surface 100m	40.06
			Women's Fin Swimming Apnoea 50m	16.56
DIAGO MEJIA Valentina	9 APR 1997	-		
DUQUE JIMENEZ Juan David	15 MAY 1990	-		
FERNANDEZ Mauricio	15 JAN 1987	-	Men's Fin Swimming Apnoea 50m	14.28
FERNANDEZ CASTILLO Grace	25 MAY 1995	-	Women's Fin Swimming Surface 100m	40.71
MORENO ALEGRIA DP	1 DEC 1991	-	Women's Fin Swimming Bi Fins 50m	22.55
OCAMPO LOZADA JF	5 JAN 1994	-	Men's Fin Swimming Surface 200m	1:22.07
RETAMOZO OLAYA VP	23 JUN 1998	-		
RODRIGUEZ LOPEZ JC	9 MAR 1996	-	Men's Fin Swimming Surface 100m	35.65
CRO - Croatia				
BASSI Dora	30 JAN 1993	-	Women's Fin Swimming Surface 100m	39.99
			Women's Fin Swimming Surface 200m	1:32.30
			Women's Fin Swimming Apnoea 50m	16.73
STRIKINAC Filip	25 JAN 1993	-	Men's Fin Swimming Surface 100m	35.62
CZE - Czech Republic				
LATAL Filip	23 AUG 2002	-	Men's Fin Swimming Surface 200m	1:22.49
ECU - Ecuador				
BIRKETT William	5 OCT 2002	-	Men's Fin Swimming Bi Fins 50m	19.75
EGY - Egypt				
ALY SABER Gamila	18 OCT 2005	-	Women's Fin Swimming Surface 200m	1:33.27
			Women's Fin Swimming Surface 400m	3:23.20
EHAB EBRAHIM Ahmed	8 JAN 2004	-	Men's Fin Swimming Bi Fins 100m	43.74
FRA - France				
GERARD-RENISSAC Pauline	28 JUL 1998	-	Women's Fin Swimming Surface 200m	1:32.91
GHIRARDI Adrien	12 JUL 1997	-	Men's Fin Swimming Bi Fins 100m	43.87
HAMON Maiwenn	11 AUG 2003	-	Women's Fin Swimming Apnoea 50m	16.74
HEITZ Camille	19 MAR 1986	-		
LECOEUR Maelle	20 MAY 1997	-	Women's Fin Swimming Apnoea 50m	16.59
MEYER Hugo	4 NOV 1998	-	Men's Fin Swimming Surface 200m	1:21.34
			Men's Fin Swimming Surface 400m	3:01.63
VERGER Anais	24 SEP 2000	-		

Timing and Results provided by  TISSOT





Entry List by Country

As of WED 6 JUL 2022

Country	Date of Birth	Height m / ft in	Event	Entry Time
GER - Germany				
BARTHEL Nadja	8 SEP 2004	-		
GOLENIA Robert	4 MAY 2000	-	Men's Fin Swimming Surface 400m	3:02.15
MORSTEDT Justus	19 JUN 2001	-		
MORSTEDT Justus	19 JUN 2001	-		
POSCHART Elena	18 OCT 1993	-	Women's Fin Swimming Surface 400m	3:21.71
POSCHART Max	14 SEP 1994	-	Men's Fin Swimming Surface 100m	34.15
			Men's Fin Swimming Surface 200m	1:21.15
			Men's Fin Swimming Apnoea 50m	14.45
RUTZE Michele	24 APR 2000	-		
SCHIKORA Johanna	6 JAN 2002	-	Women's Fin Swimming Surface 400m	3:20.32
STRIEGLER Malte	4 SEP 1993	-		
GRE - Greece				
BONIAS Christos Ioannis	23 APR 1998	-	Men's Fin Swimming Bi Fins 50m	18.91
			Men's Fin Swimming Bi Fins 100m	42.05
CHATZIILIADIS Stylianos	28 DEC 1996	-	Men's Fin Swimming Bi Fins 50m	19.00
			Men's Fin Swimming Bi Fins 100m	41.93
DELIGIANNI Eirini	14 JUL 1992	-	Women's Fin Swimming Surface 200m	1:32.76
KALTSOUKALAS Georgios	9 APR 2005	-		
MANIATI Aikaterini	18 JAN 2005	-	Women's Fin Swimming Bi Fins 100m	49.10
MYLONAKIS Anastasios	15 JUN 1996	-	Men's Fin Swimming Surface 100m	35.37
			Men's Fin Swimming Apnoea 50m	14.34
PANAGIOTIDIS Georgios	28 DEC 2001	-		
TSOUROUNAKIS Antonios	26 JUN 1988	-	Men's Fin Swimming Surface 400m	3:03.66
HUN - Hungary				
BLASZAK Lilla	7 SEP 2000	-	Women's Fin Swimming Surface 400m	3:23.42
BUKOR Adam	22 JAN 1999	-	Men's Fin Swimming Surface 200m	1:20.44
			Men's Fin Swimming Surface 400m	3:01.37
CSEPLO Kelen	14 MAR 2003	-	Men's Fin Swimming Bi Fins 100m	42.83
HAMLIN Matthew	24 APR 1997	-		
HOLODA Peter	9 JAN 1996	-	Men's Fin Swimming Bi Fins 50m	19.04
			Men's Fin Swimming Bi Fins 100m	42.27
KAROLYI Csilla	21 APR 1989	-	Women's Fin Swimming Surface 200m	1:32.58
KISS Nandor	7 OCT 2005	-		
MOZSAR Alex	27 DEC 2000	-	Men's Fin Swimming Surface 200m	1:21.59
			Men's Fin Swimming Surface 400m	2:59.54
SENANSZKY Petra	10 JAN 1994	-	Women's Fin Swimming Bi Fins 50m	20.99
			Women's Fin Swimming Bi Fins 100m	45.42
SINCKI Adam	8 AUG 1989	-	Men's Fin Swimming Bi Fins 50m	18.90
SUBA Sara	22 SEP 2004	-	Women's Fin Swimming Surface 100m	40.71
SZABO Anita	14 JAN 2001	-	Women's Fin Swimming Surface 400m	3:20.53
VARGA Krisztina	27 FEB 1996	-	Women's Fin Swimming Bi Fins 50m	21.71
			Women's Fin Swimming Bi Fins 100m	47.23
ITA - Italy				
FIGINI Stefano	14 JUN 1987	-	Men's Fin Swimming Surface 100m	36.29
			Men's Fin Swimming Surface 200m	1:22.78

Timing and Results provided by  TISSOT




Entry List by Country

As of WED 6 JUL 2022

Country	Date of Birth	Height m / ft in	Event	Entry Time
JPN - Japan				
UENO Kohki	12 JAN 1995	-	Men's Fin Swimming Surface 100m	35.85
KOR - Republic of Korea				
CHOI Min Ji	22 MAY 1992	-	Women's Fin Swimming Bi Fins 50m	21.94
JANG Ye Sol	14 NOV 1988	-	Women's Fin Swimming Apnoea 50m	16.32
KIM Chanyeong	27 JUL 1998	-	Men's Fin Swimming Apnoea 50m	14.31
KIM Minjeong	17 MAY 2000	-		
LEE Dong Jin	19 MAY 1993	-	Men's Fin Swimming Apnoea 50m	13.95
MOON Ye Jin	21 FEB 2001	-	Women's Fin Swimming Surface 100m	40.07
SEO Uijin	12 DEC 2000	-	Women's Fin Swimming Apnoea 50m	16.22
YOON Youngjoong	9 DEC 1984	-	Men's Fin Swimming Surface 400m	3:01.64
POL - Poland				
DUDEK Antonina	15 DEC 2005	-	Women's Fin Swimming Bi Fins 50m	22.18
			Women's Fin Swimming Bi Fins 100m	50.08
KROPIDLOWSKI Szymon	10 DEC 2002	-	Men's Fin Swimming Bi Fins 50m	18.93
			Men's Fin Swimming Bi Fins 100m	42.06
SVK - Slovakia				
HRASKOVA Zuzana	25 JAN 1999	-	Women's Fin Swimming Bi Fins 100m	49.31
TPE - Chinese Taipei				
HE Pin Li	13 MAR 1996	-	Women's Fin Swimming Bi Fins 50m	22.64
			Women's Fin Swimming Bi Fins 100m	48.45
TUR - Turkey				
SAYDAM Omer Faruk	5 OCT 1999	-		
TOPARLAK Derin	12 MAR 1997	-	Men's Fin Swimming Surface 400m	3:04.33
YILMAZ Yigit	3 JAN 2003	-		
YILMAZ Yunus Cenkey	1 AUG 2001	-		
UKR - Ukraine				
ANTONIAK Anastasiia	21 JUN 1997	-	Women's Fin Swimming Surface 400m	3:17.52
GAPONENKO Dmytro	12 OCT 1997	-		
HRECHKO Sofiia	21 JUN 2005	-	Women's Fin Swimming Surface 200m	1:31.61
			Women's Fin Swimming Surface 400m	3:18.08
MAKARENKO Anastasiia	19 MAY 2006	-	Women's Fin Swimming Surface 200m	1:31.80
ODYNOKOV Oleksandr	11 JUN 1993	-		
PIKINER Iryna	9 MAR 1990	-	Women's Fin Swimming Bi Fins 50m	22.32
			Women's Fin Swimming Bi Fins 100m	48.23
POCHEPETSKYI Artem	16 APR 2004	-		
RIEPIN Viktor	29 DEC 1999	-	Men's Fin Swimming Bi Fins 50m	19.64
			Men's Fin Swimming Bi Fins 100m	42.90
SMISHCHENKO Serhii	20 JAN 2000	-	Men's Fin Swimming Surface 100m	36.28
			Men's Fin Swimming Apnoea 50m	14.64
TYMOSHENKO Yevheniia	10 JAN 2002	-	Women's Fin Swimming Bi Fins 50m	22.98
			Women's Fin Swimming Bi Fins 100m	49.26
UVAROVA Viktoriia	30 JUN 2001	-	Women's Fin Swimming Surface 100m	39.53
ZAKHAROV Oleksii	8 JAN 2001	-	Men's Fin Swimming Surface 200m	1:20.89
			Men's Fin Swimming Surface 400m	2:59.33

Timing and Results provided by 






Entry List by Country

As of WED 6 JUL 2022

Country	Date of Birth	Height m / ft in	Event	Entry Time
USA - United States of America				
	GOLOVINA Julia Andriivna	14 JUL 2004	-	
	HERNANDEZ Sofia Isabel	20 JUL 2005	-	
	MCLAWSON Edward Sukura	8 JUL 1984	-	
	MODROV Drew Addison	17 NOV 1989	-	
	MORA Santiago	15 JUN 2001	-	
	ORDONEZ RESTREPO Nicolas	28 SEP 2001	-	
	OSORIO GOMEZ Sofia	12 APR 2004	-	
	PEREZ RUBIO AV	29 AUG 1980	-	
			Men's Fin Swimming Bi Fins 50m	19.71

Legend:
- Information not available

Timing and Results provided by 






Records Set by Event

As of SAT 9 JUL 2022

Event		Name	Country Code	Time	Record Type
Women's 400m Surface	Final	SCHIKORA Johanna	GER	3:14.22	WG
Women's 4x50m Surface	Final	People's Republic of China	CHN	1:08.95	WR,WG
Men's 200m Surface	Final	POSCHART Max	GER	1:19.87	WG
Men's 400m Surface	Final	MOZSAR Alex	HUN	2:56.87	WG
Men's 4x50m Surface	Final	Colombia	COL	1:01.13	WR,WG

Legend:

WG World Games Record **WR** World Record

Timing and Results provided by  **TISSOT**



Records Set by Record Type

As of SAT 9 JUL 2022

WORLD RECORD

Total number of World Records set: 2

Event	Name	Country Code	Time	Date
Women's 4x50m Surface Final	China	CHN	1:08.95	9 JUL
Men's 4x50m Surface Final	Colombia	COL	1:01.13	8 JUL

WORLD GAMES RECORD

Total number of World Games Records set: 5

Event	Name	Country Code	Time	Date
Women's 400m Surface Final	SCHIKORA Johanna	GER	3:14.22	9 JUL
Women's 4x50m Surface Final	China	CHN	1:08.95	9 JUL
Men's 200m Surface Final	POSCHART Max	GER	1:19.87	9 JUL
Men's 400m Surface Final	MOZSAR Alex	HUN	2:56.87	8 JUL
Men's 4x50m Surface Final	Colombia	COL	1:01.13	8 JUL

Timing and Results provided by 







Records Set by Date

As of SAT 9 JUL 2022

Date	Event		Name	Country Code	Time	Record Type
8 JUL	Men's 400m Surface	Final	MOZSAR Alex	HUN	2:56.87	Games Record
	Men's 4x50m Surface	Final	Colombia	COL	1:01.13	World
		Final	Colombia	COL	1:01.13	Games Record
9 JUL	Women's 400m Surface	Final	SCHIKORA Johanna	GER	3:14.22	Games Record
	Women's 4x50m Surface	Final	China	CHN	1:08.95	World
		Final	China	CHN	1:08.95	Games Record
	Men's 200m Surface	Final	POSCHART Max	GER	1:19.87	Games Record

Timing and Results provided by  TISSOT





Medallists by Event

As of SAT 9 JUL 2022 at 17:00

After 16 of 16 Events


Event	Date	Medal	Name	Country Code
Women's Fin Swimming Surface 100m	9 JUL 2022	GOLD	SHU Chengjing	CHN
		SILVER	XU Yichuan	CHN
		BRONZE	FERNANDEZ CASTILLO Grace	COL
Women's Fin Swimming Surface 200m	8 JUL 2022	GOLD	HRECHKO Sofiia	UKR
		SILVER	BASSI Dora	CRO
		BRONZE	KAROLYI Csilla	HUN
Women's Fin Swimming Surface 400m	9 JUL 2022	GOLD	SCHIKORA Johanna	GER
		SILVER	HRECHKO Sofiia	UKR
		BRONZE	ANTONIAK Anastasiia	UKR
Women's Fin Swimming Apnoea 50m	8 JUL 2022	GOLD	HU Yaoyao	CHN
		SILVER	SHU Chengjing	CHN
		BRONZE	AGUIRRE JOYA Paula Alejandra	COL
Women's Fin Swimming Bi Fins 50m	8 JUL 2022	GOLD	SENANSZKY Petra	HUN
		SILVER	CHOI Min Ji	KOR
		BRONZE	VARGA Krisztina	HUN
Women's Fin Swimming Bi Fins 100m	9 JUL 2022	GOLD	SENANSZKY Petra	HUN
		SILVER	VARGA Krisztina	HUN
		BRONZE	HRASKOVA Zuzana	SVK
Women's Fin Swimming Surface Relay 4x50m	9 JUL 2022	GOLD	SHU Chengjing HU Yaoyao CHEN Sijia XU Yichuan	CHN
		SILVER	AGUIRRE JOYA Paula Alejandra MORENO ALEGRIA Diana Paola RETAMOZO OLAYA Viviana Paola FERNANDEZ CASTILLO Grace	COL
		BRONZE	MOON Ye Jin KIM Minjeong JANG Ye Sol SEO Uijin	KOR
Women's Fin Swimming Surface Relay 4x100m	8 JUL 2022	GOLD	SHU Chengjing HU Yaoyao CHEN Sijia XU Yichuan	CHN
		SILVER	SUBA Sara SENANSZKY Petra KAROLYI Csilla VARGA Krisztina	HUN
		BRONZE	FERNANDEZ CASTILLO Grace RETAMOZO OLAYA Viviana Paola MORENO ALEGRIA Diana Paola AGUIRRE JOYA Paula Alejandra	COL

Timing and Results provided by  TISSOT



REGIONS Protective





Medallists by Event

As of SAT 9 JUL 2022 at 17:00

After 16 of 16 Events


Event	Date	Medal	Name	Country Code
Men's Fin Swimming Surface 100m	8 JUL 2022	GOLD	POSCHART Max	GER
		SILVER	STRIKINAC Filip	CRO
		BRONZE	MYLONAKIS Anastasios	GRE
Men's Fin Swimming Surface 200m	9 JUL 2022	GOLD	POSCHART Max	GER
		SILVER	MOZSAR Alex	HUN
		BRONZE	BUKOR Adam	HUN
Men's Fin Swimming Surface 400m	8 JUL 2022	GOLD	MOZSAR Alex	HUN
		SILVER	YOON Youngjoong	KOR
		BRONZE	BUKOR Adam	HUN
Men's Fin Swimming Apnoea 50m	9 JUL 2022	GOLD	ZHANG Siqian	CHN
		SILVER	TONG Zhenbo	CHN
		BRONZE	KIM Chanyeong	KOR
Men's Fin Swimming Bi Fins 50m	9 JUL 2022	GOLD	KROPIDLOWSKI Szymon	POL
		SILVER	CHATZIILIADIS Stylianos	GRE
		BRONZE	BONIAS Christos Ioannis	GRE
Men's Fin Swimming Bi Fins 100m	8 JUL 2022	GOLD	HOLODA Peter	HUN
		SILVER	KROPIDLOWSKI Szymon	POL
		BRONZE	BONIAS Christos Ioannis	GRE
Men's Fin Swimming Surface Relay 4x50m	8 JUL 2022	GOLD	RODRIGUEZ LOPEZ Juan Camilo DUQUE JIMENEZ Juan David FERNANDEZ Mauricio OCAMPO LOZADA Juan Fernando	COL
		SILVER	ZHANG Siqian SHAN Yongan WANG Zhihao TONG Zhenbo	CHN
		BRONZE	MORSTEDT Justus STRIEGLER Malte GOLENIA Robert POSCHART Max	GER
Men's Fin Swimming Surface Relay 4x100m	9 JUL 2022	GOLD	GOLENIA Robert STRIEGLER Malte MORSTEDT Justus POSCHART Max	GER
		SILVER	RODRIGUEZ LOPEZ Juan Camilo DUQUE JIMENEZ Juan David FERNANDEZ Mauricio OCAMPO LOZADA Juan Fernando	COL
		BRONZE	WANG Zhihao TONG Zhenbo ZHANG Siqian SHAN Yongan	CHN

Timing and Results provided by  TISSOT



REGIONS Protective





Medal Standings

As of SAT 9 JUL 2022 at 17:00

After 16 of 16 Events

Rank	Country	Men				Women				Total				Rank by Total
		G	S	B	Tot	G	S	B	Tot	G	S	B	Tot	
1	CHN - People's Republic of China	1	2	1	4	4	2		6	5	4	1	10	2
2	HUN - Hungary	2	1	2	5	2	2	2	6	4	3	4	11	1
3	GER - Germany	3		1	4	1			1	4		1	5	4
4	COL - Colombia	1	1		2		1	3	4	1	2	3	6	3
5	UKR - Ukraine					1	1	1	3	1	1	1	3	7
6	POL - Poland	1	1		2					1	1		2	=8
7	KOR - Republic of Korea		1	1	2		1	1	2		2	2	4	=5
8	CRO - Croatia		1		1		1		1		2		2	=8
9	GRE - Greece		1	3	4						1	3	4	=5
10	SVK - Slovakia							1	1			1	1	10
Total:		8	8	8	24	8	8	8	24	16	16	16	48	

Note:

Rank by Total is calculated by the total number of gold, silver and bronze medals.

"Mixed" is used for events in which male and female athletes are required to compete together as a team

Legend:

 = Equal sign indicates that two or more Countries share the same rank by total
 S Silver

B Bronze
Tot. Total
G Gold


 Timing and Results provided by 




Finswimming

Men's Apnoea 50m





Entry List by Event

As of FRI 8 JUL 2022

Event Number 9


	Record	Name	Country	Location	Date
WR	13.70	KABANOV Pavel	RUS	Ioannina (GRE)	30 JUN 2019
WG	13.87	KABANOV Pavel	RUS	Wroclaw (POL)	22 JUL 2017


Number of entries: 8

Name	Country Code	Date of Birth	Location of Performance	Date of Performance	Qualifying Time
LEE Dong Jin	KOR	19 MAY 1993			13.95
ZHANG Siqian	CHN	14 JUN 2002			14.05
TONG Zhenbo	CHN	22 SEP 1996			14.27
FERNANDEZ Mauricio	COL	15 JAN 1987			14.28
KIM Chanyeong	KOR	27 JUL 1998			14.31
MYLONAKIS Anastasios	GRE	15 JUN 1996			14.34
POSCHART Max	GER	14 SEP 1994			14.45
SMISHCHENKO Serhii	UKR	20 JAN 2000			14.64

Legend:


WG World Games Record **WR** World Record

Timing and Results provided by  **TISSOT**



Medallists

Medal	Name	Country
GOLD	ZHANG Siqian	CHN - People's Republic of China
SILVER	TONG Zhenbo	CHN - People's Republic of China
BRONZE	KIM Chanyeong	KOR - Republic of Korea

Timing and Results provided by  **TISSOT**





Start List


Event Number 9

	Record	Name	Country	Location	Date
WR	13.70	KABANOV Pavel	RUS	Ioannina (GRE)	30 JUN 2019
WG	13.87	KABANOV Pavel	RUS	Wroclaw (POL)	22 JUL 2017


Lane	Name	Country	Date of Birth	Qualifying Time	Time	Rank
1	POSCHART Max	GER	14 SEP 1994	14.45		
2	KIM Chanyeong	KOR	27 JUL 1998	14.31		
3	TONG Zhenbo	CHN	22 SEP 1996	14.27		
4	LEE Dong Jin	KOR	19 MAY 1993	13.95		
5	ZHANG Siqian	CHN	14 JUN 2002	14.05		
6	FERNANDEZ Mauricio	COL	15 JAN 1987	14.28		
7	MYLONAKIS Anastasios	GRE	15 JUN 1996	14.34		
8	SMISHCHENKO Serhii	UKR	20 JAN 2000	14.64		

Legend:

WG World Games Record **WR** World Record

Timing and Results provided by  **TISSOT**






Results

Event Number 9

	Record	Name	Country	Location	Date
WR	13.70	KABANOV Pavel	RUS	Ioannina (GRE)	30 JUN 2019
WG	13.87	KABANOV Pavel	RUS	Wroclaw (POL)	22 JUL 2017

Rank	Lane	Name	Country Code	R.T.	Time	Time Behind
1	5	ZHANG Siqian	CHN	0.79	14.02	
2	3	TONG Zhenbo	CHN	0.90	14.20	0.18
3	2	KIM Chanyeong	KOR	0.79	14.23	0.21
4	1	POSCHART Max	GER	0.87	14.34	0.32
5	6	FERNANDEZ Mauricio	COL	0.88	14.48	0.46
6	4	LEE Dong Jin	KOR	0.81	14.54	0.52
7	7	MYLONAKIS Anastasios	GRE	0.84	14.75	0.73
8	8	SMISHCHENKO Serhii	UKR	0.89	14.99	0.97

Legend:
R.T. Reaction Time **WG** World Games Record **WR** World Record

Timing and Results provided by  **TISSOT**






Finswimming

Men's Bi Fins 50m





Entry List by Event

As of FRI 8 JUL 2022

Event Number 10

	Record	Name	Country	Location	Date
WR	18.41	ARBUZOV Andrey	RUS	Volos (GRE)	26 JUN 2016
WG	18.55	ARBUZOV Andrey	RUS	Wroclaw (POL)	22 JUL 2017


Number of entries: 8

Name	Country Code	Date of Birth	Location of Performance	Date of Performance	Qualifying Time
SINCKI Adam	HUN	8 AUG 1989			18.90
BONIAS Christos Ioannis	GRE	23 APR 1998			18.91
KROPIDLOWSKI Szymon	POL	10 DEC 2002			18.93
CHATZIILIADIS Stylianos	GRE	28 DEC 1996			19.00
HOLODA Peter	HUN	9 JAN 1996			19.04
RIEPIN Viktor	UKR	29 DEC 1999			19.64
MODROV Drew Addison	USA	17 NOV 1989			19.71
BIRKETT William	ECU	5 OCT 2002			19.75

Legend:


WG World Games Record **WR** World Record

Timing and Results provided by  **TISSOT**



Medallists

Medal	Name	Country
GOLD	KROPIDLOWSKI Szymon	POL - Poland
SILVER	CHATZIILIADIS Stylianos	GRE - Greece
BRONZE	BONIAS Christos Ioannis	GRE - Greece

Timing and Results provided by  TISSOT





Start List

Event Number 10


	Record	Name	Country	Location	Date
WR	18.41	ARBUZOV Andrey	RUS	Volos (GRE)	26 JUN 2016
WG	18.55	ARBUZOV Andrey	RUS	Wroclaw (POL)	22 JUL 2017

Lane	Name	Country	Date of Birth	Qualifying Time	Time	Rank
1	MODROV Drew Addison	USA	17 NOV 1989	19.71		
2	HOLODA Peter	HUN	9 JAN 1996	19.04		
3	KROPIDLOWSKI Szymon	POL	10 DEC 2002	18.93		
4	SINCKI Adam	HUN	8 AUG 1989	18.90		
5	BONIAS Christos Ioannis	GRE	23 APR 1998	18.91		
6	CHATZIILIADIS Stylianos	GRE	28 DEC 1996	19.00		
7	RIEPIN Viktor	UKR	29 DEC 1999	19.64		
8	BIRKETT William	ECU	5 OCT 2002	19.75		

Legend:

WG World Games Record **WR** World Record

Timing and Results provided by  **TISSOT**



Results

Event Number 10

	Record	Name	Country	Location	Date
WR	18.41	ARBUZOV Andrey	RUS	Volos (GRE)	26 JUN 2016
WG	18.55	ARBUZOV Andrey	RUS	Wroclaw (POL)	22 JUL 2017

Rank	Lane	Name	Country Code	R.T.	Time	Time Behind
1	3	KROPIDLOWSKI Szymon	POL	0.83	18.71	
2	6	CHATZILIADIS Stylianos	GRE	0.76	18.74	0.03
3	5	BONIAS Christos Ioannis	GRE	0.84	18.99	0.28
4	2	HOLODA Peter	HUN	0.86	19.29	0.58
=5	4	SINCKI Adam	HUN	0.73	19.58	0.87
=5	7	RIEPIN Viktor	UKR	0.88	19.58	0.87
7	1	MODROV Drew Addison	USA	0.88	19.66	0.95
8	8	BIRKETT William	ECU	0.85	19.70	0.99

Legend:

R.T. Reaction Time **WG** World Games Record **WR** World Record


Timing and Results provided by  **TISSOT**



Finswimming

Men's Bi Fins 100m





Entry List by Event

As of FRI 8 JUL 2022

Event Number 5

	Record	Split	Name	Country	Location	Date
WR	41.44		SERYAKOV Dmitry	RUS	Volos (GRE)	24 JUN 2016
WG	41.65	20.04	GAVRILOV Dmitry	BLR	Wroclaw (POL)	21 JUL 2017

Number of entries: 8

Name	Country Code	Date of Birth	Location of Performance	Date of Performance	Qualifying Time
CHATZIILIADIS Stylianos	GRE	28 DEC 1996			41.93
BONIAS Christos Ioannis	GRE	23 APR 1998			42.05
KROPIDLOWSKI Szymon	POL	10 DEC 2002			42.06
HOLODA Peter	HUN	9 JAN 1996			42.27
CSEPLO Kelen	HUN	14 MAR 2003			42.83
RIEPIN Viktor	UKR	29 DEC 1999			42.90
EHAB EBRAHIM Ahmed	EGY	8 JAN 2004			43.74
GHIRARDI Adrien	FRA	12 JUL 1997			43.87

Legend:

WG World Games Record **WR** World Record


Timing and Results provided by  **TISSOT**



Medallists

Medal	Name	Country
GOLD	HOLODA Peter	HUN - Hungary
SILVER	KROPIDLOWSKI Szymon	POL - Poland
BRONZE	BONIAS Christos Ioannis	GRE - Greece

Timing and Results provided by



Start List


Event Number 5


	Record	Split	Name	Country	Location	Date
WR	41.44		SERYAKOV Dmitry	RUS	Volos (GRE)	24 JUN 2016
WG	41.65	20.04	GAVRILOV Dmitry	BLR	Wroclaw (POL)	21 JUL 2017

Lane	Name	Country	Date of Birth	Qualifying Time	Time	Rank
1	EHAB EBRAHIM Ahmed	EGY	8 JAN 2004	43.74		
2	CSEPLO Kelen	HUN	14 MAR 2003	42.83		
3	KROPIDLOWSKI Szymon	POL	10 DEC 2002	42.06		
4	CHATZILIADIS Stylianos	GRE	28 DEC 1996	41.93		
5	BONIAS Christos Ioannis	GRE	23 APR 1998	42.05		
6	HOLODA Peter	HUN	9 JAN 1996	42.27		
7	RIEPIN Viktor	UKR	29 DEC 1999	42.90		
8	GHIRARDI Adrien	FRA	12 JUL 1997	43.87		

Legend:

WG World Games Record **WR** World Record

Timing and Results provided by  **TISSOT**



Results

Event Number 5

	Record	Split	Name	Country	Location	Date
WR	41.44		SERYAKOV Dmitry	RUS	Volos (GRE)	24 JUN 2016
WG	41.65	20.04	GAVRILOV Dmitry	BLR	Wroclaw (POL)	21 JUL 2017

Rank	Lane	Name	Country Code	R.T.	50m	Time	Time Behind
1	6	HOLODA Peter	HUN	1.00	(3) 19.95	42.35 22.40	
2	3	KROPIDLOWSKI Szymon	POL	1.00	(4) 20.01	42.41 22.40	0.06
3	5	BONIAS Christos Ioannis	GRE	0.85	(2) 19.67	42.59 22.92	0.24
4	4	CHATZIILIADIS Stylianos	GRE	0.84	(1) 19.56	42.68 23.12	0.33
5	2	CSEPLO Kelen	HUN	0.91	(5) 20.23	42.92 22.69	0.57
6	7	RIEPIN Viktor	UKR	0.91	(6) 20.49	43.12 22.63	0.77
7	8	GHIRARDI Adrien	FRA	0.81	(7) 20.72	43.70 22.98	1.35
8	1	EHAB EBRAHIM Ahmed	EGY	0.81	(8) 20.83	44.81 23.98	2.46

Legend:

R.T. Reaction Time **WG** World Games Record **WR** World Record

Timing and Results provided by  **TISSOT**






Finswimming

Men's Surface 100m





Entry List by Event

As of FRI 8 JUL 2022

Event Number 3

	Record	Split	Name	Country	Location	Date
WR	33.71		POSCHART Max	GER	Leipzig (GER)	24 APR 2022
WG	34.22	15.96	KABANOV Pavel	RUS	Wroclaw (POL)	22 JUL 2017


Number of entries: 8

Name	Country Code	Date of Birth	Location of Performance	Date of Performance	Qualifying Time
POSCHART Max	GER	14 SEP 1994			34.15
MYLONAKIS Anastasios	GRE	15 JUN 1996			35.37
STRIKINAC Filip	CRO	25 JAN 1993			35.62
RODRIGUEZ LOPEZ Juan Camilo	COL	9 MAR 1996			35.65
SHAN Yongan	CHN	23 MAR 1999			35.78
UENO Kohki	JPN	12 JAN 1995			35.85
SMISHCHENKO Serhii	UKR	20 JAN 2000			36.28
FIGINI Stefano	ITA	14 JUN 1987			36.29

Legend:
WG World Games Record WR World Record

Timing and Results provided by 





Medallists

Medal	Name	Country
GOLD	POSCHART Max	GER - Germany
SILVER	STRIKINAC Filip	CRO - Croatia
BRONZE	MYLONAKIS Anastasios	GRE - Greece

Timing and Results provided by





Start List

Event Number 3

	Record	Split	Name	Country	Location	Date
WR	33.71		POSCHART Max	GER	Leipzig (GER)	24 APR 2022
WG	34.22	15.96	KABANOV Pavel	RUS	Wroclaw (POL)	22 JUL 2017

Lane	Name	Country	Date of Birth	Qualifying Time	Time	Rank
1	SMISHCHENKO Serhii	UKR	20 JAN 2000	36.28		
2	SHAN Yongan	CHN	23 MAR 1999	35.78		
3	STRIKINAC Filip	CRO	25 JAN 1993	35.62		
4	POSCHART Max	GER	14 SEP 1994	34.15		
5	MYLONAKIS Anastasios	GRE	15 JUN 1996	35.37		
6	RODRIGUEZ LOPEZ Juan Camilo	COL	9 MAR 1996	35.65		
7	UENO Kohki	JPN	12 JAN 1995	35.85		
8	FIGINI Stefano	ITA	14 JUN 1987	36.29		

Legend:

WG World Games Record **WR** World Record

Timing and Results provided by  **TISSOT**





Results


Event Number 3

	Record	Split	Name	Country	Location	Date
WR	33.71		POSCHART Max	GER	Leipzig (GER)	24 APR 2022
WG	34.22	15.96	KABANOV Pavel	RUS	Wroclaw (POL)	22 JUL 2017

Rank	Lane	Name	Country Code	R.T.	50m	Time	Time Behind
1	4	POSCHART Max	GER	0.89	(2) 16.11	34.50 18.39	
2	3	STRIKINAC Filip	CRO	0.86	(1) 16.09	34.90 18.81	0.40
3	5	MYLONAKIS Anastasios	GRE	0.93	(6) 17.17	36.39 19.22	1.89
4	7	UENO Kohki	JPN	0.90	(4) 16.96	36.45 19.49	1.95
5	1	SMISHCHENKO Serhii	UKR	0.90	(5) 16.98	36.75 19.77	2.25
6	6	RODRIGUEZ LOPEZ Juan Camilo	COL	0.97	(3) 16.61	36.77 20.16	2.27
7	8	FIGINI Stefano	ITA	1.10	(7) 18.08	37.00 18.92	2.50
8	2	SHAN Yongan	CHN	1.08	(8) 22.02	47.04 25.02	12.54

Legend:

R.T. Reaction Time **WG** World Games Record **WR** World Record

Timing and Results provided by  **TISSOT**





Finswimming

Men's Surface 200m





Entry List by Event

As of FRI 8 JUL 2022

Event Number 12

	Record	Splits			Name	Country	Location	Date
WR	1:18.65				OCAMPO LOZADA JF	COL	Volos (GRE)	26 JUN 2016
WG	1:20.25	19.11	39.82	1:00.17	ZHURMAN Dmitrii	RUS	Wroclaw (POL)	22 JUL 2017

Number of entries: 8

Name	Country Code	Date of Birth	Location of Performance	Date of Performance	Qualifying Time
BUKOR Adam	HUN	22 JAN 1999			1:20.44
ZAKHAROV Oleksii	UKR	8 JAN 2001			1:20.89
POSCHART Max	GER	14 SEP 1994			1:21.15
MEYER Hugo	FRA	4 NOV 1998			1:21.34
MOZSAR Alex	HUN	27 DEC 2000			1:21.59
OCAMPO LOZADA Juan Fernando	COL	5 JAN 1994			1:22.07
LATAL Filip	CZE	23 AUG 2002			1:22.49
FIGINI Stefano	ITA	14 JUN 1987			1:22.78

Legend:


WG World Games Record **WR** World Record

Timing and Results provided by  **TISSOT**




Medallists

Medal	Name	Country
GOLD	POSCHART Max	GER - Germany
SILVER	MOZSAR Alex	HUN - Hungary
BRONZE	BUKOR Adam	HUN - Hungary

Timing and Results provided by  **TISSOT**





Start List


Event Number 12

	Record	Splits			Name	Country	Location	Date
WR	1:18.65				OCAMPO LOZADA JF	COL	Volos (GRE)	26 JUN 2016
WG	1:20.25	19.11	39.82	1:00.17	ZHURMAN Dmitrii	RUS	Wroclaw (POL)	22 JUL 2017

Lane	Name	Country	Date of Birth	Qualifying Time	Time	Rank
1	LATAL Filip	CZE	23 AUG 2002	1:22.49		
2	MOZSAR Alex	HUN	27 DEC 2000	1:21.59		
3	POSCHART Max	GER	14 SEP 1994	1:21.15		
4	BUKOR Adam	HUN	22 JAN 1999	1:20.44		
5	ZAKHAROV Oleksii	UKR	8 JAN 2001	1:20.89		
6	MEYER Hugo	FRA	4 NOV 1998	1:21.34		
7	OCAMPO LOZADA Juan Fernando	COL	5 JAN 1994	1:22.07		
8	FIGINI Stefano	ITA	14 JUN 1987	1:22.78		

Legend:

WG World Games Record **WR** World Record

Timing and Results provided by  **TISSOT**





Results

Event Number 12

	Record	Splits	Name	Country	Location	Date
WR	1:18.65		OCAMPO LOZADA JF	COL	Volos (GRE)	26 JUN 2016
WG	1:20.25	19.11 39.82 1:00.17	ZHURMAN Dmitrii	RUS	Wroclaw (POL)	22 JUL 2017

Rank	Lane	Name	Country Code	R.T.	50m	100m	150m	Time	Time Behind
1	3	POSCHART Max	GER	0.90	(3) 18.64	(2) 38.00	(2) 58.32	1:19.87	WG
						19.36	20.32	21.55	
2	2	MOZSAR Alex	HUN	0.98	(5) 18.99	(3) 38.76	(3) 59.25	1:20.03	0.16
						19.77	20.49	20.78	
3	4	BUKOR Adam	HUN	0.84	(1) 17.83	(1) 37.35	(1) 58.19	1:20.12	0.25
						19.52	20.84	21.93	
4	6	MEYER Hugo	FRA	0.96	(7) 19.51	(7) 39.54	(5) 1:00.49	1:21.54	1.67
						20.03	20.95	21.05	
5	1	LATAL Filip	CZE	0.96	(8) 19.88	(8) 40.55	(8) 1:01.37	1:21.78	1.91
						20.67	20.82	20.41	
6	5	ZAKHAROV Oleksii	UKR	0.90	(2) 18.63	(4) 39.13	(4) 1:00.34	1:21.96	2.09
						20.50	21.21	21.62	
7	7	OCAMPO LOZADA Juan Fernando	COL	1.04	(6) 19.00	(5) 39.22	(6) 1:00.97	1:23.95	4.08
						20.22	21.75	22.98	
8	8	FIGINI Stefano	ITA	0.92	(4) 18.90	(6) 39.40	(7) 1:01.13	1:24.10	4.23
						20.50	21.73	22.97	

Legend:

R.T. Reaction Time **WG** World Games Record **WR** World Record

Timing and Results provided by  **TISSOT**





Finswimming

Men's Surface 400m





Entry List by Event

As of FRI 8 JUL 2022

Event Number 6

	Record	Splits	Name	Country	Location	Date
WR	2:55.57		ZAKHAROV Oleksii	UKR	Lignano Sabbiadoro (ITA)	21 FEB 2021
WG	2:58.00		MAX WALTER Lauschus	GER	CALI (COL)	26 JUL 2013

Number of entries: 8

Name	Country Code	Date of Birth	Location of Performance	Date of Performance	Qualifying Time
ZAKHAROV Oleksii	UKR	8 JAN 2001			2:59.33
MOZSAR Alex	HUN	27 DEC 2000			2:59.54
BUKOR Adam	HUN	22 JAN 1999			3:01.37
MEYER Hugo	FRA	4 NOV 1998			3:01.63
YOON Youngjoong	KOR	9 DEC 1984			3:01.64
GOLENIA Robert	GER	4 MAY 2000			3:02.15
TSOUROUNAKIS Antonios	GRE	26 JUN 1988			3:03.66
TOPARLAK Derin	TUR	12 MAR 1997			3:04.33

Legend:	WG World Games Record	WR World Record
----------------	------------------------------	------------------------

Timing and Results provided by 






Medallists

Medal	Name	Country
GOLD	MOZSAR Alex	HUN - Hungary
SILVER	YOON Youngjoong	KOR - Republic of Korea
BRONZE	BUKOR Adam	HUN - Hungary

Timing and Results provided by



Start List


Event Number 6

	Record	Splits	Name	Country	Location	Date
WR	2:55.57		ZAKHAROV Oleksii	UKR	Lignano Sabbiadoro (ITA)	21 FEB 2021
WG	2:58.00		MAX WALTER Lauschus	GER	CALI (COL)	26 JUL 2013

Lane	Name	Country	Date of Birth	Qualifying Time	Time	Rank
1	TSOURONAKIS Antonios	GRE	26 JUN 1988	3:03.66		
2	YOON Youngjoong	KOR	9 DEC 1984	3:01.64		
3	BUKOR Adam	HUN	22 JAN 1999	3:01.37		
4	ZAKHAROV Oleksii	UKR	8 JAN 2001	2:59.33		
5	MOZSAR Alex	HUN	27 DEC 2000	2:59.54		
6	MEYER Hugo	FRA	4 NOV 1998	3:01.63		
7	GOLENIA Robert	GER	4 MAY 2000	3:02.15		
8	TOPARLAK Derin	TUR	12 MAR 1997	3:04.33		

Legend:

WG World Games Record **WR** World Record

Timing and Results provided by  **TISSOT**




Results

Event Number 6

	Record	Splits	Name	Country	Location	Date
WR	2:55.57		ZAKHAROV Oleksii	UKR	Lignano Sabbiadoro (ITA)	21 FEB 2021
WG	2:58.00		MAX WALTER Lauschus	GER	CALI (COL)	26 JUL 2013

Rank	Lane	Name	Country Code	R.T.	Time	Time Behind
1	5	MOZSAR Alex	HUN	0.99	2:56.87	WG
50m (3) 20.28	100m (2) 41.97 21.69	150m (2) 1:04.09 22.12	200m (1) 1:26.61 22.52	250m (1) 1:49.25 22.64	300m (2) 2:12.10 22.85	350m (2) 2:34.74 22.64
2	2	YOON Youngjoong	KOR	0.96	2:57.76	0.89
50m (6) 20.83	100m (4) 42.42 21.59	150m (3) 1:04.74 22.32	200m (=2) 1:27.07 22.33	250m (2) 1:49.42 22.35	300m (1) 2:11.98 22.56	350m (1) 2:34.48 22.50
3	3	BUKOR Adam	HUN	0.93	2:57.83	0.96
50m (1) 19.86	100m (3) 42.19 22.33	150m (6) 1:05.22 23.03	200m (6) 1:27.89 22.67	250m (6) 1:51.02 23.13	300m (4) 2:13.89 22.87	350m (4) 2:36.40 22.51
4	6	MEYER Hugo	FRA	1.11	2:58.13	1.26
50m (8) 21.20	100m (8) 43.16 21.96	150m (5) 1:05.14 21.98	200m (4) 1:27.14 22.00	250m (3) 1:49.75 22.61	300m (3) 2:12.47 22.72	350m (3) 2:35.42 22.95
5	4	ZAKHAROV Oleksii	UKR	1.01	2:58.31	1.44
50m (4) 20.56	100m (5) 42.51 21.95	150m (4) 1:05.13 22.62	200m (5) 1:27.78 22.65	250m (5) 1:50.59 22.81	300m (5) 2:14.04 23.45	350m (5) 2:37.24 23.20
6	7	GOLENIA Robert	GER	0.91	3:03.09	6.22
50m (2) 20.02	100m (1) 41.57 21.55	150m (1) 1:03.92 22.35	200m (=2) 1:27.07 23.15	250m (4) 1:50.51 23.44	300m (6) 2:15.07 24.56	350m (6) 2:39.69 24.62
7	8	TOPARLAK Derin	TUR	0.93	3:03.14	6.27
50m (5) 20.79	100m (7) 43.14 22.35	150m (8) 1:06.00 22.86	200m (8) 1:28.87 22.87	250m (8) 1:52.16 23.29	300m (8) 2:16.46 24.30	350m (8) 2:40.16 23.70
8	1	TSOUROUNAKIS Antonios	GRE	1.14	3:06.57	9.70
50m (7) 21.12	100m (6) 43.01 21.89	150m (7) 1:05.37 22.36	200m (7) 1:28.22 22.85	250m (7) 1:51.85 23.63	300m (7) 2:15.30 23.45	350m (7) 2:40.13 24.83

Legend:	=	Equal rank	R.T.	Reaction Time	WG	World Games Record	WR	World Record
----------------	---	------------	------	---------------	----	--------------------	----	--------------

Timing and Results provided by  TISSOT





Finswimming

Men's Surface Relay 4x50m






Entry List by Event

As of FRI 8 JUL 2022


Event Number 8

Number of entries: 7

Country	Qualifying Time
GER - Germany	1:11.39
COL - Colombia	1:11.77
CHN - People's Republic of China	1:11.79
UKR - Ukraine	1:12.04
GRE - Greece	1:12.94
HUN - Hungary	1:13.65
USA - United States of America	1:25.00


Timing and Results provided by  **TISSOT**





Medallists

Medal	Country	Name
GOLD	COL - Colombia	RODRIGUEZ LOPEZ Juan Camilo DUQUE JIMENEZ Juan David FERNANDEZ Mauricio OCAMPO LOZADA Juan Fernando
SILVER	CHN - People's Republic of China	ZHANG Siqian SHAN Yongan WANG Zhihao TONG Zhenbo
BRONZE	GER - Germany	MORSTEDT Justus STRIEGLER Malte GOLENIA Robert POSCHART Max



Start List

REVISED
8 JUL 12:35

Event Number 8

Lane	Country	Name	Date of Birth	Qualifying Time	Time	Rank
1	USA - United States of America	MODROV Drew Addison	17 NOV 1989	1:25.00		
		MORA Santiago	15 JUN 2001			
		MCLAWSON Edward Sukura	8 JUL 1984			
		ORDONEZ RESTREPO Nicolas	28 SEP 2001			
2	GRE - Greece	MYLONAKIS Anastasios	15 JUN 1996	1:12.94		
		PANAGIOTIDIS Georgios	28 DEC 2001			
		TSOUROUNAKIS Antonios	26 JUN 1988			
		KALTSOUKALAS Georgios	9 APR 2005			
3	CHN - People's Republic of China	ZHANG Siqian	14 JUN 2002	1:11.79		
		SHAN Yongan	23 MAR 1999			
		WANG Zhihao	9 MAY 2002			
		TONG Zhenbo	22 SEP 1996			
4	GER - Germany	MORSTEDT Justus	19 JUN 2001	1:11.39		
		STRIEGLER Malte	4 SEP 1993			
		GOLENIA Robert	4 MAY 2000			
		POSCHART Max	14 SEP 1994			
5	COL - Colombia	RODRIGUEZ LOPEZ Juan Camilo	9 MAR 1996	1:11.77		
		DUQUE JIMENEZ Juan David	15 MAY 1990			
		FERNANDEZ Mauricio	15 JAN 1987			
		OCAMPO LOZADA Juan Fernando	5 JAN 1994			
6	UKR - Ukraine	GAPONENKO Dmytro	12 OCT 1997	1:12.04		
		ODYNOKOV Oleksandr	11 JUN 1993			
		ZAKHAROV Oleksii	8 JAN 2001			
		SMISHCHENKO Serhii	20 JAN 2000			
7	HUN - Hungary	MOZSAR Alex	27 DEC 2000	1:13.65		
		HAMLIN Matthew	24 APR 1997			
		KISS Nandor	7 OCT 2005			
		BUKOR Adam	22 JAN 1999			

Timing and Results provided by



Results

Event Number 8

Rank	Lane	Country / Name	R.T.	50m	Time	Time Behind
1	5	COL - Colombia			1:01.13	WR
		RODRIGUEZ LOPEZ Juan Camilo	0.88	15.87	(3) 15.87	
		DUQUE JIMENEZ Juan David	0.17	15.11	(=1) 30.98	
		FERNANDEZ Mauricio	0.11	14.54	(1) 45.52	
		OCAMPO LOZADA Juan Fernando	0.30	15.61	(1) 1:01.13	
2	3	CHN - People's Republic of China			1:01.33	0.20
		ZHANG Siqian	0.98	15.77	(2) 15.77	
		SHAN Yongan	0.11	15.21	(=1) 30.98	
		WANG Zhihao	0.20	15.37	(2) 46.35	
		TONG Zhenbo	0.08	14.98	(2) 1:01.33	
3	4	GER - Germany			1:01.54	0.41
		MORSTEDT Justus	0.83	16.11	(4) 16.11	
		STRIEGLER Malte	0.07	15.79	(4) 31.90	
		GOLENIA Robert	0.10	15.17	(3) 47.07	
		POSCHART Max	0.26	14.47	(3) 1:01.54	
4	2	GRE - Greece			1:02.87	1.74
		MYLONAKIS Anastasios	0.82	15.62	(1) 15.62	
		PANAGIOTIDIS Georgios	0.27	15.81	(3) 31.43	
		TSOUROUNAKIS Antonios	0.33	16.43	(4) 47.86	
		KALTSOUKALAS Georgios	0.41	15.01	(4) 1:02.87	
5	6	UKR - Ukraine			1:03.36	2.23
		GAPONENKO Dmytro	0.93	16.37	(5) 16.37	
		ODYNOKOV Oleksandr	0.09	15.88	(5) 32.25	
		ZAKHAROV Oleksii	0.26	16.09	(5) 48.34	
		SMISHCHENKO Serhii	-0.10	15.02	(5) 1:03.36	
6	7	HUN - Hungary			1:06.25	5.12
		MOZSAR Alex	0.95	17.01	(6) 17.01	
		HAMLIN Matthew	0.35	16.55	(6) 33.56	
		KISS Nandor	0.33	16.25	(6) 49.81	
		BUKOR Adam	0.26	16.44	(6) 1:06.25	
7	1	USA - United States of America			1:15.79	14.66
		MODROV Drew Addison	0.99	17.54	(7) 17.54	
		MORA Santiago	0.46	18.14	(7) 35.68	
		MCLAWSON Edward Sukura	0.21	21.20	(7) 56.88	
		ORDONEZ RESTREPO Nicolas	0.32	18.91	(7) 1:15.79	

Legend:

= Equal rank R.T. Reaction Time WR World Record

Timing and Results provided by 






Finswimming

Men's Surface Relay 4x100m





Entry List by Event

As of FRI 8 JUL 2022

Event Number 15

	Record	Splits			Country (Relay)	Location	Date
WR	2:16.54	34.22	1:08.94	1:42.83	RUS - Russian Federation	Wroclaw (POL)	22 JUL 2017
WG	2:16.54	34.22	1:08.94	1:42.83	RUS - Russian Federation	Wroclaw (POL)	22 JUL 2017

Number of entries: 7

Country	Qualifying Time
GER - Germany	2:22.78
COL - Colombia	2:23.54
CHN - People's Republic of China	2:23.58
UKR - Ukraine	2:24.07
GRE - Greece	2:25.88
HUN - Hungary	2:27.37
USA - United States of America	2:50.00

Legend:

WG World Games Record **WR** World Record

Timing and Results provided by  **TISSOT**



Medallists

Medal	Country	Name
GOLD	GER - Germany	GOLENIA Robert STRIEGLER Malte MORSTEDT Justus POSCHART Max
SILVER	COL - Colombia	RODRIGUEZ LOPEZ Juan Camilo DUQUE JIMENEZ Juan David FERNANDEZ Mauricio OCAMPO LOZADA Juan Fernando
BRONZE	CHN - People's Republic of China	WANG Zhihao TONG Zhenbo ZHANG Siqian SHAN Yongan

Timing and Results provided by 



Start List

REVISED
9 JUL 12:24

Event Number 15

	Record	Splits		Country (Relay)		Location	Date
WR	2:16.54	34.22	1:08.94	1:42.83	RUS - Russian Federation	Wroclaw (POL)	22 JUL 2017
WG	2:16.54	34.22	1:08.94	1:42.83	RUS - Russian Federation	Wroclaw (POL)	22 JUL 2017

Lane	Country	Name	Date of Birth	Qualifying Time	Time	Rank
1	USA - United States of America	MORA Santiago	15 JUN 2001	2:50.00		
		MODROV Drew Addison	17 NOV 1989			
		MCLAWSON Edward Sukura	8 JUL 1984			
		ORDONEZ RESTREPO Nicolas	28 SEP 2001			
2	GRE - Greece	KALTSOUKALAS Georgios	9 APR 2005	2:25.88		
		PANAGIOTIDIS Georgios	28 DEC 2001			
		TSOUROUNAKIS Antonios	26 JUN 1988			
		MYLONAKIS Anastasios	15 JUN 1996			
3	CHN - People's Republic of China	WANG Zhihao	9 MAY 2002	2:23.58		
		TONG Zhenbo	22 SEP 1996			
		ZHANG Siqian	14 JUN 2002			
		SHAN Yongan	23 MAR 1999			
4	GER - Germany	GOLENIA Robert	4 MAY 2000	2:22.78		
		STRIEGLER Malte	4 SEP 1993			
		MORSTEDT Justus	19 JUN 2001			
		POSCHART Max	14 SEP 1994			
5	COL - Colombia	RODRIGUEZ LOPEZ Juan Camilo	9 MAR 1996	2:23.54		
		DUQUE JIMENEZ Juan David	15 MAY 1990			
		FERNANDEZ Mauricio	15 JAN 1987			
		OCAMPO LOZADA Juan Fernando	5 JAN 1994			
6	UKR - Ukraine	SMISHCHENKO Serhii	20 JAN 2000	2:24.07		
		GAPONENKO Dmytro	12 OCT 1997			
		ODYNOKOV Oleksandr	11 JUN 1993			
		ZAKHAROV Oleksii	8 JAN 2001			
7	HUN - Hungary	MOZSAR Alex	27 DEC 2000	2:27.37		
		HAMLIN Matthew	24 APR 1997			
		KISS Nandor	7 OCT 2005			
		BUKOR Adam	22 JAN 1999			

Legend:

WG World Games Record **WR** World Record

Timing and Results provided by 



Results

Event Number 15

Record	Splits	Country (Relay)	Location	Date
WR 2:16.54	34.22 1:08.94 1:42.83	RUS - Russian Federation	Wroclaw (POL)	22 JUL 2017
WG 2:16.54	34.22 1:08.94 1:42.83	RUS - Russian Federation	Wroclaw (POL)	22 JUL 2017

Rank	Lane	Country / Name	R.T.	50m	100m	Time	Time Behind
1	4	GER - Germany				2:18.13	
		GOLENIA Robert	0.90	17.27	35.50	(2) 35.50	
		STRIEGLER Malte	0.16	16.06	35.84	(3) 1:11.34	
		MORSTEDT Justus	-0.14	15.52	33.70	(2) 1:45.04	
		POSCHART Max	0.11	15.41	33.09	(1) 2:18.13	
2	5	COL - Colombia				2:19.01	0.88
		RODRIGUEZ LOPEZ Juan Camilo	0.87	16.02	35.24	(1) 35.24	
		DUQUE JIMENEZ Juan David	0.30	16.21	35.09	(1) 1:10.33	
		FERNANDEZ Mauricio	0.07	15.20	34.18	(1) 1:44.51	
		OCAMPO LOZADA Juan Fernando	0.24	15.98	34.50	(2) 2:19.01	
3	3	CHN - People's Republic of China				2:20.18	2.05
		WANG Zhihao	0.93	17.36	36.80	(6) 36.80	
		TONG Zhenbo	0.11	15.98	34.08	(2) 1:10.88	
		ZHANG Siqian	0.01	16.05	35.39	(3) 1:46.27	
		SHAN Yongan	0.04	15.37	33.91	(3) 2:20.18	
4	2	GRE - Greece				2:23.68	5.55
		KALTSOUKALAS Georgios	0.89	17.20	35.73	(3) 35.73	
		PANAGIOTIDIS Georgios	0.02	16.50	36.34	(4) 1:12.07	
		TSOUROUNAKIS Antonios	0.25	17.27	36.47	(4) 1:48.54	
		MYLONAKIS Anastasios	0.00	16.63	35.14	(4) 2:23.68	
5	7	HUN - Hungary				2:24.13	6.00
		MOZSAR Alex	0.96	17.62	36.25	(5) 36.25	
		HAMLIN Matthew	0.34	16.96	36.57	(6) 1:12.82	
		KISS Nandor	0.35	17.29	36.54	(6) 1:49.36	
		BUKOR Adam	0.24	16.73	34.77	(5) 2:24.13	
6	6	UKR - Ukraine				2:24.61	6.48
		SMISHCHENKO Serhii	0.88	16.84	35.90	(4) 35.90	
		GAPONENKO Dmytro	0.03	16.35	36.66	(5) 1:12.56	
		ODYNOKOV Oleksandr	0.08	16.99	36.72	(5) 1:49.28	
		ZAKHAROV Oleksii	0.24	16.38	35.33	(6) 2:24.61	
7	1	USA - United States of America				3:03.04	44.91
		MORA Santiago	1.05	19.76	43.01	(7) 43.01	
		MODROV Drew Addison	0.44	12.48	41.47	(7) 1:24.48	
		MCLAWSON Edward Sukura	0.28	22.80	49.77	(7) 2:14.25	
		ORDONEZ RESTREPO Nicolas	0.79		48.79	(7) 3:03.04	

Legend:

R.T. Reaction Time **WG** World Games Record **WR** World Record


Timing and Results provided by  **TISSOT**



Finswimming

Women's Apnoea 50m






Medallists

Medal	Name	Country
GOLD	HU Yaoyao	CHN - People's Republic of China
SILVER	SHU Chengjing	CHN - People's Republic of China
BRONZE	AGUIRRE JOYA Paula Alejandra	COL - Colombia

Timing and Results provided by



Start List


Event Number 1

	Record	Name	Country	Location	Date
WR	15.10	BAOZHEN Zhu	CHN	Kaohsiung (TPE)	23 JUL 2009
WG	15.10	BAOZHEN Zhu	CHN	Kaohsiung (TPE)	23 JUL 2009

Lane	Name	Country	Date of Birth	Qualifying Time	Time	Rank
1	BASSI Dora	CRO	30 JAN 1993	16.73		
2	AGUIRRE JOYA Paula Alejandra	COL	24 OCT 1999	16.56		
3	JANG Ye Sol	KOR	14 NOV 1988	16.32		
4	HU Yaoyao	CHN	27 JUL 2000	16.03		
5	SEO Uijin	KOR	12 DEC 2000	16.22		
6	SHU Chengjing	CHN	10 JUL 1996	16.46		
7	LECOEUR Maelle	FRA	20 MAY 1997	16.59		
8	HAMON Maiwenn	FRA	11 AUG 2003	16.74		

Legend:

WG World Games Record **WR** World Record

Timing and Results provided by  **TISSOT**



Results


Event Number 1

	Record	Name	Country	Location	Date
WR	15.10	BAOZHEN Zhu	CHN	Kaohsiung (TPE)	23 JUL 2009
WG	15.10	BAOZHEN Zhu	CHN	Kaohsiung (TPE)	23 JUL 2009

Rank	Lane	Name	Country Code	R.T.	Time	Time Behind
1	4	HU Yaoyao	CHN	0.86	15.75	
2	6	SHU Chengjing	CHN	0.92	15.90	0.15
3	2	AGUIRRE JOYA Paula Alejandra	COL	0.99	16.27	0.52
4	5	SEO Ujjin	KOR	0.76	16.29	0.54
5	8	HAMON Maiwenn	FRA	0.87	16.53	0.78
6	1	BASSI Dora	CRO	0.96	16.54	0.79
7	7	LECOEUR Maelle	FRA	0.81	16.76	1.01
8	3	JANG Ye Sol	KOR	0.74	17.43	1.68

Legend:

R.T. Reaction Time **WG** World Games Record **WR** World Record

Timing and Results provided by  **TISSOT**



Finswimming

Women's Bi Fins 50m





Entry List by Event

As of FRI 8 JUL 2022

Event Number 2

	Record	Name	Country	Location	Date
WR	20.52	SENANSZKY Petra	HUN	Wroclaw (POL)	21 JUL 2017
WG	20.52	SENANSZKY Petra	HUN	Wroclaw (POL)	21 JUL 2017


Number of entries: 8

Name	Country Code	Date of Birth	Location of Performance	Date of Performance	Qualifying Time
SENANSZKY Petra	HUN	10 JAN 1994			20.99
VARGA Krisztina	HUN	27 FEB 1996			21.71
CHOI Min Ji	KOR	22 MAY 1992			21.94
DUDEK Antonina	POL	15 DEC 2005			22.18
PIKINER Iryna	UKR	9 MAR 1990			22.32
MORENO ALEGRIA Diana Paola	COL	1 DEC 1991			22.55
HE Pin Li	TPE	13 MAR 1996			22.64
TYMOSHENKO Yevheniia	UKR	10 JAN 2002			22.98

Legend:
WG World Games Record WR World Record

Timing and Results provided by 






Medallists

Medal	Name	Country
GOLD	SENANSZKY Petra	HUN - Hungary
SILVER	CHOI Min Ji	KOR - Republic of Korea
BRONZE	VARGA Krisztina	HUN - Hungary

Timing and Results provided by



Start List

Event Number 2

	Record	Name	Country	Location	Date
WR	20.52	SENANSZKY Petra	HUN	Wroclaw (POL)	21 JUL 2017
WG	20.52	SENANSZKY Petra	HUN	Wroclaw (POL)	21 JUL 2017

Lane	Name	Country	Date of Birth	Qualifying Time	Time	Rank
1	HE Pin Li	TPE	13 MAR 1996	22.64		
2	PIKINER Iryna	UKR	9 MAR 1990	22.32		
3	CHOI Min Ji	KOR	22 MAY 1992	21.94		
4	SENANSZKY Petra	HUN	10 JAN 1994	20.99		
5	VARGA Krisztina	HUN	27 FEB 1996	21.71		
6	DUDEK Antonina	POL	15 DEC 2005	22.18		
7	MORENO ALEGRIA Diana Paola	COL	1 DEC 1991	22.55		
8	TYMOSHENKO Yevheniia	UKR	10 JAN 2002	22.98		

Legend:

WG World Games Record **WR** World Record

Timing and Results provided by  **TISSOT**



Results

Event Number 2

	Record	Name	Country	Location	Date
WR	20.52	SENANSZKY Petra	HUN	Wroclaw (POL)	21 JUL 2017
WG	20.52	SENANSZKY Petra	HUN	Wroclaw (POL)	21 JUL 2017

Rank	Lane	Name	Country Code	R.T.	Time	Time Behind
1	4	SENANSZKY Petra	HUN	0.77	20.54	
2	3	CHOI Min Ji	KOR	0.81	21.59	1.05
3	5	VARGA Krisztina	HUN	0.84	21.64	1.10
4	6	DUDEK Antonina	POL	0.82	22.06	1.52
5	1	HE Pin Li	TPE	0.84	22.07	1.53
6	2	PIKINER Iryna	UKR	0.77	22.11	1.57
7	8	TYMOSHENKO Yevheniia	UKR	0.79	22.50	1.96
8	7	MORENO ALEGRIA Diana Paola	COL	1.02	22.82	2.28

Legend:
R.T. Reaction Time **WG** World Games Record **WR** World Record

Timing and Results provided by **TISSOT**






Finswimming

Women's Bi Fins 100m





Entry List by Event

As of FRI 8 JUL 2022

Event Number 13

	Record	Split	Name	Country	Location	Date
WR	45.16	21.53	SENANSZKY Petra	HUN	Wroclaw (POL)	22 JUL 2017
WG	45.16	21.53	SENANSZKY Petra	HUN	Wroclaw (POL)	22 JUL 2017

Number of entries: 8

Name	Country Code	Date of Birth	Location of Performance	Date of Performance	Qualifying Time
SENANSZKY Petra	HUN	10 JAN 1994			45.42
VARGA Krisztina	HUN	27 FEB 1996			47.23
PIKINER Iryna	UKR	9 MAR 1990			48.23
HE Pin Li	TPE	13 MAR 1996			48.45
MANIATI Aikaterini	GRE	18 JAN 2005			49.10
TYMOSHENKO Yevheniia	UKR	10 JAN 2002			49.26
HRASKOVA Zuzana	SVK	25 JAN 1999			49.31
DUDEK Antonina	POL	15 DEC 2005			50.08

Legend:


WG World Games Record **WR** World Record


Timing and Results provided by  **TISSOT**



Medallists

Medal	Name	Country
GOLD	SENANSZKY Petra	HUN - Hungary
SILVER	VARGA Krisztina	HUN - Hungary
BRONZE	HRASKOVA Zuzana	SVK - Slovakia

Timing and Results provided by  **TISSOT**



Start List

Event Number 13

	Record	Split	Name	Country	Location	Date
WR	45.16	21.53	SENANSZKY Petra	HUN	Wroclaw (POL)	22 JUL 2017
WG	45.16	21.53	SENANSZKY Petra	HUN	Wroclaw (POL)	22 JUL 2017

Lane	Name	Country	Date of Birth	Qualifying Time	Time	Rank
1	HRASKOVA Zuzana	SVK	25 JAN 1999	49.31		
2	MANIATI Aikaterini	GRE	18 JAN 2005	49.10		
3	PIKINER Iryna	UKR	9 MAR 1990	48.23		
4	SENANSZKY Petra	HUN	10 JAN 1994	45.42		
5	VARGA Krisztina	HUN	27 FEB 1996	47.23		
6	HE Pin Li	TPE	13 MAR 1996	48.45		
7	TYMOSHENKO Yevheniia	UKR	10 JAN 2002	49.26		
8	DUDEK Antonina	POL	15 DEC 2005	50.08		

Legend:

WG World Games Record **WR** World Record

Timing and Results provided by  **TISSOT**



Results

Event Number 13

	Record	Split	Name	Country	Location	Date
WR	45.16	21.53	SENANSZKY Petra	HUN	Wroclaw (POL)	22 JUL 2017
WG	45.16	21.53	SENANSZKY Petra	HUN	Wroclaw (POL)	22 JUL 2017

Rank	Lane	Name	Country Code	R.T.	50m	Time	Time Behind
1	4	SENANSZKY Petra	HUN	0.79	(1) 21.50	45.38 23.88	
2	5	VARGA Krisztina	HUN	0.87	(4) 23.01	47.80 24.79	2.42
3	1	HRASKOVA Zuzana	SVK	0.91	(7) 23.44	48.05 24.61	2.67
4	8	DUDEK Antonina	POL	0.81	(3) 22.65	48.11 25.46	2.73
5	3	PIKINER Iryna	UKR	0.79	(2) 22.50	48.23 25.73	2.85
6	6	HE Pin Li	TPE	0.83	(6) 23.33	48.46 25.13	3.08
7	7	TYMOSHENKO Yevheniia	UKR	0.81	(5) 23.13	48.85 25.72	3.47
8	2	MANIATI Aikaterini	GRE	0.85	(8) 23.58	49.90 26.32	4.52

Legend:

R.T. Reaction Time **WG** World Games Record **WR** World Record

Timing and Results provided by 





Finswimming

Women's Surface 100m





Entry List by Event

As of FRI 8 JUL 2022

Event Number 11

	Record	Split	Name	Country	Location	Date
WR	38.02		MIKHAYLUSHKINA E.	RUS	Tomsk (RUS)	5 JUL 2021
WG	38.11		BAOZHEN Zhu	CHN	Kaohsiung	24 JUL 2009

Number of entries: 8

Name	Country Code	Date of Birth	Location of Performance	Date of Performance	Qualifying Time
XU Yichuan	CHN	16 MAY 1992			39.15
SHU Chengjing	CHN	10 JUL 1996			39.51
UVAROVA Viktoriia	UKR	30 JUN 2001			39.53
BASSI Dora	CRO	30 JAN 1993			39.99
AGUIRRE JOYA Paula Alejandra	COL	24 OCT 1999			40.06
MOON Ye Jin	KOR	21 FEB 2001			40.07
FERNANDEZ CASTILLO Grace	COL	25 MAY 1995			40.71
SUBA Sara	HUN	22 SEP 2004			40.71

Legend:

WG World Games Record **WR** World Record


Timing and Results provided by  **TISSOT**

FSWW100MSF-----_32C1 1

Report Created FRI 8 JUL 2022 17:35


Page 1/1






Medallists

Medal	Name	Country
GOLD	SHU Chengjing	CHN - People's Republic of China
SILVER	XU Yichuan	CHN - People's Republic of China
BRONZE	FERNANDEZ CASTILLO Grace	COL - Colombia

Timing and Results provided by  TISSOT





Start List


Event Number 11

	Record	Split	Name	Country	Location	Date
WR	38.02		MIKHAYLUSHKINA E.	RUS	Tomsk (RUS)	5 JUL 2021
WG	38.11		BAOZHEN Zhu	CHN	Kaohsiung	24 JUL 2009


Lane	Name	Country	Date of Birth	Qualifying Time	Time	Rank
1	SUBA Sara	HUN	22 SEP 2004	40.71		
2	AGUIRRE JOYA Paula Alejandra	COL	24 OCT 1999	40.06		
3	UVAROVA Viktoriia	UKR	30 JUN 2001	39.53		
4	XU Yichuan	CHN	16 MAY 1992	39.15		
5	SHU Chengjing	CHN	10 JUL 1996	39.51		
6	BASSI Dora	CRO	30 JAN 1993	39.99		
7	MOON Ye Jin	KOR	21 FEB 2001	40.07		
8	FERNANDEZ CASTILLO Grace	COL	25 MAY 1995	40.71		

Legend:

WG World Games Record **WR** World Record

Timing and Results provided by  **TISSOT**





Results


Event Number 11

	Record	Split	Name	Country	Location	Date
WR	38.02		MIKHAYLUSHKINA E.	RUS	Tomsk (RUS)	5 JUL 2021
WG	38.11		BAOZHEN Zhu	CHN	Kaohsiung	24 JUL 2009

Rank	Lane	Name	Country Code	R.T.	50m	Time	Time Behind
1	5	SHU Chengjing	CHN	0.95	(1) 18.79	39.32 20.53	
2	4	XU Yichuan	CHN	0.94	(2) 19.00	40.05 21.05	0.73
3	8	FERNANDEZ CASTILLO Grace	COL	0.94	(5) 19.19	40.52 21.33	1.20
4	2	AGUIRRE JOYA Paula Alejandra	COL	1.03	(4) 19.13	40.55 21.42	1.23
5	7	MOON Ye Jin	KOR	0.77	(8) 19.35	40.67 21.32	1.35
6	3	UVAROVA Viktoriia	UKR	0.88	(6) 19.21	40.74 21.53	1.42
7	1	SUBA Sara	HUN	0.90	(7) 19.30	40.78 21.48	1.46
8	6	BASSI Dora	CRO	0.93	(3) 19.12	40.87 21.75	1.55

Legend:

R.T. Reaction Time **WG** World Games Record **WR** World Record

Timing and Results provided by  **TISSOT**



Finswimming

Women's Surface 200m





Entry List by Event

As of FRI 8 JUL 2022

Event Number 4

	Record	Splits			Name	Country	Location	Date
WR	1:25.41	19.82	40.94	1:02.60	BARANOVSKAYA Valeriya	RUS	Wroclaw (POL)	21 JUL 2017
WG	1:25.41	19.82	40.94	1:02.60	BARANOVSKAYA Valeriya	RUS	Wroclaw (POL)	21 JUL 2017

Number of entries: 8


Name	Country Code	Date of Birth	Location of Performance	Date of Performance	Qualifying Time
XU Yichuan	CHN	16 MAY 1992			1:30.20
HRECHKO Sofia	UKR	21 JUN 2005			1:31.61
MAKARENKO Anastasiia	UKR	19 MAY 2006			1:31.80
BASSI Dora	CRO	30 JAN 1993			1:32.30
KAROLYI Csilla	HUN	21 APR 1989			1:32.58
DELIGIANNI Eirini	GRE	14 JUL 1992			1:32.76
GERARD-RENISSAC Pauline	FRA	28 JUL 1998			1:32.91
ALY SABER Gamila	EGY	18 OCT 2005			1:33.27

Legend:

WG World Games Record **WR** World Record

Timing and Results provided by  **TISSOT**






Medallists

Medal	Name	Country
GOLD	HRECHKO Sofia	UKR - Ukraine
SILVER	BASSI Dora	CRO - Croatia
BRONZE	KAROLYI Csilla	HUN - Hungary

Timing and Results provided by





Start List

Event Number 4


	Record	Splits			Name	Country	Location	Date
WR	1:25.41	19.82	40.94	1:02.60	BARANOVSKAYA Valeriya	RUS	Wroclaw (POL)	21 JUL 2017
WG	1:25.41	19.82	40.94	1:02.60	BARANOVSKAYA Valeriya	RUS	Wroclaw (POL)	21 JUL 2017

Lane	Name	Country	Date of Birth	Qualifying Time	Time	Rank
1	GERARD-RENISSAC Pauline	FRA	28 JUL 1998	1:32.91		
2	KAROLYI Csilla	HUN	21 APR 1989	1:32.58		
3	MAKARENKO Anastasiia	UKR	19 MAY 2006	1:31.80		
4	XU Yichuan	CHN	16 MAY 1992	1:30.20		
5	HRECHKO Sofiiia	UKR	21 JUN 2005	1:31.61		
6	BASSI Dora	CRO	30 JAN 1993	1:32.30		
7	DELIGIANNI Eirini	GRE	14 JUL 1992	1:32.76		
8	ALY SABER Gamila	EGY	18 OCT 2005	1:33.27		

Legend:

WG World Games Record **WR** World Record

Timing and Results provided by  **TISSOT**



Results


Event Number 4

	Record	Splits		Name	Country	Location	Date	
WR	1:25.41	19.82	40.94	1:02.60	BARANOVSKAYA Valeriya	RUS	Wroclaw (POL)	21 JUL 2017
WG	1:25.41	19.82	40.94	1:02.60	BARANOVSKAYA Valeriya	RUS	Wroclaw (POL)	21 JUL 2017

Rank	Lane	Name	Country Code	R.T.	50m	100m	150m	Time	Time Behind
1	5	HRECHKO Sofiia	UKR	0.99	(3) 21.04	(3) 43.18 22.14	(3) 1:06.72 23.54	1:29.57 22.85	
2	6	BASSI Dora	CRO	1.00	(6) 21.58	(4) 44.22 22.64	(4) 1:07.33 23.11	1:30.46 23.13	0.89
3	2	KAROLYI Csilla	HUN	0.90	(2) 20.54	(2) 43.11 22.57	(2) 1:06.51 23.40	1:30.54 24.03	0.97
4	4	XU Yichuan	CHN	0.97	(1) 20.28	(1) 42.37 22.09	(1) 1:05.63 23.26	1:30.59 24.96	1.02
5	7	DELIGIANNI Eirini	GRE	1.00	(8) 22.16	(7) 45.59 23.43	(7) 1:09.33 23.74	1:32.96 23.63	3.39
6	1	GERARD-RENISSAC Pauline	FRA	0.99	(5) 21.49	(5) 44.23 22.74	(5) 1:08.01 23.78	1:33.22 25.21	3.65
7	3	MAKARENKO Anastasiia	UKR	0.94	(4) 21.10	(6) 44.92 23.82	(6) 1:08.81 23.89	1:34.78 25.97	5.21
8	8	ALY SABER Gamila	EGY	1.06	(7) 22.14	(8) 46.13 23.99	(8) 1:11.74 25.61	1:36.18 24.44	6.61

Legend:

R.T. Reaction Time **WG** World Games Record **WR** World Record

Timing and Results provided by  **TISSOT**





Finswimming

Women's Surface 400m





Entry List by Event

As of FRI 8 JUL 2022

Event Number 14


	Record	Splits			Name	Country	Location	Date
WR	3:12.10				SUN Yiting	CHN	Belgrade (SRB)	16 JUL 2018
WG	3:14.47	44.22	1:34.91	2:26.29	SUN Yiting	CHN	Wroclaw (POL)	22 JUL 2017


Number of entries: 8

Name	Country Code	Date of Birth	Location of Performance	Date of Performance	Qualifying Time
ANTONIAK Anastasiia	UKR	21 JUN 1997			3:17.52
HRECHKO Sofiiia	UKR	21 JUN 2005			3:18.08
SCHIKORA Johanna	GER	6 JAN 2002			3:20.32
SZABO Anita	HUN	14 JAN 2001			3:20.53
CHEN Sijia	CHN	27 AUG 1999			3:20.81
POSCHART Elena	GER	18 OCT 1993			3:21.71
ALY SABER Gamila	EGY	18 OCT 2005			3:23.20
BLASZAK Lilla	HUN	7 SEP 2000			3:23.42

Legend:


WG World Games Record **WR** World Record

Timing and Results provided by  **TISSOT**



Medallists

Medal	Name	Country
GOLD	SCHIKORA Johanna	GER - Germany
SILVER	HRECHKO Sofiiia	UKR - Ukraine
BRONZE	ANTONIAK Anastasiia	UKR - Ukraine

Timing and Results provided by  **TISSOT**





Start List

Event Number 14

	Record	Splits				Name	Country	Location	Date
WR	3:12.10					SUN Yiting	CHN	Belgrade (SRB)	16 JUL 2018
WG	3:14.47	44.22	1:34.91	2:26.29	SUN Yiting	CHN	Wroclaw (POL)	22 JUL 2017	

Lane	Name	Country	Date of Birth	Qualifying Time	Time	Rank
1	ALY SABER Gamila	EGY	18 OCT 2005	3:23.20		
2	CHEN Sijia	CHN	27 AUG 1999	3:20.81		
3	SCHIKORA Johanna	GER	6 JAN 2002	3:20.32		
4	ANTONIAK Anastasiia	UKR	21 JUN 1997	3:17.52		
5	HRECHKO Sofiia	UKR	21 JUN 2005	3:18.08		
6	SZABO Anita	HUN	14 JAN 2001	3:20.53		
7	POSCHART Elena	GER	18 OCT 1993	3:21.71		
8	BLASZAK Lilla	HUN	7 SEP 2000	3:23.42		

Legend:
WG World Games Record **WR** World Record

Timing and Results provided by **TISSOT**



Results

Event Number 14

	Record	Splits		Name	Country	Location	Date
WR	3:12.10			SUN Yiting	CHN	Belgrade (SRB)	16 JUL 2018
WG	3:14.47	44.22	1:34.91	2:26.29	SUN Yiting	Wroclaw (POL)	22 JUL 2017

Rank	Lane	Name	Country Code	R.T.	Time	Time Behind
1	3	SCHIKORA Johanna	GER	1.00	3:14.22	WG
50m (2) 22.93	100m (2) 47.21 24.28	150m (2) 1:11.71 24.50	200m (1) 1:36.48 24.77	250m (1) 2:01.08 24.60	300m (1) 2:25.74 24.66	350m (1) 2:50.07 24.33
2	5	HRECHKO Sofii	UKR	0.97	3:16.22	2.00
50m (1) 22.21	100m (1) 46.31 24.10	150m (1) 1:11.51 25.20	200m (2) 1:36.58 25.07	250m (2) 2:01.70 25.12	300m (2) 2:27.13 25.43	350m (2) 2:51.83 24.70
3	4	ANTONIAK Anastasiia	UKR	0.96	3:18.84	4.62
50m (3) 23.11	100m (3) 47.45 24.34	150m (3) 1:11.99 24.54	200m (3) 1:37.02 25.03	250m (3) 2:02.26 25.24	300m (3) 2:27.86 25.60	350m (3) 2:53.06 25.20
4	8	BLASZAK Lilla	HUN	0.98	3:20.89	6.67
50m (7) 24.13	100m (5) 48.51 24.38	150m (6) 1:14.43 25.92	200m (6) 1:40.35 25.92	250m (5) 2:06.14 25.79	300m (4) 2:31.42 25.28	350m (4) 2:56.54 25.12
5	6	SZABO Anita	HUN	0.98	3:22.80	8.58
50m (5) 23.58	100m (6) 48.75 25.17	150m (5) 1:14.08 25.33	200m (4) 1:39.86 25.78	250m (4) 2:05.99 26.13	300m (5) 2:31.56 25.57	350m (5) 2:57.89 26.33
6	7	POSCHART Elena	GER	1.11	3:27.30	13.08
50m (4) 23.37	100m (4) 48.37 25.00	150m (4) 1:13.81 25.44	200m (5) 1:39.97 26.16	250m (6) 2:06.55 26.58	300m (6) 2:33.42 26.87	350m (6) 3:00.34 26.92
7	1	ALY SABER Gamila	EGY	1.06	3:33.23	19.01
50m (6) 23.86	100m (7) 49.57 25.71	150m (7) 1:16.82 27.25	200m (7) 1:44.78 27.96	250m (7) 2:12.22 27.44	300m (7) 2:40.24 28.02	350m (7) 3:07.07 26.83
8	2	CHEN Sijia	CHN	1.08	3:53.61	39.39
50m (8) 26.19	100m (8) 55.26 29.07	150m (8) 1:24.52 29.26	200m (8) 1:54.30 29.78	250m (8) 2:24.36 30.06	300m (8) 2:54.72 30.36	350m (8) 3:24.88 30.16

Legend:	R.T.	Reaction Time	WG	World Games Record	WR	World Record
----------------	------	---------------	----	--------------------	----	--------------


Timing and Results provided by  TISSOT



Finswimming

Women's Surface Relay 4x50m






Entry List by Event

As of FRI 8 JUL 2022


Event Number 16

Number of entries: 8

Country	Qualifying Time
UKR - Ukraine	1:18.81
CHN - People's Republic of China	1:19.39
HUN - Hungary	1:20.38
COL - Colombia	1:21.25
KOR - Republic of Korea	1:21.34
FRA - France	1:21.81
GER - Germany	1:24.68
USA - United States of America	1:30.00


Timing and Results provided by  **TISSOT**





Medallists

Medal	Country	Name
GOLD	CHN - People's Republic of China	SHU Chengjing HU Yaoyao CHEN Sijia XU Yichuan
SILVER	COL - Colombia	AGUIRRE JOYA Paula Alejandra MORENO ALEGRIA Diana Paola RETAMOZO OLAYA Viviana Paola FERNANDEZ CASTILLO Grace
BRONZE	KOR - Republic of Korea	MOON Ye Jin KIM Minjeong JANG Ye Sol SEO Uijin




Start List

REVISED
9 JUL 12:24

Event Number 16

Lane	Country	Name	Date of Birth	Qualifying Time	Time	Rank
1	GER - Germany	RUTZE Michele	24 APR 2000	1:24.68		
		BARTHEL Nadja	8 SEP 2004			
		POSCHART Elena	18 OCT 1993			
		SCHIKORA Johanna	6 JAN 2002			
2	KOR - Republic of Korea	MOON Ye Jin	21 FEB 2001	1:21.34		
		KIM Minjeong	17 MAY 2000			
		JANG Ye Sol	14 NOV 1988			
		SEO Uijin	12 DEC 2000			
3	HUN - Hungary	SENANSZKY Petra	10 JAN 1994	1:20.38		
		SZABO Anita	14 JAN 2001			
		KAROLYI Csilla	21 APR 1989			
		VARGA Krisztina	27 FEB 1996			
4	UKR - Ukraine	HRECHKO Sofiiia	21 JUN 2005	1:18.81		
		MAKARENKO Anastasiia	19 MAY 2006			
		ANTONIAK Anastasiia	21 JUN 1997			
		UVAROVA Viktoriia	30 JUN 2001			
5	CHN - People's Republic of China	SHU Chengjing	10 JUL 1996	1:19.39		
		HU Yaoyao	27 JUL 2000			
		CHEN Sijia	27 AUG 1999			
		XU Yichuan	16 MAY 1992			
6	COL - Colombia	AGUIRRE JOYA Paula Alejandra	24 OCT 1999	1:21.25		
		MORENO ALEGRIA Diana Paola	1 DEC 1991			
		RETAMOZO OLAYA Viviana Paola	23 JUN 1998			
		FERNANDEZ CASTILLO Grace	25 MAY 1995			
7	FRA - France	HAMON Maiwenn	11 AUG 2003	1:21.81		
		GERARD-RENISSAC Pauline	28 JUL 1998			
		VERGER Anais	24 SEP 2000			
		LECOEUR Maelle	20 MAY 1997			
8	USA - United States of America	PEREZ RUBIO Alix Victoria	29 AUG 1980	1:30.00		
		OSORIO GOMEZ Sofia	12 APR 2004			
		GOLOVINA Julia Andriivna	14 JUL 2004			
		HERNANDEZ Sofia Isabel	20 JUL 2005			

Timing and Results provided by 



Results

Event Number 16

Rank	Lane	Country / Name	R.T.	50m	Time	Time Behind
1	5	CHN - People's Republic of China			1:08.95	
		SHU Chengjing	0.89	17.47	(1) 17.47	
		HU Yaoyao	0.23	16.73	(1) 34.20	
		CHEN Sijia	-0.02	18.00	(1) 52.20	
		XU Yichuan	0.11	16.75	(1) 1:08.95	
2	6	COL - Colombia			1:10.11	1.16
		AGUIRRE JOYA Paula Alejandra	0.91	18.02	(2) 18.02	
		MORENO ALEGRIA Diana Paola	0.18	17.36	(3) 35.38	
		RETAMOZO OLAYA Viviana Paola	0.07	17.45	(2) 52.83	
		FERNANDEZ CASTILLO Grace	-0.01	17.28	(2) 1:10.11	
3	2	KOR - Republic of Korea			1:10.58	1.63
		MOON Ye Jin	0.75	18.07	(3) 18.07	
		KIM Minjeong	0.03	17.10	(2) 35.17	
		JANG Ye Sol	-0.05	18.27	(3) 53.44	
		SEO Ujin	0.02	17.14	(3) 1:10.58	
4	4	UKR - Ukraine			1:11.41	2.46
		HRECHKO Sofia	0.93	18.49	(5) 18.49	
		MAKARENKO Anastasiia	0.17	17.91	(4) 36.40	
		ANTONIAK Anastasiia	0.08	17.97	(4) 54.37	
		UVAROVA Viktoriia	0.38	17.04	(4) 1:11.41	
5	7	FRA - France			1:12.52	3.57
		HAMON Maiwenn	0.85	18.19	(4) 18.19	
		GERARD-RENISSAC Pauline	0.00	18.29	(5) 36.48	
		VERGER Anais	0.20	18.27	(5) 54.75	
		LECOEUR Maelle	0.15	17.77	(5) 1:12.52	
6	3	HUN - Hungary			1:12.60	3.65
		SENANSZKY Petra	0.84	18.76	(6) 18.76	
		SZABO Anita	0.25	18.20	(6) 36.96	
		KAROLYI Csilla	0.37	17.87	(6) 54.83	
		VARGA Krisztina	0.48	17.77	(6) 1:12.60	
7	1	GER - Germany			1:14.60	5.65
		RUTZE Michele	0.96	19.28	(8) 19.28	
		BARTHEL Nadja	0.22	17.91	(7) 37.19	
		POSCHART Elena	-0.22	18.15	(7) 55.34	
		SCHIKORA Johanna	0.21	19.26	(7) 1:14.60	
8	8	USA - United States of America			1:26.31	17.36
		PEREZ RUBIO Alix Victoria	0.85	19.26	(7) 19.26	
		OSORIO GOMEZ Sofia	0.48	22.82	(8) 42.08	
		GOLOVINA Julia Andriivna	0.70	22.41	(8) 1:04.49	
		HERNANDEZ Sofia Isabel	0.34	21.82	(8) 1:26.31	

Legend:

R.T. Reaction Time

Timing and Results provided by  TISSOT





Finswimming

Women's Surface Relay 4x100m





Entry List by Event

As of FRI 8 JUL 2022

Event Number 7

	Record	Splits			Country (Relay)	Location	Date
WR	2:34.54				RUS - Russian Federation	Volos (GRE)	27 JUN 2016
WG	2:34.78	39.30	1:17.27	1:57.47	RUS - Russian Federation	Wroclaw (POL)	21 JUL 2017

Number of entries: 8

Country	Qualifying Time
UKR - Ukraine	2:37.62
CHN - People's Republic of China	2:38.78
HUN - Hungary	2:40.75
COL - Colombia	2:42.49
KOR - Republic of Korea	2:42.67
FRA - France	2:43.61
GER - Germany	2:49.37
USA - United States of America	3:00.00

Legend:

WG World Games Record **WR** World Record

Timing and Results provided by  **TISSOT**




Medallists

Medal	Country	Name
GOLD	CHN - People's Republic of China	SHU Chengjing HU Yaoyao CHEN Sijia XU Yichuan
SILVER	HUN - Hungary	SUBA Sara SEANSZKY Petra KAROLYI Csilla VARGA Krisztina
BRONZE	COL - Colombia	FERNANDEZ CASTILLO Grace RETAMOZO OLAYA Viviana Paola MORENO ALEGRIA Diana Paola AGUIRRE JOYA Paula Alejandra

Timing and Results provided by





Start List

REVISED
8 JUL 13:05

Event Number 7


	Record	Splits			Country (Relay)	Location	Date
WR	2:34.54				RUS - Russian Federation	Volos (GRE)	27 JUN 2016
WG	2:34.78	39.30	1:17.27	1:57.47	RUS - Russian Federation	Wroclaw (POL)	21 JUL 2017

Lane	Country	Name	Date of Birth	Qualifying Time	Time	Rank
1	GER - Germany	RUTZE Michele	24 APR 2000	2:49.37		
		BARTHEL Nadja	8 SEP 2004			
		POSCHART Elena	18 OCT 1993			
		SCHIKORA Johanna	6 JAN 2002			
2	KOR - Republic of Korea	KIM Minjeong	17 MAY 2000	2:42.67		
		SEO Uijin	12 DEC 2000			
		CHOI Min Ji	22 MAY 1992			
		MOON Ye Jin	21 FEB 2001			
3	HUN - Hungary	SUBA Sara	22 SEP 2004	2:40.75		
		SEANANSZKY Petra	10 JAN 1994			
		KAROLYI Csilla	21 APR 1989			
		VARGA Krisztina	27 FEB 1996			
4	UKR - Ukraine	MAKARENKO Anastasiia	19 MAY 2006	2:37.62		
		HRECHKO Sofiia	21 JUN 2005			
		ANTONIAK Anastasiia	21 JUN 1997			
		UVAROVA Viktoriia	30 JUN 2001			
5	CHN - People's Republic of China	SHU Chengjing	10 JUL 1996	2:38.78		
		HU Yaoyao	27 JUL 2000			
		CHEN Sijia	27 AUG 1999			
		XU Yichuan	16 MAY 1992			
6	COL - Colombia	FERNANDEZ CASTILLO Grace	25 MAY 1995	2:42.49		
		RETAMOZO OLAYA Viviana Paola	23 JUN 1998			
		MORENO ALEGRIA Diana Paola	1 DEC 1991			
		AGUIRRE JOYA Paula Alejandra	24 OCT 1999			
7	FRA - France	LECOEUR Maelle	20 MAY 1997	2:43.61		
		GERARD-RENISSAC Pauline	28 JUL 1998			
		VERGER Anais	24 SEP 2000			
		HEITZ Camille	19 MAR 1986			
8	USA - United States of America	PEREZ RUBIO Alix Victoria	29 AUG 1980	3:00.00		
		HERNANDEZ Sofia Isabel	20 JUL 2005			
		GOLOVINA Julia Andriivna	14 JUL 2004			
		OSORIO GOMEZ Sofia	12 APR 2004			

Legend: WG World Games Record WR World Record

Timing and Results provided by





Results

Event Number 7

	Record	Splits			Country (Relay)	Location	Date
WR	2:34.54				RUS - Russian Federation	Volos (GRE)	27 JUN 2016
WG	2:34.78	39.30	1:17.27	1:57.47	RUS - Russian Federation	Wroclaw (POL)	21 JUL 2017

Rank	Lane	Country / Name	R.T.	50m	100m	Time	Time Behind
1	5	CHN - People's Republic of China				2:38.30	
		SHU Chengjing	1.00	19.23	39.64	(1) 39.64	
		HU Yaoyao	0.03	18.21	39.26	(1) 1:18.90	
		CHEN Sijia	-0.01	19.28	40.83	(1) 1:59.73	
		XU Yichuan	0.08	18.10	38.57	(1) 2:38.30	
2	3	HUN - Hungary				2:39.37	1.07
		SUBA Sara	0.91	19.47	40.75	(4) 40.75	
		SENANSZKY Petra	0.16	18.41	40.33	(5) 1:21.08	
		KAROLYI Csilla	0.26	18.76	39.25	(2) 2:00.33	
		VARGA Krisztina	0.30	17.83	39.04	(2) 2:39.37	
3	6	COL - Colombia				2:39.93	1.63
		FERNANDEZ CASTILLO Grace	0.95	19.24	40.32	(3) 40.32	
		RETAMOZO OLAYA Viviana Paola	0.23	18.13	39.69	(2) 1:20.01	
		MORENO ALEGRIA Diana Paola	0.22	18.22	40.41	(3) 2:00.42	
		AGUIRRE JOYA Paula Alejandra	0.28	18.00	39.51	(3) 2:39.93	
4	4	UKR - Ukraine				2:40.65	2.35
		MAKARENKO Anastasiia	0.92	19.99	41.42	(5) 41.42	
		HRECHKO Sofia	0.22	18.42	39.53	(4) 1:20.95	
		ANTONIAK Anastasiia	0.01	19.24	40.92	(5) 2:01.87	
		UVAROVA Viktoriia	0.23	18.22	38.78	(4) 2:40.65	
5	2	KOR - Republic of Korea				2:41.15	2.85
		KIM Minjeong	0.93	19.24	39.73	(2) 39.73	
		SEO Uijin	0.29	19.02	40.82	(3) 1:20.55	
		CHOI Min Ji	0.14	19.03	40.67	(4) 2:01.22	
		MOON Ye Jin	0.43	19.11	39.93	(5) 2:41.15	
6	1	GER - Germany				2:45.35	7.05
		RUTZE Michele	1.00	19.90	41.90	(6) 41.90	
		BARTHEL Nadja	0.30	19.02	41.36	(6) 1:23.26	
		POSCHART Elena	-0.08	18.29	39.89	(6) 2:03.15	
		SCHIKORA Johanna	0.17	19.62	42.20	(6) 2:45.35	
7	7	FRA - France				2:45.77	7.47
		LECOEUR Maelle	0.83	20.09	43.40	(7) 43.40	
		GERARD-RENISSAC Pauline	0.21	19.52	40.90	(7) 1:24.30	
		VERGER Anais	0.16	19.03	40.43	(7) 2:04.73	
		HEITZ Camille	0.57	19.49	41.04	(7) 2:45.77	
8	8	USA - United States of America				3:27.33	49.03
		PEREZ RUBIO Alix Victoria	0.87	20.59	44.12	(8) 44.12	
		HERNANDEZ Sofia Isabel	0.48	22.84	49.51	(8) 1:33.63	
		GOLOVINA Julia Andriivna	0.60	24.07	50.92	(8) 2:24.55	
		OSORIO GOMEZ Sofia	0.29	23.73	1:02.78	(8) 3:27.33	

Legend:

R.T. Reaction Time **WG** World Games Record **WR** World Record

Timing and Results provided by  **TISSOT**





Fistball





17	Fistball	1412
17.1	Table of Contents	1413
17.2	Competition Schedule	1417
17.3	Medallists by Event	1418
17.4	Medal Standings	1420
17.5	Men's	1421
17.5.1	Team Roster	1422
17.5.1.1	Team Roster - ARG	1422
17.5.1.2	Team Roster - AUT	1423
17.5.1.3	Team Roster - BRA	1424
17.5.1.4	Team Roster - CHI	1425
17.5.1.5	Team Roster - GER	1426
17.5.1.6	Team Roster - ITA	1427
17.5.1.7	Team Roster - SUI	1428
17.5.1.8	Team Roster - USA	1429
17.5.2	Tournament Summary	1430
17.5.3	Medallists (Team)	1432
17.5.4	Finals	1433
17.5.4.1	7th Place Match #M15	1433
17.5.4.1.1	Start List ARG - USA	1433
17.5.4.1.2	Results ARG - USA	1434
17.5.4.2	5th Place Match #M16	1435
17.5.4.2.1	Start List CHI - ITA	1435
17.5.4.2.2	Results CHI - ITA	1436
17.5.4.3	Bronze Medal Match #M17	1437
17.5.4.3.1	Start List BRA - AUT	1437
17.5.4.3.2	Results BRA - AUT	1438
17.5.4.4	Gold Medal Match #M18	1439
17.5.4.4.1	Start List SUI - GER	1439
17.5.4.4.2	Results SUI - GER	1440
17.5.5	Semifinals	1441
17.5.5.1	Match #M13	1441
17.5.5.1.1	Start List BRA - SUI	1441
17.5.5.1.2	Results BRA - SUI	1442
17.5.5.2	Match #M14	1443
17.5.5.2.1	Start List GER - AUT	1443
17.5.5.2.2	Results GER - AUT	1444

17.5.6	Preliminary Round - Group B	1445
17.5.6.1	Match #M02	1445
17.5.6.1.1	Start List AUT - ITA	1445
17.5.6.1.2	Results AUT - ITA	1446
17.5.6.2	Match #M04	1447
17.5.6.2.1	Start List BRA - USA	1447
17.5.6.2.2	Results BRA - USA	1448
17.5.6.3	Match #M07	1449
17.5.6.3.1	Start List ITA - USA	1449
17.5.6.3.2	Results ITA - USA	1450
17.5.6.4	Match #M08	1451
17.5.6.4.1	Start List AUT - BRA	1451
17.5.6.4.2	Results AUT - BRA	1452
17.5.6.5	Match #M10	1453
17.5.6.5.1	Start List BRA - ITA	1453
17.5.6.5.2	Results BRA - ITA	1454
17.5.6.6	Match #M12	1455
17.5.6.6.1	Start List AUT - USA	1455
17.5.6.6.2	Results AUT - USA	1456
17.5.7	Preliminary Round - Group A	1457
17.5.7.1	Match #M01	1457
17.5.7.1.1	Start List GER - CHI	1457
17.5.7.1.2	Results GER - CHI	1458
17.5.7.2	Match #M03	1459
17.5.7.2.1	Start List SUI - ARG	1459
17.5.7.2.2	Results SUI - ARG	1460
17.5.7.3	Match #M05	1461
17.5.7.3.1	Start List CHI - ARG	1461
17.5.7.3.2	Results CHI - ARG	1462
17.5.7.4	Match #M06	1463
17.5.7.4.1	Start List GER - SUI	1463
17.5.7.4.2	Results GER - SUI	1464
17.5.7.5	Match #M09	1465
17.5.7.5.1	Start List SUI - CHI	1465
17.5.7.5.2	Results SUI - CHI	1466
17.5.7.6	Match #M11	1467
17.5.7.6.1	Start List GER - ARG	1467
17.5.7.6.2	Results GER - ARG	1468
17.6	Women's	1469
17.6.1	Team Roster	1470
17.6.1.1	Team Roster - AUT	1470
17.6.1.2	Team Roster - BRA	1471
17.6.1.3	Team Roster - GER	1472
17.6.1.4	Team Roster - NZL	1473

17.6.1.5	Team Roster - SUI	1474
17.6.1.6	Team Roster - USA	1475
17.6.2	Tournament Summary	1476
17.6.3	Medallists (Team)	1478
17.6.4	Finals	1479
17.6.4.1	5th Place Match #W09	1479
17.6.4.1.1	Start List USA - NZL	1479
17.6.4.1.2	Results USA - NZL	1480
17.6.4.2	Bronze Medal Match #W10	1481
17.6.4.2.1	Start List AUT - BRA	1481
17.6.4.2.2	Results AUT - BRA	1482
17.6.4.3	Gold Medal Match #W11	1483
17.6.4.3.1	Start List GER - SUI	1483
17.6.4.3.2	Results GER - SUI	1484
17.6.5	Semifinals	1485
17.6.5.1	Match #W07	1485
17.6.5.1.1	Start List AUT - GER	1485
17.6.5.1.2	Results AUT - GER	1486
17.6.5.2	Match #W08	1487
17.6.5.2.1	Start List BRA - SUI	1487
17.6.5.2.2	Results BRA - SUI	1488
17.6.6	Preliminary Round - Group B	1489
17.6.6.1	Match #W02	1489
17.6.6.1.1	Start List GER - NZL	1489
17.6.6.1.2	Results GER - NZL	1490
17.6.6.2	Match #W04	1491
17.6.6.2.1	Start List BRA - NZL	1491
17.6.6.2.2	Results BRA - NZL	1492
17.6.6.3	Match #W06	1493
17.6.6.3.1	Start List GER - BRA	1493
17.6.6.3.2	Results GER - BRA	1494
17.6.7	Preliminary Round - Group A	1495
17.6.7.1	Match #W01	1495
17.6.7.1.1	Start List SUI - USA	1495
17.6.7.1.2	Results SUI - USA	1496
17.6.7.2	Match #W03	1497
17.6.7.2.1	Start List AUT - USA	1497
17.6.7.2.2	Results AUT - USA	1498
17.6.7.3	Match #W05	1499
17.6.7.3.1	Start List SUI - AUT	1499
17.6.7.3.2	Results SUI - AUT	1500




Competition Schedule

As of TUE 12 JUL 2022

Date	Start Time	Teams	Gender	Phase	Match No.	Location
SUN 10 JUL	10:00	SUI - USA	Women	Preliminary Round - Group A	W1	Field 2
	11:15	GER - NZL	Women	Preliminary Round - Group B	W2	Field 2
	12:45	GER - CHI	Men	Preliminary Round - Group A	M1	Field 2
	14:00	AUT - ITA	Men	Preliminary Round - Group B	M2	Field 2
	15:30	AUT - USA	Women	Preliminary Round - Group A	W3	Field 1
	16:45	BRA - NZL	Women	Preliminary Round - Group B	W4	Field 1
	18:15	SUI - ARG	Men	Preliminary Round - Group A	M3	Field 1
	19:30	BRA - USA	Men	Preliminary Round - Group B	M4	Field 1
	MON 11 JUL	10:00	CHI - ARG	Men	Preliminary Round - Group A	M5
11:15		GER - SUI	Men	Preliminary Round - Group A	M6	Field 2
12:30		ITA - USA	Men	Preliminary Round - Group B	M7	Field 2
17:00		AUT - BRA	Men	Preliminary Round - Group B	M8	Field 1
18:15		SUI - AUT	Women	Preliminary Round - Group A	W5	Field 1
19:30		GER - BRA	Women	Preliminary Round - Group B	W6	Field 1
TUE 12 JUL	10:00	AUT - GER	Women	Semifinal	W7	Field 1
	12:00	BRA - SUI	Women	Semifinal	W8	Field 1
	13:45	USA - NZL	Women	5th Place Match	W9	Field 1
	15:15	SUI - CHI	Men	Preliminary Round - Group A	M9	Field 1
	16:30	BRA - ITA	Men	Preliminary Round - Group B	M10	Field 1
	17:45	GER - ARG	Men	Preliminary Round - Group A	M11	Field 1
	19:00	AUT - USA	Men	Preliminary Round - Group B	M12	Field 1
	WED 13 JUL	8:00	ARG - USA	Men	7th Place Match	M15
9:15		BRA - SUI	Men	Semifinal	M13	Field 1
10:30		GER - AUT	Men	Semifinal	M14	Field 1
11:45		AUT - BRA	Women	Bronze Medal Match	W10	Field 1
THU 14 JUL	9:00	CHI - ITA	Men	5th Place Match	M16	Field 1
	10:30	Loser M14 - Loser M15	Men	Bronze Medal Match	M17	Field 1
	12:00	GER - SUI	Women	Gold Medal Match	W11	Field 1
	14:00	Winner M14 - Winner M15	Men	Gold Medal Match	M18	Field 1

Note:
Please check online for more details and the latest updates.

Timing and Results provided by  TISSOT





Medallists by Event

As of THU 14 JUL 2022 At 19:06

Event	Date	Medal	Name	Country Code		
MEN	THU 14 JUL	GOLD	1 THOMAS Patrick	GER		
			2 SAGSTETTER Fabian			
			3 HOFMANN Philip			
			4 KADGIEN Rouven			
			5 SCHROTER Jonas			
			7 SCHACHTSIEK Ole			
			9 TRINEMEIER Nick			
			10 KUBLER Philipp			
			11 KLASSEN Felix			
			13 ALBRECHT Tim			
			SILVER		3 SCHLATTINGER Raphael	SUI
					4 FEHR Joel	
					5 REBSAMEN Ueli	
6 JUNG Silvan						
7 EGOLF Tim						
8 FEHR Nicolas						
9 STRASSMANN Rico						
10 HEITZ Leon						
12 STEINBAUER Cedric						
13 FLUCKIGER Luca						
BRONZE	1 GALVAO Rafael	BRA				
	2 PASSOS Alexandre					
	3 TEDESCO Fernando					
	4 BRADOS Douglas					
	5 KUNTZLER Mateus					
	6 HECK Gabriel					
	7 MUELLER Sergio					
	8 DRUMM Gabriel					
	9 ARNOLD Bruno					
	10 ARAUJO Gabriel					



Medallists by Event

As of THU 14 JUL 2022 At 19:06

Event	Date	Medal	Name	Country Code
WOMEN	THU 14 JUL	GOLD	1 SCHRODER Theresa 2 SEITZ Hinrike 3 PFROMMER Sonja 4 VON LOH Luca 5 Helle GROSSMANN 6 HOLLMANN Ida 7 SCHRODER Svenja 8 GRZYWATZ Michaela 9 ALDINGER Anna-Lisa 10 SCHELL Henriette	GER
		SILVER	1 EGOLF Noemi 3 SCHLATTERING Mirjam 4 BUCHER Jamie 5 LANG Adela 6 MATTLE Sarina 7 BOGNAR Tanja 8 SCHENKER Seraina 9 FRISCHKNECHT Fabienne 10 HESS Rahel 11 PETERHANS Sara	SUI
		BRONZE	1 LUCCHIN Isabella 2 KNEBEL Melissa 3 LUCCHIN Giovanna 4 JAQUES Cecilia 5 MELO Angela 6 SCHNEIDER Tatiane 7 SINHORI Rejane 8 SUFFERT Bianca 9 HUASKA Cristiane 10 SUFFERT Sabine	BRA





Medal Standings

As of THU 14 JUL 2022 At 19:07

Rank	Country	Men				Women				Total				Rank by Total
		G	S	B	Tot	G	S	B	Tot	G	S	B	Tot	
1	GER - Germany	1			1	1			1	2			2	=1
2	SUI - Switzerland		1		1		1		1		2		2	=1
3	BRA - Brazil			1	1			1	1			2	2	=1
Total:		1	1	1	3	1	1	1	3	2	2	2	6	


Note:

Rank by Total is calculated by the total number of gold, silver and bronze medals.

Legend:

= Equal sign indicates that two or more Nations share the same rank by total

B Bronze **G** Gold **S** Silver **Tot.** Total

Timing and Results provided by  **TISSOT**





Fistball

Men's





Team Roster


As of SAT 9 JUL 2022

ARG - Argentina

No.	Name	Date of Birth	Age
1	DOMINIONI Romeo Andres	22 DEC 1988	33
2	VENER Sebastian Ignacio	12 MAY 1994	28
3	KONIG Christian Georg	29 JAN 1998	24
6	FRITZ Federico Gerardo (C)	20 MAR 1985	37
9	KLOOS Francisco	29 OCT 2003	18
10	HEER Gonzalo Martin	19 NOV 1999	22
12	MOYANO Carlos Dante	26 MAR 1975	47
15	HOCHT Gonzalo Martin	7 JUN 2001	21
Team Average			28.8

Head Coach Jorge Antonio VENER

Legend: (C) Captain No. Number

Timing and Results provided by  TISSOT





Team Roster


As of SAT 9 JUL 2022

AUT - Austria

No.	Name	Date of Birth	Age
1	ANDRIOLI Jean (C)	22 JUL 1985	36
2	HUEMER Maximilian	12 APR 1997	25
3	GURTLER Gustav	16 JUN 1997	25
4	KARAFIAT Mathias	4 DEC 1994	27
5	LUGMAIR Simon	9 AUG 1993	28
6	WALCHSHOFER Elias	1 JUL 1995	27
7	EINSIEDLER Philipp	18 JUN 2004	18
8	HUEMER Jakob	5 APR 1995	27
9	MULLEHNER Karl	13 MAY 1997	25
10	WOHLFAHRT Stefan	17 FEB 1993	29
Team Average			26.7

Head Coach Martin WEISS

Legend:
(C) Captain No. Number

Timing and Results provided by  **TISSOT**

FTBMTEAM5-----_C33_MAUT 1

Report Created SAT 9 JUL 2022 18:10

Page 1 / 1





Team Roster

As of SAT 9 JUL 2022

BRA - Brazil

No.	Name	Date of Birth	Age
1	GALVAO Rafael	21 SEP 1989	32
2	PASSOS Alexandre	15 SEP 1990	31
3	TEDESCO Fernando	14 FEB 1995	27
4	BRADOS Douglas	19 AUG 1994	27
5	KUNTZLER Mateus	31 JUL 1996	25
6	HECK Gabriel	10 DEC 1999	22
7	MUELLER Sergio	5 SEP 1991	30
8	DRUMM Gabriel	22 APR 1999	23
9	ARNOLD Bruno	2 JUN 2001	21
10	ARAUJO Gabriel	3 JAN 1985	37
Team Average			27.5

Head Coach Marcelo SANTOS

Legend: (C) Captain No. Number

Timing and Results provided by **TISSOT**





Team Roster


As of SAT 9 JUL 2022

CHI - Chile

No.	Name	Date of Birth	Age
1	MARCOS Cristian	10 DEC 1990	31
2	NARVAEZ Ignacio	28 AUG 1992	29
3	MODINGER Eduardo	6 JAN 1991	31
4	SANCHEZ Cristian	21 OCT 1984	37
5	WERNER Joaquin	25 JUN 1990	32
6	VEJAR Fernando	26 DEC 2001	20
7	BOTTGER Rodrigo	3 OCT 1983	38
8	MODINGER Alvaro	18 JUL 1988	33
9	GRUSS Andres	9 APR 2002	20
10	MODINGER Joaquin	4 FEB 1985	37
Team Average			30.8

Head Coach Christian DAHLING (GER)

Legend: (C) Captain No. Number

Timing and Results provided by  TISSOT





Team Roster


As of SAT 9 JUL 2022

GER - Germany

No.	Name	Date of Birth	Age
1	THOMAS Patrick	2 JUN 1992	30
2	SAGSTETTER Fabian (C)	13 AUG 1990	31
3	HOFMANN Philip	3 MAR 1995	27
4	KADGIEN Rouven	22 MAR 1998	24
5	SCHROTER Jonas	22 JUL 1996	25
7	SCHACHTSIEK Ole	10 MAR 1996	26
9	TRINEMEIER Nick	23 OCT 1989	32
10	KUBLER Philipp	5 SEP 1997	24
11	KLASSEN Felix	13 JAN 1993	29
13	ALBRECHT Tim	3 DEC 1992	29
Team Average			27.7

Head Coach Olaf NEUENFELD

Legend:
(C) Captain No. Number

Timing and Results provided by  **TISSOT**





Team Roster


As of SAT 9 JUL 2022

ITA - Italy

No.	Name	Date of Birth	Age
1	RIEGLER Jakob	1 FEB 2003	19
2	SPORNBERGER Matthias	14 AUG 2003	18
6	UNTERKOFER Florin	7 SEP 2003	18
7	SCARTEZZINI Christian	26 APR 1986	36
8	OBEXER Fabian	16 MAY 1989	33
9	RUNER Armin	27 FEB 1987	35
10	PRUDENZATI Simon (C)	27 DEC 1983	38
20	RUNER Florian	1 FEB 1989	33
77	MENZ Moritz	12 JUL 1995	26
99	SCHWARZ Valentin	20 DEC 1993	28
Team Average			28.4

Head Coach Jorg RAMEL (GER)

Legend:		
(C)	Captain	No. Number

Timing and Results provided by  TISSOT



Team Roster


As of TUE 12 JUL 2022

SUI - Switzerland

No.	Name	Date of Birth	Age
3	SCHLATTINGER Raphael	17 APR 1993	29
4	FEHR Joel	9 NOV 1997	24
5	REBSAMEN Ueli	25 JUL 1990	31
6	JUNG Silvan	13 AUG 1991	30
7	EGOLF Tim	18 DEC 1998	23
8	FEHR Nicolas	14 JUN 1996	26
9	STRASSMANN Rico	27 SEP 1999	22
10	HEITZ Leon	21 FEB 2000	22
12	STEINBAUER Cedric	30 DEC 2001	20
13	FLUCKIGER Luca	10 JUL 1992	29
Team Average			25.6

Head Coach Oliver LANG

Legend: (C) Captain No. Number

Timing and Results provided by  TISSOT





Team Roster


As of SAT 9 JUL 2022

USA - United States of America

No.	Name	Date of Birth	Age	
1	KINDLER Eric	29 SEP 1991	30	
2	HENRICHS Mat	27 AUG 1984	37	
3	KUCERA Steve	27 JAN 1985	37	
4	STRASSBERGER Todd	1 FEB 1983	39	
5	DAHNS Cory	7 JUL 1992	30	
6	STERN Jack	4 SEP 1987	34	
7	SCHWEDA Keith	4 JUL 1986	36	
8	GRAHAM Kristofor	16 SEP 1982	39	
9	WENINGER Aaron	30 APR 1985	37	
10	OGIN Mat (C)	5 JUN 1983	39	
			Team Average	35.8

Head Coach Theodoros THEODORAKOGLU (GER)

Legend:	
(C) Captain	No. Number

Timing and Results provided by  TISSOT





Tournament Summary

As of THU 14 JUL 2022 At 19:04

Preliminary Round

Group A

Rank	Team	MP	W	L	SF	SA	SDiff.	PF	PA	PDiff.	Pts
1	GER	3	3	0	9	0	9	103	51	52	6
2	SUI	3	2	1	6	3	3	90	79	11	4
3	CHI	3	1	2	3	6	-3	73	87	-14	2
4	ARG	3	0	3	0	9	-9	51	100	-49	0

Team	GER	SUI	CHI	ARG
GER		3 - 0	3 - 0	3 - 0
SUI	0 - 3		3 - 0	3 - 0
CHI	0 - 3	0 - 3		3 - 0
ARG	0 - 3	0 - 3	0 - 3	

Group B

Rank	Team	MP	W	L	SF	SA	SDiff.	PF	PA	PDiff.	Pts
1	BRA	3	3	0	9	2	7	118	79	39	6
2	AUT	3	2	1	6	3	3	90	74	16	4
3	ITA	3	1	2	4	6	-2	79	98	-19	2
4	USA	3	0	3	1	9	-8	74	110	-36	0

Team	BRA	AUT	ITA	USA
BRA		3 - 0	3 - 1	3 - 1
AUT	0 - 3		3 - 0	3 - 0
ITA	1 - 3	0 - 3		3 - 0
USA	1 - 3	0 - 3	0 - 3	

Final Round

Semi-finals

Finals



Final Standings

- Rank Team
- Gold GER - Germany
- Silver SUI - Switzerland
- Bronze BRA - Brazil
- 4 AUT - Austria
- 5 ITA - Italy
- 6 CHI - Chile
- 7 ARG - Argentina
- 8 USA - United States of America



Tournament Summary

As of THU 14 JUL 2022 At 19:04

Placing 5-6

CHI - 0

Match 16, 13 JUL

ITA - 5th

CHI - 6th

ITA - 3

Placing 7-8

ARG - 3

Match 15, 13 JUL

ARG - 7th

USA - 8th

USA - 0


Legend:

L Lost
PF Points For
SA Sets Against

MP Matches Played
Pts. Points
W Won

PA Points Against
SDiff. Set Difference

PDiff. Points Difference
SF Sets For

Timing and Results provided by  **TISSOT**





Medallists (Team)

GOLD	SILVER	BRONZE
GER - Germany THOMAS Patrick SAGSTETTER Fabian HOFMANN Philip KADGIEN Rouven SCHROTER Jonas SCHACHTSIEK Ole TRINEMEIER Nick KUBLER Philipp KLASSEN Felix ALBRECHT Tim	SUI - Switzerland SCHLATTINGER Raphael FEHR Joel REBSAMEN Ueli JUNG Silvan EGOLF Tim FEHR Nicolas STRASSMANN Rico HEITZ Leon STEINBAUER Cedric FLUCKIGER Luca	BRA - Brazil GALVAO Rafael PASSOS Alexandre TEDESCO Fernando BRADOS Douglas KUNTZLER Mateus HECK Gabriel MUELLER Sergio DRUMM Gabriel ARNOLD Bruno ARAUJO Gabriel



Match M15

Start List

ARG vs USA

Referee Fredy SPRENGER (SUI)

ARG - Argentina

No.	Name	Date of Birth
1	DOMINIONI Romeo Andres	22 DEC 1988
2	VENER Sebastian Ignacio (C)	12 MAY 1994
3	KONIG Christian Georg	29 JAN 1998
6	FRITZ Federico Gerardo	20 MAR 1985
9	KLOOS Francisco	29 OCT 2003
10	HEER Gonzalo Martin	19 NOV 1999
15	HOCHT Gonzalo Martin	7 JUN 2001

Coach Jorge Antonio VENER

ARG Played		
PR	SUI	0 - 3
PR	CHI	0 - 3
PR	GER	0 - 3


USA - United States of America

No.	Name	Date of Birth
1	KINDLER Eric	29 SEP 1991
2	HENRICHS Mat	27 AUG 1984
3	KUCERA Steve	27 JAN 1985
4	STRASSBERGER Todd	1 FEB 1983
5	DAHAN Cory	7 JUL 1992
6	STERN Jack	4 SEP 1987
7	SCHWEDA Keith	4 JUL 1986
8	GRAHAM Kristofor	16 SEP 1982
9	WENINGER Aaron (C)	30 APR 1985
10	OGIN Mat	5 JUN 1983

Coach Theodoros THEODORAKOGLU (GER)

USA Played		
PR	BRA	1 - 3
PR	ITA	0 - 3
PR	AUT	0 - 3

Legend:	(C) Captain	No. Number	PR Preliminary Round
---------	-------------	------------	----------------------

Timing and Results provided by 





Match M15

Results

Argentina (ARG) 3 - 0 United States of America (USA)


Referee F SPRENGER (SUI)

Match Summary

		Result	Set 1	Set 2	Set 3
Argentina	ARG	3	13	11	11
United States of America	USA	0	11	9	8
	Duration	48	16	14	15

Game Progress

1	(ARG)	0	1	1	2	3	3	4	4	5	6	6	7	7	8	8	8	8	8	9	10	10	11	11	12	13
	(USA)	0	0	1	1	1	2	2	3	3	3	4	4	5	5	6	7	8	9	9	9	10	10	11	11	11
2	(ARG)	0	0	1	1	1	1	2	3	3	4	5	6	6	6	7	7	8	9	9	10	11				
	(USA)	0	1	1	2	3	4	4	4	5	5	5	5	6	7	7	8	8	8	9	9	9				
3	(ARG)	0	0	1	2	2	2	3	4	4	5	5	6	7	7	8	8	9	9	10	11					
	(USA)	0	1	1	1	2	3	3	3	4	4	5	5	5	6	6	7	7	8	8	8					



Match M16

Start List

CHI vs ITA

Referee Christian Carlos KLOOS (ARG)

CHI - Chile

No.	Name	Date of Birth
1	MARCOS Cristian	10 DEC 1990
2	NARVAEZ Ignacio	28 AUG 1992
3	MODINGER Eduardo	6 JAN 1991
4	SANCHEZ Cristian	21 OCT 1984
5	WERNER Joaquin	25 JUN 1990
6	VEJAR Fernando	26 DEC 2001
7	BOTTGER Rodrigo	3 OCT 1983
8	MODINGER Alvaro	18 JUL 1988
9	GRUSS Andres	9 APR 2002
10	MODINGER Joaquin (C)	4 FEB 1985

Coach Christian DAHLING (GER)

CHI Played		
PR	GER	0 - 3
PR	ARG	3 - 0
PR	SUI	0 - 3


ITA - Italy

No.	Name	Date of Birth
1	RIEGLER Jakob	1 FEB 2003
2	SPORNBERGER Matthias	14 AUG 2003
6	UNTERKOFER Florin	7 SEP 2003
7	SCARTEZZINI Christian	26 APR 1986
8	OBEXER Fabian	16 MAY 1989
9	RUNER Armin	27 FEB 1987
10	PRUDENZIATI Simon (C)	27 DEC 1983
20	RUNER Florian	1 FEB 1989
77	MENZ Moritz	12 JUL 1995
99	SCHWARZ Valentin	20 DEC 1993

Coach Jorg RAMEL (GER)

ITA Played		
PR	AUT	0 - 3
PR	USA	3 - 0
PR	BRA	1 - 3

Legend: (C) Captain No. Number PR Preliminary Round

Timing and Results provided by  TISSOT



Match M16

Results

Chile (CHI) 0 - 3 Italy (ITA)

Referee C KLOOS (ARG)

Match Summary		Result	Set 1	Set 2	Set 3
Chile	CHI	0	6	6	6
Italy	ITA	3	11	11	11
Duration		41	15	11	12

Game Progress

1	(CHI)	0	1	2	3	3	3	3	4	4	4	4	4	5	6	6	6	6	6
	(ITA)	0	0	0	0	1	2	3	3	4	5	6	7	7	7	8	9	10	11
2	(CHI)	0	0	0	1	1	1	1	1	2	3	3	3	4	4	5	5	6	6
	(ITA)	0	1	2	2	3	4	5	6	6	6	7	8	8	9	9	10	10	11
3	(CHI)	0	0	0	1	1	1	1	2	2	3	3	4	4	4	5	5	6	6
	(ITA)	0	1	2	2	3	4	5	5	6	6	7	7	8	9	9	10	10	11



Match M17

Start List

BRA vs AUT

Referee Fredy SPRENGER (SUI)

BRA - Brazil

No.	Name	Date of Birth
1	GALVAO Rafael	21 SEP 1989
2	PASSOS Alexandre	15 SEP 1990
3	TEDESCO Fernando	14 FEB 1995
4	BRADOS Douglas	19 AUG 1994
5	KUNTZLER Mateus	31 JUL 1996
6	HECK Gabriel	10 DEC 1999
7	MUELLER Sergio	5 SEP 1991
8	DRUMM Gabriel	22 APR 1999
9	ARNOLD Bruno	2 JUN 2001
10	ARAUJO Gabriel (C)	3 JAN 1985

Coach Marcelo SANTOS

BRA Played		
PR	USA	3 - 1
PR	AUT	3 - 0
PR	ITA	3 - 1
SF	SUI	2 - 3


AUT - Austria

No.	Name	Date of Birth
1	ANDRIOLI Jean (C)	22 JUL 1985
2	HUEMER Jakob	5 APR 1995
3	GURTLER Gustav	16 JUN 1997
5	LUGMAIR Simon	9 AUG 1993
6	WALCHSHOFER Elias	1 JUL 1995
8	HUEMER Maximilian	12 APR 1997
9	MULLEHNER Karl	13 MAY 1997
10	WOHLFAHRT Stefan	17 FEB 1993

Coach Martin WEISS

AUT Played		
PR	ITA	3 - 0
PR	BRA	0 - 3
PR	USA	3 - 0
SF	GER	1 - 3

Legend:				
(C)	Captain	No.	Number	
		PR	Preliminary Round	SF
				Semifinal

Timing and Results provided by 





Match M17

Results

Brazil (BRA) 3 - 2 Austria (AUT)

Referee F SPRENGER (SUI)

Match Summary

		Result	Set 1	Set 2	Set 3	Set 4	Set 5
Brazil	BRA	3	11	14	11	9	11
Austria	AUT	2	8	15	9	11	8
	Duration	96	16	23	19	18	20

Game Progress

1	(BRA)	0	0	0	0	1	2	2	2	3	3	4	4	5	6	7	7	8	9	10	11										
	(AUT)	0	1	2	3	3	3	4	5	5	6	6	7	7	7	7	8	8	8	8	8										
2	(BRA)	0	1	1	1	2	2	3	3	3	4	4	4	5	5	6	6	7	8	8	9	10	10	10	11	11	12	12	13	13	
	(AUT)	0	0	1	2	2	3	3	4	5	5	6	7	7	8	8	9	9	9	10	10	10	10	10	11	11	12	12	13	13	14
		14	14																												
		14	15																												
3	(BRA)	0	0	1	1	2	2	2	3	3	4	5	6	7	8	9	9	9	10	10	10	11									
	(AUT)	0	1	1	2	2	3	4	4	5	5	5	5	5	5	5	6	7	7	8	9	9									
4	(BRA)	0	1	1	2	2	2	2	2	2	2	2	2	3	4	5	6	7	8	8	9	9									
	(AUT)	0	0	1	1	2	3	4	5	6	7	8	9	9	9	9	9	9	9	10	10	11									
5	(BRA)	0	1	1	2	2	3	3	4	5	6	7	7	8	8	9	10	10	10	10	11										
	(AUT)	0	0	1	1	2	2	3	3	3	3	3	4	4	5	5	5	6	7	8	8										



Match M18

Start List

SUI vs GER

Referee Jose Luis ELTZ (BRA)

SUI - Switzerland

No.	Name	Date of Birth
3	SCHLATTINGER Raphael	17 APR 1993
4	FEHR Joel	9 NOV 1997
5	REBSAMEN Ueli (C)	25 JUL 1990
6	JUNG Silvan	13 AUG 1991
7	EGOLF Tim	18 DEC 1998
8	FEHR Nicolas	14 JUN 1996
9	STRASSMANN Rico	27 SEP 1999
10	HEITZ Leon	21 FEB 2000
12	STEINBAUER Cedric	30 DEC 2001
13	FLUCKIGER Luca	10 JUL 1992

Coach Oliver LANG

SUI Played		
PR	ARG	3 - 0
PR	GER	0 - 3
PR	CHI	3 - 0
SF	BRA	3 - 2


GER - Germany

No.	Name	Date of Birth
1	THOMAS Patrick	2 JUN 1992
2	SAGSTETTER Fabian (C)	13 AUG 1990
3	HOFMANN Philip	3 MAR 1995
4	KADGIEN Rouven	22 MAR 1998
5	SCHROTER Jonas	22 JUL 1996
7	SCHACHTSIEK Ole	10 MAR 1996
9	TRINEMEIER Nick	23 OCT 1989
10	KUBLER Philipp	5 SEP 1997
11	KLASSEN Felix	13 JAN 1993
13	ALBRECHT Tim	3 DEC 1992

Coach Olaf NEUENFELD

GER Played		
PR	CHI	3 - 0
PR	SUI	3 - 0
PR	ARG	3 - 0
SF	AUT	3 - 1

Legend:	(C) Captain	No. Number	PR Preliminary Round	SF Semifinal
---------	-------------	------------	----------------------	--------------

Timing and Results provided by  TISSOT



Match M18

Results

Switzerland (SUI) 1 - 4 Germany (GER)

Referee J ELTZ (BRA)

Match Summary		Result	Set 1	Set 2	Set 3	Set 4	Set 5
Switzerland	SUI	1	5	11	14	8	6
Germany	GER	4	11	4	15	11	11
Duration		97	14	14	25	15	12

Game Progress

1	(SUI)	0	1	1	2	2	2	2	2	2	2	2	3	3	4	5	5	5												
	(GER)	0	0	1	1	2	3	4	5	6	7	8	8	9	9	9	10	11												
2	(SUI)	0	0	1	1	2	2	3	4	5	6	7	8	8	9	10	11													
	(GER)	0	1	1	2	2	3	3	3	3	3	3	3	4	4	4	4													
3	(SUI)	0	1	1	2	2	2	2	3	4	5	6	6	7	7	8	8	9	9	9	10	10	11	11	11	12	13	13	13	
	(GER)	0	0	1	1	2	3	4	4	4	4	4	4	5	5	6	6	7	7	8	9	9	10	10	11	12	12	12	13	14
		14	14																											
		14	15																											
4	(SUI)	0	0	1	1	2	3	3	3	4	5	5	5	6	6	6	6	7	7	8	8									
	(GER)	0	1	1	2	2	2	3	4	4	4	4	5	6	6	7	8	9	9	10	10	11								
5	(SUI)	0	0	0	1	1	1	1	1	2	2	3	3	3	4	5	6	6	6											
	(GER)	0	1	2	2	3	4	5	6	6	7	7	8	9	9	9	9	10	11											



Match M13

Start List

BRA vs SUI

Referee Christian Carlos KLOOS (ARG)

BRA - Brazil

No.	Name	Date of Birth
1	GALVAO Rafael	21 SEP 1989
2	PASSOS Alexandre	15 SEP 1990
3	TEDESCO Fernando	14 FEB 1995
4	BRADOS Douglas	19 AUG 1994
5	KUNTZLER Mateus	31 JUL 1996
6	HECK Gabriel	10 DEC 1999
7	MUELLER Sergio	5 SEP 1991
8	DRUMM Gabriel	22 APR 1999
9	ARNOLD Bruno	2 JUN 2001
10	ARAUJO Gabriel (C)	3 JAN 1985

Coach Marcelo SANTOS

BRA Played		
PR	USA	3 - 1
PR	AUT	3 - 0
PR	ITA	3 - 1


SUI - Switzerland

No.	Name	Date of Birth
3	SCHLATTINGER Raphael	17 APR 1993
4	FEHR Joel	9 NOV 1997
5	REBSAMEN Ueli (C)	25 JUL 1990
6	JUNG Silvan	13 AUG 1991
7	EGOLF Tim	18 DEC 1998
8	FEHR Nicolas	14 JUN 1996
9	STRASSMANN Rico	27 SEP 1999
10	HEITZ Leon	21 FEB 2000
12	STEINBAUER Cedric	30 DEC 2001
13	FLUCKIGER Luca	10 JUL 1992

Coach Oliver LANG

SUI Played		
PR	ARG	3 - 0
PR	GER	0 - 3
PR	CHI	3 - 0

Legend:	(C) Captain	No. Number	PR Preliminary Round
---------	-------------	------------	----------------------

Timing and Results provided by 



Match M13

Results

Brazil (BRA) 2 - 3 Switzerland (SUI)


Referee C KLOOS (ARG)

Match Summary

		Result	Set 1	Set 2	Set 3	Set 4	Set 5
Brazil	BRA	2	11	11	11	9	7
Switzerland	SUI	3	13	8	6	11	11
	Duration	102	23	15	15	17	17

Game Progress

1	(BRA)	0	0	1	1	2	2	2	3	3	4	4	4	5	6	6	7	8	9	9	9	10	10	11	11	11
	(SUI)	0	1	1	2	2	3	4	4	5	5	6	7	7	8	8	8	8	9	10	10	10	11	11	12	13
2	(BRA)	0	0	0	1	2	2	2	3	3	4	4	5	6	7	7	8	9	9	10	11					
	(SUI)	0	1	2	2	2	3	4	4	5	5	6	6	6	7	7	7	8	8	8						
3	(BRA)	0	0	0	1	2	2	3	4	4	5	6	7	8	8	8	9	10	11							
	(SUI)	0	1	2	2	2	3	3	3	4	4	4	4	4	5	6	6	6	6							
4	(BRA)	0	1	2	2	3	3	4	4	4	4	5	6	6	7	7	7	7	8	8	9	9				
	(SUI)	0	0	0	1	1	2	2	3	4	5	5	5	6	6	7	8	9	9	10	10	10	11			
5	(BRA)	0	0	0	1	1	1	1	1	1	1	2	2	3	3	4	5	6	7	7						
	(SUI)	0	1	2	2	3	4	5	6	7	8	8	9	9	10	10	10	10	10	10	10	11				



Match M14

Start List

GER vs AUT

Referee Jose Luis ELTZ (BRA)

GER - Germany

No.	Name	Date of Birth
1	THOMAS Patrick	2 JUN 1992
2	SAGSTETTER Fabian (C)	13 AUG 1990
3	HOFMANN Philip	3 MAR 1995
4	KADGIEN Rouven	22 MAR 1998
5	SCHROTER Jonas	22 JUL 1996
7	SCHACHTSIEK Ole	10 MAR 1996
9	TRINEMEIER Nick	23 OCT 1989
10	KUBLER Philipp	5 SEP 1997
11	KLASSEN Felix	13 JAN 1993
13	ALBRECHT Tim	3 DEC 1992

Coch Olaf NEUENFELD

GER Played		
PR	CHI	3 - 0
PR	SUI	3 - 0
PR	ARG	3 - 0


AUT - Austria

No.	Name	Date of Birth
1	ANDRIOLI Jean (C)	22 JUL 1985
2	HUEMER Jakob	5 APR 1995
3	GURLER Gustav	16 JUN 1997
5	LUGMAIR Simon	9 AUG 1993
6	WALCHSHOFER Elias	1 JUL 1995
8	HUEMER Maximilian	12 APR 1997
9	MULLEHNER Karl	13 MAY 1997
10	WOHLFAHRT Stefan	17 FEB 1993

Coch Martin WEISS

AUT Played		
PR	ITA	3 - 0
PR	BRA	0 - 3
PR	USA	3 - 0

Legend:	(C) Captain	No. Number	PR Preliminary Round
---------	-------------	------------	----------------------

Timing and Results provided by  TISSOT





Match M14

Results

Germany (GER) 3 - 1 Austria (AUT)

Referee J ELTZ (BRA)

Match Summary

		Result	Set 1	Set 2	Set 3	Set 4
Germany	GER	3	11	11	11	11
Austria	AUT	1	7	13	5	9
	Duration	73	14	19	15	22

Game Progress

1	(GER)	0	1	2	2	2	3	4	4	5	5	5	6	7	8	8	9	10	10	11								
	(AUT)	0	0	0	1	2	2	2	3	3	4	5	5	5	5	6	6	6	6	7	7							
2	(GER)	0	0	1	2	2	3	4	4	4	5	5	6	6	6	7	7	7	7	8	9	10	10	10	11	11	11	11
	(AUT)	0	1	1	1	2	2	2	3	4	4	5	5	6	7	7	8	9	9	9	9	9	10	10	11	11	12	13
3	(GER)	0	1	1	2	3	4	5	6	6	7	8	8	9	9	10	10	10	11									
	(AUT)	0	0	1	1	1	1	1	1	2	2	2	3	3	4	4	5	5										
4	(GER)	0	1	1	2	3	3	4	5	5	5	6	7	7	7	7	8	8	9	9	10	11						
	(AUT)	0	0	1	1	1	2	2	2	3	4	4	4	5	6	7	7	8	8	9	9	9	9					





Match M02

Start List

AUT vs ITA

Referee Fredy SPRENGER (SUI)

AUT - Austria

No.	Name	Date of Birth
1	ANDRIOLI Jean (C)	22 JUL 1985
2	HUEMER Maximilian	12 APR 1997
3	GURTLER Gustav	16 JUN 1997
4	KARAFIAT Mathias	4 DEC 1994
5	LUGMAIR Simon	9 AUG 1993
6	WALCHSHOFER Elias	1 JUL 1995
7	EINSIEDLER Philipp	18 JUN 2004
8	HUEMER Jakob	5 APR 1995
9	MULLEHNER Karl	13 MAY 1997
10	WOHLFAHRT Stefan	17 FEB 1993

Coach Martin WEISS

AUT Played		
PR	ITA	10 JUL
PR	BRA	11 JUL
PR	USA	12 JUL


ITA - Italy

No.	Name	Date of Birth
1	RIEGLER Jakob	1 FEB 2003
2	SPORNBERGER Matthias	14 AUG 2003
6	UNTERKOFER Florin	7 SEP 2003
7	SCARTEZZINI Christian	26 APR 1986
8	OBEXER Fabian	16 MAY 1989
9	RUNER Armin	27 FEB 1987
10	PRUDENZIATI Simon (C)	27 DEC 1983
20	RUNER Florian	1 FEB 1989
77	MENZ Moritz	12 JUL 1995
99	SCHWARZ Valentin	20 DEC 1993

Coach Jorg RAMEL (GER)

ITA Played		
PR	AUT	10 JUL
PR	USA	11 JUL
PR	BRA	12 JUL

Legend:	(C) Captain	No. Number	PR Preliminary Round
---------	-------------	------------	----------------------

Timing and Results provided by 





Match M02

Results

Austria (AUT) 3 - 0 Italy (ITA)

Assistant Referees /

Match Summary		Result	Set 1	Set 2	Set 3
Austria	AUT	3	11	11	11
Italy	ITA	0	5	7	7
Duration		34	9	12	10

Game Progress

1	(AUT)	0	1	1	2	2	3	3	4	4	5	6	7	7	8	9	10	11		
	(ITA)	0	0	1	1	2	2	3	3	4	4	4	4	5	5	5	5	5		
2	(AUT)	0	0	1	1	2	3	3	4	5	5	6	7	8	9	9	9	10	10	11
	(ITA)	0	1	1	2	2	2	3	3	3	4	4	4	4	4	5	6	6	7	7
3	(AUT)	0	0	1	1	2	2	3	3	4	4	5	6	7	8	9	10	10	10	11
	(ITA)	0	1	1	2	2	3	3	4	4	5	5	5	5	5	5	5	6	7	7



Match M04

Start List

BRA vs USA

Referee Christian Carlos KLOOS (ARG)

BRA - Brazil

No.	Name	Date of Birth
1	GALVAO Rafael	21 SEP 1989
2	PASSOS Alexandre	15 SEP 1990
3	TEDESCO Fernando	14 FEB 1995
4	BRADOS Douglas	19 AUG 1994
5	KUNTZLER Mateus	31 JUL 1996
6	HECK Gabriel	10 DEC 1999
7	MUELLER Sergio	5 SEP 1991
8	DRUMM Gabriel	22 APR 1999
9	ARNOLD Bruno	2 JUN 2001
10	ARAUJO Gabriel	3 JAN 1985

Coach Marcelo SANTOS

BRA Played		
PR	USA	10 JUL
PR	AUT	11 JUL
PR	ITA	12 JUL


USA - United States of America

No.	Name	Date of Birth
1	KINDLER Eric	29 SEP 1991
2	HENRICHS Mat	27 AUG 1984
3	KUCERA Steve	27 JAN 1985
4	STRASSBERGER Todd	1 FEB 1983
5	DAHNS Cory	7 JUL 1992
6	STERN Jack	4 SEP 1987
7	SCHWEDA Keith	4 JUL 1986
8	GRAHAM Kristofor	16 SEP 1982
9	WENINGER Aaron	30 APR 1985
10	OGIN Mat (C)	5 JUN 1983


Coach Theodoros THEODORAKOGLU (GER)

USA Played		
PR	BRA	10 JUL
PR	ITA	11 JUL
PR	AUT	12 JUL

Legend:	(C) Captain	No. Number	PR Preliminary Round
---------	-------------	------------	----------------------

Timing and Results provided by 





Match M04

Results

Brazil (BRA) 3 - 1 United States of America (USA)

Referee C KLOOS (ARG)

Match Summary

		Result	Set 1	Set 2	Set 3	Set 4
Brazil	BRA	3	11	9	11	11
United States of America	USA	1	6	11	8	5
	Duration	63	12	16	14	12

Game Progress

1	(BRA)	0	0	1	1	2	2	3	4	5	6	6	7	7	8	9	10	10	11				
	(USA)	0	1	1	2	2	3	3	3	3	3	4	4	5	5	5	5	6	6				
2	(BRA)	0	0	1	1	2	2	3	4	4	5	5	6	6	6	7	8	8	8	9	9	9	9
	(USA)	0	1	1	2	2	3	3	3	4	4	5	5	6	7	7	7	8	9	9	10	10	11
3	(BRA)	0	1	1	2	3	3	4	5	5	5	6	6	7	7	8	8	9	10	10	11	11	
	(USA)	0	0	1	1	1	2	2	2	3	4	4	5	5	6	6	7	7	7	8	8	8	8
4	(BRA)	0	1	1	2	2	3	3	4	5	5	6	7	8	9	9	10	10	11	11			
	(USA)	0	0	1	1	2	2	3	3	3	4	4	4	4	4	5	5	5	5	5	5	5	5



Match M07

Start List

ITA vs USA

Referee Jose Luis ELTZ (BRA)

ITA - Italy

No.	Name	Date of Birth
1	RIEGLER Jakob	1 FEB 2003
2	SPORNBERGER Matthias	14 AUG 2003
6	UNTERKOFER Florin	7 SEP 2003
7	SCARTEZZINI Christian	26 APR 1986
8	OBEXER Fabian	16 MAY 1989
9	RUNER Armin	27 FEB 1987
10	PRUDENZIATI Simon (C)	27 DEC 1983
20	RUNER Florian	1 FEB 1989
77	MENZ Moritz	12 JUL 1995
99	SCHWARZ Valentin	20 DEC 1993

Coch Jorg RAMEL (GER)

ITA Played		
PR	AUT	0 - 3
PR	USA	11 JUL
PR	BRA	12 JUL


USA - United States of America

No.	Name	Date of Birth
1	KINDLER Eric	29 SEP 1991
2	HENRICHS Mat	27 AUG 1984
3	KUCERA Steve	27 JAN 1985
4	STRASSBERGER Todd	1 FEB 1983
5	DAHNS Cory	7 JUL 1992
6	STERN Jack	4 SEP 1987
7	SCHWEDA Keith	4 JUL 1986
8	GRAHAM Kristofor	16 SEP 1982
9	WENINGER Aaron	30 APR 1985
10	OGIN Mat (C)	5 JUN 1983

Coch Theodoros THEODORAKOGLU (GER)

USA Played		
PR	BRA	1 - 3
PR	ITA	11 JUL
PR	AUT	12 JUL

Legend:	(C) Captain	No. Number	PR Preliminary Round
---------	-------------	------------	----------------------

Timing and Results provided by 





Match M07

Results

Italy (ITA) 3 - 0 United States of America (USA)


Referee J ELTZ (BRA)

Match Summary

		Result	Set 1	Set 2	Set 3
Italy	ITA	3	11	11	11
United States of America	USA	0	7	7	9
	Duration	46	13	13	16

Game Progress

1	(ITA)	0	0	1	2	2	2	3	4	5	5	5	6	6	7	8	9	9	10	11		
	(USA)	0	1	1	1	2	3	3	3	3	4	5	5	6	6	6	6	7	7	7		
2	(ITA)	0	1	1	2	3	4	4	4	5	5	5	6	7	7	8	9	9	10	11		
	(USA)	0	0	1	1	1	1	2	3	3	4	5	5	6	6	6	7	7	7			
3	(ITA)	0	0	1	1	2	2	2	3	4	5	6	7	7	7	8	9	9	9	10	10	11
	(USA)	0	1	1	2	2	3	4	4	4	4	4	4	5	6	6	6	7	8	8	9	9



Match M08

Start List

AUT vs BRA

Referee Fredy SPRENGER (SUI)

AUT - Austria

No.	Name	Date of Birth
1	ANDRIOLI Jean (C)	22 JUL 1985
2	HUEMER Maximilian	12 APR 1997
3	GURTLER Gustav	16 JUN 1997
4	KARAFIAT Mathias	4 DEC 1994
5	LUGMAIR Simon	9 AUG 1993
6	WALCHSHOFER Elias	1 JUL 1995
7	EINSIEDLER Philipp	18 JUN 2004
8	HUEMER Jakob	5 APR 1995
9	MULLEHNER Karl	13 MAY 1997
10	WOHLFAHRT Stefan	17 FEB 1993

Cocher Martin WEISS

AUT Played		
PR	ITA	3 - 0
PR	BRA	11 JUL
PR	USA	12 JUL


BRA - Brazil

No.	Name	Date of Birth
1	GALVAO Rafael	21 SEP 1989
2	PASSOS Alexandre	15 SEP 1990
3	TEDESCO Fernando	14 FEB 1995
4	BRADOS Douglas	19 AUG 1994
5	KUNTZLER Mateus	31 JUL 1996
6	HECK Gabriel	10 DEC 1999
7	MUELLER Sergio	5 SEP 1991
8	DRUMM Gabriel	22 APR 1999
9	ARNOLD Bruno	2 JUN 2001
10	ARAUJO Gabriel	3 JAN 1985

Cocher Marcelo SANTOS

BRA Played		
PR	USA	3 - 1
PR	AUT	11 JUL
PR	ITA	12 JUL

Legend:	(C) Captain	No. Number	PR Preliminary Round
---------	-------------	------------	----------------------

Timing and Results provided by 





Match M08

Results

Austria (AUT) 0 - 3 Brazil (BRA)

Referee F SPRENGER (SUI)

Match Summary

		Result	Set 1	Set 2	Set 3
Austria	AUT	0	6	10	6
Brazil	BRA	3	11	12	11
	Duration	41	12	16	13

Game Progress

1	(AUT)	0	0	1	2	2	3	3	3	4	4	5	5	5	5	5	5	6	6
	(BRA)	0	1	1	1	2	2	3	4	4	5	5	6	7	8	9	10	10	11
2	(AUT)	0	0	1	1	2	3	4	5	5	5	5	6	6	6	7	8	8	9
	(BRA)	0	1	1	2	2	2	2	3	4	5	5	6	7	7	7	8	8	9
																			9
																			10
																			10
																			10
																			11
																			11
3	(AUT)	0	1	1	1	1	2	2	2	2	2	3	3	4	4	4	5	6	6
	(BRA)	0	0	1	2	3	3	4	5	6	7	7	8	8	9	10	10	10	11



Match M10

Start List

BRA vs ITA

Referee Fredy SPRENGER (SUI)

BRA - Brazil

No.	Name	Date of Birth
1	GALVAO Rafael	21 SEP 1989
2	PASSOS Alexandre	15 SEP 1990
3	TEDESCO Fernando	14 FEB 1995
4	BRADOS Douglas	19 AUG 1994
5	KUNTZLER Mateus	31 JUL 1996
6	HECK Gabriel	10 DEC 1999
7	MUELLER Sergio	5 SEP 1991
8	DRUMM Gabriel	22 APR 1999
9	ARNOLD Bruno	2 JUN 2001
10	ARAUJO Gabriel (C)	3 JAN 1985

Coach Marcelo SANTOS

BRA Played		
PR	USA	3 - 1
PR	AUT	3 - 0
PR	ITA	0 - 0


ITA - Italy

No.	Name	Date of Birth
1	RIEGLER Jakob	1 FEB 2003
2	SPORNBERGER Matthias	14 AUG 2003
6	UNTERKOFER Florian	7 SEP 2003
7	SCARTEZZINI Christian	26 APR 1986
8	OBEXER Fabian	16 MAY 1989
9	RUNER Armin	27 FEB 1987
10	PRUDENZIATI Simon (C)	27 DEC 1983
20	RUNER Florian	1 FEB 1989
77	MENZ Moritz	12 JUL 1995
99	SCHWARZ Valentin	20 DEC 1993

Coach Jorg RAMEL (GER)

ITA Played		
PR	AUT	0 - 3
PR	USA	3 - 0
PR	BRA	0 - 0

Legend: (C) Captain No. Number PR Preliminary Round

Timing and Results provided by  TISSOT



Match M10

Results

Brazil (BRA) 3 - 1 Italy (ITA)

Referee F SPRENGER (SUI)

Match Summary

		Result	Set 1	Set 2	Set 3	Set 4
Brazil	BRA	3	9	11	11	11
Italy	ITA	1	11	5	6	5
Duration		55	14	12	12	13

Game Progress

1	(BRA)	0	0	0	1	2	2	3	3	4	5	6	6	6	6	7	7	8	8	9	9	
	(ITA)	0	1	2	2	2	3	3	4	4	4	4	5	6	7	8	8	9	9	10	10	11
2	(BRA)	0	1	2	2	3	4	4	5	5	6	7	7	8	9	10	10	11				
	(ITA)	0	0	0	1	1	1	2	2	3	3	3	4	4	4	4	5	5	6			
3	(BRA)	0	0	1	2	3	4	4	5	5	6	7	7	8	8	9	10	10	11			
	(ITA)	0	1	1	1	1	1	2	2	3	3	3	4	4	5	5	5	6	6			
4	(BRA)	0	1	1	2	2	3	4	4	4	5	6	7	8	8	9	10	11				
	(ITA)	0	0	1	1	2	2	2	3	4	4	4	4	4	5	5	5	5	6			



Match M12

Start List

AUT vs USA

Referee Christian Carlos KLOOS (ARG)

AUT - Austria

No.	Name	Date of Birth
1	ANDRIOLI Jean (C)	22 JUL 1985
2	HUEMER Jakob	5 APR 1995
3	GURTLER Gustav	16 JUN 1997
4	KARAFIAT Mathias	4 DEC 1994
5	LUGMAIR Simon	9 AUG 1993
6	WALCHSHOFER Elias	1 JUL 1995
7	EINSIEDLER Philipp	18 JUN 2004
8	HUEMER Maximilian	12 APR 1997
9	MULLEHNER Karl	13 MAY 1997
10	WOHLFAHRT Stefan	17 FEB 1993

Cocher Martin WEISS

AUT Played		
PR	ITA	3 - 0
PR	BRA	0 - 3
PR	USA	12 JUL


USA - United States of America

No.	Name	Date of Birth
1	KINDLER Eric	29 SEP 1991
2	HENRICHS Mat	27 AUG 1984
3	KUCERA Steve	27 JAN 1985
4	STRASSBERGER Todd	1 FEB 1983
5	DAH N Cory	7 JUL 1992
6	STERN Jack	4 SEP 1987
7	SCHWEDA Keith	4 JUL 1986
8	GRAHAM Kristofor	16 SEP 1982
9	WENINGER Aaron (C)	30 APR 1985
10	OGIN Mat	5 JUN 1983

Cocher Theodoros THEODORAKOGLU (GER)

USA Played		
PR	BRA	1 - 3
PR	ITA	0 - 3
PR	AUT	12 JUL

Legend:	(C) Captain	No. Number	PR Preliminary Round
---------	-------------	------------	----------------------

Timing and Results provided by  TISSOT





Match M12

Results

Austria (AUT) 3 - 0 United States of America (USA)

Referee C KLOOS (ARG)

Match Summary

		Result	Set 1	Set 2	Set 3
Austria	AUT	3	11	11	13
United States of America	USA	0	3	7	11
	Duration	42	11	5	16

Game Progress

1	(AUT)	0	0	1	2	3	4	5	6	6	7	8	9	10	10	11										
	(USA)	0	1	1	1	1	1	1	1	2	2	2	2	2	3	3										
2	(AUT)	0	1	2	2	3	3	4	4	5	6	6	7	7	8	8	9	10	10	11						
	(USA)	0	0	0	1	1	2	2	3	3	3	4	4	5	5	6	6	6	7	7						
3	(AUT)	0	0	1	1	2	2	3	3	4	4	4	5	6	7	7	8	8	9	9	10	10	11	11	12	13
	(USA)	0	1	1	2	2	3	3	4	4	5	6	6	6	7	7	8	8	9	9	10	10	10	11	11	11



Match M01

Start List

GER vs CHI

Referee Jose Luis ELTZ (BRA)

GER - Germany

No.	Name	Date of Birth
1	THOMAS Patrick	2 JUN 1992
2	SAGSTETTER Fabian (C)	13 AUG 1990
3	HOFMANN Philip	3 MAR 1995
4	KADGIEN Rouven	22 MAR 1998
5	SCHROTER Jonas	22 JUL 1996
7	SCHACHTSIEK Ole	10 MAR 1996
9	TRINEMEIER Nick	23 OCT 1989
10	KUBLER Philipp	5 SEP 1997
11	KLASSEN Felix	13 JAN 1993
13	ALBRECHT Tim	3 DEC 1992

Coach Olaf NEUENFELD

GER Played		
PR	CHI	10 JUL
PR	SUI	11 JUL
PR	ARG	12 JUL


CHI - Chile

No.	Name	Date of Birth
1	MARCOS Cristian	10 DEC 1990
2	NARVAEZ Ignacio	28 AUG 1992
3	MODINGER Eduardo	6 JAN 1991
4	SANCHEZ Cristian	21 OCT 1984
5	WERNER Joaquin	25 JUN 1990
6	VEJAR Fernando	26 DEC 2001
7	BOTTGER Rodrigo	3 OCT 1983
8	MODINGER Alvaro	18 JUL 1988
9	GRUSS Andres	9 APR 2002
10	MODINGER Joaquin	4 FEB 1985

Coach Christian DAHLING (GER)

CHI Played		
PR	GER	10 JUL
PR	ARG	11 JUL
PR	SUI	12 JUL

Legend:	(C) Captain	No. Number	PR Preliminary Round
---------	-------------	------------	----------------------

Timing and Results provided by  TISSOT





Match M01

Results

Germany (GER) 3 - 0 Chile (CHI)


Assistant Referees /

Match Summary

		Result	Set 1	Set 2	Set 3
Germany	GER	3	11	11	11
Chile	CHI	0	9	7	5
	Duration	46	16	14	13

Game Progress

1	(GER)	0	1	1	1	2	2	3	4	4	5	5	6	7	7	8	8	8	9	10	10	11
	(CHI)	0	0	1	2	2	3	3	3	4	4	5	5	5	6	6	7	8	8	8	9	9
2	(GER)	0	1	1	1	1	2	2	3	4	5	5	6	7	7	8	9	9	10	11		
	(CHI)	0	0	1	2	3	3	4	4	4	4	5	5	5	6	6	6	7	7	7		
3	(GER)	0	1	1	2	2	3	4	5	5	6	6	7	8	9	9	10	11				
	(CHI)	0	0	1	1	2	2	2	2	3	3	4	4	4	4	5	5	5				



Match M03

Start List

SUI vs ARG

Referee Jose Luis ELTZ (BRA)

SUI - Switzerland

No.	Name	Date of Birth
3	SCHLATTINGER Raphael	17 APR 1993
4	FEHR Joel	9 NOV 1997
5	REBSAMEN Ueli	25 JUL 1990
6	JUNG Silvan	13 AUG 1991
7	EGOLF Tim	18 DEC 1998
8	FEHR Nicolas	14 JUN 1996
9	STRASSMANN Rico	27 SEP 1999
10	HEITZ Leon	21 FEB 2000
12	FLUCKIGER Luca	10 JUL 1992
13	STEINBAUER Cedric	30 DEC 2001

Coch Oliver LANG

SUI Played		
PR	ARG	10 JUL
PR	GER	11 JUL
PR	CHI	12 JUL


ARG - Argentina

No.	Name	Date of Birth
1	DOMINIONI Romeo Andres	22 DEC 1988
2	VENER Sebastian Ignacio	12 MAY 1994
3	KONIG Christian Georg	29 JAN 1998
6	FRITZ Federico Gerardo (C)	20 MAR 1985
9	KLOOS Francisco	29 OCT 2003
10	HEER Gonzalo Martin	19 NOV 1999
12	MOYANO Carlos Dante	26 MAR 1975
15	HOCHT Gonzalo Martin	7 JUN 2001

Coch Jorge Antonio VENER

ARG Played		
PR	SUI	10 JUL
PR	CHI	11 JUL
PR	GER	12 JUL

Legend:	(C) Captain	No. Number	PR Preliminary Round
---------	-------------	------------	----------------------

Timing and Results provided by 





Match M03

Results

Switzerland (SUI) 3 - 0 Argentina (ARG)

Referee J ELTZ (BRA)

Match Summary		Result	Set 1	Set 2	Set 3
Switzerland	SUI	3	12	11	11
Argentina	ARG	0	10	6	7
Duration		52	18	14	17

Game Progress

1	(SUI)	0	0	1	1	2	2	3	3	4	4	5	5	6	7	7	8	8	9	9	10	10	11	12
	(ARG)	0	1	1	2	2	3	3	4	4	5	5	6	6	6	7	7	8	8	9	9	10	10	10
2	(SUI)	0	1	2	2	3	4	5	6	6	6	7	7	8	9	9	10	10	11					
	(ARG)	0	0	0	1	1	1	1	1	2	3	3	4	4	4	5	5	6	6					
3	(SUI)	0	1	1	2	3	3	4	5	6	7	7	7	8	8	8	9	10	10	11				
	(ARG)	0	0	1	1	1	2	2	2	2	2	3	4	4	5	6	6	6	7	7				



Match M05

Start List

CHI vs ARG

Referee Fredy SPRENGER (SUI)

CHI - Chile

No.	Name	Date of Birth
1	MARCOS Cristian	10 DEC 1990
2	NARVAEZ Ignacio	28 AUG 1992
3	MODINGER Eduardo	6 JAN 1991
4	SANCHEZ Cristian	21 OCT 1984
5	WERNER Joaquin	25 JUN 1990
6	VEJAR Fernando	26 DEC 2001
7	BOTTGER Rodrigo	3 OCT 1983
8	MODINGER Alvaro	18 JUL 1988
9	GRUSS Andres	9 APR 2002
10	MODINGER Joaquin	4 FEB 1985

Coach Christian DAHLING (GER)

CHI Played		
PR	GER	0 - 3
PR	ARG	11 JUL
PR	SUI	12 JUL

ARG - Argentina

No.	Name	Date of Birth
1	DOMINIONI Romeo Andres	22 DEC 1988
2	VENER Sebastian Ignacio	12 MAY 1994
3	KONIG Christian Georg	29 JAN 1998
6	FRITZ Federico Gerardo (C)	20 MAR 1985
9	KLOOS Francisco	29 OCT 2003
10	HEER Gonzalo Martin	19 NOV 1999
12	MOYANO Carlos Dante	26 MAR 1975
15	HOCHT Gonzalo Martin	7 JUN 2001

Coach Jorge Antonio VENER

ARG Played		
PR	SUI	0 - 3
PR	CHI	11 JUL
PR	GER	12 JUL

Legend:				
(C)	Captain	No.	Number	PR Preliminary Round

Timing and Results provided by 





Match M05

Results

Chile (CHI) 3 - 0 Argentina (ARG)

Referee F SPRENGER (SUI)

Match Summary

		Result	Set 1	Set 2	Set 3
Chile	CHI	3	11	11	11
Argentina	ARG	0	9	9	3
	Duration	39	12	13	12

Game Progress

1	(CHI)	0	1	2	3	4	5	6	6	6	6	6	6	6	6	6	6	6	7	8	9	10	11	
	(ARG)	0	0	0	0	0	0	0	1	2	3	4	5	6	7	8	9	9	9	9	9	9	9	9
2	(CHI)	0	0	0	0	0	0	0	0	0	1	2	3	4	5	6	7	8	9	10	11			
	(ARG)	0	1	2	3	4	5	6	7	8	9	9	9	9	9	9	9	9	9	9	9	9	9	
3	(CHI)	0	0	0	0	1	2	3	4	5	6	7	8	9	10	11								
	(ARG)	0	1	2	3	3	3	3	3	3	3	3	3	3	3	3								



Match M06

Start List

GER vs SUI

Referee Christian Carlos KLOOS (ARG)

GER - Germany

No.	Name	Date of Birth
1	THOMAS Patrick	2 JUN 1992
2	SAGSTETTER Fabian (C)	13 AUG 1990
3	HOFMANN Philip	3 MAR 1995
4	KADGIEN Rouven	22 MAR 1998
5	SCHROTER Jonas	22 JUL 1996
7	SCHACHTSIEK Ole	10 MAR 1996
9	TRINEMEIER Nick	23 OCT 1989
10	KUBLER Philipp	5 SEP 1997
11	KLASSEN Felix	13 JAN 1993
13	ALBRECHT Tim	3 DEC 1992

Coch Olaf NEUENFELD

GER Played		
PR	CHI	3 - 0
PR	SUI	11 JUL
PR	ARG	12 JUL


SUI - Switzerland

No.	Name	Date of Birth
3	SCHLATTINGER Raphael	17 APR 1993
4	FEHR Joel	9 NOV 1997
5	REBSAMEN Ueli	25 JUL 1990
6	JUNG Silvan	13 AUG 1991
7	EGOLF Tim	18 DEC 1998
8	FEHR Nicolas	14 JUN 1996
9	STRASSMANN Rico	27 SEP 1999
10	HEITZ Leon	21 FEB 2000
12	FLUCKIGER Luca	10 JUL 1992
13	STEINBAUER Cedric	30 DEC 2001

Coch Oliver LANG

SUI Played		
PR	ARG	3 - 0
PR	GER	11 JUL
PR	CHI	12 JUL

Legend: (C) Captain No. Number PR Preliminary Round

Timing and Results provided by  TISSOT





Match M06

Results

Germany (GER) 3 - 0 Switzerland (SUI)

Referee C KLOOS (ARG)

Match Summary

		Result	Set 1	Set 2	Set 3
Germany	GER	3	15	11	11
Switzerland	SUI	0	13	4	6
	Duration	51	24	13	11

Game Progress

1	(GER)	0	1	1	2	2	2	2	3	4	4	4	5	6	6	6	7	7	8	9	10	10	11	11	12	12	13	13	14
	(SUI)	0	0	1	1	2	3	4	4	4	5	6	6	6	7	8	8	9	9	9	9	10	10	11	11	12	12	13	13
		15																											
		13																											
2	(GER)	0	1	1	2	2	3	3	4	5	6	7	8	8	9	10	11												
	(SUI)	0	0	1	1	2	2	3	3	3	3	3	3	4	4	4	4												
3	(GER)	0	0	1	2	3	3	3	4	5	6	7	8	8	9	9	10	10	11										
	(SUI)	0	1	1	1	1	2	3	3	3	3	3	3	4	4	5	5	6	6										



Match M09

Start List

SUI vs CHI

Referee Jose Luis ELTZ (BRA)

SUI - Switzerland

No.	Name	Date of Birth
3	SCHLATTINGER Raphael (C)	17 APR 1993
4	FEHR Joel	9 NOV 1997
5	REBSAMEN Ueli	25 JUL 1990
6	JUNG Silvan	13 AUG 1991
7	EGOLF Tim	18 DEC 1998
8	FEHR Nicolas	14 JUN 1996
9	STRASSMANN Rico	27 SEP 1999
10	HEITZ Leon	21 FEB 2000
12	STEINBAUER Cedric	30 DEC 2001
13	FLUCKIGER Luca	10 JUL 1992

Coach Oliver LANG

SUI Played		
PR	ARG	3 - 0
PR	GER	0 - 3
PR	CHI	0 - 0


CHI - Chile

No.	Name	Date of Birth
1	MARCOS Cristian	10 DEC 1990
2	NARVAEZ Ignacio	28 AUG 1992
3	MODINGER Eduardo	6 JAN 1991
4	SANCHEZ Cristian	21 OCT 1984
5	WERNER Joaquin	25 JUN 1990
6	VEJAR Fernando	26 DEC 2001
7	BOTTGER Rodrigo	3 OCT 1983
8	MODINGER Alvaro	18 JUL 1988
9	GRUSS Andres	9 APR 2002
10	MODINGER Joaquin (C)	4 FEB 1985

Coach Christian DAHLING (GER)

CHI Played		
PR	GER	0 - 3
PR	ARG	3 - 0
PR	SUI	0 - 0

Legend: (C) Captain No. Number PR Preliminary Round

Timing and Results provided by  TISSOT



Match M09

Results


Switzerland (SUI) 3 - 0 Chile (CHI)

Referee J ELTZ (BRA)

Match Summary		Result	Set 1	Set 2	Set 3
Switzerland	SUI	3	11	11	11
Chile	CHI	0	6	5	8
Duration		48	15	12	18

Game Progress

1	(SUI)	0	0	0	1	2	3	3	4	5	5	6	6	7	8	9	9	10	11		
	(CHI)	0	1	2	2	2	2	3	3	3	4	4	5	5	5	5	6	6	6		
2	(SUI)	0	1	2	3	4	5	5	5	6	7	7	8	8	9	9	10	11			
	(CHI)	0	0	0	0	0	0	1	2	2	2	3	3	4	4	5	5	5			
3	(SUI)	0	0	0	0	1	2	3	3	3	4	5	6	7	8	8	9	9	9	10	11
	(CHI)	0	1	2	3	3	3	3	4	5	5	5	5	5	5	6	6	7	8	8	8



Match M11

Start List

GER vs ARG

Referee Jose Luis ELTZ (BRA)

GER - Germany

No.	Name	Date of Birth
1	THOMAS Patrick	2 JUN 1992
2	SAGSTETTER Fabian (C)	13 AUG 1990
3	HOFMANN Philip	3 MAR 1995
4	KADGIEN Rouven	22 MAR 1998
5	SCHROTER Jonas	22 JUL 1996
7	SCHACHTSIEK Ole	10 MAR 1996
9	TRINEMEIER Nick	23 OCT 1989
10	KUBLER Philipp	5 SEP 1997
11	KLASSEN Felix	13 JAN 1993
13	ALBRECHT Tim	3 DEC 1992

Coch Olaf NEUENFELD

GER Played		
PR	CHI	3 - 0
PR	SUI	3 - 0
PR	ARG	0 - 0


ARG - Argentina

No.	Name	Date of Birth
1	DOMINIONI Romeo Andres	22 DEC 1988
2	VENER Sebastian Ignacio	12 MAY 1994
3	KONIG Christian Georg	29 JAN 1998
6	FRITZ Federico Gerardo (C)	20 MAR 1985
9	KLOOS Francisco	29 OCT 2003
10	HEER Gonzalo Martin	19 NOV 1999
12	MOYANO Carlos Dante	26 MAR 1975
15	HOCHT Gonzalo Martin	7 JUN 2001

Coch Jorge Antonio VENER

ARG Played		
PR	SUI	0 - 3
PR	CHI	0 - 3
PR	GER	0 - 0

Legend:	(C) Captain	No. Number	PR Preliminary Round
---------	-------------	------------	----------------------

Timing and Results provided by  TISSOT





Match M11

Results

Germany (GER) 3 - 0 Argentina (ARG)

Referee J ELTZ (BRA)

Match Summary

		Result	Set 1	Set 2	Set 3
Germany	GER	3	11	11	11
Argentina	ARG	0	5	1	1
	Duration	33	12	10	9

Game Progress

1	(GER)	0	1	2	2	3	3	4	5	5	6	6	7	8	9	10	10	11
	(ARG)	0	0	0	1	1	2	2	2	3	3	4	4	4	4	4	5	5
2	(GER)	0	1	2	3	4	4	5	6	7	8	9	10	11				
	(ARG)	0	0	0	0	0	1	1	1	1	1	1	1	1				
3	(GER)	0	1	2	3	4	5	5	6	7	8	9	10	11				
	(ARG)	0	0	0	0	0	0	1	1	1	1	1	1	1				



Fistball

Women's





Team Roster


As of SAT 9 JUL 2022

AUT - Austria

No.	Name	Date of Birth	Age
2	HIESLMAIR Verena	15 APR 1996	26
3	LUGERBAUER Ines	20 SEP 1996	25
5	KEMPINGER-KREIL Karin (C)	16 NOV 1991	30
6	EIDENHAMMER Theresa	21 JAN 1998	24
7	PICHLER Teresa	19 APR 1991	31
8	WOITSCH Antonia	30 OCT 1999	22
9	LACKINGER Katharina	18 OCT 1995	26
10	HIESLMAIR Marlene	15 APR 1996	26
11	GRULL Anna	15 MAR 1997	25
12	ENGLEDER Emilia	28 JUL 2000	21
Team Average			25.6

Head Coach Michael Christian REISENBERGER

Legend:	
(C)	Captain
No.	Number

Timing and Results provided by  TISSOT





Team Roster


As of SAT 9 JUL 2022

BRA - Brazil

No.	Name	Date of Birth	Age
1	LUCCHIN Isabella	29 AUG 1996	25
2	KNEBEL Melissa	25 FEB 2002	20
3	LUCCHIN Giovanna	9 JUL 1999	23
4	JAQUES Cecilia	15 JAN 2000	22
5	MELO Angela	31 DEC 1986	35
6	SCHNEIDER Tatiane	27 JUN 1987	35
7	SINHORI Rejane	26 SEP 1985	36
8	SUFFERT Bianca	16 AUG 2002	19
9	HUASKA Cristiane	1 OCT 1991	30
10	SUFFERT Sabine	5 JAN 1998	24
Team Average			26.9

Head Coach VENEROSO Carlos Alberto

Legend:	
(C)	Captain
No.	Number

Timing and Results provided by  TISSOT





Team Roster


As of SAT 9 JUL 2022

GER - Germany

No.	Name	Date of Birth	Age
1	SCHRODER Theresa	31 AUG 1995	26
2	SEITZ Hinrike	23 DEC 1991	30
3	PFROMMER Sonja	19 FEB 1990	32
4	VON LOH Luca	27 OCT 2000	21
5	Helle GROSSMANN	26 SEP 2001	20
6	HOLLMANN Ida	20 SEP 2000	21
7	SCHRODER Svenja	14 NOV 1999	22
8	GRZYWATZ Michaela	16 MAR 1994	28
9	ALDINGER Anna-Lisa	31 MAY 1991	31
10	SCHELL Henriette	2 SEP 1998	23
Team Average			25.4

Head Coach Eva KRAMER

Legend: (C) Captain No. Number

Timing and Results provided by 





Team Roster


As of SAT 9 JUL 2022

NZL - New Zealand

No.	Name	Date of Birth	Age
1	SORENSEN Kiarna	31 AUG 1999	22
2	THAYER Louise	12 MAR 1988	34
3	O'CONNELL Teish	28 MAR 1996	26
4	WILSON Courtney	27 SEP 1995	26
5	STEELE Caitlin	12 AUG 1997	24
7	THAYER Bridget	6 AUG 1994	27
10	SIMMERS Luka	28 JUL 2002	19
11	RANDRUP Kelsey	30 JUN 1994	28
12	BOOTH Brieana	8 JAN 1997	25
15	PLACID Tiana	1 OCT 1994	27
Team Average			25.8

Head Coach BUSTON Vikki

Legend:	
(C)	Captain
No.	Number

Timing and Results provided by  TISSOT





Team Roster


As of SAT 9 JUL 2022

SUI - Switzerland

No.	Name	Date of Birth	Age
1	EGOLF Noemi	16 OCT 2000	21
3	SCHLATTINGER Mirjam	21 DEC 1999	22
4	BUCHER Jamie	15 JAN 1998	24
5	LANG Adela	29 JUN 2004	18
6	MATTLE Sarina	3 APR 1996	26
7	BOGNAR Tanja	20 APR 1998	24
8	SCHENKER Seraina	28 JAN 1999	23
9	FRISCHKNECHT Fabienne	27 JAN 1996	26
10	HESS Rahel	16 FEB 1996	26
11	PETERHANS Sara	1 MAR 2000	22
Team Average			23.2

Head Coach LASSER Anton

Legend: (C) Captain No. Number

Timing and Results provided by  TISSOT





Team Roster


As of SAT 9 JUL 2022

USA - United States of America

No.	Name	Date of Birth	Age
1	STANTON Amanda	11 AUG 2003	18
2	STERN Lindsey	29 SEP 1991	30
3	CONNELLY Christine	23 MAY 2000	22
4	DOLLASE Emma	7 FEB 2001	21
5	VAUGHAN Allison	11 JUL 1990	31
6	RAUH Amber	30 JUL 1996	25
7	FRAZER Brittany	6 MAY 1992	30
8	SMITH Angela	8 AUG 1982	39
9	MCGINN Ashley	9 MAR 1997	25
10	OGIN Katherine	26 AUG 1990	31
Team Average			27.2

Head Coach NICOLADELI Denis (BRA)

Legend:	
(C)	Captain
No.	Number

Timing and Results provided by 





Tournament Summary

As of THU 14 JUL 2022 At 17:36

Preliminary Round

Group A

Rank	Team	MP	W	L	SF	SA	SDiff.	PF	PA	PDiff.	Pts
1	AUT	2	2	0	6	1	5	78	57	21	4
2	SUI	2	1	1	4	3	1	73	53	20	2
3	USA	2	0	2	0	6	-6	25	66	-41	0

Team	AUT	SUI	USA
AUT		3 - 1	3 - 0
SUI	1 - 3		3 - 0
USA	0 - 3	0 - 3	

Group B

Rank	Team	MP	W	L	SF	SA	SDiff.	PF	PA	PDiff.	Pts
1	BRA	2	2	0	6	1	5	76	49	27	4
2	GER	2	1	1	4	3	1	70	54	16	2
3	NZL	2	0	2	0	6	-6	23	66	-43	0

Team	BRA	GER	NZL
BRA		3 - 1	3 - 0
GER	1 - 3		3 - 0
NZL	0 - 3	0 - 3	

Final Round

Semi-finals


Finals



Final Standings


- Rank Team
- Gold GER - Germany
- Silver SUI - Switzerland
- Bronze BRA - Brazil
- 4 AUT - Austria
- 5 NZL - New Zealand
- 6 USA - United States of America

Bronze Medal Match



Placing 5-6




Timing and Results provided by 



Tournament Summary
As of THU 14 JUL 2022 At 17:36

Legend:			
L	Lost	MP	Matches Played
PF	Points For	Pts.	Points
SA	Sets Against	W	Won
		PA	Points Against
		SDiff.	Set Difference
		PDiff.	Points Difference
		SF	Sets For


Timing and Results provided by  TISSOT





Medallists (Team)

GOLD	SILVER	BRONZE
GER - Germany SCHRODER Theresa SEITZ Hinrike PFROMMER Sonja VON LOH Luca Helle GROSSMANN HOLLMANN Ida SCHRODER Svenja GRZYWATZ Michaela ALDINGER Anna-Lisa SCHELL Henriette	SUI - Switzerland EGOLF Noemi SCHLATTINGER Mirjam BUCHER Jamie LANG Adela MATTLE Sarina BOGNAR Tanja SCHENKER Seraina FRISCHKNECHT Fabienne HESS Rahel PETERHANS Sara	BRA - Brazil LUCCHIN Isabella KNEBEL Melissa LUCCHIN Giovanna JAQUES Cecilia MELO Angela SCHNEIDER Tatiane SINHORI Rejane SUFFERT Bianca HUASKA Cristiane SUFFERT Sabine



Match W09

Start List

USA vs NZL

Referee Tanja SIMADER (AUT)

USA - United States of America

No.	Name	Date of Birth
1	STANTON Amanda	11 AUG 2003
2	STERN Lindsey	29 SEP 1991
3	CONNELLY Christine	23 MAY 2000
4	DOLLASE Emma	7 FEB 2001
5	VAUGHAN Allison	11 JUL 1990
6	RAUH Amber	30 JUL 1996
7	FRAZER Brittany	6 MAY 1992
8	SMITH Angela	8 AUG 1982
9	MCGINN Ashley	9 MAR 1997
10	OGIN Katherine (C)	26 AUG 1990

Coach Denis NICOLADELI (BRA)

USA Played		
PR	SUI	0 - 3
PR	AUT	0 - 3

NZL - New Zealand

No.	Name	Date of Birth
1	SORENSEN Kiarna	31 AUG 1999
2	THAYER Louise (C)	12 MAR 1988
3	O'CONNELL Teish	28 MAR 1996
4	WILSON Courtney	27 SEP 1995
5	STEELE Caitlin	12 AUG 1997
7	THAYER Bridget	6 AUG 1994
10	SIMMERS Luka	28 JUL 2002
11	RANDRUP Kelsey	30 JUN 1994
12	BOOTH Brieana	8 JAN 1997
15	PLACID Tiana	1 OCT 1994

Coach Vikki BUSTON

NZL Played		
PR	GER	0 - 3
PR	BRA	0 - 3

Legend:	(C) Captain	No. Number	PR Preliminary Round
---------	-------------	------------	----------------------

Timing and Results provided by  TISSOT





Match W09

Results

United States of America (USA) 2 - 3 New Zealand (NZL)

Referee T SIMADER (AUT)

Match Summary

		Result	Set 1	Set 2	Set 3	Set 4	Set 5
United States of America	USA	2	11	11	8	5	9
New Zealand	NZL	3	9	8	11	11	11
	Duration	75	13	13	14	11	14

Game Progress

1	(USA)	0	1	2	2	3	3	4	4	4	4	4	5	6	7	7	8	8	9	10	10	11
	(NZL)	0	0	0	1	1	2	2	3	4	5	6	6	6	6	7	7	8	8	8	9	9
2	(USA)	0	0	1	1	2	3	3	4	5	6	7	7	8	8	9	9	10	10	10	11	
	(NZL)	0	1	1	2	2	2	3	3	3	3	3	4	4	5	5	6	6	7	8	8	
3	(USA)	0	1	1	1	1	2	2	3	3	4	4	5	5	6	6	6	7	7	8	8	
	(NZL)	0	0	1	2	3	3	4	4	5	5	6	6	7	7	8	9	9	10	10	11	
4	(USA)	0	0	0	0	1	1	1	2	2	2	2	3	3	4	4	5	5				
	(NZL)	0	1	2	3	3	4	5	5	6	7	8	8	9	9	10	10	11				
5	(USA)	0	1	1	2	2	2	3	3	4	5	5	5	5	6	6	7	7	8	9	9	9
	(NZL)	0	0	1	1	2	3	3	4	4	4	5	6	7	7	8	8	9	9	9	10	11



Match W10

Start List

AUT vs BRA

Referee Lina HASENJAGER (GER)

AUT - Austria

No.	Name	Date of Birth
2	HIESLMAIR Verena	15 APR 1996
3	LUGERBAUER Ines	20 SEP 1996
5	KEMPINGER-KREIL Karin (C)	16 NOV 1991
6	EIDENHAMMER Theresa	21 JAN 1998
7	PICHLER Teresa	19 APR 1991
8	WOITSCH Antonia	30 OCT 1999
9	LACKINGER Katharina	18 OCT 1995
10	HIESLMAIR Marlene	15 APR 1996
11	GRULL Anna	15 MAR 1997
12	ENGLEDER Emilia	28 JUL 2000

Coach Michael Christian REISENBERGER

AUT Played		
PR	USA	3 - 0
PR	SUI	3 - 1
SF	GER	2 - 3


BRA - Brazil

No.	Name	Date of Birth
1	LUCCHIN Isabella	29 AUG 1996
2	KNEBEL Melissa	25 FEB 2002
3	LUCCHIN Giovanna	9 JUL 1999
4	JAQUES Cecilia	15 JAN 2000
5	MELO Angela (C)	31 DEC 1986
6	SCHNEIDER Tatiane	27 JUN 1987
7	SINHORI Rejane	26 SEP 1985
8	SUFFERT Bianca	16 AUG 2002
9	HUASKA Cristiane	1 OCT 1991
10	SUFFERT Sabine	5 JAN 1998

Coach Carlos Alberto VENEROSO

BRA Played		
PR	NZL	3 - 0
PR	GER	3 - 1
SF	SUI	1 - 3

Legend:				
(C)	Captain	No.	Number	
		PR	Preliminary Round	SF
				Semifinal

Timing and Results provided by  TISSOT





Match W10

Results

Austria (AUT) 1 - 3 Brazil (BRA)

Referee L HASENJAGER (GER)

Match Summary

		Result	Set 1	Set 2	Set 3	Set 4
Austria	AUT	1	11	4	8	7
Brazil	BRA	3	3	11	11	11
	Duration	61	13	8	16	16

Game Progress

1	(AUT)	0	1	1	2	3	4	5	6	7	8	9	9	10	10	11					
	(BRA)	0	0	1	1	1	1	1	1	1	1	1	2	2	3	3					
2	(AUT)	0	0	0	0	1	1	1	1	2	2	3	3	3	4	4	4				
	(BRA)	0	1	2	3	3	4	5	6	6	7	7	8	9	9	10	11				
3	(AUT)	0	0	1	1	1	1	2	2	2	3	3	4	4	5	5	5	6	7	8	8
	(BRA)	0	1	1	2	3	4	4	5	6	6	7	7	8	8	9	10	10	10	10	11
4	(AUT)	0	0	1	1	1	1	1	1	1	1	2	3	4	5	5	5	6	7	7	
	(BRA)	0	1	1	2	3	4	5	6	7	8	8	8	8	8	9	10	10	10	10	11



Match W11

Start List

GER vs SUI

Referee Tanja SIMADER (AUT)

GER - Germany

No.	Name	Date of Birth
1	SCHRODER Theresa	31 AUG 1995
2	SEITZ Hinrike	23 DEC 1991
3	PFROMMER Sonja (C)	19 FEB 1990
4	VON LOH Luca	27 OCT 2000
5	Helle GROSSMANN	26 SEP 2001
6	HOLLMANN Ida	20 SEP 2000
7	SCHRODER Svenja	14 NOV 1999
8	GRZYWATZ Michaela	16 MAR 1994
9	ALDINGER Anna-Lisa	31 MAY 1991
10	SHELL Henriette	2 SEP 1998

Coach Eva KRAMER

GER Played		
PR	NZL	3 - 0
PR	BRA	1 - 3
SF	AUT	3 - 2


SUI - Switzerland

No.	Name	Date of Birth
1	EGOLF Noemi	16 OCT 2000
3	SCHLATTINGER Mirjam	21 DEC 1999
4	BUCHER Jamie (C)	15 JAN 1998
5	LANG Adela	29 JUN 2004
6	MATTLE Sarina	3 APR 1996
7	BOGNAR Tanja	20 APR 1998
8	SCHENKER Seraina	28 JAN 1999
9	FRISCHKNECHT Fabienne	27 JAN 1996
10	HESS Rahel	16 FEB 1996
11	PETERHANS Sara	1 MAR 2000

Coach Anton LASSER

SUI Played		
PR	USA	3 - 0
PR	AUT	1 - 3
SF	BRA	3 - 1

Legend:				
(C)	Captain	No.	Number	PR Preliminary Round SF Semifinal

Timing and Results provided by 



Match W11

Results

Germany (GER) 4 - 2 Switzerland (SUI)

Referee T SIMADER (AUT)

Match Summary

		Result	Set 1	Set 2	Set 3	Set 4	Set 5	Set 6
Germany	GER	4	6	9	11	11	11	12
Switzerland	SUI	2	11	11	5	5	8	10
	Duration	98	13	14	13	11	15	18

Game Progress

1	(GER)	0	0	1	2	2	2	3	4	4	4	4	5	5	5	5	6	6	6					
	(SUI)	0	1	1	1	2	3	3	3	4	5	6	6	7	8	9	9	10	11					
2	(GER)	0	0	1	1	1	2	2	3	3	3	4	4	5	6	7	7	7	8	8	9	9		
	(SUI)	0	1	1	2	3	3	4	4	5	6	6	7	7	7	8	9	9	10	10	10	11		
3	(GER)	0	1	2	2	2	3	4	4	4	5	6	7	7	8	9	10	11						
	(SUI)	0	0	0	1	2	2	2	3	4	4	4	4	5	5	5	5	5						
4	(GER)	0	0	1	2	3	3	4	4	5	6	6	7	8	9	9	10	11						
	(SUI)	0	1	1	1	1	2	2	3	3	3	4	4	4	4	5	5	5						
5	(GER)	0	1	1	1	2	2	3	3	4	4	5	6	6	7	8	9	10	10	10	11			
	(SUI)	0	0	1	2	2	3	3	4	4	5	5	5	6	6	6	6	6	7	8	8			
6	(GER)	0	1	1	1	2	2	3	3	4	5	5	6	7	7	7	8	9	9	9	9	10	11	12
	(SUI)	0	0	1	2	2	3	3	4	4	4	5	5	5	6	7	7	7	8	9	10	10	10	10



Match W07

Start List

AUT vs GER

Referee Christian Carlos KLOOS (ARG)
Family SPRENGER (SUI)

AUT - Austria

No.	Name	Date of Birth
2	HIESLMAIR Verena	15 APR 1996
3	LUGERBAUER Ines	20 SEP 1996
5	KEMPINGER-KREIL Karin (C)	16 NOV 1991
6	EIDENHAMMER Theresa	21 JAN 1998
7	PICHLER Teresa	19 APR 1991
8	WOITSCH Antonia	30 OCT 1999
9	LACKINGER Katharina	18 OCT 1995
10	HIESLMAIR Marlene	15 APR 1996
11	GRULL Anna	15 MAR 1997
12	ENGLEDER Emilia	28 JUL 2000

Coach Michael Christian REISENBERGER

AUT Played		
PR	USA	3 - 0
PR	SUI	3 - 1


GER - Germany

No.	Name	Date of Birth
1	SCHRODER Theresa	31 AUG 1995
2	SEITZ Hinrike	23 DEC 1991
3	PFROMMER Sonja (C)	19 FEB 1990
4	VON LOH Luca	27 OCT 2000
5	Helle GROSSMANN	26 SEP 2001
6	HOLLMANN Ida	20 SEP 2000
7	SCHRODER Svenja	14 NOV 1999
8	GRZYWATZ Michaela	16 MAR 1994
9	ALDINGER Anna-Lisa	31 MAY 1991
10	SHELL Henriette	2 SEP 1998

Coach Eva KRAMER

GER Played		
PR	NZL	3 - 0
PR	BRA	1 - 3

Legend: (C) Captain No. Number PR Preliminary Round

Timing and Results provided by  TISSOT



Match W07

Results

Austria (AUT) 2 - 3 Germany (GER)

Referee C KLOOS (ARG)
IF SPINER (AUST)

Match Summary		Result	Set 1	Set 2	Set 3	Set 4	Set 5
Austria	AUT	2	13	7	12	8	6
Germany	GER	3	11	11	10	11	11
Duration		88	18	14	16	15	16

Game Progress

1	(AUT)	0	0	1	1	2	3	3	4	5	5	6	6	6	7	7	7	8	8	9	10	10	11	11	12	13
	(GER)	0	1	1	2	2	2	3	3	3	4	4	5	6	6	7	8	8	9	9	9	10	10	11	11	11
2	(AUT)	0	0	0	1	1	1	1	2	2	2	3	4	4	5	5	6	6	7	7						
	(GER)	0	1	2	2	3	4	5	5	6	7	7	7	8	8	9	9	10	10	11						
3	(AUT)	0	1	1	1	2	2	3	3	4	4	5	5	5	6	7	8	8	9	9	10	10	11	12		
	(GER)	0	0	1	2	2	3	3	4	4	5	5	6	7	7	7	7	8	8	9	9	10	10	10		
4	(AUT)	0	1	1	2	2	3	3	4	4	4	5	5	5	6	6	7	7	8	8	8					
	(GER)	0	0	1	1	2	2	3	3	4	5	5	6	7	7	8	8	9	9	10	11					
5	(AUT)	0	0	0	1	1	2	2	2	2	2	2	2	3	4	5	6	6	6							
	(GER)	0	1	2	2	3	3	4	5	6	7	8	9	9	9	9	9	10	11							



Match W08

Start List

BRA vs SUI

Referee Lina HASENJAGER (GER)

BRA - Brazil

No.	Name	Date of Birth
1	LUCCHIN Isabella	29 AUG 1996
2	KNEBEL Melissa	25 FEB 2002
3	LUCCHIN Giovanna	9 JUL 1999
4	JAQUES Cecilia	15 JAN 2000
5	MELO Angela (C)	31 DEC 1986
6	SCHNEIDER Tatiane	27 JUN 1987
7	SINHORI Rejane	26 SEP 1985
8	SUFFERT Bianca	16 AUG 2002
9	HUASKA Cristiane	1 OCT 1991
10	SUFFERT Sabine	5 JAN 1998

BRA Played		
PR	NZL	3 - 0
PR	GER	3 - 1

Coach Carlos Alberto VENEROSO

SUI - Switzerland

No.	Name	Date of Birth
1	EGOLF Noemi	16 OCT 2000
3	SCHLATTINGER Mirjam	21 DEC 1999
4	BUCHER Jamie (C)	15 JAN 1998
5	LANG Adela	29 JUN 2004
6	MATTLE Sarina	3 APR 1996
7	BOGNAR Tanja	20 APR 1998
8	SCHENKER Seraina	28 JAN 1999
9	FRISCHKNECHT Fabienne	27 JAN 1996
10	HESS Rahel	16 FEB 1996
11	PETERHANS Sara	1 MAR 2000

SUI Played		
PR	USA	3 - 0
PR	AUT	1 - 3

Coach Anton LASSER

Legend:	(C) Captain	No. Number	PR Preliminary Round
---------	-------------	------------	----------------------

Timing and Results provided by 





Match W08

Results

Brazil (BRA) 1 - 3 Switzerland (SUI)

Referee L HASENJAGER (GER)

Match Summary

		Result	Set 1	Set 2	Set 3	Set 4
Brazil	BRA	1	8	7	11	9
Switzerland	SUI	3	11	11	7	11
	Duration	70	16	16	14	21

Game Progress

1	(BRA)	0	0	0	0	1	2	2	2	3	4	5	6	6	7	7	7	7	7	8	8	
	(SUI)	0	1	2	3	3	3	4	5	5	5	5	5	6	6	7	8	9	10	10	11	
2	(BRA)	0	0	1	1	1	2	3	4	4	4	4	4	4	4	5	5	6	7	7	7	
	(SUI)	0	1	1	2	3	3	3	3	4	5	6	7	8	9	9	10	10	10	10	11	
3	(BRA)	0	1	2	2	3	3	4	4	5	5	6	7	8	8	8	9	10	10	11	11	
	(SUI)	0	0	0	1	1	2	2	3	3	4	4	4	4	5	6	6	6	6	7	7	
4	(BRA)	0	1	1	1	1	1	2	2	3	3	4	4	4	5	6	7	7	7	8	9	9
	(SUI)	0	0	1	2	3	4	4	5	5	6	6	7	8	8	8	8	9	10	10	10	11



Match W02

Start List

GER vs NZL

Referee Tanja SIMADER (AUT)

GER - Germany

No.	Name	Date of Birth
1	SCHRODER Theresa	31 AUG 1995
2	SEITZ Hinrike	23 DEC 1991
3	PFROMMER Sonja	19 FEB 1990
4	VON LOH Luca	27 OCT 2000
5	Helle GROSSMANN	26 SEP 2001
6	HOLLMANN Ida	20 SEP 2000
7	SCHRODER Svenja	14 NOV 1999
8	GRZYWATZ Michaela	16 MAR 1994
9	ALDINGER Anna-Lisa	31 MAY 1991
10	SHELL Henriette	2 SEP 1998

Coach Eva KRAMER

GER Played		
PR	NZL	10 JUL
PR	BRA	11 JUL


NZL - New Zealand

No.	Name	Date of Birth
1	SORENSEN Kiarna	31 AUG 1999
2	THAYER Louise	12 MAR 1988
3	O'CONNELL Teish	28 MAR 1996
4	WILSON Courtney	27 SEP 1995
5	STEELE Caitlin	12 AUG 1997
7	THAYER Bridget	6 AUG 1994
10	SIMMERS Luka	28 JUL 2002
11	RANDRUP Kelsey	30 JUN 1994
12	BOOTH Brieana	8 JAN 1997
15	PLACID Tiana	1 OCT 1994

Coach Vikki BUSTON

NZL Played		
PR	GER	10 JUL
PR	BRA	10 JUL

Legend:	(C) Captain	No. Number	PR Preliminary Round
---------	-------------	------------	----------------------

Timing and Results provided by  TISSOT





Match W02

Results

Germany (GER) 3 - 0 New Zealand (NZL)


Assistant Referees /

Match Summary

		Result	Set 1	Set 2	Set 3
Germany	GER	3	11	11	11
New Zealand	NZL	0	3	0	8
	Duration	26	7	7	10

Game Progress

1	(GER)	0	1	2	2	3	4	5	6	6	7	7	8	9	10	11					
	(NZL)	0	0	0	1	1	1	1	1	2	2	3	3	3	3	3					
2	(GER)	0	1	2	3	4	5	6	7	8	9	10	11								
	(NZL)	0	0	0	0	0	0	0	0	0	0	0	0								
3	(GER)	0	1	2	2	3	4	5	5	6	6	6	7	8	8	8	9	9	10	10	11
	(NZL)	0	0	0	1	1	1	1	2	2	3	4	4	4	5	6	6	7	7	8	8



Match W04

Start List

BRA vs NZL

Referee Tanja SIMADER (AUT)

BRA - Brazil

No.	Name	Date of Birth
1	LUCCHIN Isabella	29 AUG 1996
2	KNEBEL Melissa	25 FEB 2002
3	LUCCHIN Giovanna	9 JUL 1999
4	JAQUES Cecilia	15 JAN 2000
5	MELO Angela	31 DEC 1986
6	SCHNEIDER Tatiane	27 JUN 1987
7	SINHORI Rejane	26 SEP 1985
8	SUFFERT Bianca	16 AUG 2002
9	HUASKA Cristiane	1 OCT 1991
10	SUFFERT Sabine	5 JAN 1998

Coach Carlos Alberto VENEROSO

BRA Played		
PR	NZL	10 JUL
PR	GER	11 JUL


NZL - New Zealand

No.	Name	Date of Birth
1	SORENSEN Kiarna	31 AUG 1999
2	THAYER Louise	12 MAR 1988
3	O'CONNELL Teish	28 MAR 1996
4	WILSON Courtney	27 SEP 1995
5	STEELE Caitlin	12 AUG 1997
7	THAYER Bridget	6 AUG 1994
10	SIMMERS Luka	28 JUL 2002
11	RANDRUP Kelsey	30 JUN 1994
12	BOOTH Brieana	8 JAN 1997
15	PLACID Tiana	1 OCT 1994

Coach Vikki BUSTON

NZL Played		
PR	GER	10 JUL
PR	BRA	10 JUL

Legend:	(C) Captain	No. Number	PR Preliminary Round
---------	-------------	------------	----------------------

Timing and Results provided by 



Match W04

Results

Brazil (BRA) 3 - 0 New Zealand (NZL)

Referee T SIMADER (AUT)

Match Summary

		Result	Set 1	Set 2	Set 3
Brazil	BRA	3	11	11	11
New Zealand	NZL	0	2	4	6
	Duration	30	9	8	10

Game Progress

1	(BRA)	0	1	1	2	3	4	5	6	6	7	8	9	10	11				
	(NZL)	0	0	1	1	1	1	1	1	2	2	2	2	2	2				
2	(BRA)	0	1	2	3	3	3	4	5	6	7	7	8	9	9	10	11		
	(NZL)	0	0	0	0	1	2	2	2	2	2	3	3	3	4	4	4		
3	(BRA)	0	0	1	1	2	2	3	4	5	6	6	7	8	8	9	9	10	11
	(NZL)	0	1	1	2	2	3	3	3	3	3	4	4	4	5	5	6	6	6



Match W06

Start List

GER vs BRA

Referee Tanja SIMADER (AUT)

GER - Germany

No.	Name	Date of Birth
1	SCHRODER Theresa	31 AUG 1995
2	SEITZ Hinrike	23 DEC 1991
3	PFROMMER Sonja	19 FEB 1990
4	VON LOH Luca	27 OCT 2000
5	Helle GROSSMANN	26 SEP 2001
6	HOLLMANN Ida	20 SEP 2000
7	SCHRODER Svenja	14 NOV 1999
8	GRZYWATZ Michaela	16 MAR 1994
9	ALDINGER Anna-Lisa	31 MAY 1991
10	SHELL Henriette	2 SEP 1998

Coach Eva KRAMER

GER Played		
PR	NZL	3 - 0
PR	BRA	11 JUL


BRA - Brazil

No.	Name	Date of Birth
1	LUCCHIN Isabella	29 AUG 1996
2	KNEBEL Melissa	25 FEB 2002
3	LUCCHIN Giovanna	9 JUL 1999
4	JAQUES Cecilia	15 JAN 2000
5	MELO Angela	31 DEC 1986
6	SCHNEIDER Tatiane	27 JUN 1987
7	SINHORI Rejane	26 SEP 1985
8	SUFFERT Bianca	16 AUG 2002
9	HUASKA Cristiane	1 OCT 1991
10	SUFFERT Sabine	5 JAN 1998

Coach Carlos Alberto VENEROSO

BRA Played		
PR	NZL	3 - 0
PR	GER	11 JUL

Legend:	(C) Captain	No. Number	PR Preliminary Round
---------	-------------	------------	----------------------

Timing and Results provided by 





Match W06

Results

Germany (GER) 1 - 3 Brazil (BRA)

Referee T SIMADER (AUT)

Match Summary

		Result	Set 1	Set 2	Set 3	Set 4
Germany	GER	1	12	9	7	9
Brazil	BRA	3	10	11	11	11
Duration		59	14	14	13	14

Game Progress

1	(GER)	0	0	0	0	1	2	2	2	3	3	4	5	6	6	7	7	8	9	10	10	10	11	12
	(BRA)	0	1	2	3	3	3	4	5	5	6	6	6	6	7	7	8	8	8	8	9	10	10	10
2	(GER)	0	0	1	2	3	3	3	4	4	4	5	5	6	6	6	7	8	8	9	9	9	9	9
	(BRA)	0	1	1	1	1	2	3	3	4	5	5	6	6	7	8	8	8	9	9	10	10	11	11
3	(GER)	0	0	1	2	2	2	3	3	3	4	5	5	6	6	6	6	6	7	7	7	7	7	7
	(BRA)	0	1	1	1	2	3	3	4	5	5	5	6	6	7	8	9	10	10	10	11	11	11	11
4	(GER)	0	0	1	2	2	2	3	3	3	4	4	5	5	6	6	7	7	8	8	9	9	9	9
	(BRA)	0	1	1	1	2	3	3	4	5	5	6	6	7	7	8	8	9	9	10	10	10	11	11



Match W01

Start List

SUI vs USA

Referee Lina HASENJAGER (GER)

SUI - Switzerland

No.	Name	Date of Birth
1	EGOLF Noemi	16 OCT 2000
3	SCHLATTINGER Mirjam	21 DEC 1999
4	BUCHER Jamie	15 JAN 1998
5	LANG Adela	29 JUN 2004
6	MATTLE Sarina	3 APR 1996
7	BOGNAR Tanja	20 APR 1998
8	SCHENKER Seraina	28 JAN 1999
9	FRISCHKNECHT Fabienne	27 JAN 1996
10	HESS Rahel	16 FEB 1996
11	PETERHANS Sara	1 MAR 2000

Coach Anton LASSER

SUI Played		
PR	USA	10 JUL
PR	AUT	11 JUL


USA - United States of America

No.	Name	Date of Birth
1	STANTON Amanda	11 AUG 2003
2	STERN Lindsey	29 SEP 1991
3	CONNELLY Christine	23 MAY 2000
4	DOLLASE Emma	7 FEB 2001
5	VAUGHAN Allison	11 JUL 1990
6	RAUH Amber	30 JUL 1996
7	FRAZER Brittany	6 MAY 1992
8	SMITH Angela	8 AUG 1982
9	MCGINN Ashley	9 MAR 1997
10	OGIN Katherine	26 AUG 1990


Coach Denis NICOLADELI (BRA)

USA Played		
PR	SUI	10 JUL
PR	AUT	10 JUL

Legend:	(C) Captain	No. Number	PR Preliminary Round
---------	-------------	------------	----------------------

Timing and Results provided by 





Match W01

Results

Switzerland (SUI) 3 - 0 United States of America (USA)

Assistant Referees /

Match Summary

		Result	Set 1	Set 2	Set 3
Switzerland	SUI	3	11	11	11
United States of America	USA	0	2	5	2
	Duration	31	9	11	9

Game Progress

1	(SUI)	0	1	2	3	4	5	6	6	7	8	9	10	10	11			
	(USA)	0	0	0	0	0	0	0	1	1	1	1	1	2	2			
2	(SUI)	0	1	1	2	2	3	3	4	5	6	7	7	8	8	9	10	11
	(USA)	0	0	1	1	2	2	3	3	3	3	3	4	4	5	5	5	5
3	(SUI)	0	0	1	2	3	4	5	6	7	8	9	10	10	11			
	(USA)	0	1	1	1	1	1	1	1	1	1	1	1	2	2			



Match W03

Start List

AUT vs USA

Referee Lina HASENJAGER (GER)

AUT - Austria

No.	Name	Date of Birth
2	HIESLMAIR Verena	15 APR 1996
3	LUGERBAUER Ines	20 SEP 1996
5	KEMPINGER-KREIL Karin (C)	16 NOV 1991
6	EIDENHAMMER Theresa	21 JAN 1998
7	PICHLER Teresa	19 APR 1991
8	WOITSCH Antonia	30 OCT 1999
9	LACKINGER Katharina	18 OCT 1995
10	HIESLMAIR Marlene	15 APR 1996
11	GRULL Anna	15 MAR 1997
12	ENGLEDER Emilia	28 JUL 2000

Coach Michael Christian REISENBERGER

AUT Played		
PR	USA	10 JUL
PR	SUI	11 JUL


USA - United States of America

No.	Name	Date of Birth
1	STANTON Amanda	11 AUG 2003
2	STERN Lindsey	29 SEP 1991
3	CONNELLY Christine	23 MAY 2000
4	DOLLASE Emma	7 FEB 2001
5	VAUGHAN Allison	11 JUL 1990
6	RAUH Amber	30 JUL 1996
7	FRAZER Brittany	6 MAY 1992
8	SMITH Angela	8 AUG 1982
9	MCGINN Ashley	9 MAR 1997
10	OGIN Katherine	26 AUG 1990

Coach Denis NICOLADELI (BRA)

USA Played		
PR	SUI	10 JUL
PR	AUT	10 JUL

Legend:	(C) Captain	No. Number	PR Preliminary Round
---------	-------------	------------	----------------------

Timing and Results provided by  TISSOT



Match W03

Results


Austria (AUT) 3 - 0 United States of America (USA)

Referee L HASENJAGER (GER)
Assistant Referees /

Match Summary		Result	Set 1	Set 2	Set 3
Austria	AUT	3	11	11	11
United States of America	USA	0	5	4	8
Duration		35	11	11	13

Game Progress

1	(AUT)	0	0	1	2	3	4	4	5	6	6	7	8	8	9	9	10	11			
	(USA)	0	1	1	1	1	1	2	2	2	3	3	3	4	4	5	5	5			
2	(AUT)	0	1	1	2	3	4	4	4	5	6	7	8	9	9	10	11				
	(USA)	0	0	1	1	1	1	2	3	3	3	3	3	3	4	4	4	4			
3	(AUT)	0	1	1	1	2	3	4	5	6	6	7	7	8	9	10	10	10	11		
	(USA)	0	0	1	2	2	2	2	2	2	3	3	4	4	4	4	5	6	7	8	8



Match W05

Start List

SUI vs AUT

Referee Lina HASENJAGER (GER)

SUI - Switzerland

No.	Name	Date of Birth
1	EGOLF Noemi	16 OCT 2000
3	SCHLATTINGER Mirjam	21 DEC 1999
4	BUCHER Jamie	15 JAN 1998
5	LANG Adela	29 JUN 2004
6	MATTLE Sarina	3 APR 1996
7	BOGNAR Tanja	20 APR 1998
8	SCHENKER Seraina	28 JAN 1999
9	FRISCHKNECHT Fabienne	27 JAN 1996
10	HESS Rahel	16 FEB 1996
11	PETERHANS Sara	1 MAR 2000

Cocher Anton LASSER

SUI Played		
PR	USA	3 - 0
PR	AUT	11 JUL


AUT - Austria

No.	Name	Date of Birth
2	HIESLMAIR Verena	15 APR 1996
3	LUGERBAUER Ines	20 SEP 1996
5	KEMPINGER-KREIL Karin (C)	16 NOV 1991
6	EIDENHAMMER Theresa	21 JAN 1998
7	PICHLER Teresa	19 APR 1991
8	WOITSCH Antonia	30 OCT 1999
9	LACKINGER Katharina	18 OCT 1995
10	HIESLMAIR Marlene	15 APR 1996
11	GRULL Anna	15 MAR 1997
12	ENGLEDER Emilia	28 JUL 2000

Cocher Michael Christian REISENBERGER

AUT Played		
PR	USA	3 - 0
PR	SUI	11 JUL

Legend:	(C) Captain	No. Number	PR Preliminary Round
---------	-------------	------------	----------------------

Timing and Results provided by 



Match W05

Results

Switzerland (SUI) 1 - 3 Austria (AUT)

Referee L HASENJAGER (GER)

Match Summary		Result	Set 1	Set 2	Set 3	Set 4
Switzerland	SUI	1	9	8	14	9
Austria	AUT	3	11	11	12	11
Duration		78	15	17	23	18

Game Progress

1	(SUI)	0	0	0	0	1	2	2	3	3	4	5	5	6	6	7	7	7	8	8	9	9						
	(AUT)	0	1	2	3	3	3	4	4	5	5	5	6	6	7	7	8	9	9	10	10	11						
2	(SUI)	0	0	0	0	0	1	1	1	2	2	3	4	4	4	5	6	7	8	8	8							
	(AUT)	0	1	2	3	4	4	5	6	6	7	7	7	8	9	9	9	9	9	10	11							
3	(SUI)	0	1	1	2	3	3	3	3	3	3	4	5	6	6	7	7	8	8	9	9	10	10	11	11	12	13	14
	(AUT)	0	0	1	1	1	2	3	4	5	6	6	6	6	7	7	8	8	9	9	10	10	11	11	12	12	12	12
4	(SUI)	0	1	2	3	3	3	3	4	4	4	5	5	6	7	7	7	8	9	9	9	9						
	(AUT)	0	0	0	0	1	2	3	3	4	5	5	6	6	6	7	8	8	8	9	10	11						

RESULTS BOOK



Flag Football





18	Flag Football	1500
18.1	Table of Contents	1501
18.2	Competition Schedule	1507
18.3	Medallists by Event	1509
18.4	Medal Standings	1511
18.5	Men's	1512
18.5.1	Team Roster	1513
18.5.1.1	Team Roster - AUT	1513
18.5.1.2	Team Roster - DEN	1514
18.5.1.3	Team Roster - FRA	1515
18.5.1.4	Team Roster - GER	1516
18.5.1.5	Team Roster - ITA	1517
18.5.1.6	Team Roster - MEX	1518
18.5.1.7	Team Roster - PAN	1519
18.5.1.8	Team Roster - USA	1520
18.5.2	Tournament Summary	1521
18.5.3	Medallists (Team)	1523
18.5.4	Finals	1524
18.5.4.1	5th Place Game #M22	1524
18.5.4.1.1	Start List PAN - FRA	1524
18.5.4.1.2	Results PAN - FRA	1525
18.5.4.2	Bronze Medal Game #M23	1529
18.5.4.2.1	Start List AUT - MEX	1529
18.5.4.2.2	Results AUT - MEX	1530
18.5.4.3	Gold Medal Game #M24	1535
18.5.4.3.1	Start List USA - ITA	1535
18.5.4.3.2	Results USA - ITA	1536
18.5.5	Semifinals	1541
18.5.5.1	Game #M19	1541
18.5.5.1.1	Start List USA - AUT	1541
18.5.5.1.2	Results USA - AUT	1542
18.5.5.2	Game #M20	1547
18.5.5.2.1	Start List MEX - ITA	1547
18.5.5.2.2	Results MEX - ITA	1548
18.5.6	Consolation Semifinals 5-8	1552
18.5.6.1	Game #M18	1552
18.5.6.1.1	Start List DEN - FRA	1552

18.5.6.1.2	Results DEN - FRA	1553
18.5.7	Quarterfinals	1557
18.5.7.1	Game #M14	1557
18.5.7.1.1	Start List DEN - MEX	1557
18.5.7.1.2	Results DEN - MEX	1558
18.5.7.2	Game #M16	1562
18.5.7.2.1	Start List AUT - PAN	1562
18.5.7.2.2	Results AUT - PAN	1563
18.5.7.3	Game #M15	1567
18.5.7.3.1	Start List ITA - FRA	1567
18.5.7.3.2	Results ITA - FRA	1568
18.5.8	Preliminary Round - Group B	1572
18.5.8.1	Game #M03	1572
18.5.8.1.1	Start List USA - FRA	1572
18.5.8.1.2	Results USA - FRA	1573
18.5.8.2	Game #M04	1578
18.5.8.2.1	Start List PAN - DEN	1578
18.5.8.2.2	Results PAN - DEN	1579
18.5.8.3	Game #M07	1583
18.5.8.3.1	Start List USA - PAN	1583
18.5.8.3.2	Results USA - PAN	1584
18.5.8.4	Game #M08	1587
18.5.8.4.1	Start List FRA - DEN	1587
18.5.8.4.2	Results FRA - DEN	1588
18.5.8.5	Game #M11	1591
18.5.8.5.1	Start List DEN - USA	1591
18.5.8.5.2	Results DEN - USA	1592
18.5.8.6	Game #M12	1594
18.5.8.6.1	Start List FRA - PAN	1594
18.5.8.6.2	Results FRA - PAN	1595
18.5.9	Preliminary Round - Group A	1598
18.5.9.1	Game #M01	1598
18.5.9.1.1	Start List MEX - AUT	1598
18.5.9.1.2	Results MEX - AUT	1599
18.5.9.2	Game #M02	1603
18.5.9.2.1	Start List ITA - GER	1603
18.5.9.2.2	Results ITA - GER	1604
18.5.9.3	Game #M05	1609
18.5.9.3.1	Start List AUT - GER	1609
18.5.9.3.2	Results AUT - GER	1610
18.5.9.4	Game #M06	1614
18.5.9.4.1	Start List MEX - ITA	1614
18.5.9.4.2	Results MEX - ITA	1615
18.5.9.5	Game #M09	1620

18.5.9.5.1	Start List MEX - GER	1620
18.5.9.5.2	Results MEX - GER	1621
18.5.9.6	Game #M10	1624
18.5.9.6.1	Start List AUT - ITA	1624
18.5.9.6.2	Results AUT - ITA	1625
18.6	Women's	1628
18.6.1	Team Roster	1629
18.6.1.1	Team Roster - AUT	1629
18.6.1.2	Team Roster - BRA	1630
18.6.1.3	Team Roster - FRA	1631
18.6.1.4	Team Roster - ITA	1632
18.6.1.5	Team Roster - JPN	1633
18.6.1.6	Team Roster - MEX	1634
18.6.1.7	Team Roster - PAN	1635
18.6.1.8	Team Roster - USA	1636
18.6.2	Tournament Summary	1637
18.6.3	Medallists (Team)	1639
18.6.4	Finals	1640
18.6.4.1	7th Place Game #W21	1640
18.6.4.1.1	Start List FRA - BRA	1640
18.6.4.1.2	Results FRA - BRA	1641
18.6.4.2	5th Place Game #W22	1646
18.6.4.2.1	Start List ITA - JPN	1646
18.6.4.2.2	Results ITA - JPN	1647
18.6.4.3	Bronze Medal Game #W23	1651
18.6.4.3.1	Start List PAN - AUT	1651
18.6.4.3.2	Results PAN - AUT	1652
18.6.4.4	Gold Medal Game #W24	1656
18.6.4.4.1	Start List MEX - USA	1656
18.6.4.4.2	Results MEX - USA	1657
18.6.5	Semifinals	1661
18.6.5.1	Game #W19	1661
18.6.5.1.1	Start List MEX - PAN	1661
18.6.5.1.2	Results MEX - PAN	1662
18.6.5.2	Game #W20	1666
18.6.5.2.1	Start List AUT - USA	1666
18.6.5.2.2	Results AUT - USA	1667
18.6.6	Consolation Semifinals 5-8	1671
18.6.6.1	Game #W17	1671
18.6.6.1.1	Start List FRA - ITA	1671
18.6.6.1.2	Results FRA - ITA	1672
18.6.6.2	Game #W18	1676
18.6.6.2.1	Start List JPN - BRA	1676
18.6.6.2.2	Results JPN - BRA	1677

18.6.7	Quarterfinals	1681
18.6.7.1	Game #W13	1681
18.6.7.1.1	Start List MEX - FRA	1681
18.6.7.1.2	Results MEX - FRA	1682
18.6.7.2	Game #W14	1686
18.6.7.2.1	Start List JPN - AUT	1686
18.6.7.2.2	Results JPN - AUT	1687
18.6.7.3	Game #W16	1691
18.6.7.3.1	Start List PAN - ITA	1691
18.6.7.3.2	Results PAN - ITA	1692
18.6.7.4	Game #W15	1697
18.6.7.4.1	Start List USA - BRA	1697
18.6.7.4.2	Results USA - BRA	1698
18.6.8	Preliminary Round - Group B	1702
18.6.8.1	Game #W03	1702
18.6.8.1.1	Start List MEX - JPN	1702
18.6.8.1.2	Results MEX - JPN	1703
18.6.8.2	Game #W04	1707
18.6.8.2.1	Start List BRA - ITA	1707
18.6.8.2.2	Results BRA - ITA	1708
18.6.8.3	Game #W07	1712
18.6.8.3.1	Start List MEX - BRA	1712
18.6.8.3.2	Results MEX - BRA	1713
18.6.8.4	Game #W08	1718
18.6.8.4.1	Start List JPN - ITA	1718
18.6.8.4.2	Results JPN - ITA	1719
18.6.8.5	Game #W11	1724
18.6.8.5.1	Start List MEX - ITA	1724
18.6.8.5.2	Results MEX - ITA	1725
18.6.8.6	Game #W12	1730
18.6.8.6.1	Start List JPN - BRA	1730
18.6.8.6.2	Results JPN - BRA	1731
18.6.9	Preliminary Round - Group A	1735
18.6.9.1	Game #W01	1735
18.6.9.1.1	Start List USA - PAN	1735
18.6.9.1.2	Results USA - PAN	1736
18.6.9.2	Game #W02	1740
18.6.9.2.1	Start List AUT - FRA	1740
18.6.9.2.2	Results AUT - FRA	1741
18.6.9.3	Game #W05	1745
18.6.9.3.1	Start List AUT - USA	1745
18.6.9.3.2	Results AUT - USA	1746
18.6.9.4	Game #W06	1750
18.6.9.4.1	Start List PAN - FRA	1750

RESULTS BOOK
TABLE OF CONTENTS


18.6.9.4.2	Results PAN - FRA	1751
18.6.9.5	Game #W09	1755
18.6.9.5.1	Start List USA - FRA	1755
18.6.9.5.2	Results USA - FRA	1756
18.6.9.6	Game #W10	1760
18.6.9.6.1	Start List PAN - AUT	1760
18.6.9.6.2	Results PAN - AUT	1761



Competition Schedule

As of TUE 12 JUL 2022

Date	Start Time	Field No.	Teams	Gender	Phase	Match No.	
SUN 10 JUL	15:00	Field 2	MEX vs AUT	Men	Preliminary Round - Group A	1	
	15:00	Field 1	USA vs PAN	Women	Preliminary Round - Group A	1	
	16:00	Field 2	ITA vs GER	Men	Preliminary Round - Group A	2	
	16:00	Field 1	AUT vs FRA	Women	Preliminary Round - Group A	2	
	17:00	Field 2	USA vs FRA	Men	Preliminary Round - Group B	3	
	17:00	Field 1	MEX vs JPN	Women	Preliminary Round - Group B	3	
	18:00	Field 2	PAN vs DEN	Men	Preliminary Round - Group B	4	
	18:00	Field 1	BRA vs ITA	Women	Preliminary Round - Group B	4	
	19:00	Field 2	AUT vs GER	Men	Preliminary Round - Group A	5	
	19:00	Field 1	AUT vs USA	Women	Preliminary Round - Group A	5	
	20:00	Field 2	MEX vs ITA	Men	Preliminary Round - Group A	6	
	20:00	Field 1	PAN vs FRA	Women	Preliminary Round - Group A	6	
	MON 11 JUL	15:00	Field 1	USA vs PAN	Men	Preliminary Round - Group B	7
		15:00	Field 2	MEX vs BRA	Women	Preliminary Round - Group B	7
		16:00	Field 1	FRA vs DEN	Men	Preliminary Round - Group B	8
		16:00	Field 2	JPN vs ITA	Women	Preliminary Round - Group B	8
		17:00	Field 1	MEX vs GER	Men	Preliminary Round - Group A	9
		17:00	Field 2	USA vs FRA	Women	Preliminary Round - Group A	9
18:00		Field 1	AUT vs ITA	Men	Preliminary Round - Group A	10	
18:00		Field 2	PAN vs AUT	Women	Preliminary Round - Group A	10	
19:00		Field 1	DEN vs USA	Men	Preliminary Round - Group B	11	
19:00		Field 2	MEX vs ITA	Women	Preliminary Round - Group B	11	
20:00		Field 1	FRA vs PAN	Men	Preliminary Round - Group B	12	
20:00		Field 2	JPN vs BRA	Women	Preliminary Round - Group B	12	
TUE 12 JUL	15:00	Field 1	MEX vs FRA	Women	Quarterfinal	13	
	15:00	Field 2	JPN vs AUT	Women	Quarterfinal	14	
	16:00	Field 1	USA vs BRA	Women	Quarterfinal	15	
	16:00	Field 2	PAN vs ITA	Women	Quarterfinal	16	
	17:00	Field 1	DEN vs MEX	Men	Quarterfinal	14	
	18:00	Field 1	ITA vs FRA	Men	Quarterfinal	15	
	18:00	Field 2	AUT vs PAN	Men	Quarterfinal	16	
	19:00	Field 1	FRA vs ITA	Women	Consolation Semifinal 5-8	17	
	19:00	Field 2	JPN vs BRA	Women	Consolation Semifinal 5-8	18	
	20:00	Field 1	DEN vs FRA	Men	Consolation Semifinal 5-8	18	
	WED 13 JUL	15:00	Field 1	Loser #17 vs DEN	Men	7th Place Game	21
		15:00	Field 2	PAN vs FRA	Men	5th Place Game	22
16:00		Field 2	FRA vs BRA	Women	7th Place Game	21	
16:00		Field 1	ITA vs JPN	Women	5th Place Game	22	
17:10		Field 1	USA vs AUT	Men	Semifinal	19	
18:10		Field 2	MEX vs PAN	Women	Semifinal	19	
19:10		Field 1	MEX vs ITA	Men	Semifinal	20	
20:10		Field 1	AUT vs USA	Women	Semifinal	20	

Timing and Results provided by  TISSOT






Competition Schedule

As of TUE 12 JUL 2022

Date	Start Time	Field No.	Teams	Gender	Phase	Match No.
THU 14 JUL	17:10	Field 1	Loser #21 vs Loser #22	Men	Bronze Medal Game	23
	18:10	Field 1	Loser #21 vs Loser #22	Women	Bronze Medal Game	23
	19:10	Field 1	Winner #21 vs Winner #22	Men	Gold Medal Game	24
	20:10	Field 1	Winner #21 vs Winner #22	Women	Gold Medal Game	24

Note:
Schedule subject to change. Please check WebResults for any updates made during the day.

Legend:
No. Number

Timing and Results provided by  TISSOT






Medallists by Event

As of THU 14 JUL 2022 At 21:27

Event	Date	Medal	Name	Country Code
Men	THU 14 JUL	GOLD	1 MAPP Bruce 2 REMBERT Johnny 3 OQUENDO Jordan 4 DAVIS Laval 5 Dezmin LEWIS 7 DOUCETTE Darrell 11 BROWN Aamir 14 Ladderick SMITH 15 SOLOMON Frankie 21 CALHOUN James 22 PRICE David 24 BRYAN Geoffrey	USA
		SILVER	1 ZAHRADKA Luke 2 SIMONE Mark Andrew 3 FRAZZETTO Gerardo 7 GALANTE Matteo 13 GERBINO Jared Lee 17 SECK Tamsir 19 SANTAGOSTINO Gianluca 21 SCAPERROTTA Lorenzo 23 DELLA VECCHIA Giuseppe 26 PETRILLI Riccardo 36 PICCINNI Flavio 88 MOZZANICA Matteo	ITA
		BRONZE	1 BALDERRAMOS Victor 2 Bruno ESPINOZA 6 ESPINOZA Carlos 7 SALAZAR Said 8 RAMIREZ David 10 ESQUER Alejandro 14 OLIVERA Jorge 16 OLVERA Carlos 18 Cosme HERNANDEZ 19 VILLALOBOS Guillermo 21 Ivan Roberto MENDEZ 26 OLIVO Joshua	MEX

Timing and Results provided by  TISSOT

USF-----_C93 1

Report Created THU 14 JUL 2022 21:27

Page 1 / 2






Medallists by Event

As of THU 14 JUL 2022 At 21:27

Event	Date	Medal	Name	Country Code
Women	THU 14 JUL	GOLD	1 SILVA Sheilla	MEX
			3 CONTRERAS Silvia	
			4 RANGEL Monica	
			10 REYES Pamela	
			12 LANDA Rebeca	
			15 ROJANO Ana Valeria	
			17 RAMIREZ Ingrid	
			24 DELGADILLO Andrea	
			33 FLORES Diana	
82 LORA Arianna				
85 Indra MONTES				
88 RIOS Xiomara				
Women	THU 14 JUL	SILVER	1 OVERSTREET Joann	USA
			2 GEARHART Mariah	
			4 KROUCH Vanita	
			6 COMICE Sheneika	
			8 BIBBS Nadia	
			12 WHISONANT Ashley	
			13 AUTRY Deliah	
			14 Mary Kate BULA	
			15 PATE Ayanna	
			16 ROQUE Michelle	
			27 WINTER Crystal	
			69 DANIELS Crystal	
Women	THU 14 JUL	BRONZE	1 HERNANDEZ Arlen	PAN
			3 DEL CID Leslie	
			5 CASTRO Orlanda	
			6 GALLIMORE Maria de Lourdes	
			8 DOS SANTOS Tatiana	
			17 RODRIGUEZ Ayin	
			19 SANTOS Thaymiluz	
			22 CASTILLERO Valerie	
			27 RODRIGUEZ Maria	
			43 CASTILLO Andrea	
			44 DE LEON Ana Paula	
70 EVANS Angela				

Timing and Results provided by  TISSOT

USF-----_C93 1

Report Created THU 14 JUL 2022 21:27

Page 2 / 2






Medal Standings

As of THU 14 JUL 2022 At 21:39

Rank	Country	Men				Women				Total				Rank by Total
		G	S	B	Tot.	G	S	B	Tot.	G	S	B	Tot.	
1	USA - United States of America	1			1				1	1			2	=1
2	MEX - Mexico			1	1	1			1	1		1	2	=1
3	ITA - Italy		1		1						1		1	=3
4	PAN - Panama							1	1			1	1	=3
Total:		1	1	1	3	1	1	1	3	2	2	2	6	

Legend:
 = Equal sign indicates that two or more countries share the same rank by total
 B Bronze G Gold S Silver Tot Total

Timing and Results provided by  TISSOT





Flag Football

Men's





Team Roster

As of SUN 10 JUL 2022


AUT - Austria

Shirt No.	Name	Playing Position	Age	Height m / ft in	Weight kg / lbs	Club
1	Philip HARTMANN	Defense	29			
2	KINDL Daniel	Defense	28			
3	WOLF Benedikt	Defense	27			
7	HILLEBRAND Maximilian	Defense	28			
8	KARL Michael	Defense	31			
9	WASSHUBER Felix	Offense	29			
10	MAROLT Sebastian	Offense	31			
11	PRANDL Johannes	Offense	22			
13	STUR Martin	Offense	23			
20	BRAUER Gregor	Offense	26			
37	HOCHLEITNER Daniel	Offense	29			
84	WOLF Sebastian	Defense	29			
Team Average:			27.7	0'0"		

Uniform colours	Shirt	Shorts
1st	red	black
2nd	white	black

Head Coach	HAZDRA Florian
Assistant Coach	SALAMON Michael
Assistant Coach	LANG Benjamin
Team Staff	Thomas PACKARD

Legend:	
(C)	Captain No. Number

Timing and Results provided by  TISSOT

USFMTEAM5-----_C33_MAUT 4

Report Created SUN 10 JUL 2022 15:01

Page 1 / 1





Team Roster

As of SUN 10 JUL 2022


DEN - Denmark

Shirt No.	Name	Playing Position	Age	Height m / ft in	Weight kg / lbs	Club
1	MANDORF Jon Barnekow	Offense	33			
3	BROGE-STARCK Oscar Omo	Offense	21			
6	URTH Magnus	Offense	20			
7	ERMLER Frederik Lochte	Offense	31			
12	CIMADON Alexander	Offense	35			
14	ESBENSEN Mads	Offense	25			
23	JOHANSEN Niklas Dyrby	Offense	31			
24	NORUP Rasmus Thykaer	Offense	36			
28	GUFLER Emil Hertz	Offense	28			
81	HANSEN Jonas Bo	Offense	34			
87	HOLMSTRUP Kristoffer	Offense	32			
89	BRANDT Rasmus	Offense	28			
Team Average:			29.5	0'0"		

Uniform colours	Shirt	Shorts
1st	red	red
2nd	white	white

Head Coach	Vincent MACHI (USA)
Head Coach	LINDEN Kasper Emil
Team Staff	CARLSEN Lars

Legend:	No.	Number
(C)	Captain	

Timing and Results provided by 

USFMTEAM5-----_C33_MDEN 1

Report Created SUN 10 JUL 2022 13:25

Page 1 / 1





Team Roster

As of SUN 10 JUL 2022


FRA - France

Shirt No.	Name	Playing Position	Age	Height m / ft in	Weight kg / lbs	Club
1	LAROSE Florian	Offense	23			
6	ROSALIE Ralph	Offense	25			
7	VASCONCELOS Corentin	Offense	27			
8	Mathieu DAYRES	Offense	35			
9	BREMOND Francois	Offense	26			
11	THOUARY Camille	Offense	25			
13	SABATINO Damien	Offense	29			
17	FORTES Stephane	Offense	28			
19	HARRISON Scott	Offense	24			
20	LEMOINE Vincent	Offense	30			
21	SAID Wadjih	Offense	26			
24	DARMANA Adrien	Offense	30			
Team Average:			27.3	0'0"		

Uniform colours	Shirt	Shorts
1st	blue	blue
2nd	white	white

Head Coach	RIQUIN Anthony
Assistant Coach	AZE David
Team Staff	ULLRICH Jonas Aaron (GER)
Team Staff	Vincent EYGUN
Team Staff	Mohamad KUTNEH

Legend:	
(C)	Captain No. Number

Timing and Results provided by 





Team Roster

As of SUN 10 JUL 2022


GER - Germany

Shirt No.	Name	Playing Position	Age	Height m / ft in	Weight kg / lbs	Club
1	Jerome SAXON	Offense	35			
2	JUST Nils	Offense	25			
4	KLEIN Philipp	Offense	23			
6	PIETSCH Jan	Offense	26			
7	Timo STRASSBURGER	Offense	20			
8	HACHMANN Nils	Offense	27			
9	SINGER Kai	Offense	27			
14	BRAUNSDORF Oliver	Offense	30			
21	ACHENBACH Fabian	Offense	27			
23	KLEVER Benjamin	Offense	32			
25	Michael BELL	Offense	32			
91	KRAMER Heiko	Offense	31			
Team Average:			27.9	0'0"		

Uniform colours	Shirt	Shorts
1st	black	black
2nd	white	white

Head Coach	BASTERT Hauke
Head Coach	DIETEL Conrad
Assistant Coach	HAUPERT Alexander

Legend:
(C) Captain No. Number

Timing and Results provided by  TISSOT

USFMTEAM5-----_C33_MGER 1

Report Created SUN 10 JUL 2022 13:25

Page 1 / 1





Team Roster

As of SUN 10 JUL 2022


ITA - Italy

Shirt No.	Name	Playing Position	Age	Height m / ft in	Weight kg / lbs	Club
1	ZAHRADKA Luke	Offense	31			
2	SIMONE Mark Andrew	Offense	35			
3	FRAZZETTO Gerardo	Offense	30			
7	GALANTE Matteo	Offense	32			
13	GERBINO Jared Lee	Offense	24			
17	SECK Tamsir	Offense	26			
19	SANTAGOSTINO Gianluca	Offense	28			
21	SCAPERROTTA Lorenzo	Offense	30			
23	DELLA VECCHIA Giuseppe	Offense	27			
26	PETRILLI Riccardo	Offense	25			
36	PICCINNI Flavio	Offense	34			
88	MOZZANICA Matteo	Offense	21			
Team Average:			28.6	0'0"		

Uniform colours	Shirt	Shorts
1st	blue	blue
2nd	white	white

Head Coach	GERBALDI Giorgio
Assistant Coach	STRANO Giuseppe
Assistant Coach	LEONARDI Enrico
Team Staff	Marcello MANOCCHIO

Legend:
(C) Captain No. Number

Timing and Results provided by  TISSOT





Team Roster

As of WED 13 JUL 2022

MEX - Mexico

Shirt No.	Name	Playing Position	Age	Height m / ft in	Weight kg / lbs	Club
1	BALDERRAMOS Victor	Offense	23			
2	Bruno ESPINOZA	Offense	22			
6	ESPINOZA Carlos	Defense	29			
7	SALAZAR Said	Offense	30			
8	RAMIREZ David	Defense	22			
10	ESQUER Alejandro	Defense	25			
14	OLIVERA Jorge	Offense	27			
16	OLVERA Carlos	Offense	29			
18	Cosme HERNANDEZ	Offense				
19	VILLALOBOS Guillermo	Offense	30			
21	Ivan Roberto MENDEZ	Defense	29			
26	OLIVO Joshua	Defense	31			
Team Average:			27.0	0'0"		

Uniform colours	Shirt	Shorts
1st	green	black
2nd	white	white

Head Coach	ALFARO Fernando
Assistant Coach	HUERTA Maria Eugenia
Assistant Coach	ROMERO Rodrigo

Legend:
(C) Captain No. Number

Timing and Results provided by  TISSOT

USFMTEAM5-----_C33_MMEX 4

Report Created WED 13 JUL 2022 13:44

Page 1 / 1





Team Roster

As of SUN 10 JUL 2022


PAN - Panama

Shirt No.	Name	Playing Position	Age	Height m / ft in	Weight kg / lbs	Club
1	ROGERS Jofiel	Offense	25			
2	ALLEN Dennis	Offense	29			
3	Joshua SCOTT	Offense	19			
5	ROUX Adrian	Offense	21			
7	AVILA Jorge Luis	Offense	24			
9	Alberto GARCIA de PAREDES	Offense	26			
13	QUIJANO Ricardo Jesus	Offense	25			
16	ROUX Alvaro	Offense	26			
25	MEXIL Jose	Offense	26			
29	JAEN Jayson	Offense	21			
82	AGUILERA Cesar	Offense	31			
88	PREPVILLE Hugo	Offense	32			
Team Average:			25.4	0'0"		

Uniform colours	Shirt	Shorts
1st	red	black
2nd	blue	black

Head Coach	MORTAZAVI Saaid (USA)
Assistant Coach	JAIME Carlos (USA)
Assistant Coach	Jose LASSO

Legend:	No.	Number
(C)	Captain	

Timing and Results provided by 

USFMTEAM5-----_C33_MPAN 1

Report Created SUN 10 JUL 2022 13:25

Page 1 / 1





Team Roster

As of SUN 10 JUL 2022


USA - United States of America

Shirt No.	Name	Playing Position	Age	Height m / ft in	Weight kg / lbs	Club
1	MAPP Bruce	Offense	28			
2	REMBERT Johnny	Offense	26			
3	OQUENDO Jordan	Defense	29			
4	DAVIS Laval	Offense	29			
5	Dezmin LEWIS	Offense	29			
7	DOUCETTE Darrell	Offense	33			
11	BROWN Aamir	Defense	24			
14	Ladderick SMITH	Offense	25			
15	SOLOMON Frankie	Defense	34			
21	CALHOUN James	Defense	33			
22	PRICE David	Offense	30			
24	BRYAN Geoffrey	Defense	34			
Team Average:			29.5	0'0"		

Uniform colours	Shirt	Shorts
1st	red	black
2nd	white	white

Head Coach	CASCUDO Jorge
Assistant Coach	ALLEY Pat
Team Staff	Matt DOWNNING
Team Staff	Charles TORWUDZO
Team Staff	David WEIKEL

Legend:	
(C)	Captain No. Number

Timing and Results provided by  TISSOT

USFMTEAM5-----_C33_MUSA 2

Report Created SUN 10 JUL 2022 13:57

Page 1 / 1





Tournament Summary

As of THU 14 JUL 2022

POOL A

Rank	Team	MP	W	D	L	PF	PA	PDiff
1	ITA	3	3	0	0	95	82	13
2	AUT	3	2	0	1	84	81	3
3	MEX	3	1	0	2	78	72	6
4	GER	3	0	0	3	68	90	-22

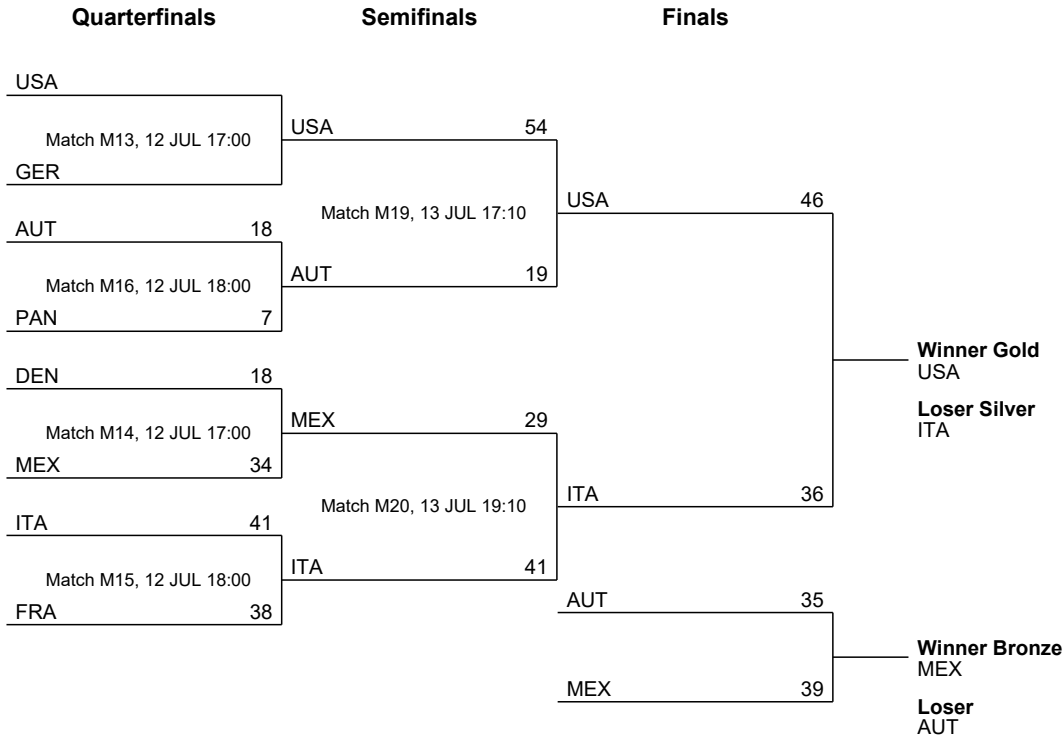
Team	ITA	AUT	MEX	GER
ITA		34 - 27	33 - 28	28 - 27
AUT	27 - 34		25 - 20	32 - 27
MEX	28 - 33	20 - 25		30 - 14
GER	27 - 28	27 - 32	14 - 30	

POOL B

Rank	Team	MP	W	D	L	PF	PA	PDiff
1	USA	3	3	0	0	105	34	71
2	DEN	3	2	0	1	61	64	-3
3	PAN	3	1	0	2	67	82	-15
4	FRA	3	0	0	3	39	92	-53

Team	USA	DEN	PAN	FRA
USA		32 - 7	35 - 14	38 - 13
DEN	7 - 32		34 - 19	20 - 13
PAN	14 - 35	19 - 34		34 - 13
FRA	13 - 38	13 - 20	13 - 34	

Knock out Round



Final Standings

Medal	Rank	Team
Gold	1	United States
Silver	2	Italy
Bronze	3	Mexico
	4	Austria
	5	Panama
	6	France
	7	Denmark



Tournament Summary

As of THU 14 JUL 2022

Consolation Round 5-8


Loser #13

Match M17, 12 JUL 20:00	PAN	25	Winner PAN
PAN			
Match M18, 12 JUL 20:00	DEN	34	Loser FRA
FRA	40		

Loser #17

Match M21, 13 JUL 15:00			Winner
DEN			Loser

Legend:					
D Draw	L Loss	MP Matches Played	PA Points Against		
PDiff Points Difference	PF Points For	W Win			

Timing and Results provided by 





Medallists (Team)

GOLD	SILVER	BRONZE
USA - United States of America 1 MAPP Bruce 2 REMBERT Johnny 3 OQUENDO Jordan 4 DAVIS Laval 5 Dezmin LEWIS 7 DOUCETTE Darrell 11 BROWN Aamir 14 Ladderick SMITH 15 SOLOMON Frankie 21 CALHOUN James 22 PRICE David 24 BRYAN Geoffrey	ITA - Italy 1 ZAHRADKA Luke 2 SIMONE Mark Andrew 3 FRAZZETTO Gerardo 7 GALANTE Matteo 13 GERBINO Jared Lee 17 SECK Tamsir 19 SANTAGOSTINO Gianluca 21 SCAPERROTTA Lorenzo 23 DELLA VECCHIA Giuseppe 26 PETRILLI Riccardo 36 PICCINNI Flavio 88 MOZZANICA Matteo	MEX - Mexico 1 BALDERRAMOS Victor 2 Bruno ESPINOZA 6 ESPINOZA Carlos 7 SALAZAR Said 8 RAMIREZ David 10 ESQUER Alejandro 14 OLIVERA Jorge 16 OLVERA Carlos 18 Cosme HERNANDEZ 19 VILLALOBOS Guillermo 21 Ivan Roberto MENDEZ 26 OLIVO Joshua



Game No: 22 Field 1

Start List

PAN vs FRA

Referee: MALY Filip (CZE)
Down Judge: COURTNEY Orr (USA)
Field Judge: ESPINOSA Uriel (MEX)
Side Judge: SELA Omer (ISR)

PAN - Panama

Offense

No.	Name	Position
1	ROGERS Jofiel	Offense
2	ALLEN Dennis	Offense
3	Joshua SCOTT	Offense
9	Alberto GARCIA de PAREDES	Offense
13	QUIJANO Ricardo Jesus	Offense
16	ROUX Alvaro	Offense
29	JAEN Jayson	Offense

Head Coach MORTAZAVI Saaid (USA)

Defense

Shirt: red Shorts: black

No.	Name	Position
5	ROUX Adrian	Defense
7	AVILA Jorge Luis	Defense
25	MEXIL Jose	Defense
82	AGUILERA Cesar	Defense
88	PREPVILLE Hugo	Defense

FRA - France

Offense

No.	Name	Position
1	LAROSE Florian	Offense
6	ROSALIE Ralph	Offense
8	Mathieu DAYRES	Offense
9	BREMOND Francois	Offense
11	THOUARY Camille	Offense
17	FORTES Stephane	Offense
19	HARRISON Scott	Offense


Head Coach RIQUIN Anthony

Defense

Shirt: white Shorts: white

No.	Name	Position
7	VASCONCELOS Corentin	Defense
13	SABATINO Damien	Defense
20	LEMOINE Vincent	Defense
21	SAID Wadjih	Defense
24	DARMANA Adrien	Defense

Legend: (C) Captain No. Shirt Number

Timing and Results provided by  TISSOT





Game No: 22

Results

PAN 25 - 8 FRA

Referee: MALY Filip (CZE)
Down Judge: COURTNEY Orr (USA)
Field Judge: ESPINOSA Uriel (MEX)
Side Judge: SELA Omer (ISR)

	H1	H2	Total
PAN	12	13	25
FRA	0	8	8

PAN - Panama

No.	Name	Touchdown			PAT (1-Pt)	PAT (2-Pts)	Safety	DEF TD
		Passing	Rushing	Receiving				
1	ROGERS Jofiel							
2	ALLEN Dennis					0 / 1		
3	Joshua SCOTT			1				
5	ROUX Adrian			1				
7	AVILA Jorge Luis							
9	Alberto GARCIA de PAREDES							
13	QUIJANO Ricardo Jesus			2				
16	ROUX Alvaro	3			1 / 2			
25	MEXIL Jose							
29	JAEN Jayson	1			0 / 1			
82	AGUILERA Cesar							
88	PREPVILLE Hugo							
Total:		4		4	1 / 3	0 / 1		

FRA - France


No.	Name	Touchdown			PAT (1-Pt)	PAT (2-Pts)	Safety	DEF TD
		Passing	Rushing	Receiving				
1	LAROSE Florian							
6	ROSALIE Ralph							
7	VASCONCELOS Corentin							
8	Mathieu DAYRES							
9	BREMOND Francois					1 / 1		
11	THOUARY Camille							
13	SABATINO Damien	1						
17	FORTES Stephane							
19	HARRISON Scott			1				
20	LEMOINE Vincent							
21	SAID Wadjih							
24	DARMANA Adrien							
Total:		1		1		1 / 1		



Game No: 22

Results

1st Half					
Time	Team	No.	Name	Action	Score
20:00	FRA	6	ROSALIE R		
20:00	FRA	9	BREMOND F		
20:00	FRA	13	SABATINO D		
20:00	FRA	17	FORTES S		
20:00	FRA	19	HARRISON S		
20:00	PAN	5	ROUX A		
20:00	PAN	7	AVILA JL		
20:00	PAN	25	MEXIL J		
20:00	PAN	82	AGUILERA C		
20:00	PAN	88	PREPVILLE H		
19:33	PAN	5	ROUX A		
19:33	PAN	7	AVILA JL		
19:33	PAN	25	MEXIL J		
19:33	PAN	82	AGUILERA C		
19:33	PAN	88	PREPVILLE H		
19:33	FRA	6	ROSALIE R		
19:33	FRA	9	BREMOND F		
19:33	FRA	13	SABATINO D		
19:33	FRA	17	FORTES S		
18:05	PAN	13	QUIJANO RJ	Receiving Touchdown (pass from JAEN J)	6 - 0
17:42	PAN	13	QUIJANO RJ		
17:38	PAN	29	JAEN J	extra point play from 5yds no good	
17:20	PAN	2	ALLEN D		
17:20	PAN	3	J SCOTT		
17:20	PAN	9	A GARCIA de PAREDE		
17:20	PAN	16	ROUX A		
17:20	PAN	29	JAEN J		
17:20	FRA	1	LAROSE F		
17:20	FRA	20	LEMOINE V		
17:20	FRA	21	SAID W		
17:20	FRA	24	DARMANA A		
15:20	PAN	5	ROUX A		
15:20	PAN	7	AVILA JL		
15:20	PAN	25	MEXIL J		
15:20	PAN	82	AGUILERA C		
15:20	PAN	88	PREPVILLE H		
15:20	FRA	6	ROSALIE R		
15:20	FRA	9	BREMOND F		
15:20	FRA	13	SABATINO D		
15:20	FRA	17	FORTES S		
15:20	FRA	19	HARRISON S		
13:23	PAN	2	ALLEN D		
13:23	PAN	3	J SCOTT		
13:23	PAN	13	QUIJANO RJ		
13:23	PAN	16	ROUX A		
13:23	PAN	29	JAEN J		
13:23	FRA	1	LAROSE F		
13:23	FRA	7	VASCONCELOS C		
13:23	FRA	20	LEMOINE V		
13:23	FRA	21	SAID W		
13:23	FRA	24	DARMANA A		
10:50	FRA	9	BREMOND F		
10:40	PAN	25	MEXIL J		
10:04	PAN	5	ROUX A		
10:04	PAN	7	AVILA JL		
10:04	PAN	82	AGUILERA C		

Timing and Results provided by  TISSOT






Game No: 22

Results

10:04	PAN	88	PREPVILLE H		
10:04	FRA	1	LAROSE F		
10:04	FRA	6	ROSALIE R		
10:04	FRA	13	SABATINO D		
10:04	FRA	19	HARRISON S		
06:47	PAN	13	QUIJANO RJ	Receiving Touchdown (pass from ROUX A)	12 - 0
06:33	PAN	16	ROUX A	extra point play from 5yds no good	
06:00	PAN	2	ALLEN D		
06:00	PAN	3	J SCOTT		
06:00	PAN	9	A GARCIA de PAREDE		
06:00	PAN	13	QUIJANO RJ		
06:00	PAN	16	ROUX A		
06:00	FRA	7	VASCONCELOS C		
06:00	FRA	11	THOUARY C		
06:00	FRA	20	LEMOINE V		
06:00	FRA	21	SAID W		
06:00	FRA	24	DARMANA A		
04:48	FRA	19	HARRISON S		
03:51	PAN	5	ROUX A		
03:51	PAN	7	AVILA JL		
03:51	PAN	25	MEXIL J		
03:51	PAN	82	AGUILERA C		
03:51	PAN	88	PREPVILLE H		
03:51	FRA	6	ROSALIE R		
03:51	FRA	8	M DAYRES		
03:51	FRA	9	BREMOND F		
03:51	FRA	13	SABATINO D		
03:51	FRA	17	FORTES S		
01:09	PAN	29	JAEN J		
00:37	FRA	1	LAROSE F		

2nd Half					
Time	Team	No.	Name	Action	Score
20:00	PAN	2	ALLEN D		
20:00	PAN	3	J SCOTT		
20:00	PAN	9	A GARCIA de PAREDE		
20:00	PAN	13	QUIJANO RJ		
20:00	PAN	16	ROUX A		
20:00	FRA	1	LAROSE F		
20:00	FRA	7	VASCONCELOS C		
20:00	FRA	20	LEMOINE V		
20:00	FRA	21	SAID W		
20:00	FRA	24	DARMANA A		
17:49	PAN	3	J SCOTT	Receiving Touchdown (pass from ROUX A)	18 - 0
17:27	PAN	16	ROUX A		
17:10	PAN	2	ALLEN D	2Pt Conversion - Receiving (pass from)	
16:35	PAN	3	J SCOTT		
16:07	PAN	2	ALLEN D		
16:07	PAN	9	A GARCIA de PAREDE		
16:07	PAN	13	QUIJANO RJ		
16:07	PAN	16	ROUX A		
16:07	PAN	29	JAEN J		
16:07	FRA	1	LAROSE F		
16:07	FRA	7	VASCONCELOS C		
16:07	FRA	20	LEMOINE V		
16:07	FRA	21	SAID W		
16:07	FRA	24	DARMANA A		
11:43	FRA	19	HARRISON S	Receiving Touchdown (pass from SABATINO D)	18 - 6
11:33	FRA	8	M DAYRES		

Timing and Results provided by  TISSOT






Game No: 22

Results

09:50	FRA	9	BREMOND F	2Pt Conversion - Receiving (pass from)	18 - 8
09:36	PAN	5	ROUX A		
09:36	PAN	7	AVILA JL		
09:36	PAN	25	MEXIL J		
09:36	PAN	82	AGUILERA C		
09:36	PAN	88	PREPVILLE H		
09:36	FRA	9	BREMOND F		
09:36	FRA	11	THOUARY C		
09:36	FRA	13	SABATINO D		
09:36	FRA	17	FORTES S		
09:36	FRA	19	HARRISON S		
05:01	PAN	5	ROUX A	Receiving Touchdown (pass from ROUX A)	24 - 8
04:40	PAN	3	J SCOTT		
04:22	PAN	16	ROUX A	extra point play from 5yds	25 - 8
04:05	PAN	2	ALLEN D		
04:05	PAN	9	A GARCIA de PAREDE		
04:05	PAN	13	QUIJANO RJ		
04:05	PAN	16	ROUX A		
04:05	PAN	29	JAEN J		
04:05	FRA	1	LAROSE F		
04:05	FRA	7	VASCONCELOS C		
04:05	FRA	20	LEMOINE V		
04:05	FRA	21	SAID W		
04:05	FRA	24	DARMANA A		

Legend:				
(C) Captain	DEF TD Defensive Touchdown	PAT Points after Touchdown	Pt Point	
Pts Points				

Timing and Results provided by 





Game No: 23 Field 1

Start List

AUT vs MEX

Referee: CASTAING Cedric (FRA)
Down Judge: MALY Filip (CZE)
Field Judge: Negishi TSUTOMO (JPN)
Side Judge: KECK Stephan (SUI)

AUT - Austria

Offense

No.	Name	Position
9	WASSHUBER Felix	Offense
10	MAROLT Sebastian	Offense
11	PRANDL Johannes	Offense
13	STUR Martin	Offense
20	BRAUER Gregor	Offense
37	HOCHLEITNER Daniel	Offense

Head Coach HAZDRA Florian

Defense

Shirt: red Shorts: black

No.	Name	Position
1	Philip HARTMANN	Defense
2	KINDL Daniel	Defense
3	WOLF Benedikt	Defense
7	HILLEBRAND Maximilian	Defense
8	KARL Michael	Defense
84	WOLF Sebastian	Defense

MEX - Mexico

Offense

No.	Name	Position
1	BALDERRAMOS Victor	Offense
2	Bruno ESPINOZA	Offense
7	SALAZAR Said	Offense
14	OLIVERA Jorge	Offense
16	OLVERA Carlos	Offense
18	Cosme HERNANDEZ	Offense
19	VILLALOBOS Guillermo	Offense


Head Coach ALFARO Fernando

Defense

Shirt: white Shorts: white

No.	Name	Position
6	ESPINOZA Carlos	Defense
8	RAMIREZ David	Defense
10	ESQUER Alejandro	Defense
21	Ivan Roberto MENDEZ	Defense
26	OLIVO Joshua	Defense

Legend: (C) Captain No. Shirt Number

Timing and Results provided by  TISSOT



Game No: 23

Results

AUT 35 - 39 MEX

Referee: CASTAING Cedric (FRA)
Down Judge: MALY Filip (CZE)
Field Judge: Negishi TSUTOMO (JPN)
Side Judge: KECK Stephan (SUI)


	H1	H2	Total
AUT	22	13	35
MEX	21	18	39

AUT - Austria

No.	Name	Touchdown			PAT (1-Pt)	PAT (2-Pts)	Safety	DEF TD
		Passing	Rushing	Receiving				
1	Philip HARTMANN							
2	KINDL Daniel							
3	WOLF Benedikt							
7	HILLEBRAND Maximilian							
8	KARL Michael							
9	WASSHUBER Felix	5						
10	MAROLT Sebastian				1 / 1			
11	PRANDL Johannes			1				
13	STUR Martin				1 / 1			
20	BRAUER Gregor			3	1 / 1	1 / 1		
37	HOCHLEITNER Daniel			1	0 / 1			
84	WOLF Sebastian							
Total:		5		5	3 / 4	1 / 1		

MEX - Mexico

No.	Name	Touchdown			PAT (1-Pt)	PAT (2-Pts)	Safety	DEF TD
		Passing	Rushing	Receiving				
1	BALDERRAMOS Victor	1		1	0 / 1	0 / 1		
2	Bruno ESPINOZA	3			0 / 1			
6	ESPINOZA Carlos							
7	SALAZAR Said	1		2		1 / 1		
8	RAMIREZ David							
10	ESQUER Alejandro							
14	OLIVERA Jorge	1	1	1				
16	OLVERA Carlos				1 / 1			
18	Cosme HERNANDEZ							
19	VILLALOBOS Guillermo			1		0 / 1		
21	Ivan Roberto MENDEZ							
26	OLIVO Joshua							
Total:		6	1	5	1 / 3	1 / 3		

Timing and Results provided by  TISSOT





Game No: 23

Results

1st Half					
Time	Team	No.	Name	Action	Score
20:00	AUT	9	WASSHUBER F		
20:00	AUT	10	MAROLT S		
20:00	AUT	11	PRANDL J		
20:00	AUT	13	STUR M		
20:00	AUT	37	HOCHLEITNER D		
20:00	MEX	6	ESPINOZA C		
20:00	MEX	8	RAMIREZ D		
20:00	MEX	10	ESQUER A		
20:00	MEX	21	I MENDEZ		
20:00	MEX	26	OLIVO J		
17:12	AUT	9	WASSHUBER F		
17:12	AUT	10	MAROLT S		
17:12	AUT	11	PRANDL J		
17:12	AUT	13	STUR M		
17:12	AUT	37	HOCHLEITNER D		
17:12	MEX	6	ESPINOZA C		
17:12	MEX	8	RAMIREZ D		
17:12	MEX	10	ESQUER A		
17:12	MEX	21	I MENDEZ		
17:12	MEX	26	OLIVO J		
16:25	MEX	19	VILLALOBOS G		
15:18	MEX	14	OLIVERA J	Receiving Touchdown (pass from BALDERRAMOS V)	0 - 6
15:05	MEX	7	SALAZAR S	2Pt Conversion - Receiving (pass from)	0 - 8
14:19	AUT	1	P HARTMANN		
14:19	AUT	2	KINDL D		
14:19	AUT	3	WOLF B		
14:19	AUT	7	HILLEBRAND M		
14:19	AUT	84	WOLF S		
14:19	MEX	1	BALDERRAMOS V		
14:19	MEX	2	B ESPINOZA		
14:19	MEX	7	SALAZAR S		
14:19	MEX	14	OLIVERA J		
14:19	MEX	16	OLVERA C		
10:53	MEX	18	C HERNANDEZ		
10:31	AUT	37	HOCHLEITNER D	Receiving Touchdown (pass from WASSHUBER F)	6 - 8
10:19	AUT	10	MAROLT S	extra point play from 5yds	7 - 8
09:47	AUT	9	WASSHUBER F		
09:47	AUT	10	MAROLT S		
09:47	AUT	11	PRANDL J		
09:47	AUT	13	STUR M		
09:47	AUT	37	HOCHLEITNER D		
09:47	MEX	6	ESPINOZA C		
09:47	MEX	8	RAMIREZ D		
09:47	MEX	10	ESQUER A		
09:47	MEX	21	I MENDEZ		
09:47	MEX	26	OLIVO J		
07:17	MEX	19	VILLALOBOS G		
07:13	MEX	7	SALAZAR S	Receiving Touchdown (pass from B ESPINOZA)	7 - 14
06:48	MEX	1	BALDERRAMOS V	extra point play from 5yds no good	
06:17	AUT	1	P HARTMANN		
06:17	AUT	2	KINDL D		
06:17	AUT	3	WOLF B		
06:17	AUT	7	HILLEBRAND M		
06:17	AUT	84	WOLF S		
06:17	MEX	1	BALDERRAMOS V		
06:17	MEX	2	B ESPINOZA		

Timing and Results provided by  TISSOT






Game No: 23

Results

06:17	MEX	7	SALAZAR S		
06:17	MEX	14	OLIVERA J		
06:17	MEX	16	OLVERA C		
03:58	MEX	18	C HERNANDEZ		
01:41	AUT	20	BRAUER G	Receiving Touchdown (pass from WASSHUBER F)	13 - 14
01:41	AUT	13	STUR M	extra point play from 5yds	14 - 14
01:41	AUT	9	WASSHUBER F		
01:41	AUT	11	PRANDL J		
01:41	AUT	13	STUR M		
01:41	AUT	20	BRAUER G		
01:41	AUT	37	HOCHLEITNER D		
01:41	MEX	6	ESPINOZA C		
01:41	MEX	8	RAMIREZ D		
01:41	MEX	10	ESQUER A		
01:41	MEX	21	I MENDEZ		
01:41	MEX	26	OLIVO J		
01:23	MEX	7	SALAZAR S		
00:48	MEX	14	OLIVERA J	Rushing Touchdown	14 - 20
00:48	MEX	19	VILLALOBOS G		
00:48	MEX	16	OLVERA C	extra point play from 5yds	14 - 21
00:48	AUT	1	P HARTMANN		
00:48	AUT	2	KINDL D		
00:48	AUT	3	WOLF B		
00:48	AUT	7	HILLEBRAND M		
00:48	AUT	84	WOLF S		
00:48	MEX	1	BALDERRAMOS V		
00:48	MEX	2	B ESPINOZA		
00:48	MEX	7	SALAZAR S		
00:48	MEX	14	OLIVERA J		
00:48	MEX	16	OLVERA C		
00:08	AUT	11	PRANDL J	Receiving Touchdown (pass from WASSHUBER F)	20 - 21
00:08	AUT	20	BRAUER G	2Pt Conversion - Receiving (pass from)	22 - 21
00:08	AUT	9	WASSHUBER F		
00:08	AUT	11	PRANDL J		
00:08	AUT	13	STUR M		
00:08	AUT	20	BRAUER G		
00:08	AUT	37	HOCHLEITNER D		
00:08	MEX	6	ESPINOZA C		
00:08	MEX	8	RAMIREZ D		
00:08	MEX	10	ESQUER A		
00:08	MEX	21	I MENDEZ		
00:08	MEX	26	OLIVO J		

2nd Half						
Time	Team	No.	Name	Action	Score	
20:00	AUT	1	P HARTMANN			
20:00	AUT	2	KINDL D			
20:00	AUT	3	WOLF B			
20:00	AUT	7	HILLEBRAND M			
20:00	AUT	84	WOLF S			
20:00	MEX	1	BALDERRAMOS V			
20:00	MEX	2	B ESPINOZA			
20:00	MEX	14	OLIVERA J			
20:00	MEX	16	OLVERA C			
20:00	MEX	19	VILLALOBOS G			
17:25	MEX	1	BALDERRAMOS V	Receiving Touchdown (pass from B ESPINOZA)	22 - 27	
17:08	MEX	19	VILLALOBOS G	2Pt Conversion - Receiving (pass from)		
16:33	AUT	1	P HARTMANN			
16:33	AUT	2	KINDL D			

Timing and Results provided by  TISSOT






Game No: 23

Results

16:33	AUT	3	WOLF B		
16:33	AUT	7	HILLEBRAND M		
16:33	AUT	84	WOLF S		
16:33	MEX	1	BALDERRAMOS V		
16:33	MEX	2	B ESPINOZA		
16:33	MEX	14	OLIVERA J		
16:33	MEX	16	OLVERA C		
16:33	MEX	19	VILLALOBOS G		
14:34	AUT	9	WASSHUBER F		
14:34	AUT	10	MAROLT S		
14:34	AUT	11	PRANDL J		
14:34	AUT	13	STUR M		
14:34	AUT	20	BRAUER G		
14:34	MEX	6	ESPINOZA C		
14:34	MEX	8	RAMIREZ D		
14:34	MEX	10	ESQUER A		
14:34	MEX	21	I MENDEZ		
14:34	MEX	26	OLIVO J		
13:49	MEX	2	B ESPINOZA		
12:23	MEX	16	OLVERA C		
11:25	MEX	19	VILLALOBOS G		
10:59	MEX	7	SALAZAR S	Receiving Touchdown (pass from OLIVERA J)	22 - 33
10:44	MEX	7	SALAZAR S		
10:36	MEX	2	B ESPINOZA	extra point play from 5yds no good	
09:55	AUT	1	P HARTMANN		
09:55	AUT	2	KINDL D		
09:55	AUT	3	WOLF B		
09:55	AUT	7	HILLEBRAND M		
09:55	AUT	84	WOLF S		
09:55	MEX	1	BALDERRAMOS V		
09:55	MEX	2	B ESPINOZA		
09:55	MEX	14	OLIVERA J		
09:55	MEX	16	OLVERA C		
09:55	MEX	19	VILLALOBOS G		
08:12	AUT	20	BRAUER G	Receiving Touchdown (pass from WASSHUBER F)	28 - 33
08:00	AUT	37	HOCHLEITNER D	extra point play from 5yds no good	
07:16	AUT	9	WASSHUBER F		
07:16	AUT	11	PRANDL J		
07:16	AUT	13	STUR M		
07:16	AUT	20	BRAUER G		
07:16	AUT	37	HOCHLEITNER D		
07:16	MEX	6	ESPINOZA C		
07:16	MEX	8	RAMIREZ D		
07:16	MEX	10	ESQUER A		
07:16	MEX	21	I MENDEZ		
07:16	MEX	26	OLIVO J		
05:44	MEX	7	SALAZAR S		
02:39	MEX	19	VILLALOBOS G	Receiving Touchdown (pass from B ESPINOZA)	28 - 39
02:26	MEX	1	BALDERRAMOS V	2Pt Conversion - Receiving (pass from)	
01:59	AUT	1	P HARTMANN		
01:59	AUT	2	KINDL D		
01:59	AUT	3	WOLF B		
01:59	AUT	7	HILLEBRAND M		
01:59	AUT	84	WOLF S		
01:59	MEX	1	BALDERRAMOS V		
01:59	MEX	2	B ESPINOZA		
01:59	MEX	14	OLIVERA J		
01:59	MEX	16	OLVERA C		
01:59	MEX	19	VILLALOBOS G		

Timing and Results provided by  TISSOT






Game No: 23

Results

00:08	AUT	13	STUR M		
00:08	AUT	20	BRAUER G	Receiving Touchdown (pass from WASSHUBER F)	34 - 39
00:08	AUT	20	BRAUER G	extra point play from 5yds	35 - 39
00:08	AUT	9	WASSHUBER F		
00:08	AUT	10	MAROLT S		
00:08	AUT	11	PRANDL J		
00:08	AUT	20	BRAUER G		
00:08	AUT	37	HOCHLEITNER D		
00:08	MEX	6	ESPINOZA C		
00:08	MEX	8	RAMIREZ D		
00:08	MEX	10	ESQUER A		
00:08	MEX	18	C HERNANDEZ		
00:08	MEX	26	OLIVO J		

Legend:				
(C) Captain	DEF TD Defensive Touchdown	PAT Points after Touchdown	Pt Point	
Pts Points				

Timing and Results provided by 





Game No: 24 Field 1

Start List

USA vs ITA

Referee: COLEMAN Ramaal (USA)
Down Judge: PETIT Sebastien (FRA)
Field Judge: SELA Omer (ISR)
Side Judge: KOTLIAR Allan (USA)

USA - United States of America

Offense

No.	Name	Position
1	MAPP Bruce	Offense
2	REMBERT Johnny	Offense
4	DAVIS Laval	Offense
5	Dezmin LEWIS	Offense
7	DOUCETTE Darrell	Offense
14	Ladderick SMITH	Offense
22	PRICE David	Offense

Head Coach CASCUDO Jorge

Defense

Shirt: white Shorts: white

No.	Name	Position
3	OQUENDO Jordan	Defense
11	BROWN Aamir	Defense
15	SOLOMON Frankie	Defense
21	CALHOUN James	Defense
24	BRYAN Geoffrey	Defense

ITA - Italy

Offense

No.	Name	Position
1	ZAHRAKKA Luke	Offense
2	SIMONE Mark Andrew	Offense
13	GERBINO Jared Lee	Offense
17	SECK Tamsir	Offense
19	SANTAGOSTINO Gianluca	Offense
26	PETRILLI Riccardo	Offense


Head Coach GERBALDI Giorgio

Defense

Shirt: blue Shorts: blue

No.	Name	Position
3	FRAZZETTO Gerardo	Defense
7	GALANTE Matteo	Defense
21	SCAPERROTTA Lorenzo	Defense
23	DELLA VECCHIA Giuseppe	Defense
36	PICCINNI Flavio	Defense
88	MOZZANICA Matteo	Defense

Legend: (C) Captain No. Shirt Number

Timing and Results provided by  TISSOT



Game No: 24

Results

USA 46 - 36 ITA

Referee: COLEMAN Ramaal (USA)
Down Judge: PETIT Sebastien (FRA)
Field Judge: SELA Omer (ISR)
Side Judge: KOTLIAR Allan (USA)


	H1	H2	Total
USA	24	22	46
ITA	24	12	36

USA - United States of America

No.	Name	Touchdown			PAT (1-Pt)	PAT (2-Pts)	Safety	DEF TD
		Passing	Rushing	Receiving				
1	MAPP Bruce			3		1 / 1		
2	REMBERT Johnny					1 / 1		
3	OQUENDO Jordan							
4	DAVIS Laval			1				
5	Dezmin LEWIS					1 / 1		
7	DOUCETTE Darrell	4	1			1 / 2		
11	BROWN Aamir							
14	Ladderick SMITH	1		1		1 / 1		
15	SOLOMON Frankie							
21	CALHOUN James							
22	PRICE David							
24	BRYAN Geoffrey							
Total:		5	1	5		5 / 6		

ITA - Italy

No.	Name	Touchdown			PAT (1-Pt)	PAT (2-Pts)	Safety	DEF TD
		Passing	Rushing	Receiving				
1	ZAHRADKA Luke	6			0 / 1	0 / 4		
2	SIMONE Mark Andrew							
3	FRAZZETTO Gerardo							
7	GALANTE Matteo							
13	GERBINO Jared Lee			3				
17	SECK Tamsir			1				
19	SANTAGOSTINO Gianluca			2				
21	SCAPERROTTA Lorenzo							
23	DELLA VECCHIA Giuseppe							
26	PETRILLI Riccardo							
36	PICCINNI Flavio							
88	MOZZANICA Matteo							
Total:		7		6	0 / 1	0 / 4		

Timing and Results provided by  TISSOT






Game No: 24

Results

1st Half					
Time	Team	No.	Name	Action	Score
20:00	USA	3	OQUENDO J		
20:00	USA	11	BROWN A		
20:00	USA	15	SOLOMON F		
20:00	USA	21	CALHOUN J		
20:00	USA	24	BRYAN G		
20:00	ITA	1	ZAHRADKA L		
20:00	ITA	2	SIMONE MA		
20:00	ITA	13	GERBINO JL		
20:00	ITA	17	SECK T		
20:00	ITA	19	SANTAGOSTINO G		
17:57	USA	24	BRYAN G		
16:50	USA	5	D LEWIS		
16:18	ITA	13	GERBINO JL	Receiving Touchdown (pass from ZAHRADKA L)	0 - 6
15:23	USA	3	OQUENDO J		
15:23	USA	11	BROWN A		
15:23	USA	15	SOLOMON F		
15:23	USA	21	CALHOUN J		
15:23	USA	24	BRYAN G		
15:23	ITA	1	ZAHRADKA L		
15:23	ITA	2	SIMONE MA		
15:23	ITA	13	GERBINO JL		
15:23	ITA	17	SECK T		
15:23	ITA	19	SANTAGOSTINO G		
14:28	USA	1	MAPP B	Receiving Touchdown (pass from DOUCETTE D)	6 - 6
13:49	USA	5	D LEWIS	2Pt Conversion - Receiving (pass from)	8 - 6
13:40	USA	1	MAPP B		
13:40	USA	5	D LEWIS		
13:40	USA	7	DOUCETTE D		
13:40	USA	14	L SMITH		
13:40	USA	22	PRICE D		
13:40	ITA	7	GALANTE M		
13:40	ITA	21	SCAPERROTTA L		
13:40	ITA	23	DELLA VECCHIA G		
13:40	ITA	26	PETRILLI R		
13:40	ITA	36	PICCINNI F		
11:29	USA	3	OQUENDO J		
11:16	USA	5	D LEWIS		
11:00	USA	22	PRICE D		
10:34	USA	21	CALHOUN J		
10:01	ITA	17	SECK T	Receiving Touchdown (pass from ZAHRADKA L)	8 - 12
09:39	USA	5	D LEWIS		
09:26	ITA	1	ZAHRADKA L	2Pt Conversion - Receiving (pass from)	
08:58	USA	3	OQUENDO J		
08:58	USA	11	BROWN A		
08:58	USA	15	SOLOMON F		
08:58	USA	24	BRYAN G		
08:58	ITA	2	SIMONE MA		
08:58	ITA	13	GERBINO JL		
08:58	ITA	17	SECK T		
08:58	ITA	19	SANTAGOSTINO G		
07:27	USA	1	MAPP B	Receiving Touchdown (pass from DOUCETTE D)	14 - 12
07:18	USA	14	L SMITH	extra point play from 10yds	16 - 12
06:37	USA	1	MAPP B		
06:37	USA	2	REMBERT J		
06:37	USA	7	DOUCETTE D		
06:37	USA	14	L SMITH		

Timing and Results provided by  TISSOT






Game No: 24

Results

06:37	USA	22	PRICE D		
06:37	ITA	7	GALANTE M		
06:37	ITA	23	DELLA VECCHIA G		
06:37	ITA	26	PETRILLI R		
06:37	ITA	36	PICCINNI F		
03:26	ITA	19	SANTAGOSTINO G	Receiving Touchdown (pass from ZAHRADKA L)	16 - 18
03:09	ITA	1	ZAHRADKA L	2Pt Conversion - Receiving (pass from)	
02:33	USA	3	OQUEENDO J		
02:33	USA	11	BROWN A		
02:33	USA	15	SOLOMON F		
02:33	USA	21	CALHOUN J		
02:33	USA	24	BRYAN G		
02:33	ITA	2	SIMONE MA		
02:33	ITA	13	GERBINO JL		
02:33	ITA	17	SECK T		
02:33	ITA	19	SANTAGOSTINO G		
00:28	USA	14	L SMITH	Receiving Touchdown (pass from DOUCETTE D)	22 - 18
00:27	USA	1	MAPP B	2Pt Conversion - Receiving (pass from)	24 - 18
00:27	USA	1	MAPP B		
00:27	USA	2	REMBERT J		
00:27	USA	7	DOUCETTE D		
00:27	USA	14	L SMITH		
00:27	USA	22	PRICE D		
00:27	ITA	7	GALANTE M		
00:27	ITA	23	DELLA VECCHIA G		
00:27	ITA	26	PETRILLI R		
00:27	ITA	36	PICCINNI F		
00:06	USA	24	BRYAN G		
00:00	ITA	19	SANTAGOSTINO G	Receiving Touchdown (pass from ZAHRADKA L)	24 - 24
00:00	ITA	1	ZAHRADKA L	extra point play from 5yds no good	

2nd Half					
Time	Team	No.	Name	Action	Score
20:00	USA	4	DAVIS L		
20:00	USA	5	D LEWIS		
20:00	USA	7	DOUCETTE D		
20:00	USA	14	L SMITH		
20:00	USA	22	PRICE D		
20:00	ITA	3	FRAZZETTO G		
20:00	ITA	7	GALANTE M		
20:00	ITA	21	SCAPERROTTA L		
20:00	ITA	23	DELLA VECCHIA G		
20:00	ITA	26	PETRILLI R		
19:49	USA	4	DAVIS L	Receiving Touchdown (pass from DOUCETTE D)	30 - 24
19:07	USA	7	DOUCETTE D	extra point play from 10yds	32 - 24
19:01	USA	4	DAVIS L		
19:01	USA	5	D LEWIS		
19:01	USA	7	DOUCETTE D		
19:01	USA	14	L SMITH		
19:01	USA	22	PRICE D		
19:01	ITA	3	FRAZZETTO G		
19:01	ITA	7	GALANTE M		
19:01	ITA	21	SCAPERROTTA L		
19:01	ITA	23	DELLA VECCHIA G		
19:01	ITA	26	PETRILLI R		
17:16	ITA	19	SANTAGOSTINO G		
15:41	USA	24	BRYAN G		
14:54	ITA	88	MOZZANICA M		
14:18	USA	4	DAVIS L		

Timing and Results provided by  TISSOT






Game No: 24

Results

13:46	ITA	13	GERBINO JL	Receiving Touchdown (pass from ZAHRADKA L)	32 - 30
13:33	ITA	1	ZAHRADKA L	2Pt Conversion - Receiving (pass from)	
12:52	USA	3	OQUENDO J		
12:52	USA	11	BROWN A		
12:52	USA	15	SOLOMON F		
12:52	USA	21	CALHOUN J		
12:52	USA	24	BRYAN G		
12:52	ITA	1	ZAHRADKA L		
12:52	ITA	2	SIMONE MA		
12:52	ITA	13	GERBINO JL		
12:52	ITA	17	SECK T		
12:52	ITA	19	SANTAGOSTINO G		
11:30	USA	7	DOUCETTE D	Rushing Touchdown	38 - 30
11:18	USA	7	DOUCETTE D	2Pt Conversion - Receiving (pass from)	
10:42	USA	2	REMBERT J		
10:42	USA	4	DAVIS L		
10:42	USA	7	DOUCETTE D		
10:42	USA	14	L SMITH		
10:42	USA	22	PRICE D		
10:42	ITA	3	FRAZZETTO G		
10:42	ITA	7	GALANTE M		
10:42	ITA	21	SCAPERROTTA L		
10:42	ITA	23	DELLA VECCHIA G		
10:42	ITA	36	PICCINNI F		
08:19	USA	3	OQUENDO J		
08:19	USA	11	BROWN A		
08:19	USA	15	SOLOMON F		
08:19	USA	21	CALHOUN J		
08:19	USA	24	BRYAN G		
08:19	ITA	1	ZAHRADKA L		
08:19	ITA	2	SIMONE MA		
08:19	ITA	13	GERBINO JL		
08:19	ITA	17	SECK T		
08:19	ITA	19	SANTAGOSTINO G		
07:21	USA	1	MAPP B	Receiving Touchdown (pass from L SMITH)	44 - 30
07:07	USA	2	REMBERT J	2Pt Conversion - Receiving (pass from)	46 - 30
06:37	USA	1	MAPP B		
06:37	USA	2	REMBERT J		
06:37	USA	7	DOUCETTE D		
06:37	USA	14	L SMITH		
06:37	USA	22	PRICE D		
06:37	ITA	3	FRAZZETTO G		
06:37	ITA	7	GALANTE M		
06:37	ITA	21	SCAPERROTTA L		
06:37	ITA	23	DELLA VECCHIA G		
06:37	ITA	36	PICCINNI F		
05:30	ITA	19	SANTAGOSTINO G		
05:07	ITA	13	GERBINO JL	Receiving Touchdown (pass from ZAHRADKA L)	46 - 36
04:57	ITA	1	ZAHRADKA L	2Pt Conversion - Receiving (pass from)	
04:14	USA	3	OQUENDO J		
04:14	USA	11	BROWN A		
04:14	USA	15	SOLOMON F		
04:14	USA	21	CALHOUN J		
04:14	USA	24	BRYAN G		
04:14	ITA	1	ZAHRADKA L		
04:14	ITA	2	SIMONE MA		
04:14	ITA	13	GERBINO JL		
04:14	ITA	17	SECK T		
04:14	ITA	88	MOZZANICA M		

Timing and Results provided by  TISSOT






Game No: 24

Results

02:56	USA	1	MAPP B		
02:56	USA	2	REMBERT J		
02:56	USA	7	DOUCETTE D		
02:56	USA	14	L SMITH		
02:56	USA	22	PRICE D		
02:56	ITA	3	FRAZZETTO G		
02:56	ITA	7	GALANTE M		
02:56	ITA	21	SCAPERROTTA L		
02:56	ITA	23	DELLA VECCHIA G		
02:56	ITA	36	PICCINNI F		
01:25	USA	3	OQUENDO J		
01:25	USA	11	BROWN A		
01:25	USA	15	SOLOMON F		
01:25	USA	21	CALHOUN J		
01:25	USA	24	BRYAN G		
01:25	ITA	1	ZAHRADKA L		
01:25	ITA	2	SIMONE MA		
01:25	ITA	13	GERBINO JL		
01:25	ITA	17	SECK T		
01:25	ITA	19	SANTAGOSTINO G		
01:11	ITA	7	GALANTE M		
00:29	USA	4	DAVIS L		

Legend:				
(C) Captain	DEF TD Defensive Touchdown	PAT	Points after Touchdown	Pt Point
Pts Points				

Timing and Results provided by 





Game No: 19 Field 1

Start List

USA vs AUT

Referee: COLEMAN Ramaal (USA)
Down Judge: Negishi TSUTOMO (JPN)
Field Judge: PESSOA Giane (BRA)
Side Judge: KECK Stephan (SUI)

USA - United States of America

Offense

No.	Name	Position
1	MAPP Bruce	Offense
2	REMBERT Johnny	Offense
4	DAVIS Laval	Offense
5	Dezmin LEWIS	Offense
7	DOUCETTE Darrell	Offense
14	Ladderick SMITH	Offense
22	PRICE David	Offense

Head Coach CASCUDO Jorge

Defense

Shirt: red Shorts: black

No.	Name	Position
3	OQUENDO Jordan	Defense
11	BROWN Aamir	Defense
15	SOLOMON Frankie	Defense
21	CALHOUN James	Defense
24	BRYAN Geoffrey	Defense

AUT - Austria

Offense

No.	Name	Position
9	WASSHUBER Felix	Offense
10	MAROLT Sebastian	Offense
11	PRANDL Johannes	Offense
13	STUR Martin	Offense
20	BRAUER Gregor	Offense
37	HOCHLEITNER Daniel	Offense


Head Coach HAZDRA Florian

Defense

Shirt: white Shorts: black

No.	Name	Position
1	Philip HARTMANN	Defense
2	KINDL Daniel	Defense
3	WOLF Benedikt	Defense
7	HILLEBRAND Maximilian	Defense
8	KARL Michael	Defense
84	WOLF Sebastian	Defense

Legend:
(C) Captain No. Shirt Number

Timing and Results provided by  TISSOT

USFMTEAM5-----SFNL000100--_C51 1

Report Created WED 13 JUL 2022 14:02

Page 1 / 1





Game No: 19

Results

USA 54 - 19 AUT

Referee: COLEMAN Ramaal (USA)
Down Judge: Negishi TSUTOMO (JPN)
Field Judge: PESSOA Giane (BRA)
Side Judge: KECK Stephan (SUI)


	H1	H2	Total
USA	36	18	54
AUT	13	6	19

USA - United States of America

No.	Name	Touchdown			PAT (1-Pt)	PAT (2-Pts)	Safety	DEF TD
		Passing	Rushing	Receiving				
1	MAPP Bruce			1				
2	REMBERT Johnny			3				
3	OQUENDO Jordan							
4	DAVIS Laval			1		0 / 1		
5	Dezmin LEWIS					0 / 1		
7	DOUCETTE Darrell	4				2 / 3		
11	BROWN Aamir							
14	Ladderick SMITH	2	1	1		0 / 2		
15	SOLOMON Frankie							
21	CALHOUN James							
22	PRICE David			1		1 / 1		
24	BRYAN Geoffrey							
Total:		6	1	7		3 / 8		

AUT - Austria

No.	Name	Touchdown			PAT (1-Pt)	PAT (2-Pts)	Safety	DEF TD
		Passing	Rushing	Receiving				
1	Philip HARTMANN							
2	KINDL Daniel							
3	WOLF Benedikt							
7	HILLEBRAND Maximilian	1						
8	KARL Michael							
9	WASSHUBER Felix	3			0 / 1	0 / 1		
10	MAROLT Sebastian			1				
11	PRANDL Johannes			1				
13	STUR Martin			1				
20	BRAUER Gregor							
37	HOCHLEITNER Daniel				1 / 1			
84	WOLF Sebastian							
Total:		5		3	1 / 2	0 / 1		

Timing and Results provided by  TISSOT





Game No: 19

Results

1st Half					
Time	Team	No.	Name	Action	Score
20:00	USA	1	MAPP B		
20:00	USA	5	D LEWIS		
20:00	USA	7	DOUCETTE D		
20:00	USA	14	L SMITH		
20:00	USA	22	PRICE D		
20:00	AUT	1	P HARTMANN		
20:00	AUT	2	KINDL D		
20:00	AUT	3	WOLF B		
20:00	AUT	7	HILLEBRAND M		
20:00	AUT	84	WOLF S		
17:15	USA	5	D LEWIS		
16:21	USA	14	L SMITH	Receiving Touchdown (pass from DOUCETTE D)	6 - 0
15:46	USA	7	DOUCETTE D	2Pt Conversion - Receiving (pass from)	8 - 0
15:24	USA	1	MAPP B		
15:24	USA	2	REMBERT J		
15:24	USA	7	DOUCETTE D		
15:24	USA	14	L SMITH		
15:24	USA	22	PRICE D		
15:24	AUT	1	P HARTMANN		
15:24	AUT	2	KINDL D		
15:24	AUT	3	WOLF B		
15:24	AUT	7	HILLEBRAND M		
15:24	AUT	84	WOLF S		
14:09	AUT	10	MAROLT S	Receiving Touchdown (pass from WASSHUBER F)	8 - 6
13:41	AUT	37	HOCHLEITNER D	extra point play from 5yds	8 - 7
13:21	USA	3	QUENDO J		
13:21	USA	15	SOLOMON F		
13:21	USA	24	BRYAN G		
13:21	AUT	11	PRANDL J		
13:21	AUT	37	HOCHLEITNER D		
12:56	USA	1	MAPP B	Receiving Touchdown (pass from L SMITH)	14 - 7
11:46	USA	14	L SMITH		
11:42	USA	7	DOUCETTE D	2Pt Conversion - Receiving (pass from)	
11:37	USA	1	MAPP B		
11:37	USA	11	BROWN A		
11:37	USA	21	CALHOUN J		
11:37	AUT	9	WASSHUBER F		
11:37	AUT	10	MAROLT S		
11:37	AUT	13	STUR M		
09:20	USA	4	DAVIS L		
09:20	USA	5	D LEWIS		
07:46	USA	2	REMBERT J	Receiving Touchdown (pass from DOUCETTE D)	20 - 7
07:31	USA	7	DOUCETTE D	extra point play from 10yds	22 - 7
06:46	USA	1	MAPP B		
06:46	USA	2	REMBERT J		
06:46	USA	7	DOUCETTE D		
06:46	USA	14	L SMITH		
06:46	USA	22	PRICE D		
06:46	AUT	1	P HARTMANN		
06:46	AUT	2	KINDL D		
06:46	AUT	3	WOLF B		
06:46	AUT	7	HILLEBRAND M		
06:46	AUT	84	WOLF S		
04:57	USA	24	BRYAN G		
04:08	USA	4	DAVIS L		
03:34	AUT	13	STUR M	Receiving Touchdown (pass from WASSHUBER F)	22 - 13

Timing and Results provided by  TISSOT






Game No: 19

Results

03:18	AUT	9	WASSHUBER F	extra point play from 5yds no good	
02:47	USA	3	OQUENDO J		
02:47	USA	11	BROWN A		
02:47	USA	15	SOLOMON F		
02:47	USA	21	CALHOUN J		
02:47	AUT	9	WASSHUBER F		
02:47	AUT	10	MAROLT S		
02:47	AUT	11	PRANDL J		
02:47	AUT	13	STUR M		
02:47	AUT	37	HOCHLEITNER D		
00:59	USA	22	PRICE D	Receiving Touchdown (pass from L SMITH)	28 - 13
00:59	USA	5	D LEWIS		
00:59	USA	14	L SMITH	2Pt Conversion - Receiving (pass from)	
00:58	USA	1	MAPP B		
00:58	USA	2	REMBERT J		
00:58	USA	7	DOUCETTE D		
00:58	USA	14	L SMITH		
00:58	USA	22	PRICE D		
00:58	AUT	1	P HARTMANN		
00:58	AUT	2	KINDL D		
00:58	AUT	3	WOLF B		
00:58	AUT	7	HILLEBRAND M		
00:07	USA	3	OQUENDO J		
00:07	USA	11	BROWN A		
00:07	USA	15	SOLOMON F		
00:07	USA	21	CALHOUN J		
00:07	USA	24	BRYAN G		
00:07	AUT	9	WASSHUBER F		
00:07	AUT	10	MAROLT S		
00:07	AUT	11	PRANDL J		
00:07	AUT	13	STUR M		
00:00	USA	2	REMBERT J	Receiving Touchdown (pass from DOUCETTE D)	34 - 13
00:00	USA	14	L SMITH		
00:00	USA	22	PRICE D	2Pt Conversion - Receiving (pass from)	36 - 13

2nd Half					
Time	Team	No.	Name	Action	Score
20:00	USA	3	OQUENDO J		
20:00	USA	5	D LEWIS		
20:00	USA	11	BROWN A		
20:00	USA	15	SOLOMON F		
20:00	USA	21	CALHOUN J		
20:00	AUT	9	WASSHUBER F		
20:00	AUT	10	MAROLT S		
20:00	AUT	11	PRANDL J		
20:00	AUT	13	STUR M		
20:00	AUT	37	HOCHLEITNER D		
18:07	USA	3	OQUENDO J		
18:07	USA	5	D LEWIS		
18:07	USA	11	BROWN A		
18:07	USA	15	SOLOMON F		
18:07	USA	21	CALHOUN J		
18:07	AUT	9	WASSHUBER F		
18:07	AUT	10	MAROLT S		
18:07	AUT	11	PRANDL J		
18:07	AUT	13	STUR M		
18:07	AUT	37	HOCHLEITNER D		
17:30	USA	2	REMBERT J	Receiving Touchdown (pass from HILLEBRAND M)	42 - 13
17:17	USA	14	L SMITH	2Pt Conversion - Receiving (pass from)	

Timing and Results provided by  TISSOT






Game No: 19

Results

16:29	USA	2	REMBERT J		
16:29	USA	4	DAVIS L		
16:29	USA	7	DOUCETTE D		
16:29	USA	14	L SMITH		
16:29	USA	22	PRICE D		
16:29	AUT	1	P HARTMANN		
16:29	AUT	2	KINDL D		
16:29	AUT	3	WOLF B		
16:29	AUT	7	HILLEBRAND M		
16:29	AUT	84	WOLF S		
15:06	USA	5	D LEWIS		
13:58	USA	4	DAVIS L		
13:27	USA	5	D LEWIS		
12:51	USA	3	OQUENDO J		
12:51	USA	11	BROWN A		
12:51	USA	15	SOLOMON F		
12:51	USA	21	CALHOUN J		
12:51	USA	24	BRYAN G		
12:51	AUT	9	WASSHUBER F		
12:51	AUT	10	MAROLT S		
12:51	AUT	11	PRANDL J		
12:51	AUT	13	STUR M		
12:51	AUT	20	BRAUER G		
12:22	USA	4	DAVIS L	Receiving Touchdown (pass from DOUCETTE D)	48 - 13
12:09	USA	5	D LEWIS	2Pt Conversion - Receiving (pass from)	
11:23	USA	4	DAVIS L		
11:23	USA	5	D LEWIS		
11:23	USA	7	DOUCETTE D		
11:23	USA	14	L SMITH		
11:23	USA	22	PRICE D		
11:23	AUT	1	P HARTMANN		
11:23	AUT	2	KINDL D		
11:23	AUT	3	WOLF B		
11:23	AUT	7	HILLEBRAND M		
11:23	AUT	84	WOLF S		
08:06	USA	11	BROWN A		
08:06	USA	15	SOLOMON F		
08:06	USA	21	CALHOUN J		
08:06	USA	24	BRYAN G		
08:06	AUT	9	WASSHUBER F		
08:06	AUT	11	PRANDL J		
08:06	AUT	13	STUR M		
08:06	AUT	20	BRAUER G		
08:06	AUT	37	HOCHLEITNER D		
04:36	USA	14	L SMITH	Rushing Touchdown	54 - 13
04:32	USA	4	DAVIS L	2Pt Conversion - Receiving (pass from)	
03:46	USA	2	REMBERT J		
03:46	USA	3	OQUENDO J		
03:46	USA	4	DAVIS L		
03:46	USA	14	L SMITH		
03:46	USA	22	PRICE D		
03:46	AUT	1	P HARTMANN		
03:46	AUT	2	KINDL D		
03:46	AUT	3	WOLF B		
03:46	AUT	7	HILLEBRAND M		
03:46	AUT	84	WOLF S		
02:01	USA	24	BRYAN G		
01:29	AUT	11	PRANDL J	Receiving Touchdown (pass from WASSHUBER F)	54 - 19
00:30	AUT	9	WASSHUBER F	2Pt Conversion - Receiving (pass from)	

Timing and Results provided by  TISSOT






Game No: 19

Results

00:24	USA	1	MAPP B		
00:24	USA	7	DOUCETTE D		
00:24	USA	11	BROWN A		
00:24	USA	15	SOLOMON F		
00:24	USA	21	CALHOUN J		
00:24	AUT	9	WASSHUBER F		
00:24	AUT	10	MAROLT S		
00:24	AUT	11	PRANDL J		
00:24	AUT	13	STUR M		
00:24	AUT	20	BRAUER G		

Legend:				
(C) Captain	DEF TD Defensive Touchdown	PAT	Points after Touchdown	Pt Point
Pts Points				

Timing and Results provided by  TISSOT





Game No: 20 Field 1

Start List

MEX vs ITA

Referee: ABRAMS Desiree (USA)
Down Judge: PETIT Sebastien (FRA)
Field Judge: CASTAING Cedric (FRA)
Side Judge: KOTLIAR Allan (USA)

MEX - Mexico

Offense

No.	Name	Position
1	BALDERRAMOS Victor	Offense
2	Bruno ESPINOZA	Offense
7	SALAZAR Said	Offense
14	OLIVERA Jorge	Offense
16	OLVERA Carlos	Offense
18	Cosme HERNANDEZ	Offense
19	VILLALOBOS Guillermo	Offense

Head Coach ALFARO Fernando

Defense

Shirt: green Shorts: black

No.	Name	Position
6	ESPINOZA Carlos	Defense
8	RAMIREZ David	Defense
10	ESQUER Alejandro	Defense
21	Ivan Roberto MENDEZ	Defense
26	OLIVO Joshua	Defense

ITA - Italy

Offense

No.	Name	Position
1	ZHRADKA Luke	Offense
2	SIMONE Mark Andrew	Offense
13	GERBINO Jared Lee	Offense
17	SECK Tamsir	Offense
19	SANTAGOSTINO Gianluca	Offense
26	PETRILLI Riccardo	Offense


Head Coach GERBALDI Giorgio

Defense

Shirt: white Shorts: white

No.	Name	Position
3	FRAZZETTO Gerardo	Defense
7	GALANTE Matteo	Defense
21	SCAPERROTTA Lorenzo	Defense
23	DELLA VECCHIA Giuseppe	Defense
36	PICCINNI Flavio	Defense
88	MOZZANICA Matteo	Defense

Legend:
(C) Captain No. Shirt Number

Timing and Results provided by  TISSOT

USFMTEAM5-----SFNL000200--_C51 1

Report Created WED 13 JUL 2022 14:02

Page 1 / 1





Game No: 20

Results

MEX 29 - 41 ITA

Referee: ABRAMS Desiree (USA)
Down Judge: PETIT Sebastien (FRA)
Field Judge: CASTAING Cedric (FRA)
Side Judge: KOTLIAR Allan (USA)

	H1	H2	Total
MEX	7	22	29
ITA	21	20	41

MEX - Mexico

No.	Name	Touchdown			PAT (1-Pt)	PAT (2-Pts)	Safety	DEF TD
		Passing	Rushing	Receiving				
1	BALDERRAMOS Victor	3						
2	Bruno ESPINOZA	1		1	1 / 1			
6	ESPINOZA Carlos							
7	SALAZAR Said			1				
8	RAMIREZ David							
10	ESQUER Alejandro							
14	OLIVERA Jorge			2				
16	OLVERA Carlos					2 / 2		
18	Cosme HERNANDEZ							
19	VILLALOBOS Guillermo				0 / 1			
21	Ivan Roberto MENDEZ							
26	OLIVO Joshua							
Total:		4		4	1 / 2	2 / 2		

ITA - Italy

No.	Name	Touchdown			PAT (1-Pt)	PAT (2-Pts)	Safety	DEF TD
		Passing	Rushing	Receiving				
1	ZAHRADKA Luke	6						
2	SIMONE Mark Andrew			3	1 / 1			
3	FRAZZETTO Gerardo							
7	GALANTE Matteo							
13	GERBINO Jared Lee				2 / 2			
17	SECK Tamsir			2	1 / 1			
19	SANTAGOSTINO Gianluca			1	1 / 2			
21	SCAPERROTTA Lorenzo							
23	DELLA VECCHIA Giuseppe							
26	PETRILLI Riccardo							
36	PICCINNI Flavio							
88	MOZZANICA Matteo							
Total:		6		6	5 / 6			


Timing and Results provided by  TISSOT



Game No: 20

Results

1st Half					
Time	Team	No.	Name	Action	Score
20:00	MEX	6	ESPINOZA C		
20:00	MEX	8	RAMIREZ D		
20:00	MEX	10	ESQUER A		
20:00	MEX	21	I MENDEZ		
20:00	MEX	26	OLIVO J		
20:00	ITA	1	ZAHRADKA L		
20:00	ITA	2	SIMONE MA		
20:00	ITA	13	GERBINO JL		
20:00	ITA	17	SECK T		
20:00	ITA	19	SANTAGOSTINO G		
18:11	ITA	2	SIMONE MA	Receiving Touchdown (pass from ZAHRADKA L)	0 - 6
17:11	ITA	13	GERBINO JL	extra point play from 5yds	0 - 7
16:49	MEX	6	ESPINOZA C		
16:49	MEX	8	RAMIREZ D		
16:49	MEX	10	ESQUER A		
16:49	MEX	21	I MENDEZ		
16:49	MEX	26	OLIVO J		
16:49	ITA	1	ZAHRADKA L		
16:49	ITA	2	SIMONE MA		
16:49	ITA	13	GERBINO JL		
16:49	ITA	17	SECK T		
16:49	ITA	19	SANTAGOSTINO G		
13:19	MEX	1	BALDERRAMOS V		
13:19	MEX	2	B ESPINOZA		
13:19	MEX	7	SALAZAR S		
13:19	MEX	14	OLIVERA J		
13:19	MEX	19	VILLALOBOS G		
13:19	ITA	7	GALANTE M		
13:19	ITA	21	SCAPERROTTA L		
13:19	ITA	23	DELLA VECCHIA G		
13:19	ITA	26	PETRILLI R		
13:19	ITA	36	PICCINNI F		
10:16	MEX	10	ESQUER A		
08:47	ITA	2	SIMONE MA	Receiving Touchdown (pass from ZAHRADKA L)	0 - 13
08:31	ITA	2	SIMONE MA	extra point play from 5yds	0 - 14
07:51	MEX	6	ESPINOZA C		
07:51	MEX	8	RAMIREZ D		
07:51	MEX	18	C HERNANDEZ		
07:51	MEX	21	I MENDEZ		
07:51	MEX	26	OLIVO J		
07:51	ITA	1	ZAHRADKA L		
07:51	ITA	2	SIMONE MA		
07:51	ITA	13	GERBINO JL		
07:51	ITA	17	SECK T		
07:51	ITA	19	SANTAGOSTINO G		
04:03	MEX	19	VILLALOBOS G		
03:24	MEX	2	B ESPINOZA	Receiving Touchdown (pass from BALDERRAMOS V)	6 - 14
03:11	MEX	2	B ESPINOZA	extra point play from 5yds	7 - 14
02:38	MEX	1	BALDERRAMOS V		
02:38	MEX	2	B ESPINOZA		
02:38	MEX	7	SALAZAR S		
02:38	MEX	14	OLIVERA J		
02:38	MEX	16	OLVERA C		
02:38	ITA	7	GALANTE M		
02:38	ITA	21	SCAPERROTTA L		
02:38	ITA	23	DELLA VECCHIA G		

Timing and Results provided by  TISSOT





Game No: 20

Results

02:38	ITA	26	PETRILLI R		
02:38	ITA	36	PICCINNI F		
00:12	ITA	2	SIMONE MA	Receiving Touchdown (pass from ZHRADKA L)	7 - 20
00:12	ITA	13	GERBINO JL	extra point play from 5yds	7 - 21

2nd Half					
Time	Team	No.	Name	Action	Score
20:00	MEX	1	BALDERRAMOS V		
20:00	MEX	2	B ESPINOZA		
20:00	MEX	14	OLIVERA J		
20:00	MEX	16	OLVERA C		
20:00	MEX	19	VILLALOBOS G		
20:00	ITA	7	GALANTE M		
20:00	ITA	21	SCAPERROTTA L		
20:00	ITA	23	DELLA VECCHIA G		
20:00	ITA	26	PETRILLI R		
20:00	ITA	36	PICCINNI F		
17:29	MEX	14	OLIVERA J	Receiving Touchdown (pass from BALDERRAMOS V)	13 - 21
17:17	MEX	19	VILLALOBOS G	extra point play from 5yds no good	
16:43	MEX	1	BALDERRAMOS V		
16:43	MEX	2	B ESPINOZA		
16:43	MEX	14	OLIVERA J		
16:43	MEX	16	OLVERA C		
16:43	MEX	19	VILLALOBOS G		
16:43	ITA	7	GALANTE M		
16:43	ITA	21	SCAPERROTTA L		
16:43	ITA	23	DELLA VECCHIA G		
16:43	ITA	26	PETRILLI R		
16:43	ITA	36	PICCINNI F		
14:12	ITA	19	SANTAGOSTINO G	Receiving Touchdown (pass from ZHRADKA L)	13 - 27
13:58	ITA	17	SECK T	extra point play from 5yds	13 - 28
13:25	MEX	6	ESPINOZA C		
13:25	MEX	8	RAMIREZ D		
13:25	MEX	10	ESQUER A		
13:25	MEX	21	I MENDEZ		
13:25	MEX	26	OLIVO J		
13:25	ITA	1	ZHRADKA L		
13:25	ITA	2	SIMONE MA		
13:25	ITA	13	GERBINO JL		
13:25	ITA	17	SECK T		
13:25	ITA	19	SANTAGOSTINO G		
12:23	MEX	7	SALAZAR S	Receiving Touchdown (pass from BALDERRAMOS V)	19 - 28
11:32	MEX	19	VILLALOBOS G		
11:28	MEX	16	OLVERA C	2Pt Conversion - Receiving (pass from)	21 - 28
11:19	MEX	1	BALDERRAMOS V		
11:19	MEX	2	B ESPINOZA		
11:19	MEX	7	SALAZAR S		
11:19	MEX	14	OLIVERA J		
11:19	MEX	16	OLVERA C		
11:19	ITA	7	GALANTE M		
11:19	ITA	21	SCAPERROTTA L		
11:19	ITA	23	DELLA VECCHIA G		
11:19	ITA	26	PETRILLI R		
11:19	ITA	36	PICCINNI F		
09:07	ITA	17	SECK T	Receiving Touchdown (pass from ZHRADKA L)	21 - 34
08:57	ITA	19	SANTAGOSTINO G	extra point play from 5yds no good	
08:20	MEX	6	ESPINOZA C		
08:20	MEX	8	RAMIREZ D		
08:20	MEX	10	ESQUER A		

Timing and Results provided by  TISSOT




Game No: 20

Results

08:20	MEX	18	C HERNANDEZ		
08:20	MEX	21	I MENDEZ		
08:20	ITA	1	ZAHRADKA L		
08:20	ITA	2	SIMONE MA		
08:20	ITA	13	GERBINO JL		
08:20	ITA	17	SECK T		
08:20	ITA	19	SANTAGOSTINO G		
06:02	MEX	14	OLIVERA J	Receiving Touchdown (pass from B ESPINOZA)	27 - 34
05:23	MEX	16	OLVERA C	2Pt Conversion - Receiving (pass from)	29 - 34
05:08	MEX	1	BALDERRAMOS V		
05:08	MEX	2	B ESPINOZA		
05:08	MEX	14	OLIVERA J		
05:08	MEX	16	OLVERA C		
05:08	MEX	19	VILLALOBOS G		
05:08	ITA	7	GALANTE M		
05:08	ITA	21	SCAPERROTTA L		
05:08	ITA	23	DELLA VECCHIA G		
05:08	ITA	26	PETRILLI R		
05:08	ITA	36	PICCINNI F		
04:19	MEX	10	ESQUER A		
01:36	ITA	17	SECK T	Receiving Touchdown (pass from ZAHRADKA L)	29 - 40
01:36	ITA	19	SANTAGOSTINO G	extra point play from 5yds	29 - 41
01:06	MEX	6	ESPINOZA C		
01:06	MEX	8	RAMIREZ D		
01:06	MEX	18	C HERNANDEZ		
01:06	MEX	21	I MENDEZ		
01:06	MEX	26	OLIVO J		
01:06	ITA	1	ZAHRADKA L		
01:06	ITA	2	SIMONE MA		
01:06	ITA	13	GERBINO JL		
01:06	ITA	17	SECK T		
01:06	ITA	19	SANTAGOSTINO G		
01:05	MEX	1	BALDERRAMOS V		
01:05	MEX	2	B ESPINOZA		
01:05	MEX	7	SALAZAR S		
01:05	MEX	14	OLIVERA J		
01:05	MEX	19	VILLALOBOS G		
01:05	ITA	7	GALANTE M		
01:05	ITA	21	SCAPERROTTA L		
01:05	ITA	23	DELLA VECCHIA G		
01:05	ITA	26	PETRILLI R		
01:05	ITA	36	PICCINNI F		

Legend:				
(C) Captain	DEF TD Defensive Touchdown	PAT Points after Touchdown	Pt Point	
Pts Points				

Timing and Results provided by  TISSOT





Game No: 18 Field 1

Start List

DEN vs FRA

Referee: MALY Filip (CZE)
Down Judge: HIRASAWA Koichiro (JPN)
Field Judge: Negishi TSUTOMO (JPN)
Side Judge: COURTNEY Orr (USA)

DEN - Denmark

Offense

No.	Name	Position
1	MANDORF Jon Barnekow	Offense
3	BROGE-STARCK Oscar Omo	Offense
6	URTH Magnus	Offense
7	ERMLER Frederik Lochte	Offense
14	ESBENSEN Mads	Offense
87	HOLMSTRUP Kristoffer	Offense
89	BRANDT Rasmus	Offense

Head Coach Vincent MACHI (USA)

Defense

Shirt: white Shorts: white

No.	Name	Position
12	CIMADON Alexander	Defense
23	JOHANSEN Niklas Dyrby	Defense
24	NORUP Rasmus Thykaer	Defense
28	GUFLER Emil Hertz	Defense
81	HANSEN Jonas Bo	Defense

FRA - France

Offense

No.	Name	Position
1	LAROSE Florian	Offense
6	ROSALIE Ralph	Offense
8	Mathieu DAYRES	Offense
9	BREMOND Francois	Offense
11	THOUARY Camille	Offense
17	FORTES Stephane	Offense
19	HARRISON Scott	Offense

Head Coach RIQUIN Anthony

Defense

Shirt: blue Shorts: blue

No.	Name	Position
7	VASCONCELOS Corentin	Defense
13	SABATINO Damien	Defense
20	LEMOINE Vincent	Defense
21	SAID Wadjih	Defense
24	DARMANA Adrien	Defense

Legend:
(C) Captain No. Shirt Number

Timing and Results provided by  TISSOT

USFMTEAM5-----SF5-000200--_C51 2

Report Created TUE 12 JUL 2022 20:17

Page 1 / 1





Game No: 18

Results

DEN 34 - 40 FRA

Referee: MALY Filip (CZE)
Down Judge: HIRASAWA Koichiro (JPN)
Field Judge: Negishi TSUTOMO (JPN)
Side Judge: COURTNEY Orr (USA)

	H1	H2	Total
DEN	6	28	34
FRA	19	21	40

DEN - Denmark

No.	Name	Touchdown			PAT (1-Pt)	PAT (2-Pts)	Safety	DEF TD
		Passing	Rushing	Receiving				
1	MANDORF Jon Barnekow			2				
3	BROGE-STARCK Oscar Omo				2 / 2			
6	URTH Magnus							
7	ERMLER Frederik Lochte	5						
12	CIMADON Alexander							
14	ESBENSEN Mads							
23	JOHANSEN Niklas Dyrby					0 / 1		
24	NORUP Rasmus Thykaer							
28	GUFLEER Emil Hertz							
81	HANSEN Jonas Bo			1	1 / 1			
87	HOLMSTRUP Kristoffer			2				
89	BRANDT Rasmus				1 / 1			
Total:		5		5	4 / 4	0 / 1		

FRA - France

No.	Name	Touchdown			PAT (1-Pt)	PAT (2-Pts)	Safety	DEF TD
		Passing	Rushing	Receiving				
1	LAROSE Florian							
6	ROSALIE Ralph	1			1 / 2			
7	VASCONCELOS Corentin							
8	Mathieu DAYRES			1				
9	BREMOND Francois			1				
11	THOUARY Camille							
13	SABATINO Damien	5			3 / 4			
17	FORTES Stephane			2				
19	HARRISON Scott			2				
20	LEMOINE Vincent							
21	SAID Wadjihé							
24	DARMANA Adrien							
Total:		6		6	4 / 6			


Timing and Results provided by  TISSOT



Game No: 18

Results

1st Half					
Time	Team	No.	Name	Action	Score
20:00	DEN	1	MANDORF JB		
20:00	DEN	6	URTH M		
20:00	DEN	23	JOHANSEN ND		
20:00	DEN	24	NORUP RT		
20:00	DEN	81	HANSEN JB		
20:00	FRA	6	ROSALIE R		
20:00	FRA	9	BREMOND F		
20:00	FRA	13	SABATINO D		
20:00	FRA	17	FORTES S		
20:00	FRA	19	HARRISON S		
17:48	FRA	17	FORTES S	Receiving Touchdown (pass from SABATINO D)	0 - 6
17:22	DEN	1	MANDORF JB		
17:06	FRA	6	ROSALIE R	extra point play from 5yds no good	
16:52	DEN	6	URTH M		
16:52	DEN	23	JOHANSEN ND		
16:52	DEN	24	NORUP RT		
16:52	DEN	28	GUFLER EH		
16:52	DEN	81	HANSEN JB		
16:52	FRA	6	ROSALIE R		
16:52	FRA	9	BREMOND F		
16:52	FRA	13	SABATINO D		
16:52	FRA	17	FORTES S		
16:52	FRA	19	HARRISON S		
15:21	DEN	14	ESBENSEN M		
14:58	DEN	1	MANDORF JB	Receiving Touchdown (pass from ERMILER FL)	6 - 6
14:12	DEN	7	ERMLER FL		
13:54	DEN	23	JOHANSEN ND	2Pt Conversion - Receiving (pass from)	
13:46	DEN	1	MANDORF JB		
13:46	DEN	3	BROGE-STARCK OO		
13:46	DEN	87	HOLMSTRUP K		
13:46	DEN	89	BRANDT R		
13:46	FRA	1	LAROSE F		
13:46	FRA	7	VASCONCELOS C		
13:46	FRA	20	LEMOINE V		
13:46	FRA	21	SAID W		
13:46	FRA	24	DARMANA A		
12:03	FRA	19	HARRISON S	Receiving Touchdown (pass from SABATINO D)	6 - 12
11:23	FRA	13	SABATINO D	extra point play from 5yds no good	
11:10	DEN	6	URTH M		
11:10	DEN	23	JOHANSEN ND		
11:10	DEN	24	NORUP RT		
11:10	DEN	28	GUFLER EH		
11:10	DEN	81	HANSEN JB		
11:10	FRA	6	ROSALIE R		
11:10	FRA	8	M DAYRES		
11:10	FRA	13	SABATINO D		
11:10	FRA	17	FORTES S		
11:10	FRA	19	HARRISON S		
07:42	DEN	3	BROGE-STARCK OO		
06:38	DEN	1	MANDORF JB		
06:38	DEN	7	ERMLER FL		
06:38	DEN	14	ESBENSEN M		
06:38	DEN	87	HOLMSTRUP K		
06:38	DEN	89	BRANDT R		
06:38	FRA	1	LAROSE F		
06:38	FRA	7	VASCONCELOS C		

Timing and Results provided by  TISSOT






Game No: 18

Results

06:38	FRA	20	LEMOINE V		
06:38	FRA	21	SAID W		
06:38	FRA	24	DARMANA A		
02:50	FRA	13	SABATINO D		
01:59	FRA	11	THOUARY C		
00:08	FRA	9	BREMOND F	Receiving Touchdown (pass from ROSALIE R)	6 - 18
00:08	FRA	13	SABATINO D	extra point play from 5yds	6 - 19
00:08	DEN	23	JOHANSEN ND		
00:08	DEN	24	NORUP RT		
00:08	DEN	28	GUFLER EH		
00:08	DEN	81	HANSEN JB		
00:08	FRA	6	ROSALIE R		
00:08	FRA	8	M DAYRES		
00:08	FRA	9	BREMOND F		
00:08	FRA	13	SABATINO D		
00:08	FRA	19	HARRISON S		

2nd Half

Time	Team	No.	Name	Action	Score
20:00	DEN	1	MANDORF JB		
20:00	DEN	3	BROGE-STARCK OO		
20:00	DEN	7	ERMLER FL		
20:00	DEN	14	ESBENSEN M		
20:00	DEN	87	HOLMSTRUP K		
20:00	FRA	1	LAROSE F		
20:00	FRA	7	VASCONCELOS C		
20:00	FRA	20	LEMOINE V		
20:00	FRA	21	SAID W		
20:00	FRA	24	DARMANA A		
18:24	DEN	87	HOLMSTRUP K	Receiving Touchdown (pass from ERMLER FL)	12 - 19
18:04	DEN	14	ESBENSEN M		
17:48	DEN	89	BRANDT R	extra point play from 5yds	13 - 19
17:39	DEN	1	MANDORF JB		
17:39	DEN	3	BROGE-STARCK OO		
17:39	DEN	87	HOLMSTRUP K		
17:39	FRA	1	LAROSE F		
17:39	FRA	7	VASCONCELOS C		
17:39	FRA	20	LEMOINE V		
17:39	FRA	21	SAID W		
17:39	FRA	24	DARMANA A		
16:51	FRA	8	M DAYRES	Receiving Touchdown (pass from SABATINO D)	13 - 25
16:22	DEN	7	ERMLER FL		
16:22	DEN	12	CIMADON A		
16:03	FRA	13	SABATINO D	extra point play from 5yds	13 - 26
15:51	DEN	6	URTH M		
15:51	DEN	23	JOHANSEN ND		
15:51	DEN	24	NORUP RT		
15:51	DEN	28	GUFLER EH		
15:51	DEN	89	BRANDT R		
15:51	FRA	6	ROSALIE R		
15:51	FRA	9	BREMOND F		
15:51	FRA	13	SABATINO D		
15:51	FRA	19	HARRISON S		
14:11	DEN	7	ERMLER FL		
12:59	DEN	89	BRANDT R		
12:44	DEN	87	HOLMSTRUP K	Receiving Touchdown (pass from ERMLER FL)	19 - 26
12:29	DEN	3	BROGE-STARCK OO	extra point play from 5yds	20 - 26
12:19	DEN	7	ERMLER FL		
12:19	DEN	14	ESBENSEN M		

Timing and Results provided by  TISSOT





Game No: 18

Results

12:19	DEN	87	HOLMSTRUP K		
12:19	FRA	7	VASCONCELOS C		
12:19	FRA	20	LEMOINE V		
12:19	FRA	21	SAID W		
12:19	FRA	24	DARMANA A		
10:09	FRA	8	M DAYRES		
09:39	FRA	11	THOUARY C		
09:17	FRA	17	FORTES S	Receiving Touchdown (pass from SABATINO D)	20 - 32
08:39	FRA	13	SABATINO D	extra point play from 5yds	20 - 33
08:31	DEN	3	BROGE-STARCK OO		
08:31	DEN	24	NORUP RT		
08:31	DEN	28	GUFLER EH		
08:31	DEN	81	HANSEN JB		
08:31	FRA	6	ROSALIE R		
08:31	FRA	8	M DAYRES		
08:31	FRA	9	BREMOND F		
08:31	FRA	13	SABATINO D		
08:31	FRA	17	FORTES S		
07:35	DEN	1	MANDORF JB	Receiving Touchdown (pass from ERMLER FL)	26 - 33
07:24	DEN	14	ESBENSEN M		
07:00	DEN	6	URTH M		
06:46	DEN	3	BROGE-STARCK OO	extra point play from 5yds	27 - 33
06:41	DEN	1	MANDORF JB		
06:41	DEN	3	BROGE-STARCK OO		
06:41	DEN	7	ERMLER FL		
06:41	DEN	87	HOLMSTRUP K		
06:41	DEN	89	BRANDT R		
06:41	FRA	7	VASCONCELOS C		
06:41	FRA	11	THOUARY C		
06:41	FRA	20	LEMOINE V		
06:41	FRA	21	SAID W		
06:41	FRA	24	DARMANA A		
03:14	FRA	19	HARRISON S	Receiving Touchdown (pass from SABATINO D)	27 - 39
02:54	FRA	8	M DAYRES		
02:34	FRA	19	HARRISON S		
02:27	FRA	6	ROSALIE R	extra point play from 5yds	27 - 40
02:18	DEN	6	URTH M		
02:18	DEN	23	JOHANSEN ND		
02:18	DEN	24	NORUP RT		
02:18	DEN	28	GUFLER EH		
02:18	FRA	6	ROSALIE R		
02:18	FRA	11	THOUARY C		
02:18	FRA	13	SABATINO D		
02:18	FRA	17	FORTES S		
01:01	DEN	3	BROGE-STARCK OO		
01:01	DEN	7	ERMLER FL		
01:01	DEN	14	ESBENSEN M		
01:01	DEN	87	HOLMSTRUP K		
00:48	DEN	23	JOHANSEN ND		
00:48	DEN	24	NORUP RT		
00:48	DEN	28	GUFLER EH		
00:48	FRA	7	VASCONCELOS C		
00:48	DEN	1	MANDORF JB		
00:00	DEN	81	HANSEN JB	Receiving Touchdown (pass from ERMLER FL)	33 - 40
00:00	DEN	81	HANSEN JB	extra point play from 5yds	34 - 40

Legend:				
(C) Captain	DEF TD Defensive Touchdown	PAT Points after Touchdown	Pt Point	
Pts Points				

Timing and Results provided by  TISSOT





Game No: 14 Field 1

Start List

DEN vs MEX

Referee: PETIT Sebastien (FRA)
Down Judge: ABRAMS Desiree (USA)
Field Judge: MALY Filip (CZE)
Side Judge: KECK Stephan (SUI)

DEN - Denmark

Offense

No.	Name	Position
1	MANDORF Jon Barnekow	Offense
3	BROGE-STARCK Oscar Omo	Offense
6	URTH Magnus	Offense
7	ERMLER Frederik Lochte	Offense
14	ESBENSEN Mads	Offense
87	HOLMSTRUP Kristoffer	Offense
89	BRANDT Rasmus	Offense

Head Coach Vincent MACHI (USA)

Defense

Shirt: white Shorts: white

No.	Name	Position
12	CIMADON Alexander	Defense
23	JOHANSEN Niklas Dyrby	Defense
24	NORUP Rasmus Thykaer	Defense
28	GUFLER Emil Hertz	Defense
81	HANSEN Jonas Bo	Defense

MEX - Mexico

Offense

No.	Name	Position
1	BALDERRAMOS Victor	Offense
2	Bruno ESPINOZA	Offense
6	ESPINOZA Carlos	Offense
7	SALAZAR Said	Offense
14	OLIVERA Jorge	Offense
16	OLVERA Carlos	Offense
18	Cosme HERNANDEZ	Offense
19	VILLALOBOS Guillermo	Offense


Head Coach ALFARO Fernando

Defense

Shirt: green Shorts: black

No.	Name	Position
8	RAMIREZ David	Defense
10	ESQUER Alejandro	Defense
21	Ivan Roberto MENDEZ	Defense
26	OLIVO Joshua	Defense

Legend:
(C) Captain No. Shirt Number

Timing and Results provided by  TISSOT

USFMTEAM5-----QFNL000300--_C51 2

Report Created TUE 12 JUL 2022 14:37

Page 1 / 1





Game No: 14

Results

DEN 18 - 34 MEX

Referee: PETIT Sebastien (FRA)
Down Judge: ABRAMS Desiree (USA)
Field Judge: MALY Filip (CZE)
Side Judge: KECK Stephan (SUI)


	H1	H2	Total
DEN	18	0	18
MEX	34	0	34

DEN - Denmark

No.	Name	Touchdown			PAT (1-Pt)	PAT (2-Pts)	Safety	DEF TD
		Passing	Rushing	Receiving				
1	MANDORF Jon Barnekow	1						
3	BROGE-STARCK Oscar Omo							
6	URTH Magnus							
7	ERMLER Frederik Lochte	2				0 / 2		
12	CIMADON Alexander							
14	ESBENSEN Mads			1				
23	JOHANSEN Niklas Dyrby							
24	NORUP Rasmus Thykaer							
28	GUFLEER Emil Hertz							
81	HANSEN Jonas Bo					0 / 1		
87	HOLMSTRUP Kristoffer							
89	BRANDT Rasmus			2				
Total:		3		3		0 / 3		

MEX - Mexico

No.	Name	Touchdown			PAT (1-Pt)	PAT (2-Pts)	Safety	DEF TD
		Passing	Rushing	Receiving				
1	BALDERRAMOS Victor	4			0 / 1			
2	Bruno ESPINOZA	1			1 / 1	0 / 1		
6	ESPINOZA Carlos							
7	SALAZAR Said				1 / 1			
8	RAMIREZ David							
10	ESQUER Alejandro							
14	OLIVERA Jorge			2				
16	OLVERA Carlos			2	1 / 1			
18	Cosme HERNANDEZ							
19	VILLALOBOS Guillermo			1	1 / 1			
21	Ivan Roberto MENDEZ							
26	OLIVO Joshua							
Total:		5		5	4 / 5	0 / 1		

Timing and Results provided by  TISSOT





Game No: 14

Results

1st Half					
Time	Team	No.	Name	Action	Score
20:00	MEX	6	ESPINOZA C		
20:00	MEX	8	RAMIREZ D		
20:00	MEX	10	ESQUER A		
20:00	MEX	21	I MENDEZ		
20:00	MEX	26	OLIVO J		
20:00	DEN	1	MANDORF JB		
20:00	DEN	7	ERMLER FL		
20:00	DEN	14	ESBENSEN M		
20:00	DEN	81	HANSEN JB		
20:00	DEN	87	HOLMSTRUP K		
19:20	MEX	7	SALAZAR S		
18:43	DEN	1	MANDORF JB		
18:03	MEX	16	OLVERA C		
17:31	DEN	14	ESBENSEN M		
17:21	DEN	89	BRANDT R	Receiving Touchdown (pass from ERMLER FL)	6 - 0
16:49	MEX	19	VILLALOBOS G		
16:45	DEN	7	ERMLER FL	2Pt Conversion - Receiving (pass from)	
16:32	DEN	1	MANDORF JB		
16:32	DEN	7	ERMLER FL		
16:32	DEN	87	HOLMSTRUP K		
16:32	DEN	89	BRANDT R		
16:32	MEX	6	ESPINOZA C		
16:32	MEX	8	RAMIREZ D		
16:32	MEX	10	ESQUER A		
16:32	MEX	21	I MENDEZ		
16:32	MEX	26	OLIVO J		
16:17	MEX	14	OLIVERA J	Receiving Touchdown (pass from BALDERRAMOS V)	6 - 6
15:22	MEX	1	BALDERRAMOS V	extra point play from 5yds no good	
13:46	MEX	16	OLVERA C	extra point play from 5yds	6 - 7
13:46	DEN	12	CIMADON A		
13:46	DEN	23	JOHANSEN ND		
13:46	DEN	24	NORUP RT		
13:46	DEN	28	GUFLER EH		
13:46	DEN	81	HANSEN JB		
13:46	MEX	1	BALDERRAMOS V		
13:46	MEX	2	B ESPINOZA		
13:46	MEX	7	SALAZAR S		
13:46	MEX	14	OLIVERA J		
13:46	MEX	16	OLVERA C		
13:24	DEN	12	CIMADON A		
13:08	DEN	14	ESBENSEN M	Receiving Touchdown (pass from ERMLER FL)	12 - 7
12:27	DEN	7	ERMLER FL	2Pt Conversion - Receiving (pass from)	
12:19	DEN	1	MANDORF JB		
12:19	DEN	6	URTH M		
12:19	DEN	7	ERMLER FL		
12:19	DEN	14	ESBENSEN M		
12:19	DEN	87	HOLMSTRUP K		
12:19	MEX	6	ESPINOZA C		
12:19	MEX	8	RAMIREZ D		
12:19	MEX	10	ESQUER A		
12:19	MEX	21	I MENDEZ		
12:19	MEX	26	OLIVO J		
11:42	DEN	23	JOHANSEN ND		
11:42	DEN	24	NORUP RT		
11:42	DEN	28	GUFLER EH		
11:42	DEN	81	HANSEN JB		

Timing and Results provided by  TISSOT





Game No: 14

Results

11:42	MEX	2	B ESPINOZA		
11:42	MEX	14	OLIVERA J		
11:42	MEX	16	OLVERA C		
11:42	MEX	19	VILLALOBOS G		
10:45	DEN	1	MANDORF JB		
10:45	DEN	3	BROGE-STARCK OO		
10:45	DEN	6	URTH M		
10:45	DEN	14	ESBENSEN M		
10:45	DEN	87	HOLMSTRUP K		
10:45	MEX	6	ESPINOZA C		
10:45	MEX	8	RAMIREZ D		
10:45	MEX	10	ESQUER A		
10:45	MEX	26	OLIVO J		
10:13	MEX	16	OLVERA C		
09:34	MEX	16	OLVERA C	Receiving Touchdown (pass from BALDERRAMOS V)	12 - 13
09:23	DEN	12	CIMADON A		
09:23	DEN	23	JOHANSEN ND		
09:23	DEN	24	NORUP RT		
09:23	DEN	28	GUFLER EH		
09:23	DEN	81	HANSEN JB		
09:23	MEX	1	BALDERRAMOS V		
09:23	MEX	2	B ESPINOZA		
09:23	MEX	7	SALAZAR S		
09:23	MEX	14	OLIVERA J		
09:23	MEX	19	VILLALOBOS G		
09:07	MEX	2	B ESPINOZA	2Pt Conversion - Receiving (pass from)	
09:06	DEN	12	CIMADON A		
09:06	DEN	23	JOHANSEN ND		
09:06	DEN	24	NORUP RT		
09:06	DEN	28	GUFLER EH		
09:06	MEX	1	BALDERRAMOS V		
09:06	MEX	14	OLIVERA J		
09:06	MEX	16	OLVERA C		
09:06	MEX	19	VILLALOBOS G		
08:47	DEN	1	MANDORF JB		
08:47	DEN	6	URTH M		
08:47	DEN	7	ERMLER FL		
08:47	DEN	14	ESBENSEN M		
08:47	DEN	87	HOLMSTRUP K		
08:47	MEX	6	ESPINOZA C		
08:47	MEX	8	RAMIREZ D		
08:47	MEX	10	ESQUER A		
08:47	MEX	21	I MENDEZ		
08:47	MEX	26	OLIVO J		
06:55	DEN	1	MANDORF JB		
06:55	DEN	7	ERMLER FL		
06:55	DEN	14	ESBENSEN M		
06:55	DEN	87	HOLMSTRUP K		
06:55	MEX	6	ESPINOZA C		
06:55	MEX	8	RAMIREZ D		
06:55	MEX	10	ESQUER A		
06:55	MEX	21	I MENDEZ		
05:01	MEX	16	OLVERA C	Receiving Touchdown (pass from BALDERRAMOS V)	12 - 19
04:45	MEX	19	VILLALOBOS G	extra point play from 5yds	12 - 20
04:26	MEX	19	VILLALOBOS G		
03:28	MEX	14	OLIVERA J	Receiving Touchdown (pass from B ESPINOZA)	12 - 26
03:06	MEX	7	SALAZAR S	extra point play from 5yds	12 - 27
02:29	DEN	12	CIMADON A		
02:29	DEN	23	JOHANSEN ND		

Timing and Results provided by  TISSOT






Game No: 14

Results

02:29	DEN	24	NORUP RT		
02:29	DEN	28	GUFLER EH		
02:29	MEX	1	BALDERRAMOS V		
02:29	MEX	2	B ESPINOZA		
02:29	MEX	7	SALAZAR S		
02:29	MEX	14	OLIVERA J		
02:29	MEX	16	OLVERA C		
01:11	MEX	6	ESPINOZA C		
00:41	MEX	18	C HERNANDEZ		
00:27	DEN	14	ESBENSEN M		
00:20	DEN	89	BRANDT R	Receiving Touchdown (pass from MANDORF JB)	18 - 27
00:13	DEN	81	HANSEN JB	2Pt Conversion - Receiving (pass from)	
00:13	MEX	6	ESPINOZA C		
00:13	MEX	8	RAMIREZ D		
00:13	MEX	10	ESQUER A		
00:13	MEX	21	I MENDEZ		
00:13	MEX	26	OLIVO J		
00:13	DEN	1	MANDORF JB		
00:13	DEN	7	ERMLER FL		
00:13	DEN	87	HOLMSTRUP K		
00:13	DEN	89	BRANDT R		
00:05	MEX	19	VILLALOBOS G	Receiving Touchdown (pass from BALDERRAMOS V)	18 - 33
00:05	MEX	2	B ESPINOZA	extra point play from 5yds	18 - 34
00:00	DEN	12	CIMADON A		
00:00	MEX	19	VILLALOBOS G		

2nd Half					
Time	Team	No.	Name	Action	Score
20:00	DEN	1	MANDORF JB		
20:00	DEN	3	BROGE-STARCK OO		
20:00	DEN	6	URTH M		
20:00	DEN	7	ERMLER FL		
20:00	DEN	87	HOLMSTRUP K		
20:00	MEX	8	RAMIREZ D		
20:00	MEX	10	ESQUER A		
20:00	MEX	18	C HERNANDEZ		
20:00	MEX	21	I MENDEZ		
20:00	MEX	26	OLIVO J		
03:25	DEN	3	BROGE-STARCK OO		
02:50	DEN	14	ESBENSEN M		
02:45	DEN	6	URTH M		
02:00	DEN	1	MANDORF JB		
01:54	DEN	81	HANSEN JB		
01:36	DEN	6	URTH M		
01:36	DEN	7	ERMLER FL		
01:36	DEN	87	HOLMSTRUP K		
01:36	DEN	89	BRANDT R		

Legend:				
(C) Captain	DEF TD Defensive Touchdown	PAT	Points after Touchdown	Pt Point
Pts Points				

Timing and Results provided by  TISSOT





Game No: 16 Field 2

Start List

AUT vs PAN

Referee: CASTAING Cedric (FRA)
Down Judge: AGEBRINK Markus (SWE)
Field Judge: PESSOA Giane (BRA)
Side Judge: KOTLIAR Allan (USA)

AUT - Austria

Offense

No.	Name	Position
9	WASSHUBER Felix	Offense
10	MAROLT Sebastian	Offense
11	PRANDL Johannes	Offense
13	STUR Martin	Offense
20	BRAUER Gregor	Offense
37	HOCHLEITNER Daniel	Offense

Head Coach HAZDRA Florian

Defense

Shirt: red Shorts: black

No.	Name	Position
1	Philip HARTMANN	Defense
2	KINDL Daniel	Defense
3	WOLF Benedikt	Defense
7	HILLEBRAND Maximilian	Defense
8	KARL Michael	Defense
84	WOLF Sebastian	Defense

PAN - Panama

Offense

No.	Name	Position
1	ROGERS Jofiel	Offense
2	ALLEN Dennis	Offense
3	Joshua SCOTT	Offense
9	Alberto GARCIA de PAREDES	Offense
13	QUIJANO Ricardo Jesus	Offense
16	ROUX Alvaro	Offense
29	JAEN Jayson	Offense


Head Coach MORTAZAVI Saaid (USA)

Defense

Shirt: blue Shorts: black

No.	Name	Position
5	ROUX Adrian	Defense
7	AVILA Jorge Luis	Defense
25	MEXIL Jose	Defense
82	AGUILERA Cesar	Defense
88	PREPVILLE Hugo	Defense

Legend:
(C) Captain No. Shirt Number

Timing and Results provided by  TISSOT



Game No: 16

Results

AUT 18 - 7 PAN

Referee: CASTAING Cedric (FRA)
Down Judge: AGEBRINK Markus (SWE)
Field Judge: PESSOA Giane (BRA)
Side Judge: KOTLIAR Allan (USA)


	H1	H2	Total
AUT	12	6	18
PAN	0	7	7

AUT - Austria

No.	Name	Touchdown			PAT (1-Pt)	PAT (2-Pts)	Safety	DEF TD
		Passing	Rushing	Receiving				
1	Philip HARTMANN							
2	KINDL Daniel							
3	WOLF Benedikt							
7	HILLEBRAND Maximilian							
8	KARL Michael							
9	WASSHUBER Felix	3			0 / 2	0 / 1		
10	MAROLT Sebastian							
11	PRANDL Johannes							
13	STUR Martin							
20	BRAUER Gregor							
37	HOCHLEITNER Daniel			3				
84	WOLF Sebastian							
Total:		3		3	0 / 2	0 / 1		

PAN - Panama

No.	Name	Touchdown			PAT (1-Pt)	PAT (2-Pts)	Safety	DEF TD
		Passing	Rushing	Receiving				
1	ROGERS Jofiel			1				
2	ALLEN Dennis							
3	Joshua SCOTT							
5	ROUX Adrian							
7	AVILA Jorge Luis							
9	Alberto GARCIA de PAREDES							
13	QUIJANO Ricardo Jesus							
16	ROUX Alvaro	1						
25	MEXIL Jose							
(S)	JAEN Jayson				1 / 1			
82	AGUILERA Cesar							
88	PREPVILLE Hugo							
Total:		1		1	1 / 1			

Timing and Results provided by  TISSOT






Game No: 16

Results

1st Half					
Time	Team	No.	Name	Action	Score
20:00	AUT	9	WASSHUBER F		
20:00	AUT	10	MAROLT S		
20:00	AUT	11	PRANDL J		
20:00	AUT	13	STUR M		
20:00	AUT	37	HOCHLEITNER D		
20:00	PAN	2	ALLEN D		
20:00	PAN	5	ROUX A		
20:00	PAN	7	AVILA JL		
20:00	PAN	25	MEXIL J		
20:00	PAN	88	PREPVILLE H		
17:29	PAN	2	ALLEN D		
16:54	PAN	3	J SCOTT		
16:54	PAN	25	MEXIL J		
16:54	PAN	88	PREPVILLE H		
16:25	AUT	9	WASSHUBER F		
16:25	AUT	10	MAROLT S		
16:25	AUT	11	PRANDL J		
16:25	AUT	13	STUR M		
16:25	AUT	37	HOCHLEITNER D		
16:25	PAN	5	ROUX A		
16:25	PAN	7	AVILA JL		
16:25	PAN	82	AGUILERA C		
12:18	AUT	1	P HARTMANN		
12:18	AUT	2	KINDL D		
12:18	AUT	3	WOLF B		
12:18	AUT	7	HILLEBRAND M		
12:18	AUT	84	WOLF S		
12:18	PAN	1	ROGERS J		
12:18	PAN	2	ALLEN D		
12:18	PAN	13	QUIJANO RJ		
12:18	PAN	16	ROUX A		
12:18	PAN	29	JAEN J		
09:19	AUT	37	HOCHLEITNER D	Receiving Touchdown (pass from WASSHUBER F)	6 - 0
07:24	AUT	9	WASSHUBER F	extra point play from 5yds no good	
07:11	AUT	9	WASSHUBER F		
07:11	AUT	10	MAROLT S		
07:11	AUT	11	PRANDL J		
07:11	AUT	13	STUR M		
07:11	AUT	37	HOCHLEITNER D		
07:11	PAN	5	ROUX A		
07:11	PAN	7	AVILA JL		
07:11	PAN	25	MEXIL J		
07:11	PAN	82	AGUILERA C		
07:11	PAN	88	PREPVILLE H		
06:07	PAN	13	QUIJANO RJ		
04:15	PAN	3	J SCOTT		
04:15	PAN	7	AVILA JL		
02:34	AUT	1	P HARTMANN		
02:34	AUT	2	KINDL D		
02:34	AUT	3	WOLF B		
02:34	AUT	7	HILLEBRAND M		
02:34	AUT	84	WOLF S		
02:34	PAN	1	ROGERS J		
02:34	PAN	2	ALLEN D		
02:34	PAN	13	QUIJANO RJ		
02:34	PAN	16	ROUX A		

Timing and Results provided by  TISSOT





Game No: 16

Results

02:34	PAN	29	JAEN J		
00:15	AUT	37	HOCHLEITNER D	Receiving Touchdown (pass from WASSHUBER F)	12 - 0
00:15	AUT	9	WASSHUBER F	2Pt Conversion - Receiving (pass from)	
00:15	AUT	9	WASSHUBER F		
00:15	AUT	10	MAROLT S		
00:15	AUT	11	PRANDL J		
00:15	AUT	13	STUR M		
00:15	AUT	37	HOCHLEITNER D		
00:15	PAN	5	ROUX A		
00:15	PAN	7	AVILA JL		
00:15	PAN	82	AGUILERA C		
00:15	PAN	88	PREPVILLE H		
00:02	PAN	1	ROGERS J		
00:02	PAN	3	J SCOTT		

2nd Half					
Time	Team	No.	Name	Action	Score
20:00	AUT	1	P HARTMANN		
20:00	AUT	2	KINDL D		
20:00	AUT	3	WOLF B		
20:00	AUT	7	HILLEBRAND M		
20:00	AUT	84	WOLF S		
20:00	PAN	1	ROGERS J		
20:00	PAN	3	J SCOTT		
20:00	PAN	13	QUIJANO RJ		
20:00	PAN	16	ROUX A		
20:00	PAN	29	JAEN J		
19:13	PAN	1	ROGERS J	Receiving Touchdown (pass from ROUX A)	12 - 6
18:48	PAN	16	ROUX A		
17:42	PAN	2	ALLEN D		
17:42	PAN	29	JAEN J	extra point play from 5yds	12 - 7
17:42	AUT	1	P HARTMANN		
17:42	AUT	2	KINDL D		
17:42	AUT	3	WOLF B		
17:42	AUT	7	HILLEBRAND M		
17:42	AUT	84	WOLF S		
17:42	PAN	1	ROGERS J		
17:42	PAN	3	J SCOTT		
17:42	PAN	13	QUIJANO RJ		
17:42	PAN	16	ROUX A		
17:42	PAN	29	JAEN J		
14:55	AUT	37	HOCHLEITNER D	Receiving Touchdown (pass from WASSHUBER F)	18 - 7
14:13	AUT	9	WASSHUBER F	extra point play from 5yds no good	
14:01	AUT	9	WASSHUBER F		
14:01	AUT	10	MAROLT S		
14:01	AUT	11	PRANDL J		
14:01	AUT	13	STUR M		
14:01	AUT	37	HOCHLEITNER D		
14:01	PAN	5	ROUX A		
14:01	PAN	7	AVILA JL		
14:01	PAN	25	MEXIL J		
14:01	PAN	82	AGUILERA C		
14:01	PAN	88	PREPVILLE H		
09:45	AUT	1	P HARTMANN		
09:45	AUT	2	KINDL D		
09:45	AUT	3	WOLF B		
09:45	AUT	7	HILLEBRAND M		
09:45	AUT	84	WOLF S		
09:45	PAN	1	ROGERS J		

Timing and Results provided by  TISSOT





Game No: 16

Results

09:45	PAN	2	ALLEN D		
09:45	PAN	3	J SCOTT		
09:45	PAN	13	QUIJANO RJ		
09:45	PAN	16	ROUX A		
07:34	AUT	37	HOCHLEITNER D		
07:34	PAN	9	A GARCIA de PAREDE		
05:05	AUT	9	WASSHUBER F		
05:05	AUT	10	MAROLT S		
05:05	AUT	11	PRANDL J		
05:05	AUT	13	STUR M		
05:05	AUT	20	BRAUER G		
05:05	PAN	5	ROUX A		
05:05	PAN	7	AVILA JL		
05:05	PAN	29	JAEN J		
05:05	PAN	82	AGUILERA C		
05:05	PAN	88	PREPVILLE H		
03:02	PAN	29	JAEN J		
02:50	PAN	13	QUIJANO RJ		
02:30	PAN	3	J SCOTT		
02:25	AUT	1	P HARTMANN		
02:25	AUT	2	KINDL D		
02:25	AUT	3	WOLF B		
02:25	AUT	7	HILLEBRAND M		
02:25	AUT	84	WOLF S		
02:25	PAN	1	ROGERS J		
02:25	PAN	2	ALLEN D		
02:25	PAN	13	QUIJANO RJ		
02:25	PAN	16	ROUX A		

Legend:				
(C) Captain	DEF TD Defensive Touchdown	PAT	Points after Touchdown	Pt Point
Pts Points				

Timing and Results provided by  TISSOT





Game No: 15 Field 1

Start List

ITA vs FRA

Referee: COLEMAN Ramaal (USA)
Down Judge: GARAGAN Emma-Claire (CAN)
Field Judge: SELA Omer (ISR)
Side Judge: COURTNEY Orr (USA)

ITA - Italy

Offense

No.	Name	Position
1	ZAHRADKA Luke	Offense
2	SIMONE Mark Andrew	Offense
13	GERBINO Jared Lee	Offense
17	SECK Tamsir	Offense
19	SANTAGOSTINO Gianluca	Offense
26	PETRILLI Riccardo	Offense

Head Coach GERBALDI Giorgio

Defense

Shirt: white Shorts: white

No.	Name	Position
3	FRAZZETTO Gerardo	Defense
7	GALANTE Matteo	Defense
21	SCAPERROTTA Lorenzo	Defense
23	DELLA VECCHIA Giuseppe	Defense
36	PICCINNI Flavio	Defense
88	MOZZANICA Matteo	Defense

FRA - France

Offense

No.	Name	Position
1	LAROSE Florian	Offense
6	ROSALIE Ralph	Offense
8	Mathieu DAYRES	Offense
9	BREMOND Francois	Offense
11	THOUARY Camille	Offense
17	FORTES Stephane	Offense
19	HARRISON Scott	Offense


Head Coach RIQUIN Anthony

Defense

Shirt: blue Shorts: blue

No.	Name	Position
7	VASCONCELOS Corentin	Defense
13	SABATINO Damien	Defense
20	LEMOINE Vincent	Defense
21	SAID Wadjih	Defense
24	DARMANA Adrien	Defense

Legend:
(C) Captain No. Shirt Number

Timing and Results provided by  TISSOT

USFMTEAM5-----QFNL000400--_C51 3

Report Created TUE 12 JUL 2022 17:01

Page 1 / 1





Game No: 15

Results

ITA 41 - 38 FRA

Referee: COLEMAN Ramaal (USA)
Down Judge: GARAGAN Emma-Claire (CAN)
Field Judge: SELA Omer (ISR)
Side Judge: COURTNEY Orr (USA)


	H1	H2	Total
ITA	20	21	41
FRA	20	18	38

ITA - Italy

No.	Name	Touchdown			PAT (1-Pt)	PAT (2-Pts)	Safety	DEF TD
		Passing	Rushing	Receiving				
1	ZAHRAKKA Luke	6						
2	SIMONE Mark Andrew			4	1 / 2	1 / 1		
3	FRAZZETTO Gerardo							
7	GALANTE Matteo							
13	GERBINO Jared Lee			1	1 / 2			
17	SECK Tamsir							
19	SANTAGOSTINO Gianluca			1	1 / 1			
21	SCAPERROTTA Lorenzo							
23	DELLA VECCHIA Giuseppe							
26	PETRILLI Riccardo							
36	PICCINNI Flavio							
88	MOZZANICA Matteo							
Total:		6		6	3 / 5	1 / 1		

FRA - France

No.	Name	Touchdown			PAT (1-Pt)	PAT (2-Pts)	Safety	DEF TD
		Passing	Rushing	Receiving				
1	LAROSE Florian							
6	ROSALIE Ralph							
7	VASCONCELOS Corentin							
8	Mathieu DAYRES							
9	BREMOND Francois			1		0 / 1		
11	THOUARY Camille	1						
13	SABATINO Damien	4			0 / 1			
17	FORTES Stephane			2	1 / 2			
19	HARRISON Scott	1		1	1 / 2			
20	LEMOINE Vincent							
21	SAID Wadjih			1				
24	DARMANA Adrien			1				
Total:		6		6	2 / 5	0 / 1		


Timing and Results provided by  TISSOT



Game No: 15

Results

1st Half					
Time	Team	No.	Name	Action	Score
20:00	ITA	1	ZAHRADKA L		
20:00	ITA	2	SIMONE MA		
20:00	ITA	3	FRAZZETTO G		
20:00	ITA	21	SCAPERROTTA L		
20:00	ITA	23	DELLA VECCHIA G		
20:00	FRA	13	SABATINO D		
20:00	FRA	17	FORTES S		
20:00	FRA	19	HARRISON S		
20:00	FRA	20	LEMOINE V		
20:00	FRA	21	SAID W		
20:00	FRA	21	SAID W	Receiving Touchdown (pass from HARRISON S)	0 - 6
18:29	FRA	19	HARRISON S	extra point play from 5yds	0 - 7
18:09	ITA	3	FRAZZETTO G		
18:09	ITA	21	SCAPERROTTA L		
18:09	ITA	23	DELLA VECCHIA G		
18:09	FRA	17	FORTES S		
18:09	FRA	19	HARRISON S		
15:57	ITA	13	GERBINO JL	Receiving Touchdown (pass from ZAHRADKA L)	6 - 7
15:24	ITA	19	SANTAGOSTINO G	extra point play from 5yds	7 - 7
15:18	FRA	7	VASCONCELOS C		
15:18	FRA	20	LEMOINE V		
15:18	FRA	21	SAID W		
12:33	ITA	1	ZAHRADKA L		
12:33	ITA	2	SIMONE MA		
12:33	ITA	13	GERBINO JL		
12:33	ITA	17	SECK T		
12:33	ITA	19	SANTAGOSTINO G		
10:54	FRA	19	HARRISON S	Receiving Touchdown (pass from SABATINO D)	7 - 13
10:09	FRA	19	HARRISON S	extra point play from 5yds no good	
10:04	ITA	7	GALANTE M		
10:04	ITA	21	SCAPERROTTA L		
10:04	ITA	23	DELLA VECCHIA G		
10:04	ITA	26	PETRILLI R		
10:04	ITA	36	PICCINNI F		
10:04	FRA	9	BREMOND F		
10:04	FRA	13	SABATINO D		
10:04	FRA	17	FORTES S		
10:04	FRA	19	HARRISON S		
08:15	ITA	1	ZAHRADKA L		
08:15	ITA	2	SIMONE MA		
08:15	ITA	13	GERBINO JL		
08:15	ITA	17	SECK T		
08:15	ITA	19	SANTAGOSTINO G		
08:15	FRA	1	LAROSE F		
08:15	FRA	7	VASCONCELOS C		
08:15	FRA	20	LEMOINE V		
08:15	FRA	21	SAID W		
04:42	ITA	7	GALANTE M		
04:42	ITA	21	SCAPERROTTA L		
04:42	ITA	23	DELLA VECCHIA G		
04:42	ITA	26	PETRILLI R		
04:42	ITA	36	PICCINNI F		
04:42	FRA	9	BREMOND F		
04:42	FRA	13	SABATINO D		
04:42	FRA	17	FORTES S		
04:42	FRA	19	HARRISON S		

Timing and Results provided by  TISSOT






Game No: 15

Results

04:03	ITA	2	SIMONE MA	Receiving Touchdown (pass from ZAHRADKA L)	13 - 13
03:29	ITA	13	GERBINO JL	extra point play from 5yds no good	
03:19	ITA	1	ZAHRADKA L		
03:19	ITA	2	SIMONE MA		
03:19	ITA	13	GERBINO JL		
03:19	ITA	17	SECK T		
03:19	ITA	19	SANTAGOSTINO G		
03:19	FRA	1	LAROSE F		
03:19	FRA	7	VASCONCELOS C		
03:19	FRA	20	LEMOINE V		
03:19	FRA	21	SAID W		
01:50	FRA	11	THOUARY C		
01:34	FRA	13	SABATINO D		
01:23	FRA	13	SABATINO D		
01:15	FRA	24	DARMANA A	Receiving Touchdown (pass from THOUARY C)	13 - 19
01:15	FRA	11	THOUARY C		
01:15	FRA	17	FORTES S	extra point play from 5yds	13 - 20
01:13	ITA	3	FRAZZETTO G		
01:13	ITA	21	SCAPERROTTA L		
01:13	ITA	23	DELLA VECCHIA G		
01:13	ITA	26	PETRILLI R		
01:13	FRA	9	BREMOND F		
01:13	FRA	13	SABATINO D		
01:13	FRA	17	FORTES S		
01:13	FRA	19	HARRISON S		
01:09	ITA	36	PICCINNI F		
00:22	ITA	7	GALANTE M		
00:22	ITA	2	SIMONE MA	Receiving Touchdown (pass from ZAHRADKA L)	19 - 20
00:22	ITA	13	GERBINO JL	extra point play from 5yds	20 - 20
00:22	ITA	1	ZAHRADKA L		
00:22	ITA	2	SIMONE MA		
00:22	ITA	13	GERBINO JL		
00:22	ITA	17	SECK T		
00:22	ITA	19	SANTAGOSTINO G		
00:22	FRA	7	VASCONCELOS C		
00:22	FRA	11	THOUARY C		
00:22	FRA	20	LEMOINE V		
00:22	FRA	21	SAID W		
00:02	ITA	26	PETRILLI R		

2nd Half					
Time	Team	No.	Name	Action	Score
20:00	ITA	1	ZAHRADKA L		
20:00	ITA	2	SIMONE MA		
20:00	ITA	13	GERBINO JL		
20:00	ITA	17	SECK T		
20:00	ITA	19	SANTAGOSTINO G		
20:00	FRA	1	LAROSE F		
20:00	FRA	7	VASCONCELOS C		
20:00	FRA	20	LEMOINE V		
20:00	FRA	21	SAID W		
20:00	FRA	24	DARMANA A		
18:51	ITA	2	SIMONE MA	Receiving Touchdown (pass from ZAHRADKA L)	26 - 20
18:13	ITA	2	SIMONE MA	extra point play from 5yds	27 - 20
18:05	ITA	1	ZAHRADKA L		
18:05	ITA	2	SIMONE MA		
18:05	ITA	13	GERBINO JL		
18:05	ITA	17	SECK T		
18:05	ITA	19	SANTAGOSTINO G		

Timing and Results provided by  TISSOT




Game No: 15

Results

18:05	FRA	1	LAROSE F		
18:05	FRA	7	VASCONCELOS C		
18:05	FRA	20	LEMOINE V		
18:05	FRA	21	SAID W		
14:49	FRA	24	DARMANA A		
13:36	FRA	6	ROSALIE R		
13:01	FRA	9	BREMOND F	Receiving Touchdown (pass from SABATINO D)	27 - 26
12:35	FRA	17	FORTES S		
12:06	FRA	13	SABATINO D	extra point play from 5yds no good	
11:24	ITA	7	GALANTE M		
11:24	ITA	21	SCAPERROTTA L		
11:24	ITA	23	DELLA VECCHIA G		
11:24	ITA	26	PETRILLI R		
11:24	ITA	36	PICCINNI F		
10:43	ITA	19	SANTAGOSTINO G	Receiving Touchdown (pass from ZAHRADKA L)	33 - 26
09:56	ITA	2	SIMONE MA	extra point play from 5yds no good	
09:48	ITA	1	ZAHRADKA L		
09:48	ITA	2	SIMONE MA		
09:48	ITA	13	GERBINO JL		
09:48	ITA	17	SECK T		
09:48	ITA	19	SANTAGOSTINO G		
09:48	FRA	11	THOUARY C		
08:11	FRA	17	FORTES S	Receiving Touchdown (pass from SABATINO D)	33 - 32
07:54	FRA	17	FORTES S	extra point play from 5yds no good	
07:19	ITA	7	GALANTE M		
07:19	ITA	21	SCAPERROTTA L		
07:19	ITA	23	DELLA VECCHIA G		
07:19	ITA	26	PETRILLI R		
07:19	ITA	36	PICCINNI F		
07:19	FRA	9	BREMOND F		
07:19	FRA	13	SABATINO D		
07:19	FRA	17	FORTES S		
04:33	ITA	2	SIMONE MA	Receiving Touchdown (pass from ZAHRADKA L)	39 - 32
03:17	ITA	2	SIMONE MA	2Pt Conversion - Receiving (pass from)	41 - 32
02:53	ITA	1	ZAHRADKA L		
02:53	ITA	2	SIMONE MA		
02:53	ITA	13	GERBINO JL		
02:53	ITA	17	SECK T		
02:53	ITA	19	SANTAGOSTINO G		
02:53	FRA	1	LAROSE F		
02:53	FRA	20	LEMOINE V		
02:53	FRA	21	SAID W		
02:53	FRA	24	DARMANA A		
01:55	FRA	17	FORTES S	Receiving Touchdown (pass from SABATINO D)	41 - 38
01:55	FRA	9	BREMOND F	2Pt Conversion - Receiving (pass from)	
01:36	ITA	3	FRAZZETTO G		
01:36	ITA	7	GALANTE M		
01:36	ITA	21	SCAPERROTTA L		
01:36	ITA	23	DELLA VECCHIA G		
01:36	ITA	36	PICCINNI F		
01:36	FRA	9	BREMOND F		
01:36	FRA	13	SABATINO D		
01:36	FRA	17	FORTES S		
01:22	FRA	1	LAROSE F		

Legend:				
(C) Captain	DEF TD Defensive Touchdown	PAT Points after Touchdown	Pt Point	
Pts Points				

Timing and Results provided by  TISSOT





Game No: 3 Field 2

Start List

USA vs FRA

USA - United States of America

Offense

No.	Name	Position
1	MAPP Bruce	Offense
2	REMBERT Johnny	Offense
4	DAVIS Laval	Offense
5	Dezmin LEWIS	Offense
7	DOUCETTE Darrell	Offense
14	Ladderick SMITH	Offense
22	PRICE David	Offense

Head Coach CASCUDO Jorge

Defense

Shirt: red Shorts: black

No.	Name	Position
3	OQUENDO Jordan	Defense
11	BROWN Aamir	Defense
15	SOLOMON Frankie	Defense
21	CALHOUN James	Defense
24	BRYAN Geoffrey	Defense

FRA - France

Offense

No.	Name	Position
1	LAROSE Florian	Offense
6	ROSALIE Ralph	Offense
8	Mathieu DAYRES	Offense
9	BREMOND Francois	Offense
11	THOUARY Camille	Offense
17	FORTES Stephane	Offense
19	HARRISON Scott	Offense


Head Coach RIQUIN Anthony

Defense

Shirt: blue Shorts: blue

No.	Name	Position
7	VASCONCELOS Corentin	Defense
13	SABATINO Damien	Defense
20	LEMOINE Vincent	Defense
21	SAID Wadjihe	Defense
24	DARMANA Adrien	Defense

Legend: (C) Captain No. Shirt Number

Timing and Results provided by  TISSOT





Game No: 3

Results

USA 38 - 13 FRA


	H1	H2	Total
USA	20	18	38
FRA	6	7	13

USA - United States of America

No.	Name	Touchdown			PAT (1-Pt)	PAT (2-Pts)	Safety	DEF TD
		Passing	Rushing	Receiving				
1	MAPP Bruce			2	1 / 1			
2	REMBERT Johnny			1				
3	OQUENDO Jordan							
4	DAVIS Laval			1				
5	Dezmin LEWIS							
7	DOUCETTE Darrell	4			0 / 3	0 / 1		
11	BROWN Aamir							
14	Ladderick SMITH	2		2				
15	SOLOMON Frankie							
21	CALHOUN James							
22	PRICE David				1 / 1			
24	BRYAN Geoffrey							
Total:		6		6	2 / 5	0 / 1		

FRA - France

No.	Name	Touchdown			PAT (1-Pt)	PAT (2-Pts)	Safety	DEF TD
		Passing	Rushing	Receiving				
1	LAROSE Florian							
6	ROSALIE Ralph							
7	VASCONCELOS Corentin							
8	Mathieu DAYRES							
9	BREMOND Francois			1	1 / 1			
11	THOUARY Camille							
13	SABATINO Damien	2			0 / 1			
17	FORTES Stephane			1				
19	HARRISON Scott							
20	LEMOINE Vincent							
21	SAID Wadjihe							
24	DARMANA Adrien							
Total:		2		2	1 / 2			


Timing and Results provided by  TISSOT



Game No: 3

Results

1st Half					
Time	Team	No.	Name	Action	Score
20:00	USA	3	OQUENDO J		
20:00	USA	11	BROWN A		
20:00	USA	15	SOLOMON F		
20:00	USA	21	CALHOUN J		
20:00	USA	24	BRYAN G		
20:00	FRA	6	ROSALIE R		
20:00	FRA	9	BREMOND F		
20:00	FRA	11	THOUARY C		
20:00	FRA	17	FORTES S		
20:00	FRA	19	HARRISON S		
18:03	USA	3	OQUENDO J		
18:03	USA	11	BROWN A		
18:03	USA	15	SOLOMON F		
18:03	USA	21	CALHOUN J		
18:03	USA	24	BRYAN G		
18:03	FRA	6	ROSALIE R		
18:03	FRA	9	BREMOND F		
18:03	FRA	11	THOUARY C		
18:03	FRA	17	FORTES S		
18:03	FRA	19	HARRISON S		
15:30	USA	1	MAPP B	Receiving Touchdown (pass from L SMITH)	6 - 0
15:12	USA	22	PRICE D	extra point play from 5yds	7 - 0
14:31	USA	1	MAPP B		
14:31	USA	5	D LEWIS		
14:31	USA	7	DOUCETTE D		
14:31	USA	14	L SMITH		
14:31	USA	22	PRICE D		
14:31	FRA	7	VASCONCELOS C		
14:31	FRA	13	SABATINO D		
14:31	FRA	20	LEMOINE V		
14:31	FRA	21	SAID W		
14:31	FRA	24	DARMANA A		
12:39	FRA	19	HARRISON S		
12:07	FRA	6	ROSALIE R		
11:33	FRA	13	SABATINO D		
11:00	FRA	8	M DAYRES		
10:23	USA	3	OQUENDO J		
10:23	USA	11	BROWN A		
10:23	USA	15	SOLOMON F		
10:23	USA	21	CALHOUN J		
10:23	USA	24	BRYAN G		
10:23	FRA	1	LAROSE F		
10:23	FRA	6	ROSALIE R		
10:23	FRA	9	BREMOND F		
10:23	FRA	11	THOUARY C		
10:23	FRA	17	FORTES S		
09:05	USA	14	L SMITH	Receiving Touchdown (pass from DOUCETTE D)	13 - 0
08:49	USA	1	MAPP B	extra point play from 5yds	14 - 0
07:33	USA	1	MAPP B		
07:33	USA	2	REMBERT J		
07:33	USA	7	DOUCETTE D		
07:33	USA	14	L SMITH		
07:33	USA	22	PRICE D		
07:33	FRA	7	VASCONCELOS C		
07:33	FRA	13	SABATINO D		
07:33	FRA	20	LEMOINE V		

Timing and Results provided by  TISSOT






Game No: 3

Results

07:33	FRA	21	SAID W		
07:33	FRA	24	DARMANA A		
05:39	USA	3	OQUENDO J		
05:39	USA	11	BROWN A		
05:39	USA	15	SOLOMON F		
05:39	USA	21	CALHOUN J		
05:39	USA	24	BRYAN G		
05:39	FRA	6	ROSALIE R		
05:39	FRA	9	BREMOND F		
05:39	FRA	11	THOUARY C		
05:39	FRA	19	HARRISON S		
04:39	USA	4	DAVIS L		
04:39	USA	5	D LEWIS		
04:39	USA	7	DOUCETTE D		
04:39	USA	14	L SMITH		
04:39	USA	22	PRICE D		
04:39	FRA	7	VASCONCELOS C		
04:39	FRA	13	SABATINO D		
04:39	FRA	21	SAID W		
04:39	FRA	24	DARMANA A		
03:50	FRA	1	LAROSE F		
02:10	USA	3	OQUENDO J		
02:10	USA	11	BROWN A		
02:10	USA	15	SOLOMON F		
02:10	USA	21	CALHOUN J		
02:10	USA	24	BRYAN G		
02:10	FRA	6	ROSALIE R		
02:10	FRA	8	M DAYRES		
02:10	FRA	11	THOUARY C		
02:10	FRA	17	FORTES S		
02:10	FRA	19	HARRISON S		
01:43	USA	2	REMBERT J	Receiving Touchdown (pass from DOUCETTE D)	20 - 0
01:43	USA	14	L SMITH		
01:43	USA	7	DOUCETTE D	extra point play from 5yds no good	
01:43	USA	1	MAPP B		
01:43	USA	2	REMBERT J		
01:43	USA	7	DOUCETTE D		
01:43	USA	22	PRICE D		
01:43	FRA	1	LAROSE F		
01:43	FRA	7	VASCONCELOS C		
01:43	FRA	20	LEMOINE V		
01:43	FRA	21	SAID W		
01:43	FRA	24	DARMANA A		
01:18	FRA	17	FORTES S	Receiving Touchdown (pass from SABATINO D)	20 - 6
01:18	FRA	13	SABATINO D	extra point play from 5yds no good	
01:18	USA	3	OQUENDO J		
01:18	USA	11	BROWN A		
01:18	USA	15	SOLOMON F		
01:18	USA	21	CALHOUN J		
01:18	FRA	6	ROSALIE R		
01:18	FRA	9	BREMOND F		
01:18	FRA	13	SABATINO D		
01:18	FRA	17	FORTES S		
01:18	FRA	19	HARRISON S		

2nd Half					
Time	Team	No.	Name	Action	Score
20:00	USA	1	MAPP B		
20:00	USA	4	DAVIS L		

Timing and Results provided by  TISSOT





Game No: 3

Results

20:00	USA	7	DOUCETTE D		
20:00	USA	14	L SMITH		
20:00	USA	22	PRICE D		
20:00	FRA	1	LAROSE F		
20:00	FRA	7	VASCONCELOS C		
20:00	FRA	20	LEMOINE V		
20:00	FRA	21	SAID W		
20:00	FRA	24	DARMANA A		
17:48	USA	14	L SMITH	Receiving Touchdown (pass from DOUCETTE D)	26 - 6
17:24	USA	7	DOUCETTE D	2Pt Conversion - Receiving (pass from)	
17:04	USA	1	MAPP B		
17:04	USA	4	DAVIS L		
17:04	USA	7	DOUCETTE D		
17:04	USA	14	L SMITH		
17:04	USA	22	PRICE D		
17:04	FRA	1	LAROSE F		
17:04	FRA	7	VASCONCELOS C		
17:04	FRA	20	LEMOINE V		
17:04	FRA	21	SAID W		
17:04	FRA	24	DARMANA A		
13:55	USA	3	OQUENDO J		
13:55	USA	11	BROWN A		
13:55	USA	15	SOLOMON F		
13:55	USA	21	CALHOUN J		
13:55	USA	24	BRYAN G		
13:26	FRA	6	ROSALIE R		
13:26	FRA	8	M DAYRES		
13:26	FRA	9	BREMOND F		
13:26	FRA	17	FORTES S		
12:57	USA	4	DAVIS L	Receiving Touchdown (pass from DOUCETTE D)	32 - 6
12:43	USA	7	DOUCETTE D	extra point play from 5yds no good	
12:36	USA	2	REMBERT J		
12:36	USA	4	DAVIS L		
12:36	USA	5	D LEWIS		
12:36	USA	7	DOUCETTE D		
12:36	USA	22	PRICE D		
12:36	FRA	7	VASCONCELOS C		
12:36	FRA	20	LEMOINE V		
12:36	FRA	21	SAID W		
12:36	FRA	24	DARMANA A		
11:42	USA	24	BRYAN G		
10:12	USA	3	OQUENDO J		
10:12	USA	11	BROWN A		
10:12	USA	15	SOLOMON F		
10:12	USA	21	CALHOUN J		
10:12	FRA	6	ROSALIE R		
10:12	FRA	9	BREMOND F		
10:12	FRA	13	SABATINO D		
10:12	FRA	17	FORTES S		
08:25	USA	1	MAPP B		
07:27	USA	11	BROWN A		
06:48	USA	4	DAVIS L		
06:48	USA	22	PRICE D		
05:54	USA	5	D LEWIS		
04:10	USA	1	MAPP B	Receiving Touchdown (pass from L SMITH)	38 - 6
03:56	USA	22	PRICE D		
03:23	USA	7	DOUCETTE D	extra point play from 5yds no good	
02:52	USA	1	MAPP B		
02:52	USA	2	REMBERT J		

Timing and Results provided by  TISSOT






Game No: 3

Results

02:52	USA	7	DOUCETTE D		
02:52	USA	14	L SMITH		
02:52	FRA	1	LAROSE F		
02:52	FRA	20	LEMOINE V		
02:52	FRA	21	SAID W		
02:52	FRA	24	DARMANA A		
01:48	FRA	8	M DAYRES		
01:30	USA	3	OQUENDO J		
01:30	USA	11	BROWN A		
01:30	USA	21	CALHOUN J		
01:30	FRA	9	BREMOND F		
01:30	FRA	11	THOUARY C		
01:30	FRA	13	SABATINO D		
01:30	FRA	17	FORTES S		
00:36	USA	2	REMBERT J		
00:36	USA	4	DAVIS L		
00:36	USA	5	D LEWIS		
00:36	USA	22	PRICE D		
00:36	FRA	1	LAROSE F		
00:36	FRA	19	HARRISON S		
00:36	FRA	20	LEMOINE V		
00:36	FRA	21	SAID W		
00:36	FRA	24	DARMANA A		
00:01	USA	24	BRYAN G		
00:01	FRA	9	BREMOND F	Receiving Touchdown (pass from SABATINO D)	38 - 12
00:01	FRA	9	BREMOND F	extra point play from 5yds	38 - 13

Legend:	DEF TD	PAT	Pt
(C) Captain	DEF TD Defensive Touchdown	PAT Points after Touchdown	Pt Point
Pts Points			

Timing and Results provided by  TISSOT





Game No: 4 Field 2

Start List

PAN vs DEN

PAN - Panama

Offense

No.	Name	Position
2	ALLEN Dennis	Offense
3	Joshua SCOTT	Offense
9	Alberto GARCIA de PAREDES	Offense
13	QUIJANO Ricardo Jesus	Offense
16	ROUX Alvaro	Offense
29	JAEN Jayson	Offense

Head Coach MORTAZAVI Saaid (USA)

Defense

Shirt: red Shorts: black

No.	Name	Position
1	ROGERS Jofiel	Defense
5	ROUX Adrian	Defense
7	AVILA Jorge Luis	Defense
25	MEXIL Jose	Defense
82	AGUILERA Cesar	Defense
88	PREPVILLE Hugo	Defense

DEN - Denmark

Offense

No.	Name	Position
1	MANDORF Jon Barnekow	Offense
3	BROGE-STARCK Oscar Omo	Offense
6	URTH Magnus	Offense
7	ERMLER Frederik Lochte	Offense
14	ESBENSEN Mads	Offense
87	HOLMSTRUP Kristoffer	Offense
89	BRANDT Rasmus	Offense


Head Coach Vincent MACHI (USA)

Defense

Shirt: white Shorts: white

No.	Name	Position
12	CIMADON Alexander	Defense
23	JOHANSEN Niklas Dyrby	Defense
24	NORUP Rasmus Thykaer	Defense
28	GUFLER Emil Hertz	Defense
81	HANSEN Jonas Bo	Defense

Legend: (C) Captain No. Shirt Number

Timing and Results provided by  TISSOT





Game No: 4

Results

PAN 19 - 34 DEN


	H1	H2	Total
PAN	6	13	19
DEN	27	7	34

PAN - Panama

No.	Name	Touchdown			PAT (1-Pt)	PAT (2-Pts)	Safety	DEF TD
		Passing	Rushing	Receiving				
1	ROGERS Jofiel				0 / 1			
2	ALLEN Dennis	2						
3	Joshua SCOTT							
5	ROUX Adrian							
7	AVILA Jorge Luis							
9	Alberto GARCIA de PAREDES							
13	QUIJANO Ricardo Jesus				1 / 1			
16	ROUX Alvaro	1						
25	MEXIL Jose							
29	JAEN Jayson			3	0 / 1			
82	AGUILERA Cesar							
88	PREPVILLE Hugo							
Total:		3		3	1 / 3			

DEN - Denmark

No.	Name	Touchdown			PAT (1-Pt)	PAT (2-Pts)	Safety	DEF TD
		Passing	Rushing	Receiving				
1	MANDORF Jon Barnekow			1				
3	BROGE-STARCK Oscar Omo							
6	URTH Magnus					1 / 2		
7	ERMLER Frederik Lochte	4						
12	CIMADON Alexander							
14	ESBENSEN Mads							
23	JOHANSEN Niklas Dyrby						1	
24	NORUP Rasmus Thykaer							
28	GUFLEER Emil Hertz							
81	HANSEN Jonas Bo			2				
87	HOLMSTRUP Kristoffer			1	1 / 1	0 / 1		
89	BRANDT Rasmus				1 / 1			
Total:		5		4	2 / 2	1 / 3	1	


Timing and Results provided by  TISSOT



Game No: 4

Results

1st Half					
Time	Team	No.	Name	Action	Score
20:00	PAN	5	ROUX A		
20:00	PAN	7	AVILA JL		
20:00	PAN	25	MEXIL J		
20:00	PAN	82	AGUILERA C		
20:00	PAN	88	PREPVILLE H		
20:00	DEN	1	MANDORF JB		
20:00	DEN	6	URTH M		
20:00	DEN	7	ERMLER FL		
20:00	DEN	14	ESBENSEN M		
20:00	DEN	87	HOLMSTRUP K		
18:34	DEN	1	MANDORF JB	Receiving Touchdown (pass from ERMLER FL)	0 - 6
18:06	DEN	87	HOLMSTRUP K		
17:07	DEN	89	BRANDT R	extra point play from 5yds	0 - 7
16:58	PAN	5	ROUX A		
16:58	PAN	7	AVILA JL		
16:58	PAN	25	MEXIL J		
16:58	PAN	82	AGUILERA C		
16:58	PAN	88	PREPVILLE H		
16:58	DEN	1	MANDORF JB		
16:58	DEN	6	URTH M		
16:58	DEN	7	ERMLER FL		
16:58	DEN	14	ESBENSEN M		
16:58	DEN	89	BRANDT R		
14:12	PAN	1	ROGERS J		
13:05	PAN	2	ALLEN D		
13:05	PAN	9	A GARCIA de PAREDE		
13:05	PAN	13	QUIJANO RJ		
13:05	PAN	16	ROUX A		
13:05	PAN	29	JAEN J		
13:05	DEN	12	CIMADON A		
13:05	DEN	23	JOHANSEN ND		
13:05	DEN	24	NORUP RT		
13:05	DEN	28	GUFLER EH		
13:05	DEN	81	HANSEN JB		
12:02	DEN	6	URTH M		
09:49	DEN	1	MANDORF JB		
08:38	DEN	6	URTH M		
08:09	DEN	81	HANSEN JB	Receiving Touchdown (pass from ERMLER FL)	0 - 13
07:55	DEN	89	BRANDT R		
07:38	DEN	6	URTH M	2Pt Conversion - Receiving (pass from)	
06:42	PAN	5	ROUX A		
06:42	PAN	7	AVILA JL		
06:42	PAN	25	MEXIL J		
06:42	PAN	82	AGUILERA C		
06:42	PAN	88	PREPVILLE H		
06:42	DEN	7	ERMLER FL		
06:42	DEN	14	ESBENSEN M		
06:42	DEN	87	HOLMSTRUP K		
04:34	PAN	1	ROGERS J		
04:34	PAN	2	ALLEN D		
04:34	PAN	13	QUIJANO RJ		
04:34	PAN	16	ROUX A		
04:34	PAN	29	JAEN J		
04:34	DEN	12	CIMADON A		
04:34	DEN	23	JOHANSEN ND		
04:34	DEN	24	NORUP RT		

Timing and Results provided by 





Game No: 4

Results

04:34	DEN	28	GUFLER EH		
04:34	DEN	81	HANSEN JB		
03:07	DEN	3	BROGE-STARCK OO		
03:07	DEN	6	URTH M		
02:20	DEN	87	HOLMSTRUP K	Receiving Touchdown (pass from ERMILER FL)	0 - 19
02:09	DEN	14	ESBENSEN M		
01:49	DEN	6	URTH M	2Pt Conversion - Receiving (pass from)	0 - 21
01:49	PAN	5	ROUX A		
01:49	PAN	7	AVILA JL		
01:49	PAN	25	MEXIL J		
01:49	PAN	82	AGUILERA C		
01:49	PAN	88	PREPVILLE H		
01:49	DEN	6	URTH M		
01:49	DEN	7	ERMLER FL		
01:49	DEN	87	HOLMSTRUP K		
01:49	DEN	89	BRANDT R		
01:01	DEN	23	JOHANSEN ND	Defensive Touchdown	0 - 27
00:53	DEN	12	CIMADON A		
00:53	DEN	23	JOHANSEN ND		
00:53	DEN	24	NORUP RT		
00:53	DEN	28	GUFLER EH		
00:53	DEN	81	HANSEN JB		
00:53	DEN	87	HOLMSTRUP K	2Pt Conversion - Receiving (pass from)	
00:53	PAN	1	ROGERS J		
00:53	PAN	2	ALLEN D		
00:53	PAN	13	QUIJANO RJ		
00:53	PAN	16	ROUX A		
00:53	PAN	29	JAEN J		
00:53	DEN	1	MANDORF JB		
00:53	DEN	6	URTH M		
00:53	DEN	14	ESBENSEN M		
00:53	DEN	89	BRANDT R		
00:29	PAN	5	ROUX A		
00:29	PAN	7	AVILA JL		
00:29	PAN	25	MEXIL J		
00:29	PAN	82	AGUILERA C		
00:29	PAN	88	PREPVILLE H		
00:10	PAN	29	JAEN J	Receiving Touchdown (pass from ROUX A)	6 - 27
00:10	PAN	29	JAEN J	extra point play from 5yds no good	
00:10	PAN	2	ALLEN D		
00:10	PAN	3	J SCOTT		
00:10	PAN	13	QUIJANO RJ		
00:10	PAN	16	ROUX A		
00:10	PAN	29	JAEN J		
00:10	DEN	12	CIMADON A		
00:10	DEN	23	JOHANSEN ND		
00:10	DEN	24	NORUP RT		
00:10	DEN	81	HANSEN JB		
00:10	DEN	3	BROGE-STARCK OO		
00:10	DEN	6	URTH M		
00:10	DEN	14	ESBENSEN M		
00:10	DEN	1	MANDORF JB		
00:10	DEN	89	BRANDT R		

2nd Half					
Time	Team	No.	Name	Action	Score
20:00	PAN	1	ROGERS J		
20:00	PAN	2	ALLEN D		
20:00	PAN	3	J SCOTT		

Timing and Results provided by  TISSOT





Game No: 4

Results

20:00	PAN	13	QUIJANO RJ		
20:00	PAN	29	JAEN J		
20:00	DEN	12	CIMADON A		
20:00	DEN	23	JOHANSEN ND		
20:00	DEN	24	NORUP RT		
20:00	DEN	28	GUFLER EH		
20:00	DEN	81	HANSEN JB		
18:03	PAN	29	JAEN J		
17:22	PAN	9	A GARCIA de PAREDE		
16:57	PAN	29	JAEN J	Receiving Touchdown (pass from ALLEN D)	12 - 27
16:38	PAN	13	QUIJANO RJ	extra point play from 5yds	13 - 27
16:13	PAN	1	ROGERS J		
16:13	PAN	2	ALLEN D		
16:13	PAN	3	J SCOTT		
16:13	PAN	13	QUIJANO RJ		
16:13	PAN	29	JAEN J		
16:13	DEN	12	CIMADON A		
16:13	DEN	23	JOHANSEN ND		
16:13	DEN	24	NORUP RT		
16:13	DEN	28	GUFLER EH		
16:13	DEN	81	HANSEN JB		
13:35	DEN	6	URTH M		
13:16	PAN	7	AVILA JL		
13:16	PAN	25	MEXIL J		
13:16	DEN	3	BROGE-STARCK OO		
13:16	DEN	12	CIMADON A		
11:52	PAN	1	ROGERS J		
11:20	PAN	9	A GARCIA de PAREDE		
10:31	PAN	3	J SCOTT		
09:28	DEN	81	HANSEN JB	Receiving Touchdown (pass from ERMLER FL)	13 - 33
08:09	DEN	87	HOLMSTRUP K	extra point play from 5yds	13 - 34
06:47	PAN	5	ROUX A		
06:47	PAN	7	AVILA JL		
06:47	PAN	25	MEXIL J		
06:47	PAN	82	AGUILERA C		
06:47	PAN	88	PREPVILLE H		
06:47	DEN	7	ERMLER FL		
06:47	DEN	87	HOLMSTRUP K		
06:47	DEN	89	BRANDT R		
05:25	PAN	3	J SCOTT		
05:25	PAN	9	A GARCIA de PAREDE		
02:07	PAN	16	ROUX A		
01:55	PAN	29	JAEN J	Receiving Touchdown (pass from ALLEN D)	19 - 34
01:55	PAN	1	ROGERS J	extra point play from 5yds no good	
01:52	PAN	1	ROGERS J		
01:52	PAN	2	ALLEN D		
01:52	PAN	3	J SCOTT		
01:52	PAN	13	QUIJANO RJ		
01:52	PAN	29	JAEN J		
01:52	DEN	12	CIMADON A		
01:52	DEN	23	JOHANSEN ND		
01:52	DEN	24	NORUP RT		
01:52	DEN	28	GUFLER EH		
01:52	DEN	81	HANSEN JB		

Legend:				
(C) Captain	DEF TD Defensive Touchdown	PAT Points after Touchdown	Pt Point	
Pts Points				

Timing and Results provided by  TISSOT





Game No: 7 Field 1

Start List

USA vs PAN

Referee: COLEMAN Ramaal (USA)
Down Judge: KECK Stephan (SUI)
Field Judge: MAY Miguel Angel (MEX)
Side Judge: HIRASAWA Koichiro (JPN)

USA - United States of America

Offense

No.	Name	Position
1	MAPP Bruce	Offense
2	REMBERT Johnny	Offense
4	DAVIS Laval	Offense
5	Dezmin LEWIS	Offense
7	DOUCETTE Darrell	Offense
14	Ladderick SMITH	Offense
22	PRICE David	Offense

Head Coach CASCUDO Jorge

Defense

Shirt: white Shorts: white

No.	Name	Position
3	OQUENDO Jordan	Defense
11	BROWN Aamir	Defense
15	SOLOMON Frankie	Defense
21	CALHOUN James	Defense
24	BRYAN Geoffrey	Defense

PAN - Panama

Offense

No.	Name	Position
1	ROGERS Jofiel	Offense
2	ALLEN Dennis	Offense
3	Joshua SCOTT	Offense
9	Alberto GARCIA de PAREDES	Offense
13	QUIJANO Ricardo Jesus	Offense
16	ROUX Alvaro	Offense
29	JAEN Jayson	Offense


Head Coach MORTAZAVI Saaid (USA)

Defense

Shirt: red Shorts: black

No.	Name	Position
5	ROUX Adrian	Defense
7	AVILA Jorge Luis	Defense
25	MEXIL Jose	Defense
82	AGUILERA Cesar	Defense
88	PREPVILLE Hugo	Defense

Legend: (C) Captain No. Shirt Number

Timing and Results provided by  TISSOT





Game No: 7

Results

USA 35 - 14 PAN


	H1	H2	Total
USA	13	22	35
PAN	14	0	14

USA - United States of America

No.	Name	Touchdown			PAT (1-Pt)	PAT (2-Pts)	Safety	DEF TD
		Passing	Rushing	Receiving				
1	MAPP Bruce			1		1 / 1		
2	REMBERT Johnny			2	0 / 1			
3	OQUENDO Jordan							
4	DAVIS Laval							
5	Dezmin LEWIS				1 / 2			
7	DOUCETTE Darrell	1		2		1 / 1		
11	BROWN Aamir							
14	Ladderick SMITH	2						
15	SOLOMON Frankie							
21	CALHOUN James							
22	PRICE David							
24	BRYAN Geoffrey							
Total:		3		5	1 / 3	2 / 2		

PAN - Panama

No.	Name	Touchdown			PAT (1-Pt)	PAT (2-Pts)	Safety	DEF TD
		Passing	Rushing	Receiving				
1	ROGERS Jofiel			1				
2	ALLEN Dennis	1						
3	Joshua SCOTT	1						
5	ROUX Adrian							
7	AVILA Jorge Luis							
9	Alberto GARCIA de PAREDES							
13	QUIJANO Ricardo Jesus			1	0 / 1			
16	ROUX Alvaro							
25	MEXIL Jose							
29	JAEN Jayson					1 / 1		
82	AGUILERA Cesar							
88	PREPVILLE Hugo							
Total:		4		2	0 / 1	1 / 1		

Timing and Results provided by  TISSOT



Game No: 7

Results

1st Half					
Time	Team	No.	Name	Action	Score
20:00	USA	1	MAPP B		
20:00	USA	2	REMBERT J		
20:00	USA	5	D LEWIS		
20:00	USA	14	L SMITH		
20:00	USA	21	CALHOUN J		
20:00	PAN	5	ROUX A		
20:00	PAN	7	AVILA JL		
20:00	PAN	25	MEXIL J		
20:00	PAN	82	AGUILERA C		
20:00	PAN	88	PREPVILLE H		
18:20	USA	21	CALHOUN J		
18:09	PAN	88	PREPVILLE H		
17:40	USA	2	REMBERT J		
17:40	USA	21	CALHOUN J		
15:31	USA	2	REMBERT J	Receiving Touchdown (pass from L SMITH)	6 - 0
15:19	USA	5	D LEWIS	extra point play from 5yds	7 - 0
15:07	PAN	5	ROUX A		
15:07	PAN	7	AVILA JL		
15:07	PAN	25	MEXIL J		
15:07	PAN	82	AGUILERA C		
14:29	USA	1	MAPP B		
14:29	USA	5	D LEWIS		
14:29	USA	7	DOUCETTE D		
14:29	USA	14	L SMITH		
14:29	USA	22	PRICE D		
12:51	PAN	1	ROGERS J	Receiving Touchdown (pass from ALLEN D)	7 - 6
12:34	PAN	13	QUIJANO RJ	extra point play from 5yds no good	
11:33	USA	3	OQUENDO J		
11:33	USA	11	BROWN A		
11:33	USA	15	SOLOMON F		
11:33	USA	21	CALHOUN J		
11:33	USA	24	BRYAN G		
11:33	PAN	1	ROGERS J		
11:33	PAN	2	ALLEN D		
11:33	PAN	13	QUIJANO RJ		
11:33	PAN	16	ROUX A		
09:48	USA	2	REMBERT J	Receiving Touchdown (pass from L SMITH)	13 - 6
09:39	USA	2	REMBERT J	extra point play from 5yds no good	
09:27	PAN	5	ROUX A		
09:27	PAN	7	AVILA JL		
09:27	PAN	25	MEXIL J		
08:28	PAN	13	QUIJANO RJ	Receiving Touchdown (pass from J SCOTT)	13 - 12
08:12	PAN	29	JAEN J	2Pt Conversion - Receiving (pass from)	13 - 14
07:50	USA	5	D LEWIS		
06:37	PAN	1	ROGERS J		
06:37	PAN	2	ALLEN D		
06:37	PAN	13	QUIJANO RJ		
06:37	PAN	29	JAEN J		
05:25	PAN	88	PREPVILLE H		
04:10	USA	22	PRICE D		
02:52	PAN	3	J SCOTT		
02:52	PAN	5	ROUX A		
02:52	PAN	7	AVILA JL		
02:52	PAN	25	MEXIL J		
02:52	PAN	82	AGUILERA C		
02:23	USA	1	MAPP B		

Timing and Results provided by  TISSOT






Game No: 7

Results

02:23	USA	2	REMBERT J		
02:23	USA	5	D LEWIS		
02:23	USA	7	DOUCETTE D		
00:20	PAN	1	ROGERS J		

2nd Half					
Time	Team	No.	Name	Action	Score
20:00	USA	3	OQUENDO J		
20:00	USA	11	BROWN A		
20:00	USA	15	SOLOMON F		
20:00	USA	21	CALHOUN J		
20:00	USA	24	BRYAN G		
20:00	PAN	1	ROGERS J		
20:00	PAN	3	J SCOTT		
20:00	PAN	5	ROUX A		
20:00	PAN	13	QUIJANO RJ		
20:00	PAN	29	JAEN J		
18:20	PAN	3	J SCOTT		
16:13	USA	3	OQUENDO J		
16:13	USA	11	BROWN A		
16:13	USA	15	SOLOMON F		
16:13	USA	21	CALHOUN J		
16:13	USA	24	BRYAN G		
15:06	USA	7	DOUCETTE D	Receiving Touchdown (pass from)	19 - 14
14:42	USA	1	MAPP B	2Pt Conversion - Receiving (pass from)	21 - 14
13:55	PAN	2	ALLEN D		
13:55	PAN	5	ROUX A		
13:55	PAN	29	JAEN J		
12:49	USA	1	MAPP B		
12:49	USA	2	REMBERT J		
12:49	USA	14	L SMITH		
12:49	USA	22	PRICE D		
11:32	USA	3	OQUENDO J		
11:32	USA	11	BROWN A		
11:32	USA	15	SOLOMON F		
11:32	USA	21	CALHOUN J		
10:24	USA	1	MAPP B	Receiving Touchdown (pass from DOUCETTE D)	27 - 14
10:08	USA	7	DOUCETTE D	extra point play from 10yds	29 - 14
09:16	PAN	3	J SCOTT		
09:16	PAN	9	A GARCIA de PAREDE		
05:27	USA	2	REMBERT J		
01:14	USA	7	DOUCETTE D	Receiving Touchdown (pass from)	35 - 14
01:10	USA	5	D LEWIS	extra point play from 5yds no good	
01:10	PAN	16	ROUX A		
00:26	PAN	29	JAEN J		

Legend:				
(C) Captain	DEF TD Defensive Touchdown	PAT Points after Touchdown	Pt Point	
Pts Points				

Timing and Results provided by  TISSOT





Game No: 8 Field 1

Start List

FRA vs DEN

Referee: SELA Omer (ISR)
Down Judge: GARAGAN Emma-Claire (CAN)
Field Judge: BRANDON Covington (USA)
Side Judge: KOTLIAR Allan (USA)

FRA - France

Offense

No.	Name	Position
1	LAROSE Florian	Offense
6	ROSALIE Ralph	Offense
8	Mathieu DAYRES	Offense
9	BREMOND Francois	Offense
11	THOUARY Camille	Offense
17	FORTES Stephane	Offense
19	HARRISON Scott	Offense

Head Coach RIQUIN Anthony

Defense

Shirt: blue Shorts: blue

No.	Name	Position
7	VASCONCELOS Corentin	Defense
13	SABATINO Damien	Defense
20	LEMOINE Vincent	Defense
21	SAID Wadjihe	Defense
24	DARMANA Adrien	Defense

DEN - Denmark

Offense

No.	Name	Position
1	MANDORF Jon Barnekow	Offense
3	BROGE-STARCK Oscar Omo	Offense
6	URTH Magnus	Offense
7	ERMLER Frederik Lochte	Offense
14	ESBENSEN Mads	Offense
87	HOLMSTRUP Kristoffer	Offense
89	BRANDT Rasmus	Offense


Head Coach Vincent MACHI (USA)

Defense

Shirt: red Shorts: red

No.	Name	Position
12	CIMADON Alexander	Defense
23	JOHANSEN Niklas Dyrby	Defense
24	NORUP Rasmus Thykaer	Defense
28	GUFLER Emil Hertz	Defense
81	HANSEN Jonas Bo	Defense

Legend: (C) Captain No. Shirt Number

Timing and Results provided by  TISSOT



Game No: 8

Results

FRA 13 - 20 DEN


	H1	H2	Total
FRA	6	7	13
DEN	14	6	20

FRA - France

No.	Name	Touchdown			PAT (1-Pt)	PAT (2-Pts)	Safety	DEF TD
		Passing	Rushing	Receiving				
1	LAROSE Florian							
6	ROSALIE Ralph							
7	VASCONCELOS Corentin							
8	Mathieu DAYRES							
9	BREMOND Francois							
11	THOUARY Camille	1				0 / 1		
13	SABATINO Damien	1						
17	FORTES Stephane			1	1 / 1			
19	HARRISON Scott			1				
20	LEMOINE Vincent							
21	SAID Wadjih							
24	DARMANA Adrien							
Total:		2		2	1 / 1	0 / 1		

DEN - Denmark

No.	Name	Touchdown			PAT (1-Pt)	PAT (2-Pts)	Safety	DEF TD
		Passing	Rushing	Receiving				
1	MANDORF Jon Barnekow					1 / 1		
3	BROGE-STARCK Oscar Omo							
6	URTH Magnus			1				
7	ERMLER Frederik Lochte	2				0 / 2		
12	CIMADON Alexander							
14	ESBENSEN Mads							
23	JOHANSEN Niklas Dyrby							
24	NORUP Rasmus Thykaer							
28	GUFLEER Emil Hertz							
81	HANSEN Jonas Bo			2				
87	HOLMSTRUP Kristoffer							
89	BRANDT Rasmus							
Total:		3		3		1 / 3		

Timing and Results provided by  TISSOT

USFMTEAM5-----GPB-000400--_C73 2

Report Created MON 11 JUL 2022 17:02

Page 1 / 3






Game No: 8

Results

1st Half					
Time	Team	No.	Name	Action	Score
20:00	FRA	1	LAROSE F		
20:00	FRA	6	ROSALIE R		
20:00	FRA	7	VASCONCELOS C		
20:00	FRA	17	FORTES S		
20:00	FRA	19	HARRISON S		
20:00	DEN	1	MANDORF JB		
20:00	DEN	3	BROGE-STARCK OO		
20:00	DEN	6	URTH M		
20:00	DEN	7	ERMLER FL		
20:00	DEN	28	GUFLER EH		
20:00	FRA	7	VASCONCELOS C		
20:00	FRA	19	HARRISON S		
20:00	FRA	1	LAROSE F		
20:00	FRA	8	M DAYRES		
20:00	FRA	17	FORTES S		
20:00	FRA	11	THOUARY C		
20:00	FRA	1	LAROSE F		
20:00	DEN	3	BROGE-STARCK OO		
20:00	DEN	28	GUFLER EH		
14:08	DEN	6	URTH M	Receiving Touchdown (pass from)	0 - 6
13:48	DEN	1	MANDORF JB	2Pt Conversion - Receiving (pass from)	0 - 8
06:45	FRA	13	SABATINO D		
04:27	FRA	8	M DAYRES		
03:50	FRA	9	BREMOND F		
03:29	FRA	19	HARRISON S	Receiving Touchdown (pass from THOUARY C)	6 - 8
03:15	FRA	11	THOUARY C	2Pt Conversion - Receiving (pass from)	
02:32	DEN	6	URTH M		
00:17	DEN	1	MANDORF JB		
00:17	DEN	3	BROGE-STARCK OO		
00:11	DEN	81	HANSEN JB	Receiving Touchdown (pass from ERMLER FL)	6 - 14
00:09	DEN	7	ERMLER FL	2Pt Conversion - Receiving (pass from)	

2nd Half					
Time	Team	No.	Name	Action	Score
20:00	FRA	1	LAROSE F		
20:00	FRA	6	ROSALIE R		
20:00	FRA	9	BREMOND F		
20:00	FRA	11	THOUARY C		
20:00	FRA	17	FORTES S		
20:00	DEN	1	MANDORF JB		
20:00	DEN	3	BROGE-STARCK OO		
20:00	DEN	6	URTH M		
20:00	DEN	24	NORUP RT		
20:00	DEN	28	GUFLER EH		
18:35	DEN	24	NORUP RT		
18:35	DEN	28	GUFLER EH		
14:28	FRA	1	LAROSE F		
09:26	DEN	87	HOLMSTRUP K		
09:24	DEN	81	HANSEN JB	Receiving Touchdown (pass from ERMLER FL)	6 - 20
09:16	DEN	7	ERMLER FL	2Pt Conversion - Receiving (pass from)	
08:45	FRA	9	BREMOND F		
08:45	FRA	11	THOUARY C		
05:11	FRA	17	FORTES S	Receiving Touchdown (pass from SABATINO D)	12 - 20
04:43	FRA	17	FORTES S	extra point play from 5yds	13 - 20
04:23	DEN	81	HANSEN JB		


Timing and Results provided by  TISSOT



Game No: 8

Results

Legend:							
(C)	Captain	DEF TD	Defensive Touchdown	PAT	Points after Touchdown	Pt	Point
Pts	Points						

Timing and Results provided by  **TISSOT**





Game No: 11 Field 1

Start List

DEN vs USA

Referee: SELA Omer (ISR)
Down Judge: GARAGAN Emma-Claire (CAN)
Field Judge: BRANDON Covington (USA)
Side Judge: KOTLIAR Allan (USA)

DEN - Denmark

Offense

No.	Name	Position
1	MANDORF Jon Barnekow	Offense
3	BROGE-STARCK Oscar Omo	Offense
6	URTH Magnus	Offense
7	ERMLER Frederik Lochte	Offense
14	ESBENSEN Mads	Offense
87	HOLMSTRUP Kristoffer	Offense
89	BRANDT Rasmus	Offense

Head Coach Vincent MACHI (USA)

Defense

Shirt: red Shorts: red

No.	Name	Position
12	CIMADON Alexander	Defense
23	JOHANSEN Niklas Dyrby	Defense
24	NORUP Rasmus Thykaer	Defense
28	GUFLER Emil Hertz	Defense
81	HANSEN Jonas Bo	Defense

USA - United States of America

Offense

No.	Name	Position
1	MAPP Bruce	Offense
2	REMBERT Johnny	Offense
4	DAVIS Laval	Offense
5	Dezmin LEWIS	Offense
7	DOUCETTE Darrell	Offense
14	Ladderick SMITH	Offense
22	PRICE David	Offense


Head Coach CASCUDO Jorge

Defense

Shirt: white Shorts: white

No.	Name	Position
3	OQUENDO Jordan	Defense
11	BROWN Aamir	Defense
15	SOLOMON Frankie	Defense
21	CALHOUN James	Defense
24	BRYAN Geoffrey	Defense

Legend: (C) Captain No. Shirt Number

Timing and Results provided by 





Game No: 11

Results

DEN 7 - 32 USA

Referee: SELA Omer (ISR)
Down Judge: GARAGAN Emma-Claire (CAN)
Field Judge: BRANDON Covington (USA)
Side Judge: KOTLIAR Allan (USA)


	H1	H2	Total
DEN	7	0	7
USA	20	12	32

DEN - Denmark

No.	Name	Touchdown			PAT (1-Pt)	PAT (2-Pts)	Safety	DEF TD
		Passing	Rushing	Receiving				
1	MANDORF Jon Barnekow							
3	BROGE-STARCK Oscar Omo							
6	URTH Magnus			1	1 / 1			
7	ERMLER Frederik Lochte	1						
12	CIMADON Alexander							
14	ESBENSEN Mads							
23	JOHANSEN Niklas Dyrby							
24	NORUP Rasmus Thykaer							
28	GUFLEER Emil Hertz							
81	HANSEN Jonas Bo							
87	HOLMSTRUP Kristoffer							
89	BRANDT Rasmus							
Total:		1		1	1 / 1			

USA - United States of America

No.	Name	Touchdown			PAT (1-Pt)	PAT (2-Pts)	Safety	DEF TD
		Passing	Rushing	Receiving				
1	MAPP Bruce							
2	REMBERT Johnny					0 / 1		
3	OQUENDO Jordan							
4	DAVIS Laval			1				
5	Dezmin LEWIS							
7	DOUCETTE Darrell	2	1	1		1 / 2		
11	BROWN Aamir							
14	Ladderick SMITH	1	1			0 / 1		
15	SOLOMON Frankie							
21	CALHOUN James							
22	PRICE David			1		0 / 1		
24	BRYAN Geoffrey							
Total:		5	2	3		1 / 5		

Timing and Results provided by  TISSOT




Game No: 11

Results

1st Half					
Time	Team	No.	Name	Action	Score
20:00	DEN	1	MANDORF JB		
20:00	DEN	23	JOHANSEN ND		
20:00	DEN	24	NORUP RT		
20:00	DEN	28	GUFLER EH		
20:00	DEN	81	HANSEN JB		
20:00	USA	1	MAPP B		
20:00	USA	5	D LEWIS		
20:00	USA	7	DOUCETTE D		
20:00	USA	14	L SMITH		
20:00	USA	22	PRICE D		
18:52	DEN	1	MANDORF JB		
17:34	USA	7	DOUCETTE D	Rushing Touchdown	0 - 6
17:17	USA	7	DOUCETTE D	extra point play from 10yds no good	
16:33	DEN	12	CIMADON A		
16:33	DEN	23	JOHANSEN ND		
16:33	DEN	24	NORUP RT		
16:33	DEN	28	GUFLER EH		
16:33	DEN	81	HANSEN JB		
10:38	USA	22	PRICE D	Receiving Touchdown (pass from DOUCETTE D)	0 - 12
10:21	USA	7	DOUCETTE D	extra point play from 10yds	0 - 14
06:42	USA	5	D LEWIS		
05:25	USA	14	L SMITH	Rushing Touchdown	0 - 20
03:39	USA	14	L SMITH	2Pt Conversion - Receiving (pass from)	
00:00	DEN	6	URTH M	Receiving Touchdown (pass from ERMILER FL)	6 - 20
00:00	DEN	6	URTH M	extra point play from 5yds	7 - 20

2nd Half					
Time	Team	No.	Name	Action	Score
20:00	DEN	1	MANDORF JB		
20:00	DEN	6	URTH M		
20:00	DEN	7	ERMLER FL		
20:00	DEN	81	HANSEN JB		
20:00	DEN	87	HOLMSTRUP K		
20:00	USA	3	OQUENDO J		
20:00	USA	15	SOLOMON F		
20:00	USA	21	CALHOUN J		
20:00	USA	22	PRICE D		
20:00	USA	24	BRYAN G		
15:35	USA	3	OQUENDO J		
15:35	USA	15	SOLOMON F		
15:35	USA	21	CALHOUN J		
15:35	USA	24	BRYAN G		
12:02	USA	7	DOUCETTE D	Receiving Touchdown (pass from L SMITH)	7 - 26
11:17	USA	22	PRICE D	2Pt Conversion - Receiving (pass from)	
06:34	USA	5	D LEWIS		
04:12	USA	4	DAVIS L	Receiving Touchdown (pass from DOUCETTE D)	7 - 32
03:19	USA	1	MAPP B		
03:14	USA	2	REMBERT J	2Pt Conversion - Receiving (pass from)	
03:09	USA	2	REMBERT J		
01:15	USA	1	MAPP B		
01:15	USA	7	DOUCETTE D		
00:56	USA	5	D LEWIS		

Legend:				
(C) Captain	DEF TD Defensive Touchdown	PAT Points after Touchdown	Pt Point	
Pts Points				

Timing and Results provided by  TISSOT





Game No: 12 Field 1

Start List

FRA vs PAN

Referee: ABRAMS Desiree (USA)
Down Judge: AGEBRINK Markus (SWE)
Field Judge: Negishi TSUTOMO (JPN)
Side Judge: MALY Filip (CZE)

FRA - France

Offense

No.	Name	Position
1	LAROSE Florian	Offense
6	ROSALIE Ralph	Offense
8	Mathieu DAYRES	Offense
9	BREMOND Francois	Offense
11	THOUARY Camille	Offense
17	FORTES Stephane	Offense
19	HARRISON Scott	Offense

Head Coach RIQUIN Anthony

Defense

Shirt: blue Shorts: blue

No.	Name	Position
7	VASCONCELOS Corentin	Defense
13	SABATINO Damien	Defense
20	LEMOINE Vincent	Defense
21	SAID Wadjih	Defense
24	DARMANA Adrien	Defense

PAN - Panama

Offense

No.	Name	Position
1	ROGERS Jofiel	Offense
2	ALLEN Dennis	Offense
3	Joshua SCOTT	Offense
9	Alberto GARCIA de PAREDES	Offense
13	QUIJANO Ricardo Jesus	Offense
16	ROUX Alvaro	Offense
29	JAEN Jayson	Offense


Head Coach MORTAZAVI Saaid (USA)

Defense

Shirt: red Shorts: black

No.	Name	Position
5	ROUX Adrian	Defense
7	AVILA Jorge Luis	Defense
25	MEXIL Jose	Defense
82	AGUILERA Cesar	Defense
88	PREPVILLE Hugo	Defense

Legend: (C) Captain No. Shirt Number

Timing and Results provided by  TISSOT



Game No: 12

Results

FRA 13 - 34 PAN

Referee: ABRAMS Desiree (USA)
Down Judge: AGEBRINK Markus (SWE)
Field Judge: Negishi TSUTOMO (JPN)
Side Judge: MALY Filip (CZE)


	H1	H2	Total
FRA	7	6	13
PAN	20	14	34

FRA - France

No.	Name	Touchdown			PAT (1-Pt)	PAT (2-Pts)	Safety	DEF TD
		Passing	Rushing	Receiving				
1	LAROSE Florian							
6	ROSALIE Ralph				0 / 1			
7	VASCONCELOS Corentin							
8	Mathieu DAYRES							
9	BREMOND Francois							
11	THOUARY Camille							
13	SABATINO Damien		1	1	1 / 1			
17	FORTES Stephane	1						
19	HARRISON Scott							
20	LEMOINE Vincent							
21	SAID Wadjihe							
24	DARMANA Adrien							
Total:		1	1	1	1 / 2			

PAN - Panama

No.	Name	Touchdown			PAT (1-Pt)	PAT (2-Pts)	Safety	DEF TD
		Passing	Rushing	Receiving				
1	ROGERS Jofiel				1 / 2			
2	ALLEN Dennis	1						
3	Joshua SCOTT							
5	ROUX Adrian							
7	AVILA Jorge Luis							
9	Alberto GARCIA de PAREDES	1						
13	QUIJANO Ricardo Jesus	1		3	1 / 1			
16	ROUX Alvaro	1						
25	MEXIL Jose							
29	JAEN Jayson	1		2	0 / 2			
82	AGUILERA Cesar							
88	PREPVILLE Hugo							
Total:		6		5	2 / 5		1	

Timing and Results provided by  TISSOT






Game No: 12

Results

1st Half					
Time	Team	No.	Name	Action	Score
20:00	FRA	8	M DAYRES		
20:00	FRA	19	HARRISON S		
20:00	FRA	20	LEMOINE V		
20:00	FRA	21	SAID W		
20:00	FRA	24	DARMANA A		
20:00	PAN	1	ROGERS J		
20:00	PAN	2	ALLEN D		
20:00	PAN	13	QUIJANO RJ		
20:00	PAN	25	MEXIL J		
20:00	PAN	29	JAEN J		
16:22	PAN	13	QUIJANO RJ	Receiving Touchdown (pass from JAEN J)	0 - 6
15:46	PAN	29	JAEN J		
15:37	PAN	13	QUIJANO RJ	extra point play from 5yds	0 - 7
15:25	FRA	8	M DAYRES		
15:25	FRA	19	HARRISON S		
15:25	FRA	20	LEMOINE V		
15:25	FRA	21	SAID W		
15:25	FRA	24	DARMANA A		
12:32	FRA	13	SABATINO D	Receiving Touchdown (pass from FORTES S)	6 - 7
12:09	FRA	13	SABATINO D	extra point play from 5yds	7 - 7
11:13	PAN	9	A GARCIA de PAREDE		
11:13	PAN	25	MEXIL J		
09:19	PAN	2	ALLEN D		
08:57	PAN	29	JAEN J	Receiving Touchdown (pass from QUIJANO RJ)	7 - 13
08:06	PAN	1	ROGERS J	extra point play from 5yds	7 - 14
03:19	PAN	29	JAEN J		
01:46	PAN	1	ROGERS J		
01:46	PAN	13	QUIJANO RJ		
00:02	PAN	29	JAEN J	Receiving Touchdown (pass from A GARCIA de PAREDE)	7 - 20
00:02	PAN	29	JAEN J	extra point play from 5yds no good	

2nd Half					
Time	Team	No.	Name	Action	Score
20:00	FRA	1	LAROSE F		
20:00	FRA	6	ROSALIE R		
20:00	FRA	9	BREMOND F		
20:00	FRA	13	SABATINO D		
20:00	FRA	17	FORTES S		
20:00	PAN	1	ROGERS J		
20:00	PAN	5	ROUX A		
20:00	PAN	7	AVILA JL		
20:00	PAN	25	MEXIL J		
20:00	PAN	82	AGUILERA C		
18:35	PAN	1	ROGERS J		
18:29	PAN	E		Safety	7 - 22
16:13	PAN	5	ROUX A		
16:13	PAN	7	AVILA JL		
16:13	PAN	25	MEXIL J		
16:13	PAN	82	AGUILERA C		
16:13	PAN	88	PREPVILLE H		
12:01	FRA	13	SABATINO D	Rushing Touchdown	13 - 22
11:23	FRA	6	ROSALIE R	extra point play from 5yds no good	
10:57	PAN	3	J SCOTT		
10:57	PAN	9	A GARCIA de PAREDE		
07:24	PAN	13	QUIJANO RJ	Receiving Touchdown (pass from ROUX A)	13 - 28
06:26	PAN	29	JAEN J	extra point play from 5yds no good	

Timing and Results provided by  TISSOT






Game No: 12

Results

02:49	PAN	29	JAEN J		
00:30	PAN	13	QUIJANO RJ	Receiving Touchdown (pass from ALLEN D)	13 - 34
00:30	PAN	1	ROGERS J	extra point play from 5yds no good	
00:27	FRA	17	FORTES S		

Legend:				
(C) Captain	DEF TD	Defensive Touchdown	PAT	Points after Touchdown
Pts Points			Pt	Point

Timing and Results provided by  TISSOT





Game No: 1 Field 2

Start List

MEX vs AUT

MEX - Mexico

Offense

No.	Name	Position
1	BALDERRAMOS Victor	Offense
2	Bruno ESPINOZA	Offense
6	ESPINOZA Carlos	Offense
7	SALAZAR Said	Offense
14	OLIVERA Jorge	Offense
16	OLVERA Carlos	Offense
18	Cosme HERNANDEZ	Offense
19	VILLALOBOS Guillermo	Offense

Head Coach ALFARO Fernando

Defense

Shirt: green Shorts: black

No.	Name	Position
8	RAMIREZ David	Defense
10	ESQUER Alejandro	Defense
21	Ivan Roberto MENDEZ	Defense
26	OLIVO Joshua	Defense

AUT - Austria

Offense

No.	Name	Position
9	WASSHUBER Felix	Offense
10	MAROLT Sebastian	Offense
11	PRANDL Johannes	Offense
13	STUR Martin	Offense
20	BRAUER Gregor	Offense
37	HOCHLEITNER Daniel	Offense


Head Coach HAZDRA Florian

Defense

Shirt: red Shorts: black

No.	Name	Position
1	Philip HARTMANN	Defense
2	KINDL Daniel	Defense
3	WOLF Sebastian	Defense
7	HILLEBRAND Maximilian	Defense
8	KARL Michael	Defense
84	WOLF Benedikt	Defense

Legend: (C) Captain No. Shirt Number

Timing and Results provided by  TISSOT





Game No: 1

Results

MEX 20 - 25 AUT


	H1	H2	Total
MEX	6	14	20
AUT	19	6	25

MEX - Mexico

No.	Name	Touchdown			PAT (1-Pt)	PAT (2-Pts)	Safety	DEF TD
		Passing	Rushing	Receiving				
1	BALDERRAMOS Victor	2		1		0 / 1		
2	Bruno ESPINOZA							
6	ESPINOZA Carlos							
7	SALAZAR Said			1				
8	RAMIREZ David							
10	ESQUER Alejandro							
14	OLIVERA Jorge				0 / 1			
16	OLVERA Carlos	1				1 / 1		
18	Cosme HERNANDEZ							
19	VILLALOBOS Guillermo			1				
21	Ivan Roberto MENDEZ							
26	OLIVO Joshua							
Total:		3		3	0 / 1	1 / 2		

AUT - Austria

No.	Name	Touchdown			PAT (1-Pt)	PAT (2-Pts)	Safety	DEF TD
		Passing	Rushing	Receiving				
1	Philip HARTMANN							
2	KINDL Daniel							
3	WOLF Benedikt							
7	HILLEBRAND Maximilian							
8	KARL Michael							
9	WASSHUBER Felix	4			0 / 3			
10	MAROLT Sebastian			2				
11	PRANDL Johannes							
13	STUR Martin			1				
20	BRAUER Gregor			1				
37	HOCHLEITNER Daniel				1 / 1			
84	WOLF Sebastian							
Total:		4		4	1 / 4			


Timing and Results provided by  TISSOT



Game No: 1

Results

1st Half					
Time	Team	No.	Name	Action	Score
20:00	MEX	6	ESPINOZA C		
20:00	MEX	8	RAMIREZ D		
20:00	MEX	10	ESQUER A		
20:00	MEX	21	I MENDEZ		
20:00	MEX	26	OLIVO J		
20:00	AUT	9	WASSHUBER F		
20:00	AUT	10	MAROLT S		
20:00	AUT	11	PRANDL J		
20:00	AUT	13	STUR M		
20:00	AUT	37	HOCHLEITNER D		
16:41	MEX	6	ESPINOZA C		
16:41	MEX	8	RAMIREZ D		
16:41	MEX	10	ESQUER A		
16:41	MEX	21	I MENDEZ		
16:41	MEX	26	OLIVO J		
16:41	AUT	9	WASSHUBER F		
16:41	AUT	10	MAROLT S		
16:41	AUT	11	PRANDL J		
16:41	AUT	13	STUR M		
16:41	AUT	37	HOCHLEITNER D		
15:41	MEX	7	SALAZAR S	Receiving Touchdown (pass from BALDERRAMOS V)	6 - 0
15:10	MEX	1	BALDERRAMOS V	2Pt Conversion - Receiving (pass from)	
15:10	MEX	1	BALDERRAMOS V		
15:10	MEX	2	B ESPINOZA		
15:10	MEX	14	OLIVERA J		
15:10	MEX	16	OLVERA C		
15:10	MEX	19	VILLALOBOS G		
15:10	AUT	2	KINDL D		
15:10	AUT	3	WOLF S		
15:10	AUT	7	HILLEBRAND M		
15:10	AUT	8	KARL M		
15:10	AUT	84	WOLF B		
13:07	AUT	10	MAROLT S	Receiving Touchdown (pass from WASSHUBER F)	6 - 6
12:41	AUT	9	WASSHUBER F	extra point play from 5yds no good	
12:01	MEX	6	ESPINOZA C		
12:01	MEX	8	RAMIREZ D		
12:01	MEX	10	ESQUER A		
12:01	MEX	21	I MENDEZ		
12:01	MEX	26	OLIVO J		
12:01	AUT	9	WASSHUBER F		
12:01	AUT	11	PRANDL J		
12:01	AUT	13	STUR M		
12:01	AUT	37	HOCHLEITNER D		
09:35	MEX	1	BALDERRAMOS V		
09:35	MEX	2	B ESPINOZA		
09:35	MEX	7	SALAZAR S		
09:35	MEX	14	OLIVERA J		
09:35	MEX	16	OLVERA C		
09:35	AUT	1	P HARTMANN		
09:35	AUT	3	WOLF S		
09:35	AUT	7	HILLEBRAND M		
09:35	AUT	20	BRAUER G		
08:12	MEX	6	ESPINOZA C		
06:32	AUT	13	STUR M	Receiving Touchdown (pass from WASSHUBER F)	6 - 12
05:35	AUT	9	WASSHUBER F	extra point play from 5yds no good	
05:23	MEX	18	C HERNANDEZ		

Timing and Results provided by  TISSOT






Game No: 1

Results

05:23	AUT	10	MAROLT S		
03:48	AUT	20	BRAUER G	Receiving Touchdown (pass from WASSHUBER F)	6 - 18
03:38	AUT	37	HOCHLEITNER D	extra point play from 5yds	6 - 19
02:51	MEX	6	ESPINOZA C		
02:51	MEX	8	RAMIREZ D		
02:51	MEX	10	ESQUER A		
02:51	MEX	21	I MENDEZ		
02:51	MEX	26	OLIVO J		
02:51	AUT	9	WASSHUBER F		
02:51	AUT	11	PRANDL J		
02:51	AUT	13	STUR M		
02:51	AUT	20	BRAUER G		
02:51	AUT	37	HOCHLEITNER D		

2nd Half					
Time	Team	No.	Name	Action	Score
20:00	MEX	14	OLIVERA J		
20:00	MEX	7	SALAZAR S		
20:00	MEX	16	OLVERA C		
20:00	MEX	1	BALDERRAMOS V		
20:00	MEX	2	B ESPINOZA		
20:00	AUT	2	KINDL D		
20:00	AUT	7	HILLEBRAND M		
20:00	AUT	3	WOLF S		
20:00	AUT	84	WOLF B		
16:30	MEX	14	OLIVERA J		
16:30	MEX	7	SALAZAR S		
16:30	MEX	16	OLVERA C		
16:30	MEX	1	BALDERRAMOS V		
16:30	MEX	26	OLIVO J		
16:30	AUT	9	WASSHUBER F		
16:30	AUT	10	MAROLT S		
16:30	AUT	11	PRANDL J		
16:30	AUT	13	STUR M		
16:30	AUT	20	BRAUER G		
14:15	MEX	6	ESPINOZA C		
14:15	MEX	8	RAMIREZ D		
14:15	MEX	10	ESQUER A		
14:15	MEX	21	I MENDEZ		
14:15	MEX	26	OLIVO J		
14:15	AUT	9	WASSHUBER F		
14:15	AUT	10	MAROLT S		
14:15	AUT	11	PRANDL J		
14:15	AUT	13	STUR M		
14:15	AUT	20	BRAUER G		
13:10	MEX	1	BALDERRAMOS V		
13:10	MEX	2	B ESPINOZA		
13:10	MEX	7	SALAZAR S		
13:10	MEX	14	OLIVERA J		
13:10	MEX	16	OLVERA C		
13:10	AUT	1	P HARTMANN		
13:10	AUT	2	KINDL D		
13:10	AUT	3	WOLF S		
13:10	AUT	7	HILLEBRAND M		
13:10	AUT	84	WOLF B		
11:09	AUT	10	MAROLT S	Receiving Touchdown (pass from WASSHUBER F)	6 - 25
10:50	AUT	9	WASSHUBER F	extra point play from 5yds no good	
09:57	MEX	6	ESPINOZA C		
09:57	MEX	8	RAMIREZ D		

Timing and Results provided by  TISSOT






Game No: 1

Results

09:57	MEX	10	ESQUER A		
09:57	MEX	21	I MENDEZ		
09:57	MEX	26	OLIVO J		
09:57	AUT	9	WASSHUBER F		
09:57	AUT	10	MAROLT S		
09:57	AUT	11	PRANDL J		
09:57	AUT	13	STUR M		
09:57	AUT	37	HOCHLEITNER D		
08:19	MEX	19	VILLALOBOS G	Receiving Touchdown (pass from BALDERRAMOS V)	12 - 25
07:29	MEX	16	OLVERA C	2Pt Conversion - Receiving (pass from)	14 - 25
07:17	MEX	1	BALDERRAMOS V		
07:17	MEX	2	B ESPINOZA		
07:17	MEX	7	SALAZAR S		
07:17	MEX	14	OLIVERA J		
07:17	MEX	19	VILLALOBOS G		
07:17	AUT	1	P HARTMANN		
07:17	AUT	2	KINDL D		
07:17	AUT	3	WOLF S		
07:17	AUT	7	HILLEBRAND M		
07:17	AUT	84	WOLF B		
04:04	MEX	6	ESPINOZA C		
04:04	MEX	8	RAMIREZ D		
04:04	MEX	10	ESQUER A		
04:04	MEX	18	C HERNANDEZ		
04:04	MEX	21	I MENDEZ		
04:04	AUT	9	WASSHUBER F		
04:04	AUT	11	PRANDL J		
04:04	AUT	13	STUR M		
04:04	AUT	20	BRAUER G		
04:04	AUT	37	HOCHLEITNER D		
02:52	MEX	1	BALDERRAMOS V	Receiving Touchdown (pass from OLVERA C)	20 - 25
02:29	MEX	14	OLIVERA J	extra point play from 5yds no good	
01:52	MEX	1	BALDERRAMOS V		
01:52	MEX	2	B ESPINOZA		
01:52	MEX	7	SALAZAR S		
01:52	MEX	14	OLIVERA J		
01:52	MEX	16	OLVERA C		
01:52	AUT	1	P HARTMANN		
01:52	AUT	2	KINDL D		
01:52	AUT	3	WOLF S		
01:52	AUT	7	HILLEBRAND M		
01:52	AUT	84	WOLF B		

Legend:				
(C) Captain	DEF TD Defensive Touchdown	PAT Points after Touchdown	Pt Point	
Pts Points				

Timing and Results provided by  TISSOT





Game No: 2 Field 2

Start List

ITA vs GER

ITA - Italy

Offense

No.	Name	Position
1	ZAHRAKKA Luke	Offense
2	SIMONE Mark Andrew	Offense
3	FRAZZETTO Gerardo	Offense
7	GALANTE Matteo	Offense
13	GERBINO Jared Lee	Offense
17	SECK Tamsir	Offense
19	SANTAGOSTINO Gianluca	Offense
21	SCAPERROTTA Lorenzo	Offense
23	DELLA VECCHIA Giuseppe	Offense
26	PETRILLI Riccardo	Offense
36	PICCINNI Flavio	Offense
88	MOZZANICA Matteo	Offense

Head Coach GERBALDI Giorgio

GER - Germany

Offense

No.	Name	Position
1	Jerome SAXON	Offense
2	JUST Nils	Offense
4	KLEIN Philipp	Offense
6	PIETSCH Jan	Offense
7	Timo STRASSBURGER	Offense
8	HACHMANN Nils	Offense
9	SINGER Kai	Offense
14	BRAUNSDORF Oliver	Offense
21	ACHENBACH Fabian	Offense
23	KLEVER Benjamin	Offense
25	Michael BELL	Offense
91	KRAMER Heiko	Offense

Head Coach BASTERT Hauke

Legend: (C) Captain No. Shirt Number

Timing and Results provided by  TISSOT





Game No: 2

Results

ITA 28 - 27 GER


	H1	H2	Total
ITA	13	15	28
GER	21	6	27

ITA - Italy

No.	Name	Touchdown			PAT (1-Pt)	PAT (2-Pts)	Safety	DEF TD
		Passing	Rushing	Receiving				
1	ZAHRAKKA Luke	4				0 / 1		
2	SIMONE Mark Andrew			1				
3	FRAZZETTO Gerardo							
7	GALANTE Matteo							
13	GERBINO Jared Lee			2	1 / 1	1 / 1		
17	SECK Tamsir			1				
19	SANTAGOSTINO Gianluca							
21	SCAPERROTTA Lorenzo							
23	DELLA VECCHIA Giuseppe							
26	PETRILLI Riccardo							
36	PICCINNI Flavio							
88	MOZZANICA Matteo				1 / 1			
Total:		4		4	2 / 2	1 / 2		

GER - Germany

No.	Name	Touchdown			PAT (1-Pt)	PAT (2-Pts)	Safety	DEF TD
		Passing	Rushing	Receiving				
1	Jerome SAXON							
2	JUST Nils							
4	KLEIN Philipp							
6	PIETSCH Jan			1				
7	Timo STRASSBURGER			1				
8	HACHMANN Nils			1				
9	SINGER Kai							
14	BRAUNSDORF Oliver							
21	ACHENBACH Fabian			1	1 / 1	1 / 1		
23	KLEVER Benjamin	4				0 / 2		
25	Michael BELL							
91	KRAMER Heiko							
Total:		4		4	1 / 1	1 / 3		

Timing and Results provided by  TISSOT






Game No: 2

Results

1st Half					
Time	Team	No.	Name	Action	Score
20:00	ITA	3	FRAZZETTO G		
20:00	ITA	7	GALANTE M		
20:00	ITA	21	SCAPERROTTA L		
20:00	ITA	23	DELLA VECCHIA G		
20:00	ITA	26	PETRILLI R		
20:00	GER	7	T STRASSBURGER		
20:00	GER	8	HACHMANN N		
20:00	GER	21	ACHENBACH F		
20:00	GER	23	KLEVER B		
20:00	GER	25	M BELL		
20:00	GER	8	HACHMANN N	Receiving Touchdown (pass from KLEVER B)	0 - 6
20:00	GER	21	ACHENBACH F	2Pt Conversion - Receiving (pass from)	0 - 8
20:00	ITA	21	SCAPERROTTA L		
18:18	ITA	3	FRAZZETTO G		
18:18	ITA	7	GALANTE M		
18:18	ITA	21	SCAPERROTTA L		
18:18	ITA	23	DELLA VECCHIA G		
18:18	GER	7	T STRASSBURGER		
18:18	GER	8	HACHMANN N		
18:18	GER	21	ACHENBACH F		
18:18	GER	23	KLEVER B		
18:18	GER	25	M BELL		
17:52	ITA	17	SECK T	Receiving Touchdown (pass from ZAHRADKA L)	6 - 8
17:39	ITA	1	ZAHRADKA L	2Pt Conversion - Receiving (pass from)	
16:50	ITA	1	ZAHRADKA L		
16:50	ITA	13	GERBINO JL		
16:50	ITA	17	SECK T		
16:50	ITA	19	SANTAGOSTINO G		
16:50	GER	1	J SAXON		
16:50	GER	2	JUST N		
16:50	GER	9	SINGER K		
16:50	GER	14	BRAUNSDORF O		
16:50	GER	91	KRAMER H		
13:49	GER	7	T STRASSBURGER		
13:19	ITA	3	FRAZZETTO G		
13:19	ITA	7	GALANTE M		
13:19	ITA	21	SCAPERROTTA L		
13:19	ITA	23	DELLA VECCHIA G		
13:19	ITA	26	PETRILLI R		
13:19	GER	4	KLEIN P		
13:19	GER	8	HACHMANN N		
13:19	GER	21	ACHENBACH F		
13:19	GER	23	KLEVER B		
13:19	GER	25	M BELL		
11:24	ITA	1	ZAHRADKA L		
11:24	ITA	2	SIMONE MA		
11:24	ITA	13	GERBINO JL		
11:24	ITA	17	SECK T		
11:24	ITA	19	SANTAGOSTINO G		
11:24	GER	1	J SAXON		
11:24	GER	2	JUST N		
11:24	GER	9	SINGER K		
11:24	GER	14	BRAUNSDORF O		
11:24	GER	91	KRAMER H		
10:02	GER	6	PIETSCH J	Receiving Touchdown (pass from KLEVER B)	6 - 14
09:48	GER	21	ACHENBACH F	extra point play from 5yds	6 - 15

Timing and Results provided by  TISSOT






Game No: 2

Results

08:52	ITA	3	FRAZZETTO G		
08:52	ITA	7	GALANTE M		
08:52	ITA	21	SCAPERROTTA L		
08:52	ITA	23	DELLA VECCHIA G		
08:52	ITA	26	PETRILLI R		
08:52	GER	6	PIETSCH J		
08:52	GER	8	HACHMANN N		
08:52	GER	21	ACHENBACH F		
08:52	GER	23	KLEVER B		
08:52	GER	25	M BELL		
06:08	ITA	1	ZAHRADKA L		
06:08	ITA	2	SIMONE MA		
06:08	ITA	13	GERBINO JL		
06:08	ITA	17	SECK T		
06:08	ITA	19	SANTAGOSTINO G		
06:08	GER	1	J SAXON		
06:08	GER	2	JUST N		
06:08	GER	9	SINGER K		
06:08	GER	14	BRAUNSDORF O		
06:08	GER	91	KRAMER H		
03:57	GER	21	ACHENBACH F	Receiving Touchdown (pass from KLEVER B)	6 - 21
03:42	GER	23	KLEVER B	2Pt Conversion - Receiving (pass from)	
03:12	ITA	3	FRAZZETTO G		
03:12	ITA	7	GALANTE M		
03:12	ITA	21	SCAPERROTTA L		
03:12	ITA	23	DELLA VECCHIA G		
03:12	ITA	26	PETRILLI R		
03:12	GER	6	PIETSCH J		
03:12	GER	8	HACHMANN N		
03:12	GER	21	ACHENBACH F		
03:12	GER	23	KLEVER B		
03:12	GER	25	M BELL		
02:10	ITA	19	SANTAGOSTINO G		
01:44	ITA	13	GERBINO JL	Receiving Touchdown (pass from ZAHRADKA L)	12 - 21
01:44	ITA	88	MOZZANICA M	extra point play from 5yds	13 - 21
01:44	ITA	1	ZAHRADKA L		
01:44	ITA	2	SIMONE MA		
01:44	ITA	13	GERBINO JL		
01:44	ITA	17	SECK T		
01:44	ITA	88	MOZZANICA M		
01:44	GER	1	J SAXON		
01:44	GER	2	JUST N		
01:44	GER	9	SINGER K		
01:44	GER	14	BRAUNSDORF O		
01:44	GER	91	KRAMER H		

2nd Half					
Time	Team	No.	Name	Action	Score
20:00	ITA	1	ZAHRADKA L		
20:00	ITA	2	SIMONE MA		
20:00	ITA	13	GERBINO JL		
20:00	ITA	17	SECK T		
20:00	ITA	19	SANTAGOSTINO G		
20:00	GER	1	J SAXON		
20:00	GER	2	JUST N		
20:00	GER	9	SINGER K		
20:00	GER	14	BRAUNSDORF O		
20:00	GER	91	KRAMER H		
20:00	ITA	1	ZAHRADKA L		

Timing and Results provided by  TISSOT






Game No: 2

Results

20:00	ITA	2	SIMONE MA		
20:00	ITA	13	GERBINO JL		
20:00	ITA	17	SECK T		
20:00	ITA	19	SANTAGOSTINO G		
20:00	GER	1	J SAXON		
20:00	GER	2	JUST N		
20:00	GER	9	SINGER K		
20:00	GER	14	BRAUNSDORF O		
20:00	GER	91	KRAMER H		
20:00	ITA	7	GALANTE M		
20:00	ITA	23	DELLA VECCHIA G		
20:00	ITA	26	PETRILLI R		
20:00	ITA	36	PICCINNI F		
20:00	GER	7	T STRASSBURGER		
20:00	GER	8	HACHMANN N		
20:00	GER	21	ACHENBACH F		
20:00	GER	23	KLEVER B		
20:00	GER	25	M BELL		
20:00	ITA	2	SIMONE MA	Receiving Touchdown (pass from ZAHRADKA L)	19 - 21
20:00	ITA	13	GERBINO JL	2Pt Conversion - Receiving (pass from)	21 - 21
20:00	ITA	13	GERBINO JL		
20:00	ITA	21	SCAPERROTTA L		
20:00	ITA	1	ZAHRADKA L		
20:00	ITA	2	SIMONE MA		
20:00	ITA	17	SECK T		
20:00	ITA	19	SANTAGOSTINO G		
20:00	ITA	88	MOZZANICA M		
20:00	GER	1	J SAXON		
20:00	GER	9	SINGER K		
20:00	GER	14	BRAUNSDORF O		
20:00	GER	91	KRAMER H		
05:27	ITA	7	GALANTE M		
05:27	ITA	21	SCAPERROTTA L		
05:27	ITA	23	DELLA VECCHIA G		
05:27	ITA	26	PETRILLI R		
05:27	ITA	36	PICCINNI F		
05:27	GER	6	PIETSCH J		
05:27	GER	8	HACHMANN N		
05:27	GER	25	M BELL		
01:37	ITA	1	ZAHRADKA L		
01:37	ITA	2	SIMONE MA		
01:37	ITA	13	GERBINO JL		
01:37	ITA	17	SECK T		
01:37	ITA	19	SANTAGOSTINO G		
01:37	GER	1	J SAXON		
01:37	GER	2	JUST N		
01:37	GER	14	BRAUNSDORF O		
01:37	GER	91	KRAMER H		
00:59	GER	21	ACHENBACH F		
00:24	GER	7	T STRASSBURGER	Receiving Touchdown (pass from KLEVER B)	21 - 27
00:24	GER	23	KLEVER B	2Pt Conversion - Receiving (pass from)	
00:19	ITA	7	GALANTE M		
00:19	ITA	21	SCAPERROTTA L		
00:19	ITA	23	DELLA VECCHIA G		
00:19	ITA	26	PETRILLI R		
00:19	ITA	36	PICCINNI F		
00:19	GER	6	PIETSCH J		
00:19	GER	7	T STRASSBURGER		
00:19	GER	8	HACHMANN N		

Timing and Results provided by  TISSOT






Game No: 2

Results

00:19	GER	23	KLEVER B		
00:19	GER	25	M BELL		
00:01	ITA	13	GERBINO JL	Receiving Touchdown (pass from ZAHRADKA L)	27 - 27
00:01	ITA	13	GERBINO JL	extra point play from 5yds	28 - 27
00:01	ITA	1	ZAHRADKA L		
00:01	ITA	2	SIMONE MA		
00:01	ITA	13	GERBINO JL		
00:01	ITA	17	SECK T		
00:01	ITA	19	SANTAGOSTINO G		
00:01	GER	1	J SAXON		
00:01	GER	2	JUST N		
00:01	GER	14	BRAUNSDORF O		
00:01	GER	91	KRAMER H		
00:01	ITA	26	PETRILLI R		

Legend:				
(C) Captain	DEF TD Defensive Touchdown	PAT Points after Touchdown	Pt Point	
Pts Points				

Timing and Results provided by  TISSOT





Game No: 5 Field 2

Start List

AUT vs GER

AUT - Austria

Offense

No.	Name	Position
9	WASSHUBER Felix	Offense
10	MAROLT Sebastian	Offense
11	PRANDL Johannes	Offense
13	STUR Martin	Offense
20	BRAUER Gregor	Offense
37	HOCHLEITNER Daniel	Offense

Head Coach HAZDRA Florian

Defense

Shirt: red Shorts: black

No.	Name	Position
1	Philip HARTMANN	Defense
2	KINDL Daniel	Defense
3	WOLF Benedikt	Defense
7	HILLEBRAND Maximilian	Defense
8	KARL Michael	Defense
84	WOLF Sebastian	Defense

GER - Germany

Offense

No.	Name	Position
6	PIETSCH Jan	Offense
7	Timo STRASSBURGER	Offense
8	HACHMANN Nils	Offense
21	ACHENBACH Fabian	Offense
23	KLEVER Benjamin	Offense
25	Michael BELL	Offense

Head Coach BASTERT Hauke


Defense

Shirt: white Shorts: white

No.	Name	Position
1	Jerome SAXON	Defense
2	JUST Nils	Defense
4	KLEIN Philipp	Defense
9	SINGER Kai	Defense
14	BRAUNSDORF Oliver	Defense
91	KRAMER Heiko	Defense

Legend:

(C) Captain No. Shirt Number

Timing and Results provided by  TISSOT





Game No: 5

Results

AUT 32 - 27 GER


	H1	H2	Total
AUT	13	19	32
GER	20	7	27

AUT - Austria

No.	Name	Touchdown			PAT (1-Pt)	PAT (2-Pts)	Safety	DEF TD
		Passing	Rushing	Receiving				
1	Philip HARTMANN							
2	KINDL Daniel							
3	WOLF Benedikt							
7	HILLEBRAND Maximilian							1
8	KARL Michael							
9	WASSHUBER Felix	4			0 / 2			
10	MAROLT Sebastian			1				
11	PRANDL Johannes							
13	STUR Martin				1 / 1			
20	BRAUER Gregor			1				
37	HOCHLEITNER Daniel			2	1 / 2			
84	WOLF Sebastian							
Total:		4		4	2 / 5			1

GER - Germany

No.	Name	Touchdown			PAT (1-Pt)	PAT (2-Pts)	Safety	DEF TD
		Passing	Rushing	Receiving				
1	Jerome SAXON							
2	JUST Nils							
4	KLEIN Philipp				1 / 1			
6	PIETSCH Jan			1		1 / 1		
7	Timo STRASSBURGER			1		0 / 1		
8	HACHMANN Nils							
9	SINGER Kai							
14	BRAUNSDORF Oliver							
21	ACHENBACH Fabian			1		0 / 1		
23	KLEVER Benjamin	4						
25	Michael BELL			1				
91	KRAMER Heiko							
Total:		5		4	1 / 1	1 / 3		

Timing and Results provided by  TISSOT



Game No: 5

Results

1st Half					
Time	Team	No.	Name	Action	Score
20:00	AUT	1	P HARTMANN		
20:00	AUT	2	KINDL D		
20:00	AUT	3	WOLF B		
20:00	AUT	7	HILLEBRAND M		
20:00	AUT	84	WOLF S		
20:00	GER	6	PIETSCH J		
20:00	GER	7	T STRASSBURGER		
20:00	GER	23	KLEVER B		
20:00	GER	25	M BELL		
20:00	GER	91	KRAMER H		
18:26	AUT	1	P HARTMANN		
18:26	AUT	2	KINDL D		
18:26	AUT	3	WOLF B		
18:26	AUT	7	HILLEBRAND M		
18:26	AUT	84	WOLF S		
18:26	GER	6	PIETSCH J		
18:26	GER	7	T STRASSBURGER		
18:26	GER	23	KLEVER B		
18:26	GER	25	M BELL		
15:26	AUT	9	WASSHUBER F		
15:26	AUT	10	MAROLT S		
15:26	AUT	11	PRANDL J		
15:26	AUT	13	STUR M		
15:26	AUT	37	HOCHLEITNER D		
15:26	GER	1	J SAXON		
15:26	GER	2	JUST N		
15:26	GER	9	SINGER K		
15:26	GER	14	BRAUNSDORF O		
15:26	GER	91	KRAMER H		
13:18	GER	25	M BELL	Receiving Touchdown (pass from KLEVER B)	0 - 6
13:08	GER	7	T STRASSBURGER	2Pt Conversion - Receiving (pass from)	
12:47	AUT	1	P HARTMANN		
12:47	AUT	2	KINDL D		
12:47	AUT	3	WOLF B		
12:47	AUT	7	HILLEBRAND M		
12:47	AUT	84	WOLF S		
12:47	GER	6	PIETSCH J		
12:47	GER	21	ACHENBACH F		
12:47	GER	23	KLEVER B		
12:47	GER	25	M BELL		
09:13	AUT	9	WASSHUBER F		
09:13	AUT	10	MAROLT S		
09:13	AUT	11	PRANDL J		
09:13	AUT	13	STUR M		
09:13	AUT	37	HOCHLEITNER D		
09:13	GER	2	JUST N		
09:13	GER	9	SINGER K		
09:13	GER	14	BRAUNSDORF O		
09:13	GER	91	KRAMER H		
08:27	GER	7	T STRASSBURGER	Receiving Touchdown (pass from KLEVER B)	0 - 12
07:26	GER	21	ACHENBACH F	2Pt Conversion - Receiving (pass from)	
06:18	AUT	1	P HARTMANN		
06:18	AUT	2	KINDL D		
06:18	AUT	3	WOLF B		
06:18	AUT	7	HILLEBRAND M		
06:18	AUT	84	WOLF S		

Timing and Results provided by  TISSOT






Game No: 5

Results

05:49	AUT	37	HOCHLEITNER D	Receiving Touchdown (pass from WASSHUBER F)	6 - 12
05:41	AUT	37	HOCHLEITNER D	extra point play from 5yds no good	
05:36	AUT	9	WASSHUBER F		
05:36	AUT	10	MAROLT S		
05:36	AUT	11	PRANDL J		
05:36	AUT	13	STUR M		
05:36	AUT	37	HOCHLEITNER D		
04:19	GER	21	ACHENBACH F	Receiving Touchdown (pass from KLEVER B)	6 - 18
04:00	GER	7	T STRASSBURGER		
03:35	GER	6	PIETSCH J	2Pt Conversion - Receiving (pass from)	6 - 20
03:03	AUT	1	P HARTMANN		
03:03	AUT	2	KINDL D		
03:03	AUT	3	WOLF B		
03:03	AUT	7	HILLEBRAND M		
03:03	AUT	84	WOLF S		
03:03	GER	4	KLEIN P		
03:03	GER	6	PIETSCH J		
03:03	GER	21	ACHENBACH F		
03:03	GER	23	KLEVER B		
03:03	GER	25	M BELL		
01:08	AUT	20	BRAUER G	Receiving Touchdown (pass from WASSHUBER F)	12 - 20
01:08	AUT	13	STUR M	extra point play from 5yds	13 - 20
00:55	AUT	9	WASSHUBER F		
00:55	AUT	10	MAROLT S		
00:55	AUT	11	PRANDL J		
00:55	AUT	13	STUR M		
00:55	AUT	20	BRAUER G		
00:55	GER	2	JUST N		
00:55	GER	9	SINGER K		
00:55	GER	14	BRAUNSDORF O		
00:55	GER	91	KRAMER H		

2nd Half					
Time	Team	No.	Name	Action	Score
20:00	AUT	9	WASSHUBER F		
20:00	AUT	11	PRANDL J		
20:00	AUT	13	STUR M		
20:00	AUT	20	BRAUER G		
20:00	AUT	37	HOCHLEITNER D		
20:00	GER	1	J SAXON		
20:00	GER	2	JUST N		
20:00	GER	9	SINGER K		
20:00	GER	14	BRAUNSDORF O		
20:00	GER	91	KRAMER H		
13:40	AUT	37	HOCHLEITNER D	Receiving Touchdown (pass from WASSHUBER F)	19 - 20
12:38	AUT	37	HOCHLEITNER D	extra point play from 5yds	20 - 20
12:26	AUT	9	WASSHUBER F		
12:26	AUT	11	PRANDL J		
12:26	AUT	13	STUR M		
12:26	AUT	20	BRAUER G		
12:26	AUT	37	HOCHLEITNER D		
12:26	GER	1	J SAXON		
12:26	GER	2	JUST N		
12:26	GER	9	SINGER K		
12:26	GER	14	BRAUNSDORF O		
12:26	GER	91	KRAMER H		
07:54	AUT	7	HILLEBRAND M	Defensive Touchdown	26 - 20
07:43	AUT	1	P HARTMANN		
07:43	AUT	2	KINDL D		

Timing and Results provided by  TISSOT






Game No: 5

Results

07:43	AUT	3	WOLF B		
07:43	AUT	7	HILLEBRAND M		
07:43	AUT	84	WOLF S		
07:43	GER	6	PIETSCH J		
07:43	GER	7	T STRASSBURGER		
07:43	GER	23	KLEVER B		
07:43	GER	25	M BELL		
06:45	AUT	9	WASSHUBER F	extra point play from 5yds no good	
06:28	AUT	9	WASSHUBER F		
06:28	AUT	10	MAROLT S		
06:28	AUT	11	PRANDL J		
06:28	AUT	13	STUR M		
06:28	AUT	20	BRAUER G		
06:28	GER	1	J SAXON		
06:28	GER	2	JUST N		
06:28	GER	14	BRAUNSDORF O		
06:28	GER	91	KRAMER H		
05:38	GER	7	T STRASSBURGER		
04:01	GER	6	PIETSCH J	Receiving Touchdown (pass from KLEVER B)	26 - 26
02:52	GER	4	KLEIN P	extra point play from 5yds	26 - 27
02:35	AUT	1	P HARTMANN		
02:35	AUT	2	KINDL D		
02:35	AUT	3	WOLF B		
02:35	AUT	7	HILLEBRAND M		
02:35	AUT	84	WOLF S		
02:35	GER	4	KLEIN P		
02:35	GER	6	PIETSCH J		
02:35	GER	23	KLEVER B		
02:35	GER	25	M BELL		
01:48	AUT	10	MAROLT S	Receiving Touchdown (pass from WASSHUBER F)	32 - 27
01:48	AUT	20	BRAUER G		
01:29	AUT	9	WASSHUBER F	extra point play from 5yds no good	
01:29	AUT	9	WASSHUBER F		
01:29	AUT	10	MAROLT S		
01:29	AUT	11	PRANDL J		
01:29	AUT	13	STUR M		
01:29	AUT	37	HOCHLEITNER D		
01:29	GER	1	J SAXON		
01:29	GER	2	JUST N		
01:29	GER	14	BRAUNSDORF O		
01:29	GER	91	KRAMER H		
00:42	AUT	1	P HARTMANN		
00:42	AUT	2	KINDL D		
00:42	AUT	3	WOLF B		
00:42	AUT	7	HILLEBRAND M		
00:42	AUT	84	WOLF S		
00:42	GER	6	PIETSCH J		
00:42	GER	7	T STRASSBURGER		
00:42	GER	23	KLEVER B		
00:42	GER	25	M BELL		

Legend:				
(C) Captain	DEF TD Defensive Touchdown	PAT Points after Touchdown	Pt Point	
Pts Points				

Timing and Results provided by  TISSOT





Game No: 6 Field 2

Start List

MEX vs ITA

MEX - Mexico

Offense

No.	Name	Position
1	BALDERRAMOS Victor	Offense
2	Bruno ESPINOZA	Offense
6	ESPINOZA Carlos	Offense
7	SALAZAR Said	Offense
14	OLIVERA Jorge	Offense
16	OLVERA Carlos	Offense
18	Cosme HERNANDEZ	Offense
19	VILLALOBOS Guillermo	Offense

Head Coach ALFARO Fernando

Defense

Shirt: green Shorts: black

No.	Name	Position
8	RAMIREZ David	Defense
10	ESQUER Alejandro	Defense
21	Ivan Roberto MENDEZ	Defense
26	OLIVO Joshua	Defense

ITA - Italy

Offense

No.	Name	Position
1	ZAHRAKKA Luke	Offense
2	SIMONE Mark Andrew	Offense
13	GERBINO Jared Lee	Offense
17	SECK Tamsir	Offense
19	SANTAGOSTINO Gianluca	Offense
26	PETRILLI Riccardo	Offense


Head Coach GERBALDI Giorgio

Defense

Shirt: blue Shorts: blue

No.	Name	Position
3	FRAZZETTO Gerardo	Defense
7	GALANTE Matteo	Defense
21	SCAPERROTTA Lorenzo	Defense
23	DELLA VECCHIA Giuseppe	Defense
36	PICCINNI Flavio	Defense
88	MOZZANICA Matteo	Defense

Legend: (C) Captain No. Shirt Number

Timing and Results provided by  TISSOT





Game No: 6

Results

MEX 28 - 33 ITA


	H1	H2	Total
MEX	14	13	28
ITA	7	26	33

MEX - Mexico

No.	Name	Touchdown			PAT (1-Pt)	PAT (2-Pts)	Safety	DEF TD
		Passing	Rushing	Receiving				
1	BALDERRAMOS Victor	4			0 / 2			
2	Bruno ESPINOZA			1				
6	ESPINOZA Carlos							
7	SALAZAR Said			1				
8	RAMIREZ David							
10	ESQUER Alejandro							
14	OLIVERA Jorge			2				
16	OLVERA Carlos				1 / 1	1 / 1		
18	Cosme HERNANDEZ							
19	VILLALOBOS Guillermo							
21	Ivan Roberto MENDEZ							
26	OLIVO Joshua							
Total:		4		4	1 / 3	1 / 1		

ITA - Italy

No.	Name	Touchdown			PAT (1-Pt)	PAT (2-Pts)	Safety	DEF TD
		Passing	Rushing	Receiving				
1	ZHRADKA Luke	5			0 / 1	0 / 1		
2	SIMONE Mark Andrew			1	2 / 2			
3	FRAZZETTO Gerardo							
7	GALANTE Matteo							
13	GERBINO Jared Lee			1				
17	SECK Tamsir							
19	SANTAGOSTINO Gianluca			3	1 / 1			
21	SCAPERROTTA Lorenzo							
23	DELLA VECCHIA Giuseppe							
26	PETRILLI Riccardo							
36	PICCINNI Flavio							
88	MOZZANICA Matteo							
Total:		5		5	3 / 4	0 / 1		


Timing and Results provided by  TISSOT



Game No: 6

Results

1st Half					
Time	Team	No.	Name	Action	Score
20:00	MEX	6	ESPINOZA C		
20:00	MEX	8	RAMIREZ D		
20:00	MEX	10	ESQUER A		
20:00	MEX	21	I MENDEZ		
20:00	MEX	26	OLIVO J		
20:00	ITA	1	ZAHRADKA L		
20:00	ITA	2	SIMONE MA		
20:00	ITA	13	GERBINO JL		
20:00	ITA	17	SECK T		
20:00	ITA	19	SANTAGOSTINO G		
15:47	MEX	6	ESPINOZA C		
15:47	MEX	8	RAMIREZ D		
15:47	MEX	10	ESQUER A		
15:47	MEX	21	I MENDEZ		
15:47	MEX	26	OLIVO J		
15:47	ITA	1	ZAHRADKA L		
15:47	ITA	2	SIMONE MA		
15:47	ITA	13	GERBINO JL		
15:47	ITA	17	SECK T		
15:47	ITA	19	SANTAGOSTINO G		
14:12	MEX	14	OLIVERA J	Receiving Touchdown (pass from BALDERRAMOS V)	6 - 0
13:42	MEX	1	BALDERRAMOS V	extra point play from 5yds no good	
13:28	MEX	1	BALDERRAMOS V		
13:28	MEX	2	B ESPINOZA		
13:28	MEX	14	OLIVERA J		
13:28	MEX	16	OLVERA C		
13:28	MEX	19	VILLALOBOS G		
13:28	ITA	7	GALANTE M		
13:28	ITA	21	SCAPERROTTA L		
13:28	ITA	23	DELLA VECCHIA G		
13:28	ITA	26	PETRILLI R		
13:28	ITA	36	PICCINNI F		
10:47	MEX	6	ESPINOZA C		
10:47	MEX	8	RAMIREZ D		
10:47	MEX	10	ESQUER A		
10:47	MEX	21	I MENDEZ		
10:47	MEX	26	OLIVO J		
10:47	ITA	1	ZAHRADKA L		
10:47	ITA	2	SIMONE MA		
10:47	ITA	13	GERBINO JL		
10:47	ITA	17	SECK T		
10:47	ITA	19	SANTAGOSTINO G		
08:33	MEX	7	SALAZAR S		
07:11	MEX	1	BALDERRAMOS V		
07:11	MEX	2	B ESPINOZA		
07:11	MEX	14	OLIVERA J		
07:11	MEX	16	OLVERA C		
07:11	MEX	19	VILLALOBOS G		
07:11	ITA	7	GALANTE M		
07:11	ITA	21	SCAPERROTTA L		
07:11	ITA	23	DELLA VECCHIA G		
07:11	ITA	26	PETRILLI R		
07:11	ITA	36	PICCINNI F		
06:10	ITA	19	SANTAGOSTINO G		
04:42	MEX	10	ESQUER A		
04:42	MEX	21	I MENDEZ		

Timing and Results provided by  TISSOT






Game No: 6

Results

04:42	ITA	13	GERBINO JL		
04:01	MEX	6	ESPINOZA C		
04:01	MEX	8	RAMIREZ D		
04:01	MEX	18	C HERNANDEZ		
04:01	MEX	26	OLIVO J		
04:01	ITA	1	ZAHRADKA L		
04:01	ITA	2	SIMONE MA		
04:01	ITA	17	SECK T		
04:01	ITA	19	SANTAGOSTINO G		
04:01	ITA	88	MOZZANICA M		
02:58	MEX	16	OLVERA C		
02:28	MEX	7	SALAZAR S	Receiving Touchdown (pass from BALDERRAMOS V)	12 - 0
02:13	MEX	14	OLIVERA J		
01:43	MEX	16	OLVERA C	2Pt Conversion - Receiving (pass from)	14 - 0
01:43	MEX	1	BALDERRAMOS V		
01:43	MEX	2	B ESPINOZA		
01:43	MEX	7	SALAZAR S		
01:43	MEX	16	OLVERA C		
01:43	MEX	19	VILLALOBOS G		
01:43	ITA	3	FRAZZETTO G		
01:43	ITA	7	GALANTE M		
01:43	ITA	21	SCAPERROTTA L		
01:43	ITA	23	DELLA VECCHIA G		
01:43	ITA	36	PICCINNI F		
00:29	ITA	13	GERBINO JL	Receiving Touchdown (pass from ZAHRADKA L)	14 - 6
00:29	ITA	2	SIMONE MA	extra point play from 5yds	14 - 7
00:29	MEX	6	ESPINOZA C		
00:29	MEX	8	RAMIREZ D		
00:29	MEX	10	ESQUER A		
00:29	MEX	21	I MENDEZ		
00:29	MEX	26	OLIVO J		
00:29	ITA	1	ZAHRADKA L		
00:29	ITA	2	SIMONE MA		
00:29	ITA	13	GERBINO JL		
00:29	ITA	17	SECK T		
00:29	ITA	19	SANTAGOSTINO G		
00:22	MEX	2	B ESPINOZA		

2nd Half					
Time	Team	No.	Name	Action	Score
20:00	MEX	1	BALDERRAMOS V		
20:00	MEX	2	B ESPINOZA		
20:00	MEX	14	OLIVERA J		
20:00	MEX	16	OLVERA C		
20:00	MEX	19	VILLALOBOS G		
20:00	ITA	3	FRAZZETTO G		
20:00	ITA	7	GALANTE M		
20:00	ITA	21	SCAPERROTTA L		
20:00	ITA	23	DELLA VECCHIA G		
20:00	ITA	36	PICCINNI F		
19:06	MEX	19	VILLALOBOS G		
17:54	MEX	1	BALDERRAMOS V		
17:54	MEX	2	B ESPINOZA		
17:54	MEX	7	SALAZAR S		
17:54	MEX	14	OLIVERA J		
17:54	MEX	16	OLVERA C		
17:54	ITA	3	FRAZZETTO G		
17:54	ITA	7	GALANTE M		
17:54	ITA	21	SCAPERROTTA L		

Timing and Results provided by  TISSOT






Game No: 6

Results

17:54	ITA	23	DELLA VECCHIA G		
17:54	ITA	36	PICCINNI F		
17:08	ITA	2	SIMONE MA	Receiving Touchdown (pass from ZAHRADKA L)	14 - 13
16:46	ITA	19	SANTAGOSTINO G	extra point play from 5yds	14 - 14
16:05	MEX	6	ESPINOZA C		
16:05	MEX	8	RAMIREZ D		
16:05	MEX	10	ESQUER A		
16:05	MEX	21	I MENDEZ		
16:05	MEX	26	OLIVO J		
16:05	ITA	1	ZAHRADKA L		
16:05	ITA	2	SIMONE MA		
16:05	ITA	13	GERBINO JL		
16:05	ITA	17	SECK T		
16:05	ITA	19	SANTAGOSTINO G		
14:49	MEX	16	OLVERA C		
14:40	MEX	14	OLIVERA J	Receiving Touchdown (pass from BALDERRAMOS V)	20 - 14
14:30	MEX	1	BALDERRAMOS V	extra point play from 5yds no good	
14:01	MEX	1	BALDERRAMOS V		
14:01	MEX	2	B ESPINOZA		
14:01	MEX	7	SALAZAR S		
14:01	MEX	14	OLIVERA J		
14:01	MEX	19	VILLALOBOS G		
14:01	ITA	3	FRAZZETTO G		
14:01	ITA	7	GALANTE M		
14:01	ITA	21	SCAPERROTTA L		
14:01	ITA	23	DELLA VECCHIA G		
14:01	ITA	36	PICCINNI F		
12:30	MEX	21	I MENDEZ		
11:33	MEX	26	OLIVO J		
11:26	MEX	6	ESPINOZA C		
10:38	ITA	19	SANTAGOSTINO G	Receiving Touchdown (pass from ZAHRADKA L)	20 - 20
10:26	ITA	2	SIMONE MA	extra point play from 5yds	20 - 21
08:58	MEX	8	RAMIREZ D		
08:58	MEX	10	ESQUER A		
08:58	MEX	18	C HERNANDEZ		
08:58	MEX	21	I MENDEZ		
08:58	MEX	26	OLIVO J		
08:58	ITA	1	ZAHRADKA L		
08:58	ITA	2	SIMONE MA		
08:58	ITA	13	GERBINO JL		
08:58	ITA	17	SECK T		
08:58	ITA	19	SANTAGOSTINO G		
08:55	MEX	2	B ESPINOZA	Receiving Touchdown (pass from BALDERRAMOS V)	26 - 21
08:33	MEX	16	OLVERA C	extra point play from 5yds	27 - 21
08:06	MEX	1	BALDERRAMOS V		
08:06	MEX	2	B ESPINOZA		
08:06	MEX	7	SALAZAR S		
08:06	MEX	14	OLIVERA J		
08:06	MEX	16	OLVERA C		
08:06	ITA	3	FRAZZETTO G		
08:06	ITA	7	GALANTE M		
08:06	ITA	21	SCAPERROTTA L		
08:06	ITA	23	DELLA VECCHIA G		
08:06	ITA	36	PICCINNI F		
06:31	ITA	19	SANTAGOSTINO G	Receiving Touchdown (pass from ZAHRADKA L)	27 - 27
06:21	ITA	1	ZAHRADKA L	extra point play from 5yds no good	
05:53	MEX	6	ESPINOZA C		
05:53	MEX	8	RAMIREZ D		
05:53	MEX	10	ESQUER A		

Timing and Results provided by  TISSOT






Game No: 6

Results

05:53	MEX	21	I MENDEZ		
05:53	MEX	26	OLIVO J		
05:53	ITA	1	ZAHRADKA L		
05:53	ITA	2	SIMONE MA		
05:53	ITA	13	GERBINO JL		
05:53	ITA	17	SECK T		
05:53	ITA	19	SANTAGOSTINO G		
04:40	MEX	14	OLIVERA J		
03:19	MEX	19	VILLALOBOS G		
02:49	MEX	16	OLVERA C		
01:57	MEX	14	OLIVERA J		
01:47	MEX	1	BALDERRAMOS V		
01:47	MEX	2	B ESPINOZA		
01:47	MEX	7	SALAZAR S		
01:47	MEX	16	OLVERA C		
01:47	MEX	19	VILLALOBOS G		
01:47	ITA	3	FRAZZETTO G		
01:47	ITA	7	GALANTE M		
01:47	ITA	21	SCAPERROTTA L		
01:47	ITA	23	DELLA VECCHIA G		
01:47	ITA	36	PICCINNI F		
00:06	ITA	19	SANTAGOSTINO G	Receiving Touchdown (pass from ZAHRADKA L)	27 - 33
00:06	ITA	1	ZAHRADKA L	2Pt Conversion - Receiving (pass from)	

Legend:				
(C) Captain	DEF TD Defensive Touchdown	PAT Points after Touchdown	Pt Point	
Pts Points				

Timing and Results provided by 





Game No: 9 Field 1

Start List

MEX vs GER

Referee: ABRAMS Desiree (USA)
Down Judge: AGEBRINK Markus (SWE)
Field Judge: Negishi TSUTOMO (JPN)
Side Judge: MALY Filip (CZE)

MEX - Mexico

Offense

No.	Name	Position
1	BALDERRAMOS Victor	Offense
2	Bruno ESPINOZA	Offense
6	ESPINOZA Carlos	Offense
7	SALAZAR Said	Offense
14	OLIVERA Jorge	Offense
16	OLVERA Carlos	Offense
18	Cosme HERNANDEZ	Offense
19	VILLALOBOS Guillermo	Offense

Head Coach ALFARO Fernando

Defense

Shirt: white Shorts: white

No.	Name	Position
8	RAMIREZ David	Defense
10	ESQUER Alejandro	Defense
21	Ivan Roberto MENDEZ	Defense
26	OLIVO Joshua	Defense

GER - Germany

Offense

No.	Name	Position
6	PIETSCH Jan	Offense
7	Timo STRASSBURGER	Offense
8	HACHMANN Nils	Offense
21	ACHENBACH Fabian	Offense
23	KLEVER Benjamin	Offense
25	Michael BELL	Offense


Head Coach BASTERT Hauke

Defense

Shirt: black Shorts: black

No.	Name	Position
1	Jerome SAXON	Defense
2	JUST Nils	Defense
4	KLEIN Philipp	Defense
9	SINGER Kai	Defense
14	BRAUNSDORF Oliver	Defense
91	KRAMER Heiko	Defense

Legend: (C) Captain No. Shirt Number

Timing and Results provided by  TISSOT





Game No: 9

Results

MEX 30 - 14 GER

Referee: ABRAMS Desiree (USA)
Down Judge: AGEBRINK Markus (SWE)
Field Judge: Negishi TSUTOMO (JPN)
Side Judge: MALY Filip (CZE)


	H1	H2	Total
MEX	18	12	30
GER	14	0	14

MEX - Mexico

No.	Name	Touchdown			PAT (1-Pt)	PAT (2-Pts)	Safety	DEF TD
		Passing	Rushing	Receiving				
1	BALDERRAMOS Victor	4			0 / 1	0 / 3		
2	Bruno ESPINOZA			1				
6	ESPINOZA Carlos							
7	SALAZAR Said			1				
8	RAMIREZ David							
10	ESQUER Alejandro							
14	OLIVERA Jorge			1				
16	OLVERA Carlos	1		1				
18	Cosme HERNANDEZ							
19	VILLALOBOS Guillermo			1				
21	Ivan Roberto MENDEZ							
26	OLIVO Joshua							
Total:		5		5	0 / 1	0 / 3		

GER - Germany

No.	Name	Touchdown			PAT (1-Pt)	PAT (2-Pts)	Safety	DEF TD
		Passing	Rushing	Receiving				
1	Jerome SAXON					0 / 1		
2	JUST Nils							
4	KLEIN Philipp							
6	PIETSCH Jan			1	0 / 1	1 / 1		
7	Timo STRASSBURGER							
8	HACHMANN Nils							
9	SINGER Kai							
14	BRAUNSDORF Oliver							
21	ACHENBACH Fabian			1				
23	KLEVER Benjamin	2						
25	Michael BELL							
91	KRAMER Heiko							
Total:		2		2	0 / 1	1 / 2		

Timing and Results provided by  TISSOT




Game No: 9

Results

1st Half					
Time	Team	No.	Name	Action	Score
20:00	MEX	6	ESPINOZA C		
20:00	MEX	8	RAMIREZ D		
20:00	MEX	10	ESQUER A		
20:00	MEX	21	I MENDEZ		
20:00	MEX	26	OLIVO J		
20:00	GER	6	PIETSCH J		
20:00	GER	8	HACHMANN N		
20:00	GER	21	ACHENBACH F		
20:00	GER	23	KLEVER B		
20:00	GER	25	M BELL		
17:17	MEX	6	ESPINOZA C		
17:17	MEX	8	RAMIREZ D		
17:17	MEX	10	ESQUER A		
17:17	MEX	21	I MENDEZ		
17:17	MEX	26	OLIVO J		
17:17	GER	8	HACHMANN N		
17:17	GER	25	M BELL		
14:17	MEX	19	VILLALOBOS G	Receiving Touchdown (pass from OLVERA C)	6 - 0
13:36	MEX	1	BALDERRAMOS V	2Pt Conversion - Receiving (pass from)	
12:43	GER	2	JUST N		
12:43	GER	4	KLEIN P		
11:41	GER	6	PIETSCH J	Receiving Touchdown (pass from KLEVER B)	6 - 6
11:01	GER	6	PIETSCH J	extra point play from 5yds no good	
10:00	MEX	16	OLVERA C		
08:46	MEX	2	B ESPINOZA	Receiving Touchdown (pass from BALDERRAMOS V)	12 - 6
08:18	MEX	1	BALDERRAMOS V	extra point play from 5yds no good	
05:20	GER	21	ACHENBACH F	Receiving Touchdown (pass from KLEVER B)	12 - 12
04:43	GER	6	PIETSCH J	2Pt Conversion - Receiving (pass from)	12 - 14
04:21	MEX	19	VILLALOBOS G		
00:20	MEX	16	OLVERA C	Receiving Touchdown (pass from BALDERRAMOS V)	18 - 14
00:16	MEX	1	BALDERRAMOS V	2Pt Conversion - Receiving (pass from)	

2nd Half					
Time	Team	No.	Name	Action	Score
20:00	MEX	1	BALDERRAMOS V		
20:00	MEX	2	B ESPINOZA		
20:00	MEX	7	SALAZAR S		
20:00	MEX	14	OLIVERA J		
20:00	MEX	19	VILLALOBOS G		
20:00	GER	1	J SAXON		
20:00	GER	7	T STRASSBURGER		
20:00	GER	14	BRAUNSDORF O		
20:00	GER	23	KLEVER B		
20:00	GER	91	KRAMER H		
14:49	MEX	7	SALAZAR S	Receiving Touchdown (pass from BALDERRAMOS V)	24 - 14
14:30	GER	1	J SAXON	2Pt Conversion - Receiving (pass from)	
13:51	GER	1	J SAXON		
13:51	GER	7	T STRASSBURGER		
13:51	GER	14	BRAUNSDORF O		
13:51	GER	91	KRAMER H		
10:04	MEX	7	SALAZAR S		
10:04	GER	6	PIETSCH J		
06:42	MEX	19	VILLALOBOS G		
06:05	MEX	14	OLIVERA J	Receiving Touchdown (pass from BALDERRAMOS V)	30 - 14
05:48	MEX	1	BALDERRAMOS V	2Pt Conversion - Receiving (pass from)	
05:07	MEX	1	BALDERRAMOS V		

Timing and Results provided by  TISSOT






Game No: 9

Results

05:07	MEX	2	B ESPINOZA		
05:07	MEX	7	SALAZAR S		
05:07	MEX	14	OLIVERA J		
05:07	MEX	16	OLVERA C		
05:07	GER	4	KLEIN P		
01:42	MEX	8	RAMIREZ D		
01:42	MEX	10	ESQUER A		
01:42	MEX	18	C HERNANDEZ		
01:42	MEX	21	I MENDEZ		
01:42	MEX	26	OLIVO J		

Legend:				
(C) Captain	DEF TD Defensive Touchdown	PAT	Points after Touchdown	Pt Point
Pts Points				

Timing and Results provided by 





Game No: 10 Field 1

Start List

AUT vs ITA

Referee: SELA Omer (ISR)
Down Judge: GARAGAN Emma-Claire (CAN)
Field Judge: BRANDON Covington (USA)
Side Judge: KOTLIAR Allan (USA)

AUT - Austria

Offense

No.	Name	Position
9	WASSHUBER Felix	Offense
10	MAROLT Sebastian	Offense
11	PRANDL Johannes	Offense
13	STUR Martin	Offense
20	BRAUER Gregor	Offense
37	HOCHLEITNER Daniel	Offense

Head Coach HAZDRA Florian

Defense

Shirt: red Shorts: black

No.	Name	Position
1	Philip HARTMANN	Defense
2	KINDL Daniel	Defense
3	WOLF Benedikt	Defense
7	HILLEBRAND Maximilian	Defense
8	KARL Michael	Defense
84	WOLF Sebastian	Defense

ITA - Italy

Offense

No.	Name	Position
1	ZAHRAKKA Luke	Offense
2	SIMONE Mark Andrew	Offense
13	GERBINO Jared Lee	Offense
17	SECK Tamsir	Offense
19	SANTAGOSTINO Gianluca	Offense
26	PETRILLI Riccardo	Offense


Head Coach GERBALDI Giorgio

Defense

Shirt: blue Shorts: blue

No.	Name	Position
3	FRAZZETTO Gerardo	Defense
7	GALANTE Matteo	Defense
21	SCAPERROTTA Lorenzo	Defense
23	DELLA VECCHIA Giuseppe	Defense
36	PICCINNI Flavio	Defense
88	MOZZANICA Matteo	Defense

Legend: (C) Captain No. Shirt Number

Timing and Results provided by  TISSOT





Game No: 10

Results

AUT 27 - 34 ITA

Referee: SELA Omer (ISR)
Down Judge: GARAGAN Emma-Claire (CAN)
Field Judge: BRANDON Covington (USA)
Side Judge: KOTLIAR Allan (USA)

	H1	H2	Total
AUT	13	14	27
ITA	20	14	34

AUT - Austria

No.	Name	Touchdown			PAT (1-Pt)	PAT (2-Pts)	Safety	DEF TD
		Passing	Rushing	Receiving				
1	Philip HARTMANN	1						
2	KINDL Daniel							
3	WOLF Benedikt							
7	HILLEBRAND Maximilian							
8	KARL Michael							
9	WASSHUBER Felix	3						
10	MAROLT Sebastian			1	2 / 3			
11	PRANDL Johannes			2	1 / 1			
13	STUR Martin			1				
20	BRAUER Gregor							
37	HOCHLEITNER Daniel							
84	WOLF Sebastian							
Total:		4		4	3 / 4			

ITA - Italy

No.	Name	Touchdown			PAT (1-Pt)	PAT (2-Pts)	Safety	DEF TD
		Passing	Rushing	Receiving				
1	ZAHRAKKA Luke	4						
2	SIMONE Mark Andrew				0 / 1			
3	FRAZZETTO Gerardo							
7	GALANTE Matteo							
13	GERBINO Jared Lee	1		2	1 / 1			
17	SECK Tamsir			3	2 / 2			
19	SANTAGOSTINO Gianluca							
21	SCAPERROTTA Lorenzo							
23	DELLA VECCHIA Giuseppe							
26	PETRILLI Riccardo							
36	PICCINNI Flavio							
88	MOZZANICA Matteo				1 / 1			
Total:		5		5	4 / 5			

Timing and Results provided by  TISSOT




Game No: 10

Results

1st Half					
Time	Team	No.	Name	Action	Score
20:00	AUT	1	P HARTMANN		
20:00	AUT	2	KINDL D		
20:00	AUT	3	WOLF B		
20:00	AUT	7	HILLEBRAND M		
20:00	AUT	84	WOLF S		
20:00	ITA	1	ZAHRADKA L		
20:00	ITA	2	SIMONE MA		
20:00	ITA	13	GERBINO JL		
20:00	ITA	17	SECK T		
20:00	ITA	19	SANTAGOSTINO G		
15:42	ITA	17	SECK T	Receiving Touchdown (pass from GERBINO JL)	0 - 6
15:03	ITA	17	SECK T	extra point play from 5yds	0 - 7
11:57	AUT	1	P HARTMANN		
11:57	AUT	3	WOLF B		
11:57	AUT	7	HILLEBRAND M		
11:57	AUT	84	WOLF S		
11:41	AUT	10	MAROLT S	Receiving Touchdown (pass from WASSHUBER F)	6 - 7
11:26	AUT	10	MAROLT S	extra point play from 5yds no good	
11:00	ITA	19	SANTAGOSTINO G		
08:52	AUT	2	KINDL D		
06:11	AUT	11	PRANDL J	Receiving Touchdown (pass from P HARTMANN)	12 - 7
05:52	AUT	11	PRANDL J	extra point play from 5yds	13 - 7
05:14	AUT	9	WASSHUBER F		
05:14	AUT	10	MAROLT S		
05:14	AUT	11	PRANDL J		
05:14	AUT	37	HOCHLEITNER D		
01:43	ITA	17	SECK T	Receiving Touchdown (pass from ZAHRADKA L)	13 - 13
01:43	ITA	2	SIMONE MA	extra point play from 5yds no good	
01:43	AUT	1	P HARTMANN		
01:43	AUT	2	KINDL D		
01:43	AUT	3	WOLF B		
01:43	AUT	7	HILLEBRAND M		
01:43	AUT	84	WOLF S		
00:44	ITA	13	GERBINO JL	Receiving Touchdown (pass from ZAHRADKA L)	13 - 19
00:00	ITA	17	SECK T	extra point play from 5yds	13 - 20

2nd Half					
Time	Team	No.	Name	Action	Score
20:00	AUT	9	WASSHUBER F		
20:00	AUT	10	MAROLT S		
20:00	AUT	11	PRANDL J		
20:00	AUT	13	STUR M		
20:00	AUT	37	HOCHLEITNER D		
20:00	ITA	7	GALANTE M		
20:00	ITA	21	SCAPERROTTA L		
20:00	ITA	23	DELLA VECCHIA G		
20:00	ITA	26	PETRILLI R		
20:00	ITA	36	PICCINNI F		
12:28	AUT	13	STUR M	Receiving Touchdown (pass from WASSHUBER F)	19 - 20
12:08	AUT	10	MAROLT S	extra point play from 5yds	20 - 20
10:27	ITA	7	GALANTE M		
10:27	ITA	21	SCAPERROTTA L		
10:27	ITA	23	DELLA VECCHIA G		
10:27	ITA	26	PETRILLI R		
10:27	ITA	36	PICCINNI F		
07:59	ITA	17	SECK T	Receiving Touchdown (pass from ZAHRADKA L)	20 - 26

Timing and Results provided by  TISSOT






Game No: 10

Results

07:24	ITA	13	GERBINO JL	extra point play from 5yds	20 - 27
06:46	AUT	37	HOCHLEITNER D		
04:49	AUT	11	PRANDL J	Receiving Touchdown (pass from WASSHUBER F)	26 - 27
04:30	AUT	10	MAROLT S	extra point play from 5yds	27 - 27
01:41	ITA	13	GERBINO JL	Receiving Touchdown (pass from ZAHRADKA L)	27 - 33
01:30	ITA	88	MOZZANICA M	extra point play from 5yds	27 - 34
01:23	AUT	20	BRAUER G		

Legend:							
(C)	Captain	DEF TD	Defensive Touchdown	PAT	Points after Touchdown	Pt	Point
Pts	Points						

Timing and Results provided by  TISSOT





Flag Football

Women's





Team Roster

As of SUN 10 JUL 2022


AUT - Austria

Shirt No.	Name	Playing Position	Age	Height m / ft in	Weight kg / lbs	Club
3	PEHAM Bianca	Offense	21			
5	Therese WEIGANG	Offense	32			
8	JANDA Charlotte	Defense	28			
10	STRIBRNY Saskia	Offense	31			
12	STRAKA Jasmin	Defense	26			
15	KONECNY Stephanie	Offense	28			
16	KUGLER Karoline	Offense	28			
27	WENDSCHLAG Annika	Defense	28			
28	CZUCKA Brita	Offense	20			
31	SOTTNER Franziska	Offense	26			
47	MULLEBNER Teresa	Defense	30			
65	MANSBART Katrin	Offense	28			
Team Average:			27.2	0'0"		

Uniform colours	Shirt	Shorts
1st	red	black
2nd	white	black

Head Coach	KAYER Thomas
Assistant Coach	MOOSBURGER Christoph
Assistant Coach	BEISTEINER Martina
Team Staff	Sigrid RAUTER
Team Staff	Michael SCHARNAGL

Legend:
(C) Captain No. Number

Timing and Results provided by  TISSOT

USFWTEAM5-----_C33_WAUT 2

Report Created SUN 10 JUL 2022 13:22

Page 1 / 1





Team Roster

As of SUN 10 JUL 2022

BRA - Brazil

Shirt No.	Name	Playing Position	Age	Height m / ft in	Weight kg / lbs	Club
3	SANTOS Karolyne	Offense	29			
5	Alessandra RODRIGUES de SOUZA	Offense	27			
6	ARAUJO Kely	Offense	34			
7	Luiza MARTINS	Offense	30			
8	BOABAID Amanda	Offense	27			
10	TORELLI Lara	Offense	24			
16	Pamela SOARES	Offense	30			
21	SOUZA Karoline	Offense	35			
29	ALENCAR Taisa	Offense	24			
32	Thamires QUINTINO de ABREU	Offense	28			
73	Mariana CASTRO TEIXEIRA	Offense	34			
82	NESRALLA Lara	Offense	29			
Team Average:			29.3	0'0"		

Uniform colours
1st **Shirt** **Shorts**
 yellow green
2nd white blue

Head Coach Victoria GUGLIELMO de SOUZA
Assistant Coach CAMARGO Ingrid
Assistant Coach CAZARIN Ana Luiza

Legend:
 (C) Captain No. Number

Timing and Results provided by 

USFWTEAM5-----_C33_WBRA 1

Report Created SUN 10 JUL 2022 13:25

Page 1 / 1





Team Roster

As of SUN 10 JUL 2022


FRA - France

Shirt No.	Name	Playing Position	Age	Height m / ft in	Weight kg / lbs	Club
1	CHARANI Naissa	Offense	27			
5	HOURET Lucie	Offense	30			
6	LEBLOND Valentine	Offense	33			
9	AJAYI Louisa	Offense	30			
10	ROY Catherine	Offense	35			
13	DELAYEN Lilou	Offense	21			
16	DEUEZ Cynthia	Offense	30			
17	SOW Gabriella	Offense	27			
19	DE SANTIS Elisa	Offense	33			
22	BA Maymouna	Offense	30			
23	ATES Delfin	Offense	26			
29	YOUSOUF Halima	Offense	38			
Team Average:			30.0	0'0"		

Uniform colours	Shirt	Shorts
1st	blue	blue
2nd	white	white

Head Coach	FRIEDERICH Lionel
Assistant Coach	BELLENGER Vincent
Team Staff	ULLRICH Jonas Aaron (GER)
Team Staff	Romain de CHEVIGNY

Legend:	
(C)	Captain No. Number

Timing and Results provided by  TISSOT

USFWTEAM5-----_C33_WFRA 1

Report Created SUN 10 JUL 2022 13:25

Page 1 / 1





Team Roster

As of SUN 10 JUL 2022


ITA - Italy

Shirt No.	Name	Playing Position	Age	Height m / ft in	Weight kg / lbs	Club
1	ACETI Paola	Offense	27			
7	SIVIERO Giorgia	Offense	18			
9	CASADEI Martina	Offense	31			
13	BASCIALLA Margherita	Offense	23			
43	GUGLIELMINO Yvonne	Offense	36			
47	TESSERA Marianna	Offense	30			
50	LOIACONO Sabrina	Offense	25			
57	DE SANCTIS Beatrice	Offense	24			
69	FURLAN Francesca	Offense	33			
82	DELL'ORTO Nausicca	Offense	28			
88	ALBERIGHI Costanza	Offense	23			
99	ZOCCA Giada	Offense	30			
Team Average:			27.3	0'0"		

Uniform colours	Shirt	Shorts
1st	blue	blue
2nd	white	white

Head Coach	GUGLIELMINO Valeria
Assistant Coach	PASSERA Omar
Assistant Coach	SANTAGOSTINO PRETINA Marco
Team Staff	TORTOSA Fabio
Team Staff	Cristian PEREZ

Legend:	
(C)	Captain No. Number

Timing and Results provided by  TISSOT





Team Roster

As of WED 13 JUL 2022


JPN - Japan

Shirt No.	Name	Playing Position	Age	Height m / ft in	Weight kg / lbs	Club
1	SATO Yuki	Defense	31			
4	SAEKI Suzuka	Defense	19			
5	KANATANI Asahi	Defense	22			
7	OMI Yurika	Offense	23			
9	NAKAHATA Yuri	Offense	19			
10	IWATA Chihiro	Defense	18			
12	MEGURO Nanase	Offense	18			
14	KITAZAKI Akari	Defense	18			
17	NAKAZAWA Kanako	Defense	26			
18	MIYAKE Moe	Offense	30			
65	TATSUNO Shiori	Defense	25			
99	KATO Junna	Offense	25			
Team Average:			22.8	0'0"		

Uniform colours	Shirt	Shorts
1st	red	black
2nd	white	black

Head Coach	KANEYASU Shoji
Assistant Coach	SUIGITA Eiji
Assistant Coach	Tomoko TSUGANE
Team Staff	SUZUKI Nozomi

Legend:	No.	Number
(C)	Captain	

Timing and Results provided by  TISSOT





Team Roster

As of SUN 10 JUL 2022

MEX - Mexico


Shirt No.	Name	Playing Position	Age	Height m / ft in	Weight kg / lbs	Club
1	SILVA Sheilla	Offense	36			
3	CONTRERAS Silvia	Offense	28			
4	RANGEL Monica	Offense	23			
10	REYES Pamela	Offense	34			
12	LANDA Rebeca	Defense	30			
15	ROJANO Ana Valeria	Defense	33			
17	RAMIREZ Ingrid	Defense	22			
24	DELGADILLO Andrea	Offense	25			
33	FLORES Diana	Offense	24			
82	LORA Arianna	Defense	26			
85	Indra MONTES	Offense	27			
88	RIOS Xiomara	Defense	31			
Team Average:			28.3	0'0"		

Uniform colours	Shirt	Shorts
1st	green	black
2nd	white	white

Offensive Coordinator CONDE Topacio

Defensive Coordinator ACOSTA Luis

Legend:	No.	Number
(C) Captain		

Timing and Results provided by  TISSOT





Team Roster

As of SUN 10 JUL 2022


PAN - Panama

Shirt No.	Name	Playing Position	Age	Height m / ft in	Weight kg / lbs	Club
1	HERNANDEZ Arlen	Defense	26			
3	DEL CID Leslie	Defense	24			
5	CASTRO Orlanda	Offense	31			
6	GALLIMORE Maria de Lourdes	Defense	33			
8	DOS SANTOS Tatiana	Offense	19			
17	RODRIGUEZ Ayin	Offense	24			
19	SANTOS Thaymiluz	Offense	18			
22	CASTILLERO Valerie	Defense				
27	RODRIGUEZ Maria	Defense	26			
43	CASTILLO Andrea	Offense	18			
44	DE LEON Ana Paula	Defense	25			
70	EVANS Angela	Offense	28			
Team Average:			24.7	0'0"		

Uniform colours	Shirt	Shorts
1st	red	black
2nd	blue	black

Head Coach	REED Jack (USA)
Assistant Coach	VALDERRAMA Gerald
Assistant Coach	Marki OSTRANDER

Legend:
(C) Captain No. Number

Timing and Results provided by  TISSOT

USFWTEAM5-----_C33_WPAN 3

Report Created SUN 10 JUL 2022 15:01

Page 1 / 1





Team Roster

As of WED 13 JUL 2022

USA - United States of America

Shirt No.	Name	Playing Position	Age	Height m / ft in	Weight kg / lbs	Club
1	OVERSTREET Joann	Offense	39			
2	GEARHART Mariah	Offense	33			
4	KROUCH Vanita	Offense	41			
6	COMICE Sheneika	Offense	34			
8	BIBBS Nadia	Defense	37			
12	WHISONANT Ashley	Defense	35			
13	AUTRY Deliah	Defense	26			
14	Mary Kate BULA	Defense	28			
15	PATE Ayanna	Defense	29			
16	ROQUE Michelle	Defense	28			
27	WINTER Crystal	Defense	37			
69	DANIELS Crystal	Offense	31			
Team Average:			33.2	0'0"		

Uniform colours	Shirt	Shorts
1st	red	black
2nd	white	white

Head Coach	LANKFORD Chris
Assistant Coach	Chad GABBERD
Team Staff	FAUST Elizabeth
Team Staff	PHOTOS Gabby

Legend:
(C) Captain No. Number

Timing and Results provided by  TISSOT

USFWTEAM5-----_C33_WUSA 4

Report Created WED 13 JUL 2022 14:11

Page 1 / 1





Tournament Summary

As of THU 14 JUL 2022

POOL A

Rank	Team	MP	W	D	L	PF	PA	PDiff
1	USA	3	3	0	0	97	59	38
2	PAN	3	2	0	1	93	56	37
3	AUT	3	1	0	2	80	78	2
4	FRA	3	0	0	3	44	121	-77

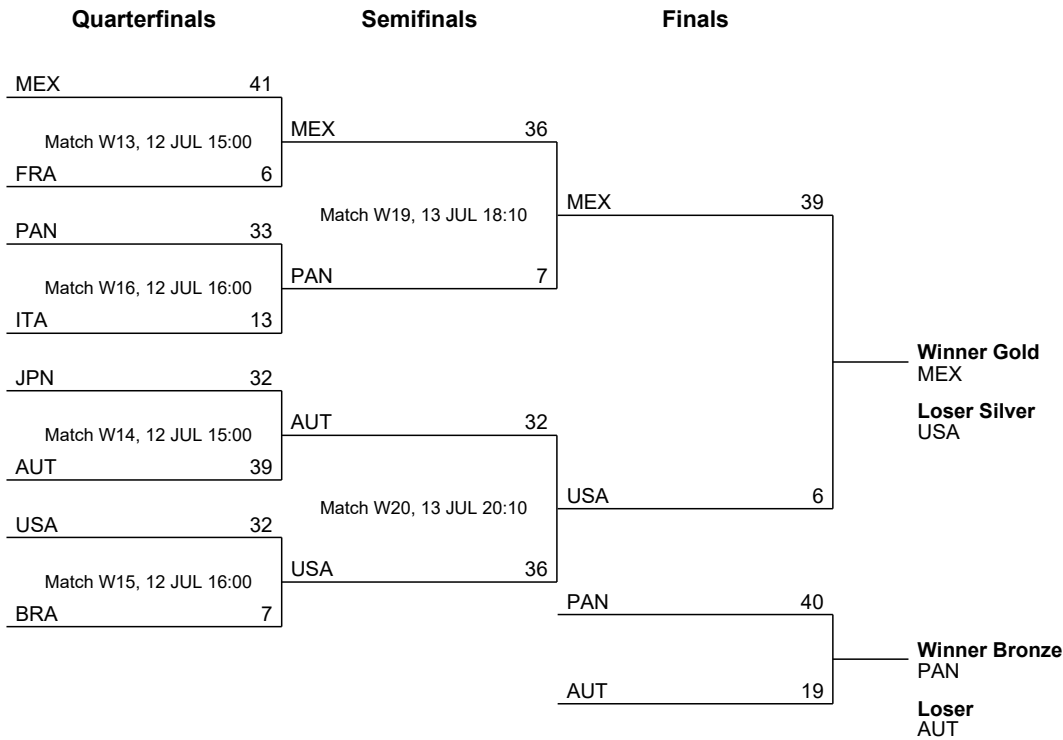
Team	USA	PAN	AUT	FRA
USA		31 - 25	27 - 21	39 - 13
PAN	25 - 31		26 - 19	42 - 6
AUT	21 - 27	19 - 26		40 - 25
FRA	13 - 39	6 - 42	25 - 40	

POOL B

Rank	Team	MP	W	D	L	PF	PA	PDiff
1	MEX	3	3	0	0	125	19	106
2	JPN	3	2	0	1	57	68	-11
3	ITA	3	1	0	2	39	87	-48
4	BRA	3	0	0	3	45	92	-47

Team	MEX	JPN	ITA	BRA
MEX		34 - 13	49 - 0	42 - 6
JPN	13 - 34		19 - 14	25 - 20
ITA	0 - 49	14 - 19		25 - 19
BRA	6 - 42	20 - 25	19 - 25	

Knock out Round



Final Standings

Medal	Rank	Team
Gold	1	Mexico
Silver	2	United States
Bronze	3	Panama
	4	Austria
	5	Japan
	6	Italy
	7	Brazil
	8	France




Tournament Summary

As of THU 14 JUL 2022

Consolation Round 5-8

FRA	13			
Match W17, 12 JUL 19:00		ITA	0	
ITA	18			
Match W18, 12 JUL 19:00		JPN	19	Winner JPN
JPN	30			Loser ITA
BRA	20			
		FRA	6	Winner BRA
		BRA	34	Loser FRA

Legend:					
D	Draw	L	Loss	MP	Matches Played
PDiff	Points Difference	PF	Points For	W	Win
				PA	Points Against

Timing and Results provided by  TISSOT



Medallists (Team)

GOLD	SILVER	BRONZE
MEX - Mexico 1 SILVA Sheilla 3 CONTRERAS Silvia 4 RANGEL Monica 10 REYES Pamela 12 LANDA Rebeca 15 ROJANO Ana Valeria 17 RAMIREZ Ingrid 24 DELGADILLO Andrea 33 FLORES Diana 82 LORA Arianna 85 Indra MONTES 88 RIOS Xiomara	USA - United States of America 1 OVERSTREET Joann 2 GEARHART Mariah 4 KROUCH Vanita 6 COMICE Sheneika 8 BIBBS Nadia 12 WHISONANT Ashley 13 AUTRY Deliah 14 Mary Kate BULA 15 PATE Ayanna 16 ROQUE Michelle 27 WINTER Crystal 69 DANIELS Crystal	PAN - Panama 1 HERNANDEZ Arlen 3 DEL CID Leslie 5 CASTRO Orlanda 6 GALLIMORE Maria de Lourdes 8 DOS SANTOS Tatiana 17 RODRIGUEZ Ayin 19 SANTOS Thaymiluz 22 CASTILLERO Valerie 27 RODRIGUEZ Maria 43 CASTILLO Andrea 44 DE LEON Ana Paula 70 EVANS Angela



Game No: 21 Field 2

Start List

FRA vs BRA

Referee: KOTLIAR Allan (USA)
Down Judge: MCMILLAN Donald (NZL)
Field Judge: BROWND Paul (NZL)
Side Judge: COLEMAN Ramaal (USA)

FRA - France

Offense

No.	Name	Position
5	HOURET Lucie	Offense
6	LEBLOND Valentine	Offense
9	AJAYI Louisa	Offense
10	ROY Catherine	Offense
13	DELAYEN Lilou	Offense
17	SOW Gabriella	Offense
29	YOUSOUF Halima	Offense

Head Coach FRIEDERICH Lionel

Defense

Shirt: blue Shorts: blue

No.	Name	Position
1	CHARANI Naissa	Defense
16	DEUEZ Cynthia	Defense
19	DE SANTIS Elisa	Defense
22	BA Maymouna	Defense
23	ATES Delfin	Defense

BRA - Brazil

Offense

No.	Name	Position
3	SANTOS Karolyne	Offense
5	Alessandra RODRIGUES de SOUZA	Offense
7	Luiza MARTINS	Offense
8	BOABAID Amanda	Offense
10	TORELLI Lara	Offense
29	ALENCAR Taisa	Offense
82	NESRALLA Lara	Offense


Head Coach Victoria GUGLIELMO de SOUZA

Defense

Shirt: yellow Shorts: green

No.	Name	Position
6	ARAUJO Kely	Defense
16	Pamela SOARES	Defense
21	SOUZA Karoline	Defense
32	Thamires QUINTINO de ABREU	Defense
73	Mariana CASTRO TEIXEIRA	Defense

Legend:
(C) Captain No. Shirt Number

Timing and Results provided by  TISSOT



Game No: 21

Results

FRA 6 - 34 BRA

Referee: KOTLIAR Allan (USA)
Down Judge: MCMILLAN Donald (NZL)
Field Judge: BROWND Paul (NZL)
Side Judge: COLEMAN Ramaal (USA)


	H1	H2	Total
FRA	6	0	6
BRA	14	20	34

FRA - France

No.	Name	Touchdown			PAT (1-Pt)	PAT (2-Pts)	Safety	DEF TD
		Passing	Rushing	Receiving				
1	CHARANI Naissa							
5	HOURET Lucie	1				0 / 1		
6	LEBLOND Valentine			1				
9	AJAYI Louisa							
10	ROY Catherine							
13	DELAYEN Lilou							
16	DEUEZ Cynthia							
17	SOW Gabriella							
19	DE SANTIS Elisa							
22	BA Maymouna							
23	ATES Delfin							
29	YOUSSOUF Halima							
Total:		1		1		0 / 1		

BRA - Brazil

No.	Name	Touchdown			PAT (1-Pt)	PAT (2-Pts)	Safety	DEF TD
		Passing	Rushing	Receiving				
3	SANTOS Karolyne							
5	Alessandra RODRIGUES de SOUZA	3	1	1		0 / 1		
6	ARAUJO Kely							
7	Luiza MARTINS	1		1		1 / 1		
8	BOABAID Amanda							
10	TORELLI Lara					1 / 1		
16	Pamela SOARES							
21	SOUZA Karoline							
29	ALENCAR Taisa					2 / 2		
32	Thamires QUINTINO de ABREU							
73	Mariana CASTRO TEIXEIRA							
82	NESRALLA Lara			2				
Total:		5	1	4		4 / 5		


Timing and Results provided by  TISSOT



Game No: 21

Results

1st Half					
Time	Team	No.	Name	Action	Score
20:00	FRA	1	CHARANI N		
20:00	FRA	13	DELAYEN L		
20:00	FRA	16	DEUEZ C		
20:00	FRA	19	de SANTIS E		
20:00	FRA	22	BA M		
20:00	BRA	3	SANTOS K		
20:00	BRA	7	L MARTINS		
20:00	BRA	10	TORELLI L		
20:00	BRA	29	ALENCAR T		
20:00	BRA	82	NESRALLA L		
18:14	FRA	13	DELAYEN L		
18:04	FRA	1	CHARANI N		
18:04	FRA	22	BA M		
18:04	FRA	23	ATES D		
18:04	BRA	3	SANTOS K		
18:04	BRA	7	L MARTINS		
18:04	BRA	10	TORELLI L		
18:04	BRA	29	ALENCAR T		
18:04	BRA	82	NESRALLA L		
15:08	FRA	5	HOURET L		
15:08	FRA	6	LEBLOND V		
15:08	FRA	10	ROY C		
15:08	BRA	6	ARAUJO K		
15:08	BRA	16	P SOARES		
15:08	BRA	21	SOUZA K		
15:08	BRA	73	M CASTRO TEIXEIRA		
12:54	FRA	13	DELAYEN L		
12:54	FRA	22	BA M		
12:54	FRA	29	YOUSSOUF H		
12:54	BRA	3	SANTOS K		
12:54	BRA	7	L MARTINS		
12:54	BRA	10	TORELLI L		
12:54	BRA	82	NESRALLA L		
09:59	FRA	6	LEBLOND V		
09:09	FRA	1	CHARANI N		
09:09	FRA	5	HOURET L		
09:09	FRA	10	ROY C		
09:09	BRA	6	ARAUJO K		
09:09	BRA	16	P SOARES		
09:09	BRA	21	SOUZA K		
09:09	BRA	32	T QUINTINO de ABRE		
09:09	BRA	73	M CASTRO TEIXEIRA		
07:27	FRA	17	SOW G		
06:28	BRA	5	A RODRIGUES de SOU	Receiving Touchdown (pass from L MARTINS)	0 - 6
06:10	BRA	7	L MARTINS	extra point play from 5yds	0 - 7
05:54	FRA	16	DEUEZ C		
05:54	FRA	19	de SANTIS E		
05:54	FRA	22	BA M		
05:54	FRA	23	ATES D		
05:54	BRA	5	A RODRIGUES de SOU		
05:54	BRA	7	L MARTINS		
05:54	BRA	10	TORELLI L		
05:54	BRA	29	ALENCAR T		
05:54	BRA	82	NESRALLA L		
04:11	FRA	6	LEBLOND V	Receiving Touchdown (pass from HOURET L)	6 - 7
03:17	FRA	5	HOURET L	2Pt Conversion - Receiving (pass from)	

Timing and Results provided by  TISSOT






Game No: 21

Results

02:50	FRA	1	CHARANI N		
02:50	FRA	5	HOURET L		
02:50	FRA	6	LEBLOND V		
02:50	FRA	10	ROY C		
02:50	BRA	6	ARAUJO K		
02:50	BRA	16	P SOARES		
02:50	BRA	21	SOUZA K		
02:50	BRA	32	T QUINTINO de ABRE		
02:50	BRA	73	M CASTRO TEIXEIRA		
00:51	BRA	7	L MARTINS	Receiving Touchdown (pass from A RODRIGUES de SOU)	6 - 13
00:51	BRA	10	TORELLI L	extra point play from 5yds	6 - 14
00:51	FRA	9	AJAYI L		
00:51	FRA	22	BA M		
00:51	FRA	23	ATES D		
00:51	FRA	29	YOUSOUF H		
00:51	BRA	5	A RODRIGUES de SOU		
00:51	BRA	7	L MARTINS		
00:51	BRA	10	TORELLI L		
00:51	BRA	29	ALENCAR T		
00:51	BRA	82	NESRALLA L		
00:23	FRA	5	HOURET L		
00:23	FRA	6	LEBLOND V		
00:23	FRA	10	ROY C		
00:23	FRA	16	DEUEZ C		
00:23	BRA	8	BOABAID A		
00:23	BRA	16	P SOARES		
00:23	BRA	21	SOUZA K		
00:23	BRA	32	T QUINTINO de ABRE		
00:23	BRA	73	M CASTRO TEIXEIRA		

2nd Half					
Time	Team	No.	Name	Action	Score
20:00	FRA	6	LEBLOND V		
20:00	FRA	9	AJAYI L		
20:00	FRA	10	ROY C		
20:00	FRA	16	DEUEZ C		
20:00	FRA	19	de SANTIS E		
20:00	BRA	8	BOABAID A		
20:00	BRA	16	P SOARES		
20:00	BRA	21	SOUZA K		
20:00	BRA	32	T QUINTINO de ABRE		
20:00	BRA	73	M CASTRO TEIXEIRA		
18:00	FRA	6	LEBLOND V		
18:00	FRA	10	ROY C		
18:00	FRA	19	de SANTIS E		
18:00	BRA	8	BOABAID A		
18:00	BRA	16	P SOARES		
18:00	BRA	21	SOUZA K		
18:00	BRA	32	T QUINTINO de ABRE		
18:00	BRA	73	M CASTRO TEIXEIRA		
15:44	FRA	1	CHARANI N		
15:44	FRA	22	BA M		
15:44	FRA	23	ATES D		
15:44	BRA	5	A RODRIGUES de SOU		
15:44	BRA	7	L MARTINS		
15:44	BRA	10	TORELLI L		
15:44	BRA	29	ALENCAR T		
15:44	BRA	82	NESRALLA L		
14:11	FRA	16	DEUEZ C		

Timing and Results provided by  TISSOT






Game No: 21

Results

13:37	FRA	6	LEBLOND V		
13:37	FRA	10	ROY C		
13:37	FRA	19	de SANTIS E		
13:37	FRA	29	YOUSSOUF H		
13:37	BRA	6	ARAUJO K		
13:37	BRA	16	P SOARES		
13:37	BRA	21	SOUZA K		
13:37	BRA	32	T QUINTINO de ABRE		
13:37	BRA	73	M CASTRO TEIXEIRA		
11:51	BRA	82	NESRALLA L	Receiving Touchdown (pass from A RODRIGUES de SOU)	6 - 20
11:25	BRA	29	ALENCAR T	extra point play from 5yds	6 - 21
10:48	FRA	9	AJAYI L		
10:48	FRA	22	BA M		
10:48	FRA	23	ATES D		
10:48	BRA	5	A RODRIGUES de SOU		
10:48	BRA	7	L MARTINS		
10:48	BRA	10	TORELLI L		
10:48	BRA	29	ALENCAR T		
10:48	BRA	82	NESRALLA L		
08:50	FRA	5	HOURET L		
08:50	FRA	10	ROY C		
08:29	FRA	1	CHARANI N		
08:29	FRA	19	de SANTIS E		
08:29	BRA	6	ARAUJO K		
08:29	BRA	16	P SOARES		
08:29	BRA	21	SOUZA K		
08:29	BRA	32	T QUINTINO de ABRE		
08:29	BRA	73	M CASTRO TEIXEIRA		
06:13	FRA	9	AJAYI L		
04:46	BRA	82	NESRALLA L	Receiving Touchdown (pass from A RODRIGUES de SOU)	6 - 27
04:30	BRA	29	ALENCAR T	extra point play from 5yds	6 - 28
03:42	FRA	1	CHARANI N		
03:42	FRA	16	DEUEZ C		
03:42	FRA	22	BA M		
03:42	FRA	23	ATES D		
03:42	BRA	5	A RODRIGUES de SOU		
03:42	BRA	7	L MARTINS		
03:42	BRA	10	TORELLI L		
03:42	BRA	29	ALENCAR T		
03:42	BRA	82	NESRALLA L		
01:33	FRA	5	HOURET L		
01:33	FRA	6	LEBLOND V		
01:33	FRA	10	ROY C		
01:33	FRA	13	DELAYEN L		
01:33	FRA	29	YOUSSOUF H		
01:33	BRA	6	ARAUJO K		
01:33	BRA	16	P SOARES		
01:33	BRA	21	SOUZA K		
01:33	BRA	32	T QUINTINO de ABRE		
01:33	BRA	73	M CASTRO TEIXEIRA		
00:21	BRA	5	A RODRIGUES de SOU	Rushing Touchdown	6 - 34
00:18	BRA	5	A RODRIGUES de SOU	extra point play from 5yds no good	
00:04	FRA	1	CHARANI N		
00:04	FRA	9	AJAYI L		
00:04	FRA	16	DEUEZ C		
00:04	FRA	22	BA M		
00:04	BRA	5	A RODRIGUES de SOU		
00:04	BRA	7	L MARTINS		
00:04	BRA	8	BOABAID A		

Timing and Results provided by  TISSOT






Game No: 21

Results

00:04	BRA	29	ALENCAR T		
00:04	BRA	82	NESRALLA L		

Legend:				
(C) Captain	DEF TD Defensive Touchdown	PAT	Points after Touchdown	Pt Point
Pts Points				

Timing and Results provided by  **TISSOT**





Game No: 22 Field 1

Start List

ITA vs JPN

Referee: BRANDON Covington (USA)
Down Judge: GONZALEZ NORIEGA Karen Lesley (PAN)
Field Judge: Negishi TSUTOMO (JPN)
Side Judge: COURTNEY Orr (USA)

ITA - Italy

Offense

No.	Name	Position
1	ACETI Paola	Offense
7	SIVIERO Giorgia	Offense
13	BASCIALLA Margherita	Offense
50	LOIACONO Sabrina	Offense
82	DELL'ORTO Nausicca	Offense
88	ALBERIGHI Costanza	Offense
99	ZOCCA Giada	Offense

Head Coach GUGLIELMINO Valeria

Defense

Shirt: white Shorts: white

No.	Name	Position
9	CASADEI Martina	Defense
43	GUGLIELMINO Yvonne	Defense
47	TESSERA Marianna	Defense
57	DE SANCTIS Beatrice	Defense
69	FURLAN Francesca	Defense

JPN - Japan

Offense

No.	Name	Position
7	OMI Yurika	Offense
9	NAKAHATA Yuri	Offense
12	MEGURO Nanase	Offense
18	MIYAKE Moe	Offense
99	KATO Junna	Offense

Head Coach KANEYASU Shoji

Defense

Shirt: red Shorts: black

No.	Name	Position
1	SATO Yuki	Defense
4	SAEKI Suzuka	Defense
5	KANATANI Asahi	Defense
10	IWATA Chihiro	Defense
14	KITAZAKI Akari	Defense
17	NAKAZAWA Kanako	Defense
65	TATSUNO Shiori	Defense

Legend:
(C) Captain No. Shirt Number

Timing and Results provided by  TISSOT



Game No: 22

Results

ITA 0 - 19 JPN

Referee: BRANDON Covington (USA)
Down Judge: GONZALEZ NORIEGA Karen Lesley (PAN)
Field Judge: Negishi TSUTOMO (JPN)
Side Judge: COURTNEY Orr (USA)


	H1	H2	Total
ITA	0	0	0
JPN	6	13	19

ITA - Italy

No.	Name	Touchdown			PAT (1-Pt)	PAT (2-Pts)	Safety	DEF TD
		Passing	Rushing	Receiving				
1	ACETI Paola							
7	SIVIERO Giorgia							
9	CASADEI Martina							
13	BASCIALLA Margherita							
43	GUGLIELMINO Yvonne							
47	TESSERA Marianna							
50	LOIACONO Sabrina							
57	DE SANCTIS Beatrice							
69	FURLAN Francesca							
82	DELL'ORTO Nausicca							
88	ALBERIGHI Costanza							
99	ZOCCA Giada							
Total:								

JPN - Japan

No.	Name	Touchdown			PAT (1-Pt)	PAT (2-Pts)	Safety	DEF TD
		Passing	Rushing	Receiving				
1	SATO Yuki			2	0 / 2			
4	SAEKI Suzuka							
5	KANATANI Asahi							
7	OMI Yurika				1 / 1			
9	NAKAHATA Yuri			1				
10	IWATA Chihiro							
12	MEGURO Nanase	3						
14	KITAZAKI Akari							
17	NAKAZAWA Kanako							
18	MIYAKE Moe							
65	TATSUNO Shiori							
99	KATO Junna							
Total:		3		3	1 / 3			


Timing and Results provided by  TISSOT



Game No: 22

Results

1st Half					
Time	Team	No.	Name	Action	Score
20:00	ITA	1	ACETI P		
20:00	ITA	7	SIVIERO G		
20:00	ITA	82	DELL'ORTO N		
20:00	ITA	88	ALBERIGHI C		
20:00	ITA	99	ZOCCA G		
20:00	JPN	1	SATO Y		
20:00	JPN	4	SAEKI S		
20:00	JPN	7	OMI Y		
20:00	JPN	10	IWATA C		
20:00	JPN	65	TATSUNO S		
16:45	ITA	1	ACETI P		
16:45	ITA	7	SIVIERO G		
16:45	ITA	82	DELL'ORTO N		
16:45	ITA	88	ALBERIGHI C		
16:45	JPN	1	SATO Y		
16:45	JPN	4	SAEKI S		
16:45	JPN	10	IWATA C		
16:45	JPN	65	TATSUNO S		
15:17	ITA	99	ZOCCA G		
15:02	ITA	9	CASADEI M		
15:02	ITA	43	GUGLIELMINO Y		
15:02	ITA	47	TESSERA M		
15:02	ITA	57	de SANCTIS B		
15:02	ITA	69	FURLAN F		
15:02	JPN	9	NAKAHATA Y		
15:02	JPN	12	MEGURO N		
15:02	JPN	18	MIYAKE M		
15:02	JPN	99	KATO J		
12:37	ITA	1	ACETI P		
12:37	ITA	7	SIVIERO G		
12:37	ITA	82	DELL'ORTO N		
12:37	ITA	88	ALBERIGHI C		
12:37	ITA	99	ZOCCA G		
12:37	JPN	4	SAEKI S		
12:37	JPN	7	OMI Y		
12:37	JPN	65	TATSUNO S		
08:11	ITA	9	CASADEI M		
08:11	ITA	43	GUGLIELMINO Y		
08:11	ITA	47	TESSERA M		
08:11	ITA	50	LOIACONO S		
08:11	ITA	69	FURLAN F		
08:11	JPN	9	NAKAHATA Y		
08:11	JPN	12	MEGURO N		
08:11	JPN	18	MIYAKE M		
06:08	ITA	1	ACETI P		
06:08	ITA	7	SIVIERO G		
06:08	ITA	82	DELL'ORTO N		
06:08	ITA	88	ALBERIGHI C		
06:08	ITA	99	ZOCCA G		
06:08	JPN	1	SATO Y		
06:08	JPN	4	SAEKI S		
06:08	JPN	10	IWATA C		
06:08	JPN	65	TATSUNO S		
04:14	ITA	9	CASADEI M		
04:14	ITA	43	GUGLIELMINO Y		
04:14	ITA	47	TESSERA M		

Timing and Results provided by  TISSOT






Game No: 22

Results

04:14	ITA	50	LOIACONO S		
04:14	ITA	69	FURLAN F		
04:14	JPN	9	NAKAHATA Y		
04:14	JPN	12	MEGURO N		
04:14	JPN	18	MIYAKE M		
04:14	JPN	99	KATO J		
01:15	ITA	1	ACETI P		
01:15	ITA	7	SIVIERO G		
01:15	ITA	82	DELL'ORTO N		
01:15	ITA	88	ALBERIGHI C		
01:15	ITA	99	ZOCCA G		
01:15	JPN	4	SAEKI S		
01:15	JPN	7	OMI Y		
01:15	JPN	65	TATSUNO S		
00:18	JPN	1	SATO Y	Receiving Touchdown (pass from MEGURO N)	0 - 6
00:18	JPN	1	SATO Y	extra point play from 5yds no good	
00:18	ITA	9	CASADEI M		
00:18	ITA	43	GUGLIELMINO Y		
00:18	ITA	47	TESSERA M		
00:18	ITA	50	LOIACONO S		
00:18	ITA	69	FURLAN F		
00:18	JPN	9	NAKAHATA Y		
00:18	JPN	12	MEGURO N		
00:18	JPN	18	MIYAKE M		

2nd Half					
Time	Team	No.	Name	Action	Score
20:00	ITA	9	CASADEI M		
20:00	ITA	43	GUGLIELMINO Y		
20:00	ITA	47	TESSERA M		
20:00	ITA	50	LOIACONO S		
20:00	ITA	69	FURLAN F		
20:00	JPN	1	SATO Y		
20:00	JPN	9	NAKAHATA Y		
20:00	JPN	10	IWATA C		
20:00	JPN	12	MEGURO N		
20:00	JPN	18	MIYAKE M		
18:39	ITA	9	CASADEI M		
18:39	ITA	43	GUGLIELMINO Y		
18:39	ITA	47	TESSERA M		
18:39	ITA	50	LOIACONO S		
18:39	ITA	69	FURLAN F		
18:39	JPN	9	NAKAHATA Y		
18:39	JPN	12	MEGURO N		
18:39	JPN	18	MIYAKE M		
16:53	ITA	1	ACETI P		
16:53	ITA	7	SIVIERO G		
16:53	ITA	82	DELL'ORTO N		
16:53	ITA	88	ALBERIGHI C		
16:53	ITA	99	ZOCCA G		
16:53	JPN	1	SATO Y		
16:53	JPN	4	SAEKI S		
16:53	JPN	10	IWATA C		
16:53	JPN	65	TATSUNO S		
13:14	JPN	7	OMI Y		
08:14	JPN	9	NAKAHATA Y	Receiving Touchdown (pass from MEGURO N)	0 - 12
07:43	JPN	7	OMI Y	extra point play from 5yds	0 - 13
07:32	ITA	43	GUGLIELMINO Y		
07:32	ITA	47	TESSERA M		

Timing and Results provided by  TISSOT






Game No: 22

Results

07:32	ITA	50	LOIACONO S		
07:32	ITA	69	FURLAN F		
07:32	JPN	9	NAKAHATA Y		
07:32	JPN	12	MEGURO N		
07:32	JPN	18	MIYAKE M		
07:32	JPN	99	KATO J		
05:30	ITA	7	SIVIERO G		
05:30	ITA	82	DELL'ORTO N		
05:30	ITA	88	ALBERIGHI C		
05:30	ITA	99	ZOCCA G		
05:30	JPN	4	SAEKI S		
05:30	JPN	7	OMI Y		
05:30	JPN	65	TATSUNO S		
02:38	JPN	1	SATO Y	Receiving Touchdown (pass from MEGURO N)	0 - 19
01:56	JPN	1	SATO Y	extra point play from 5yds no good	
01:56	JPN	1	SATO Y		
01:56	JPN	10	IWATA C		
00:07	ITA	43	GUGLIELMINO Y		
00:07	ITA	47	TESSERA M		
00:07	ITA	57	de SANCTIS B		
00:07	ITA	69	FURLAN F		
00:07	JPN	9	NAKAHATA Y		
00:07	JPN	12	MEGURO N		
00:07	JPN	18	MIYAKE M		
00:07	JPN	99	KATO J		

Legend:				
(C) Captain	DEF TD Defensive Touchdown	PAT	Points after Touchdown	Pt Point
Pts Points				

Timing and Results provided by  TISSOT





Game No: 23 Field 1

Start List

PAN vs AUT

Referee: BRANDON Covington (USA)
Down Judge: DESROCHE Nicholas (CAN)
Field Judge: ESPINOSA Uriel (MEX)
Side Judge: BROWND Paul (NZL)

PAN - Panama

Offense

No.	Name	Position
3	DEL CID Leslie	Offense
5	CASTRO Orlanda	Offense
8	DOS SANTOS Tatiana	Offense
17	RODRIGUEZ Ayin	Offense
19	SANTOS Thaymiluz	Offense
43	CASTILLO Andrea	Offense
70	EVANS Angela	Offense

Head Coach REED Jack (USA)

Defense

Shirt: blue Shorts: black

No.	Name	Position
1	HERNANDEZ Arlen	Defense
6	GALLIMORE Maria de Lourdes	Defense
22	CASTILLERO Valerie	Defense
27	RODRIGUEZ Maria	Defense
44	DE LEON Ana Paula	Defense

AUT - Austria

Offense

No.	Name	Position
5	Therese WEIGANG	Offense
10	STRIBRNY Saskia	Offense
15	KONECNY Stephanie	Offense
16	KUGLER Karoline	Offense
28	CZUCKA Brita	Offense
31	SOTTNER Franziska	Offense
65	MANSBART Katrin	Offense


Head Coach KAYER Thomas

Defense

Shirt: red Shorts: black

No.	Name	Position
3	PEHAM Bianca	Defense
8	JANDA Charlotte	Defense
12	STRAKA Jasmin	Defense
27	WENDSCHLAG Annika	Defense
47	MULLEBNER Teresa	Defense

Legend:
(C) Captain No. Shirt Number

Timing and Results provided by  TISSOT



Game No: 23

Results

PAN 40 - 19 AUT

Referee: BRANDON Covington (USA)
Down Judge: DESROCHE Nicholas (CAN)
Field Judge: ESPINOSA Uriel (MEX)
Side Judge: BROWND Paul (NZL)


	H1	H2	Total
PAN	27	13	40
AUT	0	19	19

PAN - Panama

No.	Name	Touchdown			PAT (1-Pt)	PAT (2-Pts)	Safety	DEF TD
		Passing	Rushing	Receiving				
1	HERNANDEZ Arlen			2	1 / 1			
3	DEL CID Leslie						1	
5	CASTRO Orlanda	4			0 / 3			
6	GALLIMORE Maria de Lourdes							
8	DOS SANTOS Tatiana			1		1 / 1		
17	RODRIGUEZ Ayin				1 / 1			
19	SANTOS Thaymiluz	1		1				
22	CASTILLERO Valerie							
27	RODRIGUEZ Maria							
43	CASTILLO Andrea							
44	DE LEON Ana Paula							
70	EVANS Angela			1				
Total:		5		5	2 / 5	1 / 1	1	

AUT - Austria

No.	Name	Touchdown			PAT (1-Pt)	PAT (2-Pts)	Safety	DEF TD
		Passing	Rushing	Receiving				
3	PEHAM Bianca							
5	Therese WEIGANG							
8	JANDA Charlotte							
10	STRIBRNY Saskia	3			0 / 2			
12	STRAKA Jasmin							
15	KONECNY Stephanie			2				
16	KUGLER Karoline			1	1 / 1			
27	WENDSCHLAG Annika							
28	CZUCKA Brita							
31	SOTTNER Franziska							
47	MULLEBNER Teresa							
65	MANSBART Katrin							
Total:		4		3	1 / 3			


Timing and Results provided by  TISSOT



Game No: 23

Results

1st Half					
Time	Team	No.	Name	Action	Score
20:00	PAN	1	HERNANDEZ A		
20:00	PAN	3	del CID L		
20:00	PAN	5	CASTRO O		
20:00	PAN	8	dos SANTOS T		
20:00	PAN	17	RODRIGUEZ A		
20:00	AUT	3	PEHAM B		
20:00	AUT	8	JANDA C		
20:00	AUT	12	STRAKA J		
20:00	AUT	27	WENDSCHLAG A		
20:00	AUT	47	MULLEBNER T		
18:48	PAN	1	HERNANDEZ A	Receiving Touchdown (pass from CASTRO O)	6 - 0
18:38	PAN	5	CASTRO O	extra point play from 5yds no good	
18:05	PAN	1	HERNANDEZ A		
18:05	PAN	5	CASTRO O		
18:05	PAN	8	dos SANTOS T		
18:05	PAN	17	RODRIGUEZ A		
18:05	AUT	3	PEHAM B		
18:05	AUT	8	JANDA C		
18:05	AUT	12	STRAKA J		
18:05	AUT	27	WENDSCHLAG A		
18:05	AUT	47	MULLEBNER T		
14:16	PAN	27	RODRIGUEZ M		
13:48	PAN	6	GALLIMORE MdeL		
13:48	PAN	22	CASTILLERO V		
13:48	PAN	44	de LEON AP		
13:48	AUT	5	T WEIGANG		
13:48	AUT	10	STRIBRNY S		
13:48	AUT	15	KONECNY S		
13:48	AUT	16	KUGLER K		
13:48	AUT	65	MANSBART K		
11:16	AUT	3	PEHAM B		
10:13	PAN	1	HERNANDEZ A	Receiving Touchdown (pass from CASTRO O)	12 - 0
10:00	PAN	17	RODRIGUEZ A	extra point play from 5yds	13 - 0
09:19	PAN	1	HERNANDEZ A		
09:19	PAN	5	CASTRO O		
09:19	PAN	8	dos SANTOS T		
09:19	PAN	17	RODRIGUEZ A		
09:19	AUT	8	JANDA C		
09:19	AUT	12	STRAKA J		
09:19	AUT	27	WENDSCHLAG A		
09:19	AUT	47	MULLEBNER T		
08:31	PAN	3	del CID L	Defensive Touchdown	19 - 0
08:13	PAN	6	GALLIMORE MdeL		
08:13	PAN	22	CASTILLERO V		
08:13	PAN	27	RODRIGUEZ M		
08:13	PAN	44	de LEON AP		
08:13	AUT	10	STRIBRNY S		
08:13	AUT	15	KONECNY S		
08:13	AUT	65	MANSBART K		
07:47	PAN	5	CASTRO O	extra point play from 5yds no good	
07:40	PAN	1	HERNANDEZ A		
07:40	PAN	5	CASTRO O		
07:40	PAN	8	dos SANTOS T		
07:40	PAN	17	RODRIGUEZ A		
07:40	AUT	3	PEHAM B		
07:40	AUT	12	STRAKA J		

Timing and Results provided by  TISSOT






Game No: 23

Results

07:40	AUT	27	WENDSCHLAG A		
06:39	PAN	27	RODRIGUEZ M		
05:22	PAN	19	SANTOS T		
04:08	PAN	6	GALLIMORE MdeL		
04:08	PAN	22	CASTILLERO V		
04:08	PAN	27	RODRIGUEZ M		
04:08	PAN	44	de LEON AP		
04:08	AUT	5	T WEIGANG		
04:08	AUT	10	STRIBRNY S		
04:08	AUT	15	KONECNY S		
04:08	AUT	31	SOTTNER F		
04:08	AUT	65	MANSBART K		
01:20	PAN	8	dos SANTOS T	Receiving Touchdown (pass from CASTRO O)	25 - 0
01:20	PAN	8	dos SANTOS T	2Pt Conversion - Receiving (pass from)	27 - 0
01:20	PAN	1	HERNANDEZ A		
01:20	PAN	5	CASTRO O		
01:20	PAN	8	dos SANTOS T		
01:20	PAN	17	RODRIGUEZ A		
01:20	AUT	3	PEHAM B		
01:20	AUT	8	JANDA C		
01:20	AUT	12	STRAKA J		
01:20	AUT	27	WENDSCHLAG A		
01:20	AUT	47	MULLEBNER T		
00:47	PAN	27	RODRIGUEZ M		
00:33	PAN	3	del CID L		
00:33	PAN	6	GALLIMORE MdeL		
00:33	PAN	19	SANTOS T		
00:33	PAN	22	CASTILLERO V		
00:33	PAN	44	de LEON AP		
00:33	AUT	10	STRIBRNY S		
00:33	AUT	15	KONECNY S		
00:33	AUT	16	KUGLER K		
00:33	AUT	31	SOTTNER F		
00:33	AUT	65	MANSBART K		

2nd Half					
Time	Team	No.	Name	Action	Score
20:00	PAN	3	del CID L		
20:00	PAN	6	GALLIMORE MdeL		
20:00	PAN	22	CASTILLERO V		
20:00	PAN	27	RODRIGUEZ M		
20:00	PAN	44	de LEON AP		
20:00	AUT	5	T WEIGANG		
20:00	AUT	10	STRIBRNY S		
20:00	AUT	15	KONECNY S		
20:00	AUT	16	KUGLER K		
20:00	AUT	65	MANSBART K		
19:02	PAN	27	RODRIGUEZ M		
16:41	PAN	6	GALLIMORE MdeL		
16:23	AUT	15	KONECNY S	Receiving Touchdown (pass from STRIBRNY S)	27 - 6
15:54	AUT	10	STRIBRNY S	extra point play from 5yds no good	
15:35	PAN	22	CASTILLERO V		
15:35	PAN	44	de LEON AP		
15:35	AUT	5	T WEIGANG		
15:35	AUT	10	STRIBRNY S		
15:35	AUT	15	KONECNY S		
15:35	AUT	16	KUGLER K		
15:35	AUT	65	MANSBART K		
13:42	PAN	19	SANTOS T	Receiving Touchdown (pass from CASTRO O)	33 - 6

Timing and Results provided by  TISSOT






Game No: 23

Results

13:27	PAN	5	CASTRO O	extra point play from 5yds no good	
12:53	PAN	1	HERNANDEZ A		
12:53	PAN	5	CASTRO O		
12:53	PAN	8	dos SANTOS T		
12:53	PAN	19	SANTOS T		
12:53	AUT	3	PEHAM B		
12:53	AUT	8	JANDA C		
12:53	AUT	12	STRAKA J		
12:53	AUT	27	WENDSCHLAG A		
12:53	AUT	47	MULLEBNER T		
10:29	AUT	16	KUGLER K	Receiving Touchdown (pass from STRIBRNY S)	33 - 12
10:07	AUT	10	STRIBRNY S	extra point play from 5yds no good	
09:49	PAN	3	del CID L		
09:49	PAN	6	GALLIMORE MdeL		
09:49	PAN	22	CASTILLERO V		
09:49	PAN	27	RODRIGUEZ M		
09:49	PAN	44	de LEON AP		
09:49	AUT	10	STRIBRNY S		
09:49	AUT	15	KONECNY S		
09:49	AUT	16	KUGLER K		
09:49	AUT	31	SOTTNER F		
09:49	AUT	65	MANSBART K		
07:09	AUT	12	STRAKA J		
03:48	PAN	70	EVANS A	Receiving Touchdown (pass from SANTOS T)	39 - 12
03:32	PAN	1	HERNANDEZ A	extra point play from 5yds	40 - 12
02:56	PAN	1	HERNANDEZ A		
02:56	PAN	5	CASTRO O		
02:56	PAN	17	RODRIGUEZ A		
02:56	PAN	19	SANTOS T		
02:56	PAN	70	EVANS A		
02:56	AUT	3	PEHAM B		
02:56	AUT	8	JANDA C		
02:56	AUT	27	WENDSCHLAG A		
02:56	AUT	28	CZUCKA B		
02:56	AUT	47	MULLEBNER T		
01:25	PAN	27	RODRIGUEZ M		
00:44	PAN	6	GALLIMORE MdeL		
00:37	AUT	15	KONECNY S	Receiving Touchdown (pass from STRIBRNY S)	40 - 18
00:37	AUT	16	KUGLER K	extra point play from 5yds	40 - 19
00:35	PAN	1	HERNANDEZ A		
00:35	PAN	3	del CID L		
00:35	PAN	22	CASTILLERO V		
00:35	PAN	44	de LEON AP		
00:35	AUT	10	STRIBRNY S		
00:35	AUT	15	KONECNY S		
00:35	AUT	16	KUGLER K		
00:35	AUT	31	SOTTNER F		
00:35	AUT	65	MANSBART K		

Legend:				
(C) Captain	DEF TD Defensive Touchdown	PAT Points after Touchdown	Pt Point	
Pts Points				

Timing and Results provided by  TISSOT





Game No: 24 Field 1

Start List

MEX vs USA

Referee: ABRAMS Desiree (USA)
Down Judge: GARAGAN Emma-Claire (CAN)
Field Judge: PESSOA Giane (BRA)
Side Judge: COURTNEY Orr (USA)

MEX - Mexico

Offense

No.	Name	Position
1	SILVA Sheilla	Offense
3	CONTRERAS Silvia	Offense
4	RANGEL Monica	Offense
10	REYES Pamela	Offense
24	DELGADILLO Andrea	Offense
33	FLORES Diana	Offense
85	Indra MONTES	Offense

Head Coach ALFARO Fernando

Defense

Shirt: white Shorts: white

No.	Name	Position
12	LANDA Rebeca	Defense
15	ROJANO Ana Valeria	Defense
17	RAMIREZ Ingrid	Defense
82	LORA Arianna	Defense
88	RIOS Xiomara	Defense

USA - United States of America

Offense

No.	Name	Position
1	OVERSTREET Joann	Offense
2	GEARHART Mariah	Offense
4	KROUCH Vanita	Offense
6	COMICE Sheneika	Offense
69	DANIELS Crystal	Offense


Head Coach LANKFORD Chris

Defense

Shirt: red Shorts: black

No.	Name	Position
8	BIBBS Nadia	Defense
12	WHISONANT Ashley	Defense
13	AUTRY Deliah	Defense
14	Mary Kate BULA	Defense
15	PATE Ayanna	Defense
16	ROQUE Michelle	Defense
27	WINTER Crystal	Defense

Legend:
(C) Captain No. Shirt Number

Timing and Results provided by  TISSOT



Game No: 24

Results

MEX 39 - 6 USA

Referee: ABRAMS Desiree (USA)
Down Judge: GARAGAN Emma-Claire (CAN)
Field Judge: PESSOA Giane (BRA)
Side Judge: COURTNEY Orr (USA)


	H1	H2	Total
MEX	27	12	39
USA	0	6	6

MEX - Mexico

No.	Name	Touchdown			PAT (1-Pt)	PAT (2-Pts)	Safety	DEF TD
		Passing	Rushing	Receiving				
1	SILVA Sheilla	1						
3	CONTRERAS Silvia			3				
4	RANGEL Monica			1	1 / 3			
10	REYES Pamela							
12	LANDA Rebeca				0 / 1	1		
15	ROJANO Ana Valeria							
17	RAMIREZ Ingrid							
24	DELGADILLO Andrea			1				
33	FLORES Diana	4			0 / 3			
82	LORA Arianna							
85	Indra MONTES							
88	RIOS Xiomara						1	
Total:		5		5	1 / 7	1	1	

USA - United States of America

No.	Name	Touchdown			PAT (1-Pt)	PAT (2-Pts)	Safety	DEF TD
		Passing	Rushing	Receiving				
1	OVERSTREET Joann							
2	GEARHART Mariah							
4	KROUCH Vanita	1				0 / 1		
6	COMICE Sheneika							
8	BIBBS Nadia			1				
12	WHISONANT Ashley							
13	AUTRY Deliah							
14	Mary Kate BULA							
15	PATE Ayanna							
16	ROQUE Michelle							
27	WINTER Crystal							
69	DANIELS Crystal							
Total:		2		1		0 / 1		

Timing and Results provided by  TISSOT






Game No: 24

Results

1st Half					
Time	Team	No.	Name	Action	Score
20:00	MEX	3	CONTRERAS S		
20:00	MEX	12	LANDA R		
20:00	MEX	15	ROJANO AV		
20:00	MEX	82	LORA A		
20:00	MEX	88	RIOS X		
20:00	USA	1	OVERSTREET J		
20:00	USA	2	GEARHART M		
20:00	USA	4	KROUCH V		
20:00	USA	6	COMICE S		
20:00	USA	69	DANIELS C		
18:13	MEX	88	RIOS X	Defensive Touchdown	6 - 0
18:02	MEX	3	CONTRERAS S		
18:02	MEX	15	ROJANO AV		
18:02	MEX	82	LORA A		
18:02	MEX	88	RIOS X		
18:02	USA	2	GEARHART M		
18:02	USA	4	KROUCH V		
18:02	USA	6	COMICE S		
18:02	USA	69	DANIELS C		
17:21	MEX	4	RANGEL M	extra point play from 5yds no good	
17:13	MEX	1	SILVA S		
17:13	MEX	4	RANGEL M		
17:13	MEX	10	REYES P		
17:13	MEX	24	DELGADILLO A		
17:13	USA	13	AUTRY D		
17:13	USA	14	M BULA		
17:13	USA	15	PATE A		
17:13	USA	27	WINTER C		
16:21	MEX	12	LANDA R	Safety	8 - 0
16:08	MEX	12	LANDA R		
16:08	MEX	15	ROJANO AV		
16:08	MEX	82	LORA A		
16:08	MEX	88	RIOS X		
16:08	USA	2	GEARHART M		
16:08	USA	4	KROUCH V		
16:08	USA	6	COMICE S		
16:08	USA	69	DANIELS C		
13:40	MEX	3	CONTRERAS S	Receiving Touchdown (pass from FLORES D)	14 - 0
13:22	MEX	33	FLORES D	extra point play from 5yds no good	
12:56	MEX	4	RANGEL M		
12:56	MEX	10	REYES P		
12:56	MEX	24	DELGADILLO A		
12:56	MEX	33	FLORES D		
12:56	USA	13	AUTRY D		
12:56	USA	14	M BULA		
12:56	USA	15	PATE A		
12:56	USA	27	WINTER C		
10:50	MEX	12	LANDA R		
10:50	MEX	15	ROJANO AV		
10:50	MEX	82	LORA A		
10:50	MEX	88	RIOS X		
10:50	USA	2	GEARHART M		
10:50	USA	4	KROUCH V		
10:50	USA	6	COMICE S		
10:50	USA	69	DANIELS C		
08:41	MEX	4	RANGEL M		

Timing and Results provided by  TISSOT






Game No: 24

Results

07:23	MEX	3	CONTRERAS S	Receiving Touchdown (pass from FLORES D)	20 - 0
07:11	MEX	33	FLORES D	extra point play from 5yds no good	
06:29	MEX	10	REYES P		
06:29	MEX	24	DELGADILLO A		
06:29	MEX	33	FLORES D		
06:29	MEX	85	I MONTES		
06:29	USA	13	AUTRY D		
06:29	USA	14	M BULA		
06:29	USA	15	PATE A		
06:29	USA	27	WINTER C		
05:43	USA	1	OVERSTREET J		
03:40	MEX	12	LANDA R		
03:40	MEX	15	ROJANO AV		
03:40	MEX	82	LORA A		
03:40	MEX	88	RIOS X		
03:40	USA	2	GEARHART M		
03:40	USA	4	KROUCH V		
03:40	USA	6	COMICE S		
03:40	USA	8	BIBBS N		
03:40	USA	69	DANIELS C		
01:04	MEX	24	DELGADILLO A		
00:00	MEX	4	RANGEL M	Receiving Touchdown (pass from FLORES D)	26 - 0
00:00	MEX	33	FLORES D	extra point play from 5yds no good	
00:00	MEX	4	RANGEL M	extra point play from 5yds	27 - 0
00:00	MEX	1	SILVA S		
00:00	MEX	3	CONTRERAS S		
00:00	MEX	4	RANGEL M		
00:00	MEX	10	REYES P		
00:00	MEX	33	FLORES D		
00:00	USA	13	AUTRY D		
00:00	USA	14	M BULA		
00:00	USA	15	PATE A		
00:00	USA	27	WINTER C		

2nd Half					
Time	Team	No.	Name	Action	Score
20:00	MEX	3	CONTRERAS S		
20:00	MEX	4	RANGEL M		
20:00	MEX	10	REYES P		
20:00	MEX	24	DELGADILLO A		
20:00	MEX	33	FLORES D		
20:00	USA	1	OVERSTREET J		
20:00	USA	13	AUTRY D		
20:00	USA	14	M BULA		
20:00	USA	15	PATE A		
20:00	USA	69	DANIELS C		
18:23	USA	69	DANIELS C		
15:19	MEX	4	RANGEL M		
15:08	MEX	3	CONTRERAS S	Receiving Touchdown (pass from SILVA S)	33 - 0
15:00	MEX	12	LANDA R	extra point play from 5yds no good	
14:36	MEX	1	SILVA S		
14:36	MEX	3	CONTRERAS S		
14:36	MEX	10	REYES P		
14:36	MEX	24	DELGADILLO A		
14:36	MEX	33	FLORES D		
14:36	USA	14	M BULA		
14:36	USA	15	PATE A		
14:36	USA	27	WINTER C		
12:32	MEX	12	LANDA R		

Timing and Results provided by  TISSOT






Game No: 24

Results

12:32	MEX	15	ROJANO AV		
12:32	MEX	17	RAMIREZ I		
12:32	MEX	82	LORA A		
12:32	MEX	88	RIOS X		
12:32	USA	4	KROUCH V		
12:32	USA	6	COMICE S		
12:32	USA	69	DANIELS C		
10:51	USA	14	M BULA		
09:41	MEX	24	DELGADILLO A	Receiving Touchdown (pass from FLORES D)	39 - 0
09:22	MEX	4	RANGEL M	extra point play from 5yds no good	
08:44	MEX	3	CONTRERAS S		
08:44	MEX	4	RANGEL M		
08:44	MEX	10	REYES P		
08:44	MEX	24	DELGADILLO A		
08:44	MEX	33	FLORES D		
08:44	USA	2	GEARHART M		
08:44	USA	13	AUTRY D		
08:44	USA	15	PATE A		
07:06	MEX	85	I MONTES		
06:01	MEX	17	RAMIREZ I		
04:41	MEX	85	I MONTES		
04:19	USA	8	BIBBS N	Receiving Touchdown (pass from KROUCH V)	39 - 6
04:08	USA	4	KROUCH V	2Pt Conversion - Receiving (pass from)	
03:25	MEX	12	LANDA R		
03:25	MEX	15	ROJANO AV		
03:25	MEX	82	LORA A		
03:25	MEX	88	RIOS X		
03:25	USA	4	KROUCH V		
03:25	USA	6	COMICE S		
03:25	USA	8	BIBBS N		
03:25	USA	69	DANIELS C		

Legend:				
(C) Captain	DEF TD Defensive Touchdown	PAT	Points after Touchdown	Pt Point
Pts Points				

Timing and Results provided by  TISSOT





Game No: 19 Field 1

Start List

MEX vs PAN

Referee: COURTNEY Orr (USA)
Down Judge: GARAGAN Emma-Claire (CAN)
Field Judge: DESROCHE Nicholas (CAN)
Side Judge: HIRASAWA Koichiro (JPN)

MEX - Mexico

Offense

No.	Name	Position
1	SILVA Sheilla	Offense
3	CONTRERAS Silvia	Offense
4	RANGEL Monica	Offense
10	REYES Pamela	Offense
24	DELGADILLO Andrea	Offense
33	FLORES Diana	Offense
85	Indra MONTES	Offense

Head Coach ALFARO Fernando

Defense

Shirt: white Shorts: white

No.	Name	Position
12	LANDA Rebeca	Defense
15	ROJANO Ana Valeria	Defense
17	RAMIREZ Ingrid	Defense
82	LORA Arianna	Defense
88	RIOS Xiomara	Defense

PAN - Panama

Offense

No.	Name	Position
3	DEL CID Leslie	Offense
5	CASTRO Orlanda	Offense
8	DOS SANTOS Tatiana	Offense
17	RODRIGUEZ Ayin	Offense
19	SANTOS Thaymiluz	Offense
43	CASTILLO Andrea	Offense
70	EVANS Angela	Offense

Head Coach REED Jack (USA)

Defense

Shirt: blue Shorts: black

No.	Name	Position
1	HERNANDEZ Arlen	Defense
6	GALLIMORE Maria de Lourdes	Defense
22	CASTILLERO Valerie	Defense
27	RODRIGUEZ Maria	Defense
44	DE LEON Ana Paula	Defense

Legend:
(C) Captain No. Shirt Number

Timing and Results provided by  TISSOT



Game No: 19

Results

MEX 36 - 7 PAN

Referee: COURTNEY Orr (USA)
Down Judge: GARAGAN Emma-Claire (CAN)
Field Judge: DESROCHE Nicholas (CAN)
Side Judge: HIRASAWA Koichiro (JPN)


	H1	H2	Total
MEX	7	29	36
PAN	0	7	7

MEX - Mexico

No.	Name	Touchdown			PAT (1-Pt)	PAT (2-Pts)	Safety	DEF TD
		Passing	Rushing	Receiving				
1	SILVA Sheilla			1				
3	CONTRERAS Silvia			3	1 / 1			
4	RANGEL Monica			1				
10	REYES Pamela				1 / 1			
12	LANDA Rebeca							
15	ROJANO Ana Valeria							
17	RAMIREZ Ingrid							
24	DELGADILLO Andrea				1 / 1			
33	FLORES Diana	5			0 / 1			
82	LORA Arianna							
85	Indra MONTES				1 / 1			
88	RIOS Xiomara							
Total:		5		5	4 / 5		1	

PAN - Panama

No.	Name	Touchdown			PAT (1-Pt)	PAT (2-Pts)	Safety	DEF TD
		Passing	Rushing	Receiving				
1	HERNANDEZ Arlen							
3	DEL CID Leslie			1				
5	CASTRO Orlanda	1			1 / 1			
6	GALLIMORE Maria de Lourdes							
8	DOS SANTOS Tatiana							
17	RODRIGUEZ Ayin							
19	SANTOS Thaymiluz							
22	CASTILLERO Valerie							
27	RODRIGUEZ Maria							
43	CASTILLO Andrea							
44	DE LEON Ana Paula							
70	EVANS Angela							
Total:		1		1	1 / 1			

Timing and Results provided by  TISSOT




Game No: 19

Results

1st Half					
Time	Team	No.	Name	Action	Score
20:00	MEX	3	CONTRERAS S		
20:00	MEX	12	LANDA R		
20:00	MEX	15	ROJANO AV		
20:00	MEX	82	LORA A		
20:00	MEX	88	RIOS X		
20:00	PAN	1	HERNANDEZ A		
20:00	PAN	3	del CID L		
20:00	PAN	5	CASTRO O		
20:00	PAN	8	dos SANTOS T		
20:00	PAN	17	RODRIGUEZ A		
17:42	PAN	17	RODRIGUEZ A		
16:34	MEX	12	LANDA R		
16:34	MEX	15	ROJANO AV		
16:34	MEX	82	LORA A		
16:34	MEX	88	RIOS X		
16:34	PAN	5	CASTRO O		
16:34	PAN	8	dos SANTOS T		
16:34	PAN	70	EVANS A		
14:43	MEX	4	RANGEL M		
14:43	MEX	10	REYES P		
14:43	MEX	24	DELGADILLO A		
14:43	MEX	33	FLORES D		
14:43	PAN	6	GALLIMORE MdeL		
14:43	PAN	22	CASTILLERO V		
14:43	PAN	44	de LEON AP		
13:08	PAN	17	RODRIGUEZ A		
11:23	MEX	12	LANDA R		
11:23	MEX	15	ROJANO AV		
11:23	MEX	82	LORA A		
11:23	MEX	88	RIOS X		
11:23	PAN	5	CASTRO O		
11:23	PAN	8	dos SANTOS T		
11:23	PAN	70	EVANS A		
08:13	PAN	6	GALLIMORE MdeL		
07:28	MEX	4	RANGEL M		
07:28	MEX	17	RAMIREZ I		
07:28	MEX	24	DELGADILLO A		
07:28	MEX	33	FLORES D		
07:28	PAN	3	del CID L		
07:28	PAN	19	SANTOS T		
07:28	PAN	22	CASTILLERO V		
07:28	PAN	44	de LEON AP		
04:51	PAN	17	RODRIGUEZ A		
04:19	MEX	12	LANDA R		
04:19	MEX	15	ROJANO AV		
04:19	MEX	82	LORA A		
04:19	MEX	88	RIOS X		
04:19	PAN	5	CASTRO O		
04:19	PAN	8	dos SANTOS T		
04:19	PAN	27	RODRIGUEZ M		
04:19	PAN	70	EVANS A		
00:00	MEX	3	CONTRERAS S	Receiving Touchdown (pass from FLORES D)	6 - 0
00:00	MEX	3	CONTRERAS S	extra point play from 5yds	7 - 0

2nd Half					
Time	Team	No.	Name	Action	Score

Timing and Results provided by  TISSOT






Game No: 19

Results

20:00	MEX	3	CONTRERAS S		
20:00	MEX	4	RANGEL M		
20:00	MEX	10	REYES P		
20:00	MEX	24	DELGADILLO A		
20:00	MEX	33	FLORES D		
20:00	PAN	1	HERNANDEZ A		
20:00	PAN	3	del CID L		
20:00	PAN	6	GALLIMORE MdeL		
20:00	PAN	22	CASTILLERO V		
20:00	PAN	44	de LEON AP		
18:33	PAN	6	GALLIMORE MdeL		
17:33	MEX	3	CONTRERAS S	Receiving Touchdown (pass from FLORES D)	13 - 0
16:16	MEX	24	DELGADILLO A		
15:49	MEX	85	I MONTES	extra point play from 5yds	14 - 0
15:30	MEX	4	RANGEL M		
15:30	MEX	10	REYES P		
15:30	MEX	33	FLORES D		
15:30	MEX	85	I MONTES		
15:30	PAN	22	CASTILLERO V		
15:30	PAN	27	RODRIGUEZ M		
15:30	PAN	44	de LEON AP		
13:39	PAN	3	del CID L	Receiving Touchdown (pass from CASTRO O)	14 - 6
13:22	PAN	5	CASTRO O	extra point play from 5yds	14 - 7
12:48	MEX	12	LANDA R		
12:48	MEX	15	ROJANO AV		
12:48	MEX	82	LORA A		
12:48	MEX	88	RIOS X		
12:48	PAN	3	del CID L		
12:48	PAN	5	CASTRO O		
12:48	PAN	8	dos SANTOS T		
12:48	PAN	17	RODRIGUEZ A		
11:16	MEX	4	RANGEL M		
09:15	MEX	3	CONTRERAS S	Receiving Touchdown (pass from FLORES D)	20 - 7
09:00	MEX	24	DELGADILLO A	extra point play from 5yds	21 - 7
08:21	MEX	3	CONTRERAS S		
08:21	MEX	10	REYES P		
08:21	MEX	24	DELGADILLO A		
08:21	MEX	33	FLORES D		
08:21	MEX	85	I MONTES		
08:21	PAN	6	GALLIMORE MdeL		
08:21	PAN	22	CASTILLERO V		
08:21	PAN	27	RODRIGUEZ M		
08:21	PAN	44	de LEON AP		
08:21	PAN	1	HERNANDEZ A		
07:12	MEX	12	LANDA R		
07:12	MEX	15	ROJANO AV		
07:12	MEX	17	RAMIREZ I		
07:12	MEX	82	LORA A		
07:12	MEX	88	RIOS X		
07:12	PAN	5	CASTRO O		
07:12	PAN	8	dos SANTOS T		
07:12	PAN	17	RODRIGUEZ A		
07:12	PAN	19	SANTOS T		
05:03	MEX	4	RANGEL M	Receiving Touchdown (pass from FLORES D)	27 - 7
04:34	MEX	10	REYES P	extra point play from 5yds	28 - 7
03:51	MEX	1	SILVA S		
03:51	MEX	3	CONTRERAS S		
03:51	MEX	4	RANGEL M		
03:51	MEX	10	REYES P		

Timing and Results provided by  TISSOT






Game No: 19

Results

03:51	MEX	33	FLORES D		
03:51	PAN	6	GALLIMORE MdeL		
03:51	PAN	22	CASTILLERO V		
03:51	PAN	27	RODRIGUEZ M		
03:51	PAN	44	de LEON AP		
03:02	MEX	E		Safety	30 - 7
02:39	MEX	12	LANDA R		
02:39	MEX	15	ROJANO AV		
02:39	MEX	17	RAMIREZ I		
02:39	MEX	82	LORA A		
02:39	MEX	88	RIOS X		
02:39	PAN	3	del CID L		
02:39	PAN	5	CASTRO O		
02:39	PAN	8	dos SANTOS T		
02:39	PAN	17	RODRIGUEZ A		
01:17	MEX	1	SILVA S	Receiving Touchdown (pass from FLORES D)	36 - 7
01:14	MEX	33	FLORES D	extra point play from 5yds no good	
01:14	MEX	1	SILVA S		
01:14	MEX	3	CONTRERAS S		
01:14	MEX	4	RANGEL M		
01:14	MEX	24	DELGADILLO A		
01:14	MEX	33	FLORES D		
01:14	PAN	1	HERNANDEZ A		
01:14	PAN	6	GALLIMORE MdeL		
01:14	PAN	22	CASTILLERO V		
01:14	PAN	27	RODRIGUEZ M		
01:14	PAN	44	de LEON AP		
00:33	PAN	70	EVANS A		

Legend:				
(C) Captain	DEF TD Defensive Touchdown	PAT Points after Touchdown	Pt Point	
Pts Points				

Timing and Results provided by  TISSOT





Game No: 20 Field 1

Start List

AUT vs USA

Referee: SELA Omer (ISR)
Down Judge: MAY Miguel Angel (MEX)
Field Judge: BROWND Paul (NZL)
Side Judge: MALY Filip (CZE)

AUT - Austria

Offense

No.	Name	Position
5	Therese WEIGANG	Offense
10	STRIBRNY Saskia	Offense
15	KONECNY Stephanie	Offense
16	KUGLER Karoline	Offense
28	CZUCKA Brita	Offense
31	SOTTNER Franziska	Offense
65	MANSBART Katrin	Offense

Head Coach KAYER Thomas

Defense

Shirt: white Shorts: black

No.	Name	Position
3	PEHAM Bianca	Defense
8	JANDA Charlotte	Defense
12	STRAKA Jasmin	Defense
27	WENDSCHLAG Annika	Defense
47	MULLEBNER Teresa	Defense

USA - United States of America

Offense

No.	Name	Position
1	OVERSTREET Joann	Offense
2	GEARHART Mariah	Offense
4	KROUCH Vanita	Offense
6	COMICE Sheneika	Offense
69	DANIELS Crystal	Offense


Head Coach LANKFORD Chris

Defense

Shirt: red Shorts: black

No.	Name	Position
8	BIBBS Nadia	Defense
12	WHISONANT Ashley	Defense
13	AUTRY Deliah	Defense
14	Mary Kate BULA	Defense
15	PATE Ayanna	Defense
16	ROQUE Michelle	Defense
27	WINTER Crystal	Defense

Legend:
(C) Captain No. Shirt Number

Timing and Results provided by  TISSOT

USFWTEAM5-----SFNL000200--_C51 1

Report Created WED 13 JUL 2022 14:02

Page 1 / 1





Game No: 20

Results

AUT 32 - 36 USA

Referee: SELA Omer (ISR)
Down Judge: MAY Miguel Angel (MEX)
Field Judge: BROWND Paul (NZL)
Side Judge: MALY Filip (CZE)


	H1	H2	Total
AUT	19	13	32
USA	15	21	36

AUT - Austria

No.	Name	Touchdown			PAT (1-Pt)	PAT (2-Pts)	Safety	DEF TD
		Passing	Rushing	Receiving				
3	PEHAM Bianca							
5	Therese WEIGANG			1	1 / 2			
8	JANDA Charlotte							
10	STRIBRNY Saskia	5			0 / 1			
12	STRAKA Jasmin							
15	KONECNY Stephanie							
16	KUGLER Karoline			1	1 / 2			
27	WENDSCHLAG Annika							
28	CZUCKA Brita							
31	SOTTNER Franziska							
47	MULLEBNER Teresa							
65	MANSBART Katrin			3				
Total:		5		5	2 / 5			

USA - United States of America

No.	Name	Touchdown			PAT (1-Pt)	PAT (2-Pts)	Safety	DEF TD
		Passing	Rushing	Receiving				
1	OVERSTREET Joann			1	2 / 2			
2	GEARHART Mariah							
4	KROUCH Vanita	5						
6	COMICE Sheneika			2	1 / 1			
8	BIBBS Nadia							
12	WHISONANT Ashley							
13	AUTRY Deliah			1	1 / 1			
14	Mary Kate BULA							
15	PATE Ayanna							
16	ROQUE Michelle							
27	WINTER Crystal							
69	DANIELS Crystal			1		1 / 1		
Total:		5		5	4 / 4	1 / 1		

Timing and Results provided by  TISSOT

USFWTEAM5-----SFNL000200--_C73 2

Report Created WED 13 JUL 2022 21:13

Page 1 / 4






Game No: 20

Results

1st Half					
Time	Team	No.	Name	Action	Score
20:00	AUT	5	T WEIGANG		
20:00	AUT	10	STRIBRNY S		
20:00	AUT	15	KONECNY S		
20:00	AUT	16	KUGLER K		
20:00	AUT	65	MANSBART K		
20:00	USA	8	BIBBS N		
20:00	USA	13	AUTRY D		
20:00	USA	14	M BULA		
20:00	USA	15	PATE A		
20:00	USA	27	WINTER C		
17:57	AUT	5	T WEIGANG	Receiving Touchdown (pass from STRIBRNY S)	6 - 0
17:45	AUT	5	T WEIGANG	extra point play from 5yds	7 - 0
17:04	AUT	5	T WEIGANG		
17:04	AUT	10	STRIBRNY S		
17:04	AUT	15	KONECNY S		
17:04	AUT	16	KUGLER K		
17:04	AUT	65	MANSBART K		
17:04	USA	8	BIBBS N		
17:04	USA	13	AUTRY D		
17:04	USA	14	M BULA		
17:04	USA	15	PATE A		
17:04	USA	27	WINTER C		
15:38	USA	69	DANIELS C		
14:54	AUT	3	PEHAM B		
14:54	AUT	8	JANDA C		
14:54	AUT	12	STRAKA J		
14:54	AUT	27	WENDSCHLAG A		
14:54	AUT	47	MULLEBNER T		
14:54	USA	1	OVERSTREET J		
14:54	USA	2	GEARHART M		
14:54	USA	4	KROUCH V		
14:54	USA	6	COMICE S		
12:35	USA	27	WINTER C		
10:07	AUT	65	MANSBART K	Receiving Touchdown (pass from STRIBRNY S)	13 - 0
09:59	AUT	16	KUGLER K	extra point play from 5yds no good	
09:23	AUT	5	T WEIGANG		
09:23	AUT	10	STRIBRNY S		
09:23	AUT	15	KONECNY S		
09:23	AUT	16	KUGLER K		
09:23	AUT	65	MANSBART K		
09:23	USA	2	GEARHART M		
09:23	USA	8	BIBBS N		
09:23	USA	14	M BULA		
09:23	USA	15	PATE A		
07:18	USA	6	COMICE S	Receiving Touchdown (pass from KROUCH V)	13 - 6
07:06	USA	6	COMICE S	extra point play from 5yds	13 - 7
06:29	AUT	3	PEHAM B		
06:29	AUT	8	JANDA C		
06:29	AUT	12	STRAKA J		
06:29	AUT	27	WENDSCHLAG A		
06:29	AUT	47	MULLEBNER T		
06:29	USA	1	OVERSTREET J		
06:29	USA	4	KROUCH V		
06:29	USA	6	COMICE S		
06:29	USA	69	DANIELS C		
04:48	USA	13	AUTRY D		

Timing and Results provided by  TISSOT






Game No: 20

Results

03:49	AUT	65	MANSBART K	Receiving Touchdown (pass from STRIBRNY S)	19 - 7
03:26	AUT	10	STRIBRNY S	extra point play from 5yds no good	
03:02	AUT	5	T WEIGANG		
03:02	AUT	10	STRIBRNY S		
03:02	AUT	15	KONECNY S		
03:02	AUT	31	SOTTNER F		
03:02	AUT	65	MANSBART K		
03:02	USA	8	BIBBS N		
03:02	USA	14	M BULA		
03:02	USA	15	PATE A		
03:02	USA	27	WINTER C		
01:19	USA	13	AUTRY D		
00:40	USA	6	COMICE S	Receiving Touchdown (pass from KROUCH V)	19 - 13
00:40	USA	69	DANIELS C	2Pt Conversion - Receiving (pass from)	19 - 15
00:40	AUT	3	PEHAM B		
00:40	AUT	8	JANDA C		
00:40	AUT	12	STRAKA J		
00:40	AUT	27	WENDSCHLAG A		
00:40	AUT	47	MULLEBNER T		
00:40	USA	1	OVERSTREET J		
00:40	USA	2	GEARHART M		
00:40	USA	4	KROUCH V		
00:40	USA	6	COMICE S		
00:40	USA	69	DANIELS C		
00:06	USA	14	M BULA		

2nd Half					
Time	Team	No.	Name	Action	Score
20:00	AUT	3	PEHAM B		
20:00	AUT	8	JANDA C		
20:00	AUT	12	STRAKA J		
20:00	AUT	27	WENDSCHLAG A		
20:00	AUT	47	MULLEBNER T		
20:00	USA	1	OVERSTREET J		
20:00	USA	4	KROUCH V		
20:00	USA	6	COMICE S		
20:00	USA	13	AUTRY D		
20:00	USA	69	DANIELS C		
19:18	USA	13	AUTRY D		
18:19	USA	69	DANIELS C	Receiving Touchdown (pass from KROUCH V)	19 - 21
17:40	USA	1	OVERSTREET J	extra point play from 5yds	19 - 22
17:28	AUT	3	PEHAM B		
17:28	AUT	8	JANDA C		
17:28	AUT	12	STRAKA J		
17:28	AUT	27	WENDSCHLAG A		
17:28	AUT	47	MULLEBNER T		
17:28	USA	1	OVERSTREET J		
17:28	USA	2	GEARHART M		
17:28	USA	4	KROUCH V		
17:28	USA	6	COMICE S		
17:28	USA	69	DANIELS C		
15:29	AUT	65	MANSBART K	Receiving Touchdown (pass from STRIBRNY S)	25 - 22
15:16	AUT	5	T WEIGANG	extra point play from 5yds no good	
14:12	AUT	5	T WEIGANG		
14:12	AUT	10	STRIBRNY S		
14:12	AUT	15	KONECNY S		
14:12	AUT	16	KUGLER K		
14:12	AUT	65	MANSBART K		
14:12	USA	8	BIBBS N		

Timing and Results provided by  TISSOT





Game No: 20

Results

14:12	USA	14	M BULA		
14:12	USA	15	PATE A		
14:12	USA	27	WINTER C		
12:35	AUT	3	PEHAM B		
12:35	AUT	8	JANDA C		
12:35	AUT	12	STRAKA J		
12:35	AUT	27	WENDSCHLAG A		
12:35	AUT	47	MULLEBNER T		
12:35	USA	1	OVERSTREET J		
12:35	USA	4	KROUCH V		
12:35	USA	6	COMICE S		
12:35	USA	69	DANIELS C		
11:14	USA	13	AUTRY D		
10:58	AUT	16	KUGLER K	Receiving Touchdown (pass from STRIBRNY S)	31 - 22
10:39	AUT	16	KUGLER K	extra point play from 5yds	32 - 22
10:04	AUT	10	STRIBRNY S		
10:04	AUT	15	KONECNY S		
10:04	AUT	16	KUGLER K		
10:04	AUT	31	SOTTNER F		
10:04	AUT	65	MANSBART K		
10:04	USA	2	GEARHART M		
10:04	USA	8	BIBBS N		
10:04	USA	14	M BULA		
10:04	USA	15	PATE A		
08:08	USA	1	OVERSTREET J	Receiving Touchdown (pass from KROUCH V)	32 - 28
07:58	USA	1	OVERSTREET J	extra point play from 5yds	32 - 29
07:20	AUT	3	PEHAM B		
07:20	AUT	8	JANDA C		
07:20	AUT	12	STRAKA J		
07:20	AUT	27	WENDSCHLAG A		
07:20	AUT	47	MULLEBNER T		
07:20	USA	4	KROUCH V		
07:20	USA	6	COMICE S		
07:20	USA	69	DANIELS C		
05:35	USA	27	WINTER C		
03:55	AUT	5	T WEIGANG		
03:55	AUT	10	STRIBRNY S		
03:55	AUT	15	KONECNY S		
03:55	AUT	16	KUGLER K		
03:55	AUT	65	MANSBART K		
03:55	USA	2	GEARHART M		
03:55	USA	14	M BULA		
03:55	USA	15	PATE A		
02:54	USA	13	AUTRY D	Receiving Touchdown (pass from KROUCH V)	32 - 35
02:28	USA	13	AUTRY D	extra point play from 5yds	32 - 36
02:00	AUT	3	PEHAM B		
02:00	AUT	8	JANDA C		
02:00	AUT	12	STRAKA J		
02:00	AUT	27	WENDSCHLAG A		
02:00	AUT	47	MULLEBNER T		
02:00	USA	1	OVERSTREET J		
02:00	USA	4	KROUCH V		
02:00	USA	6	COMICE S		
02:00	USA	69	DANIELS C		
01:30	USA	8	BIBBS N		
00:20	USA	27	WINTER C		

Legend:				
(C) Captain	DEF TD Defensive Touchdown	PAT Points after Touchdown	Pt Point	
Pts Points				

Timing and Results provided by  TISSOT





Game No: 17 Field 1

Start List

FRA vs ITA

Referee: COLEMAN Ramaal (USA)
Down Judge: MCMILLAN Donald (NZL)
Field Judge: ESPINOSA Uriel (MEX)
Side Judge: BROWND Paul (NZL)

FRA - France

Offense

No.	Name	Position
5	HOURET Lucie	Offense
6	LEBLOND Valentine	Offense
9	AJAYI Louisa	Offense
10	ROY Catherine	Offense
13	DELAYEN Lilou	Offense
17	SOW Gabriella	Offense
29	YOUSSOUF Halima	Offense

Head Coach FRIEDERICH Lionel

Defense

Shirt: blue Shorts: blue

No.	Name	Position
1	CHARANI Naissa	Defense
16	DEUEZ Cynthia	Defense
19	DE SANTIS Elisa	Defense
22	BA Maymouna	Defense
23	ATES Delfin	Defense

ITA - Italy

Offense

No.	Name	Position
1	ACETI Paola	Offense
7	SIVIERO Giorgia	Offense
13	BASCIALLA Margherita	Offense
50	LOIACONO Sabrina	Offense
82	DELL'ORTO Nausicca	Offense
88	ALBERIGHI Costanza	Offense
99	ZOCCA Giada	Offense

Head Coach GUGLIELMINO Valeria

Defense

Shirt: white Shorts: white

No.	Name	Position
9	CASADEI Martina	Defense
43	GUGLIELMINO Yvonne	Defense
47	TESSERA Marianna	Defense
57	DE SANCTIS Beatrice	Defense
69	FURLAN Francesca	Defense

Legend: (C) Captain No. Shirt Number

Timing and Results provided by  TISSOT



Game No: 17

Results

FRA 13 - 18 ITA

Referee: COLEMAN Ramaal (USA)
Down Judge: MCMILLAN Donald (NZL)
Field Judge: ESPINOSA Uriel (MEX)
Side Judge: BROWND Paul (NZL)


	H1	H2	Total
FRA	13	0	13
ITA	6	12	18

FRA - France

No.	Name	Touchdown			PAT (1-Pt)	PAT (2-Pts)	Safety	DEF TD
		Passing	Rushing	Receiving				
1	CHARANI Naissa							
5	HOURET Lucie	2						
6	LEBLOND Valentine				1 / 1			
9	AJAYI Louisa			1				
10	ROY Catherine							
13	DELAYEN Lilou							
16	DEUEZ Cynthia							
17	SOW Gabriella							
19	DE SANTIS Elisa			1				
22	BA Maymouna							
23	ATES Delfin							
29	YOUSSOUF Halima							
Total:		2		2	1 / 1			

ITA - Italy

No.	Name	Touchdown			PAT (1-Pt)	PAT (2-Pts)	Safety	DEF TD
		Passing	Rushing	Receiving				
1	ACETI Paola							
7	SIVIERO Giorgia	2		1				
9	CASADEI Martina							
13	BASCIALLA Margherita							
43	GUGLIELMINO Yvonne							
47	TESSERA Marianna							
50	LOIACONO Sabrina							
57	DE SANCTIS Beatrice							
69	FURLAN Francesca							
82	DELL'ORTO Nausicca				0 / 3			
88	ALBERIGHI Costanza	1		1				
99	ZOCCA Giada			1				
Total:		3		3	0 / 3			

Timing and Results provided by  TISSOT






Game No: 17

Results

1st Half					
Time	Team	No.	Name	Action	Score
20:00	FRA	1	CHARANI N		
20:00	FRA	16	DEUEZ C		
20:00	FRA	19	de SANTIS E		
20:00	FRA	22	BA M		
20:00	FRA	23	ATES D		
20:00	ITA	1	ACETI P		
20:00	ITA	7	SIVIERO G		
20:00	ITA	82	DELL'ORTO N		
20:00	ITA	88	ALBERIGHI C		
20:00	ITA	99	ZOCCA G		
17:23	FRA	1	CHARANI N		
16:06	ITA	99	ZOCCA G	Receiving Touchdown (pass from SIVIERO G)	0 - 6
15:26	ITA	82	DELL'ORTO N	extra point play from 5yds no good	
15:11	FRA	16	DEUEZ C		
15:11	FRA	22	BA M		
15:11	FRA	23	ATES D		
15:11	FRA	29	YOUSSOUF H		
15:11	ITA	1	ACETI P		
15:11	ITA	7	SIVIERO G		
15:11	ITA	82	DELL'ORTO N		
15:11	ITA	88	ALBERIGHI C		
15:11	ITA	99	ZOCCA G		
12:17	FRA	19	de SANTIS E	Receiving Touchdown (pass from HOURET L)	6 - 6
11:42	FRA	6	LEBLOND V	extra point play from 5yds	7 - 6
11:34	FRA	5	HOURET L		
11:34	FRA	6	LEBLOND V		
11:34	FRA	9	AJAYI L		
11:34	FRA	10	ROY C		
11:34	ITA	9	CASADEI M		
11:34	ITA	43	GUGLIELMINO Y		
11:34	ITA	47	TESSERA M		
11:34	ITA	57	de SANCTIS B		
11:34	ITA	69	FURLAN F		
09:40	FRA	16	DEUEZ C		
09:40	FRA	22	BA M		
09:40	FRA	23	ATES D		
09:40	ITA	1	ACETI P		
09:40	ITA	7	SIVIERO G		
09:40	ITA	82	DELL'ORTO N		
09:40	ITA	88	ALBERIGHI C		
09:40	ITA	99	ZOCCA G		
05:30	ITA	50	LOIACONO S		
04:55	FRA	5	HOURET L		
04:55	FRA	6	LEBLOND V		
04:55	FRA	10	ROY C		
04:55	FRA	17	SOW G		
04:55	ITA	9	CASADEI M		
04:55	ITA	43	GUGLIELMINO Y		
04:55	ITA	47	TESSERA M		
04:55	ITA	57	de SANCTIS B		
04:55	ITA	69	FURLAN F		
03:42	FRA	1	CHARANI N		
03:42	FRA	16	DEUEZ C		
03:42	FRA	22	BA M		
03:42	FRA	23	ATES D		
03:42	ITA	1	ACETI P		

Timing and Results provided by  TISSOT






Game No: 17

Results

03:42	ITA	7	SIVIERO G		
03:42	ITA	82	DELL'ORTO N		
03:42	ITA	88	ALBERIGHI C		
03:42	ITA	99	ZOCCA G		
00:13	FRA	9	AJAYI L	Receiving Touchdown (pass from HOURET L)	13 - 6
00:13	FRA	5	HOURET L		
00:13	FRA	6	LEBLOND V		
00:13	FRA	9	AJAYI L		
00:13	FRA	10	ROY C		
00:13	ITA	9	CASADEI M		
00:13	ITA	43	GUGLIELMINO Y		
00:13	ITA	47	TESSERA M		
00:13	ITA	57	de SANCTIS B		
00:13	ITA	69	FURLAN F		

2nd Half					
Time	Team	No.	Name	Action	Score
20:00	FRA	5	HOURET L		
20:00	FRA	6	LEBLOND V		
20:00	FRA	9	AJAYI L		
20:00	FRA	10	ROY C		
20:00	FRA	19	de SANTIS E		
20:00	ITA	9	CASADEI M		
20:00	ITA	43	GUGLIELMINO Y		
20:00	ITA	47	TESSERA M		
20:00	ITA	57	de SANCTIS B		
20:00	ITA	69	FURLAN F		
18:44	FRA	9	AJAYI L		
17:39	FRA	5	HOURET L		
17:39	FRA	6	LEBLOND V		
17:39	FRA	10	ROY C		
17:39	ITA	9	CASADEI M		
17:39	ITA	43	GUGLIELMINO Y		
17:39	ITA	47	TESSERA M		
17:39	ITA	57	de SANCTIS B		
17:39	ITA	69	FURLAN F		
16:45	ITA	7	SIVIERO G	Receiving Touchdown (pass from ALBERIGHI C)	13 - 12
16:14	ITA	82	DELL'ORTO N	extra point play from 5yds no good	
16:06	FRA	1	CHARANI N		
16:06	FRA	19	de SANTIS E		
16:06	FRA	22	BA M		
16:06	FRA	23	ATES D		
16:06	ITA	1	ACETI P		
16:06	ITA	7	SIVIERO G		
16:06	ITA	82	DELL'ORTO N		
16:06	ITA	88	ALBERIGHI C		
16:06	ITA	99	ZOCCA G		
13:32	FRA	6	LEBLOND V		
13:25	FRA	1	CHARANI N		
13:25	FRA	5	HOURET L		
13:25	FRA	9	AJAYI L		
13:25	FRA	10	ROY C		
13:25	ITA	9	CASADEI M		
13:25	ITA	43	GUGLIELMINO Y		
13:25	ITA	47	TESSERA M		
13:25	ITA	57	de SANCTIS B		
13:25	ITA	69	FURLAN F		
11:30	FRA	16	DEUEZ C		
11:30	FRA	22	BA M		

Timing and Results provided by  TISSOT






Game No: 17

Results

11:30	FRA	23	ATES D		
11:30	FRA	29	YOUSOUF H		
11:30	ITA	1	ACETI P		
11:30	ITA	7	SIVIERO G		
11:30	ITA	82	DELL'ORTO N		
11:30	ITA	88	ALBERIGHI C		
11:30	ITA	99	ZOCCA G		
09:07	FRA	5	HOURET L		
09:07	FRA	6	LEBLOND V		
09:07	FRA	9	AJAYI L		
09:07	FRA	10	ROY C		
09:07	ITA	9	CASADEI M		
09:07	ITA	43	GUGLIELMINO Y		
09:07	ITA	47	TESSERA M		
09:07	ITA	57	de SANCTIS B		
09:07	ITA	69	FURLAN F		
07:43	FRA	17	SOW G		
05:47	FRA	1	CHARANI N		
05:47	FRA	22	BA M		
05:47	FRA	23	ATES D		
05:47	ITA	1	ACETI P		
05:47	ITA	7	SIVIERO G		
05:47	ITA	82	DELL'ORTO N		
05:47	ITA	88	ALBERIGHI C		
05:47	ITA	99	ZOCCA G		
02:38	FRA	6	LEBLOND V		
01:31	FRA	5	HOURET L		
01:31	FRA	9	AJAYI L		
01:31	FRA	10	ROY C		
01:31	ITA	9	CASADEI M		
01:31	ITA	43	GUGLIELMINO Y		
01:31	ITA	47	TESSERA M		
01:31	ITA	57	de SANCTIS B		
01:31	ITA	69	FURLAN F		
00:06	ITA	88	ALBERIGHI C	Receiving Touchdown (pass from SIVIERO G)	13 - 18
00:04	ITA	82	DELL'ORTO N	extra point play from 5yds no good	
00:04	FRA	1	CHARANI N		
00:04	FRA	22	BA M		
00:04	FRA	23	ATES D		
00:04	ITA	7	SIVIERO G		
00:04	ITA	82	DELL'ORTO N		
00:04	ITA	88	ALBERIGHI C		
00:04	ITA	99	ZOCCA G		

Legend:				
(C) Captain	DEF TD Defensive Touchdown	PAT Points after Touchdown	Pt Point	
Pts Points				

Timing and Results provided by  TISSOT





Game No: 18 Field 2

Start List

JPN vs BRA

Referee: CASTAING Cedric (FRA)
Down Judge: MAY Miguel Angel (MEX)
Field Judge: GONZALEZ NORIEGA Karen Lesley (PAN)
Side Judge: PETIT Sebastien (FRA)

JPN - Japan

Offense

No.	Name	Position
1	SATO Yuki	Offense
4	SAEKI Suzuka	Offense
9	NAKAHATA Yuri	Offense
10	IWATA Chihiro	Offense
12	MEGURO Nanase	Offense
18	MIYAKE Moe	Offense
99	KATO Junna	Offense

Head Coach KANEYASU Shoji

Defense

Shirt: white Shorts: black

No.	Name	Position
5	KANATANI Asahi	Defense
7	OMI Yurika	Defense
14	KITAZAKI Akari	Defense
17	NAKAZAWA Kanako	Defense
65	TATSUNO Shiori	Defense

BRA - Brazil

Offense

No.	Name	Position
3	SANTOS Karolyne	Offense
5	Alessandra RODRIGUES de SOUZA	Offense
7	Luiza MARTINS	Offense
8	BOABAID Amanda	Offense
10	TORELLI Lara	Offense
29	ALENCAR Taisa	Offense
82	NESRALLA Lara	Offense

Head Coach Victoria GUGLIELMO de SOUZA

Defense

Shirt: yellow Shorts: green

No.	Name	Position
6	ARAUJO Kely	Defense
16	Pamela SOARES	Defense
21	SOUZA Karoline	Defense
32	Thamires QUINTINO de ABREU	Defense
73	Mariana CASTRO TEIXEIRA	Defense

Legend: (C) Captain No. Shirt Number

Timing and Results provided by  TISSOT



Game No: 18

Results

JPN 30 - 20 BRA

Referee: CASTAING Cedric (FRA)
Down Judge: MAY Miguel Angel (MEX)
Field Judge: GONZALEZ NORIEGA Karen Lesley (PAN)
Side Judge: PETIT Sebastien (FRA)

	H1	H2	Total
JPN	12	18	30
BRA	14	6	20

JPN - Japan

No.	Name	Touchdown			PAT (1-Pt)	PAT (2-Pts)	Safety	DEF TD
		Passing	Rushing	Receiving				
1	SATO Yuki			2				
4	SAEKI Suzuka							
5	KANATANI Asahi							
7	OMI Yurika			1	0 / 1			
9	NAKAHATA Yuri			1				
10	IWATA Chihiro	3			0 / 2			
12	MEGURO Nanase	2		1	0 / 1	0 / 1		
14	KITAZAKI Akari							
17	NAKAZAWA Kanako							
18	MIYAKE Moe							
65	TATSUNO Shiori							
99	KATO Junna							
Total:		5		5	0 / 4	0 / 1		

BRA - Brazil

No.	Name	Touchdown			PAT (1-Pt)	PAT (2-Pts)	Safety	DEF TD
		Passing	Rushing	Receiving				
3	SANTOS Karolyne	1				0 / 1		
5	Alessandra RODRIGUES de SOUZA	2						
6	ARAUJO Kely							
7	Luiza MARTINS			1				
8	BOABAID Amanda							
10	TORELLI Lara				1 / 1			
16	Pamela SOARES							
21	SOUZA Karoline							
29	ALENCAR Taisa							
32	Thamires QUINTINO de ABREU							
73	Mariana CASTRO TEIXEIRA							
82	NESRALLA Lara			2	1 / 1			
Total:		3		3	2 / 2	0 / 1		

Timing and Results provided by  TISSOT



Game No: 18

Results

1st Half					
Time	Team	No.	Name	Action	Score
20:00	JPN	4	SAEKI S		
20:00	JPN	7	OMI Y		
20:00	JPN	14	KITAZAKI A		
20:00	JPN	17	NAKAZAWA K		
20:00	JPN	65	TATSUNO S		
20:00	BRA	5	A RODRIGUES de SOU		
20:00	BRA	7	L MARTINS		
20:00	BRA	10	TORELLI L		
20:00	BRA	29	ALENCAR T		
20:00	BRA	82	NESRALLA L		
18:10	BRA	7	L MARTINS	Receiving Touchdown (pass from A RODRIGUES de SOU)	0 - 6
17:45	BRA	10	TORELLI L	extra point play from 5yds	0 - 7
17:31	JPN	4	SAEKI S		
17:31	JPN	14	KITAZAKI A		
17:31	JPN	17	NAKAZAWA K		
17:31	JPN	65	TATSUNO S		
17:31	BRA	5	A RODRIGUES de SOU		
17:31	BRA	7	L MARTINS		
17:31	BRA	10	TORELLI L		
17:31	BRA	29	ALENCAR T		
17:31	BRA	82	NESRALLA L		
14:59	JPN	1	SATO Y	Receiving Touchdown (pass from IWATA C)	6 - 7
14:47	JPN	10	IWATA C	extra point play from 5yds no good	
14:24	JPN	1	SATO Y		
14:24	JPN	9	NAKAHATA Y		
14:24	JPN	10	IWATA C		
14:24	JPN	18	MIYAKE M		
14:24	BRA	8	BOABAID A		
14:24	BRA	16	P SOARES		
14:24	BRA	21	SOUZA K		
14:24	BRA	32	T QUINTINO de ABRE		
14:24	BRA	73	M CASTRO TEIXEIRA		
10:38	BRA	7	L MARTINS		
09:49	BRA	82	NESRALLA L	Receiving Touchdown (pass from A RODRIGUES de SOU)	6 - 13
07:33	BRA	82	NESRALLA L	extra point play from 5yds	6 - 14
07:24	JPN	4	SAEKI S		
07:24	JPN	14	KITAZAKI A		
07:24	JPN	17	NAKAZAWA K		
07:24	JPN	65	TATSUNO S		
07:24	BRA	5	A RODRIGUES de SOU		
07:24	BRA	10	TORELLI L		
07:24	BRA	21	SOUZA K		
07:24	BRA	29	ALENCAR T		
07:24	BRA	82	NESRALLA L		
05:31	JPN	1	SATO Y		
05:31	JPN	9	NAKAHATA Y		
05:31	JPN	18	MIYAKE M		
05:31	BRA	6	ARAUJO K		
05:31	BRA	8	BOABAID A		
05:31	BRA	16	P SOARES		
05:31	BRA	32	T QUINTINO de ABRE		
05:31	BRA	73	M CASTRO TEIXEIRA		
02:17	JPN	4	SAEKI S		
02:17	JPN	7	OMI Y		
02:17	JPN	14	KITAZAKI A		
02:17	JPN	65	TATSUNO S		

Timing and Results provided by  TISSOT






Game No: 18

Results

02:17	BRA	5	A RODRIGUES de SOU		
02:17	BRA	7	L MARTINS		
02:17	BRA	10	TORELLI L		
02:17	BRA	29	ALENCAR T		
02:17	BRA	82	NESRALLA L		
00:45	JPN	12	MEGURO N	Receiving Touchdown (pass from IWATA C)	12 - 14
00:41	JPN	10	IWATA C	extra point play from 5yds no good	
00:26	JPN	1	SATO Y		
00:26	JPN	9	NAKAHATA Y		
00:26	JPN	12	MEGURO N		
00:26	JPN	18	MIYAKE M		
00:26	BRA	8	BOABAID A		
00:26	BRA	16	P SOARES		
00:26	BRA	21	SOUZA K		
00:26	BRA	32	T QUINTINO de ABRE		
00:26	BRA	73	M CASTRO TEIXEIRA		

2nd Half					
Time	Team	No.	Name	Action	Score
20:00	JPN	7	OMI Y		
20:00	JPN	9	NAKAHATA Y		
20:00	JPN	10	IWATA C		
20:00	JPN	12	MEGURO N		
20:00	JPN	99	KATO J		
20:00	BRA	8	BOABAID A		
20:00	BRA	16	P SOARES		
20:00	BRA	21	SOUZA K		
20:00	BRA	32	T QUINTINO de ABRE		
20:00	BRA	73	M CASTRO TEIXEIRA		
17:07	JPN	9	NAKAHATA Y	Receiving Touchdown (pass from IWATA C)	18 - 14
16:22	JPN	7	OMI Y	extra point play from 5yds no good	
15:52	JPN	7	OMI Y		
15:52	JPN	9	NAKAHATA Y		
15:52	JPN	12	MEGURO N		
15:52	JPN	99	KATO J		
15:52	BRA	8	BOABAID A		
15:52	BRA	16	P SOARES		
15:52	BRA	21	SOUZA K		
15:52	BRA	32	T QUINTINO de ABRE		
15:52	BRA	73	M CASTRO TEIXEIRA		
15:12	JPN	4	SAEKI S		
15:12	JPN	10	IWATA C		
15:12	JPN	65	TATSUNO S		
15:12	BRA	5	A RODRIGUES de SOU		
15:12	BRA	7	L MARTINS		
15:12	BRA	10	TORELLI L		
15:12	BRA	82	NESRALLA L		
12:38	JPN	1	SATO Y	Receiving Touchdown (pass from MEGURO N)	24 - 14
12:08	JPN	12	MEGURO N	extra point play from 5yds no good	
11:48	JPN	1	SATO Y		
11:48	JPN	12	MEGURO N		
11:48	JPN	18	MIYAKE M		
11:48	BRA	6	ARAUJO K		
11:48	BRA	8	BOABAID A		
11:48	BRA	21	SOUZA K		
11:48	BRA	32	T QUINTINO de ABRE		
09:40	BRA	3	SANTOS K		
08:53	JPN	4	SAEKI S		
08:53	JPN	10	IWATA C		

Timing and Results provided by  TISSOT






Game No: 18

Results

08:53	JPN	14	KITAZAKI A		
08:53	JPN	65	TATSUNO S		
08:53	BRA	5	A RODRIGUES de SOU		
08:53	BRA	7	L MARTINS		
08:53	BRA	10	TORELLI L		
08:53	BRA	29	ALENCAR T		
08:53	BRA	82	NESRALLA L		
06:56	JPN	7	OMI Y		
06:56	JPN	9	NAKAHATA Y		
06:56	JPN	12	MEGURO N		
06:56	JPN	18	MIYAKE M		
06:56	JPN	99	KATO J		
06:56	BRA	6	ARAUJO K		
06:56	BRA	16	P SOARES		
06:56	BRA	21	SOUZA K		
06:56	BRA	32	T QUINTINO de ABRE		
06:56	BRA	73	M CASTRO TEIXEIRA		
05:07	JPN	1	SATO Y		
05:07	JPN	4	SAEKI S		
05:07	JPN	10	IWATA C		
05:07	JPN	14	KITAZAKI A		
05:07	JPN	65	TATSUNO S		
05:07	BRA	5	A RODRIGUES de SOU		
05:07	BRA	7	L MARTINS		
05:07	BRA	10	TORELLI L		
05:07	BRA	29	ALENCAR T		
05:07	BRA	82	NESRALLA L		
02:17	JPN	7	OMI Y	Receiving Touchdown (pass from MEGURO N)	30 - 14
02:02	JPN	12	MEGURO N	2Pt Conversion - Receiving (pass from)	
01:51	JPN	7	OMI Y		
01:51	JPN	9	NAKAHATA Y		
01:51	JPN	12	MEGURO N		
01:51	JPN	18	MIYAKE M		
01:51	JPN	99	KATO J		
01:51	BRA	6	ARAUJO K		
01:51	BRA	16	P SOARES		
01:51	BRA	21	SOUZA K		
01:51	BRA	32	T QUINTINO de ABRE		
01:51	BRA	73	M CASTRO TEIXEIRA		
00:48	BRA	82	NESRALLA L	Receiving Touchdown (pass from SANTOS K)	30 - 20
00:48	BRA	3	SANTOS K	2Pt Conversion - Receiving (pass from)	
00:48	JPN	1	SATO Y		
00:48	JPN	4	SAEKI S		
00:48	JPN	10	IWATA C		
00:48	JPN	14	KITAZAKI A		
00:48	JPN	65	TATSUNO S		
00:48	BRA	3	SANTOS K		
00:48	BRA	7	L MARTINS		
00:48	BRA	10	TORELLI L		
00:48	BRA	29	ALENCAR T		
00:48	BRA	82	NESRALLA L		

Legend:				
(C) Captain	DEF TD Defensive Touchdown	PAT Points after Touchdown	Pt Point	
Pts Points				

Timing and Results provided by  TISSOT





Game No: 13 Field 1

Start List

MEX vs FRA

Referee: ABRAMS Desiree (USA)
Down Judge: GARAGAN Emma-Claire (CAN)
Field Judge: BROWND Paul (NZL)
Side Judge: KECK Stephan (SUI)

MEX - Mexico

Offense

No.	Name	Position
1	SILVA Sheilla	Offense
3	CONTRERAS Silvia	Offense
4	RANGEL Monica	Offense
10	REYES Pamela	Offense
24	DELGADILLO Andrea	Offense
33	FLORES Diana	Offense
85	Indra MONTES	Offense

Head Coach ALFARO Fernando

Defense

Shirt: green Shorts: black

No.	Name	Position
12	LANDA Rebeca	Defense
15	ROJANO Ana Valeria	Defense
17	RAMIREZ Ingrid	Defense
82	LORA Arianna	Defense
88	RIOS Xiomara	Defense

FRA - France

Offense

No.	Name	Position
5	HOURET Lucie	Offense
6	LEBLOND Valentine	Offense
9	AJAYI Louisa	Offense
10	ROY Catherine	Offense
13	DELAYEN Lilou	Offense
17	SOW Gabriella	Offense
29	YOUSSOUF Halima	Offense


Head Coach FRIEDERICH Lionel

Defense

Shirt: blue Shorts: blue

No.	Name	Position
1	CHARANI Naissa	Defense
16	DEUEZ Cynthia	Defense
19	DE SANTIS Elisa	Defense
22	BA Maymouna	Defense
23	ATES Delfin	Defense

Legend: (C) Captain No. Shirt Number

Timing and Results provided by 





Game No: 13

Results

MEX 41 - 6 FRA

Referee: ABRAMS Desiree (USA)
Down Judge: GARAGAN Emma-Claire (CAN)
Field Judge: BROWND Paul (NZL)
Side Judge: KECK Stephan (SUI)

	H1	H2	Total
MEX	20	21	41
FRA	6	0	6

MEX - Mexico

No.	Name	Touchdown			PAT (1-Pt)	PAT (2-Pts)	Safety	DEF TD
		Passing	Rushing	Receiving				
1	SILVA Sheilla				0 / 1			
3	CONTRERAS Silvia			3	1 / 1			
4	RANGEL Monica			1				
10	REYES Pamela	1		1	1 / 1			
12	LANDA Rebeca							
15	ROJANO Ana Valeria							
17	RAMIREZ Ingrid							
24	DELGADILLO Andrea	1			1 / 1			
33	FLORES Diana	4			0 / 2			
82	LORA Arianna							
85	Indra MONTES			1				
88	RIOS Xiomara							
Total:		6		6	3 / 6		1	

FRA - France

No.	Name	Touchdown			PAT (1-Pt)	PAT (2-Pts)	Safety	DEF TD
		Passing	Rushing	Receiving				
1	CHARANI Naissa							
5	HOURET Lucie	1			0 / 1			
6	LEBLOND Valentine							
9	AJAYI Louisa			1				
10	ROY Catherine							
13	DELAYEN Lilou							
16	DEUEZ Cynthia							
17	SOW Gabriella							
19	DE SANTIS Elisa							
22	BA Maymouna							
23	ATES Delfin							
29	YOUSSOUF Halima							
Total:		1		1	0 / 1			

Timing and Results provided by  TISSOT






Game No: 13

Results

1st Half					
Time	Team	No.	Name	Action	Score
20:00	MEX	12	LANDA R		
20:00	MEX	15	ROJANO AV		
20:00	MEX	17	RAMIREZ I		
20:00	MEX	82	LORA A		
20:00	MEX	88	RIOS X		
20:00	FRA	5	HOURET L		
20:00	FRA	6	LEBLOND V		
20:00	FRA	10	ROY C		
20:00	FRA	16	DEUEZ C		
20:00	FRA	19	de SANTIS E		
17:50	MEX	12	LANDA R		
17:50	MEX	15	ROJANO AV		
17:50	MEX	17	RAMIREZ I		
17:50	MEX	82	LORA A		
17:50	MEX	88	RIOS X		
17:23	MEX	3	CONTRERAS S	Receiving Touchdown (pass from FLORES D)	6 - 0
16:42	MEX	10	REYES P	extra point play from 5yds	7 - 0
12:26	MEX	1	SILVA S		
11:05	FRA	5	HOURET L		
11:05	FRA	6	LEBLOND V		
11:05	FRA	10	ROY C		
09:55	MEX	10	REYES P	Receiving Touchdown (pass from FLORES D)	13 - 0
09:41	MEX	33	FLORES D	extra point play from 5yds no good	
09:07	FRA	1	CHARANI N		
09:07	FRA	16	DEUEZ C		
09:07	FRA	22	BA M		
09:07	FRA	23	ATES D		
08:45	MEX	3	CONTRERAS S		
08:45	MEX	4	RANGEL M		
08:45	MEX	10	REYES P		
08:45	MEX	24	DELGADILLO A		
08:45	MEX	33	FLORES D		
06:32	FRA	9	AJAYI L	Receiving Touchdown (pass from HOURET L)	13 - 6
06:21	FRA	5	HOURET L	extra point play from 5yds no good	
05:49	MEX	12	LANDA R		
05:49	MEX	15	ROJANO AV		
05:49	MEX	17	RAMIREZ I		
05:49	MEX	82	LORA A		
05:49	MEX	88	RIOS X		
05:49	FRA	5	HOURET L		
05:49	FRA	9	AJAYI L		
05:49	FRA	10	ROY C		
05:49	FRA	13	DELAYEN L		
02:19	MEX	3	CONTRERAS S	Receiving Touchdown (pass from FLORES D)	19 - 6
01:48	MEX	24	DELGADILLO A	extra point play from 5yds	20 - 6
01:48	FRA	16	DEUEZ C		
01:48	FRA	22	BA M		
01:48	FRA	23	ATES D		
01:40	MEX	3	CONTRERAS S		
01:40	MEX	4	RANGEL M		
01:40	MEX	10	REYES P		
01:40	MEX	24	DELGADILLO A		
01:40	MEX	33	FLORES D		
00:04	MEX	12	LANDA R		
00:04	MEX	15	ROJANO AV		
00:04	MEX	17	RAMIREZ I		

Timing and Results provided by  TISSOT






Game No: 13

Results

00:04	MEX	82	LORA A		
00:04	MEX	88	RIOS X		

2nd Half					
Time	Team	No.	Name	Action	Score
20:00	MEX	1	SILVA S		
20:00	MEX	3	CONTRERAS S		
20:00	MEX	10	REYES P		
20:00	MEX	24	DELGADILLO A		
20:00	MEX	85	I MONTES		
20:00	FRA	16	DEUEZ C		
20:00	FRA	17	SOW G		
20:00	FRA	19	de SANTIS E		
20:00	FRA	22	BA M		
20:00	FRA	23	ATES D		
18:01	MEX	85	I MONTES	Receiving Touchdown (pass from REYES P)	26 - 6
17:33	MEX	1	SILVA S	extra point play from 5yds no good	
17:03	FRA	17	SOW G		
17:03	FRA	22	BA M		
17:03	FRA	23	ATES D		
16:33	MEX	1	SILVA S		
16:33	MEX	3	CONTRERAS S		
16:33	MEX	10	REYES P		
16:33	MEX	24	DELGADILLO A		
16:33	MEX	85	I MONTES		
14:34	MEX	12	LANDA R		
14:34	MEX	15	ROJANO AV		
14:34	MEX	17	RAMIREZ I		
14:34	MEX	82	LORA A		
14:34	MEX	88	RIOS X		
14:34	FRA	5	HOURET L		
14:34	FRA	6	LEBLOND V		
14:34	FRA	10	ROY C		
10:00	MEX	3	CONTRERAS S	Receiving Touchdown (pass from DELGADILLO A)	32 - 6
08:37	MEX	24	DELGADILLO A		
08:24	MEX	33	FLORES D	extra point play from 5yds no good	
08:20	MEX	1	SILVA S		
08:20	MEX	3	CONTRERAS S		
08:20	MEX	4	RANGEL M		
08:20	MEX	10	REYES P		
08:20	MEX	33	FLORES D		
08:20	FRA	1	CHARANI N		
06:16	MEX	E		Safety	34 - 6
05:36	MEX	12	LANDA R		
05:36	MEX	15	ROJANO AV		
05:36	MEX	17	RAMIREZ I		
05:36	MEX	82	LORA A		
05:36	MEX	88	RIOS X		
05:36	FRA	13	DELAYEN L		
01:34	MEX	4	RANGEL M	Receiving Touchdown (pass from FLORES D)	40 - 6
01:12	MEX	3	CONTRERAS S	extra point play from 5yds	41 - 6
01:12	FRA	1	CHARANI N		
01:12	FRA	16	DEUEZ C		
01:12	FRA	22	BA M		
01:12	FRA	23	ATES D		
00:47	FRA	19	de SANTIS E		
00:42	MEX	3	CONTRERAS S		
00:42	MEX	4	RANGEL M		
00:42	MEX	10	REYES P		

Timing and Results provided by  TISSOT




Game No: 13

Results

00:42	MEX	24	DELGADILLO A		
00:42	MEX	33	FLORES D		

Legend:				
(C) Captain	DEF TD Defensive Touchdown	PAT	Points after Touchdown	Pt Point
Pts Points				

Timing and Results provided by  TISSOT





Game No: 14 Field 2

Start List

JPN vs AUT

Referee: COURTNEY Orr (USA)
Down Judge: DESROCHE Nicholas (CAN)
Field Judge: ESPINOSA Uriel (MEX)
Side Judge: HIRASAWA Koichiro (JPN)

JPN - Japan

Offense

No.	Name	Position
1	SATO Yuki	Offense
4	SAEKI Suzuka	Offense
9	NAKAHATA Yuri	Offense
10	IWATA Chihiro	Offense
12	MEGURO Nanase	Offense
18	MIYAKE Moe	Offense
99	KATO Junna	Offense

Head Coach KANEYASU Shoji

Defense

Shirt: white Shorts: black

No.	Name	Position
5	KANATANI Asahi	Defense
7	OMI Yurika	Defense
14	KITAZAKI Akari	Defense
17	NAKAZAWA Kanako	Defense
65	TATSUNO Shiori	Defense

AUT - Austria

Offense

No.	Name	Position
5	Therese WEIGANG	Offense
10	STRIBRNY Saskia	Offense
15	KONECNY Stephanie	Offense
16	KUGLER Karoline	Offense
28	CZUCKA Brita	Offense
31	SOTTNER Franziska	Offense
65	MANSBART Katrin	Offense


Head Coach KAYER Thomas

Defense

Shirt: white Shorts: black

No.	Name	Position
3	PEHAM Bianca	Defense
8	JANDA Charlotte	Defense
12	STRAKA Jasmin	Defense
27	WENDSCHLAG Annika	Defense
47	MULLEBNER Teresa	Defense

Legend:
(C) Captain No. Shirt Number

Timing and Results provided by  TISSOT

USFWTEAM5-----QFN000300--_C51 2

Report Created TUE 12 JUL 2022 14:37

Page 1 / 1





Game No: 14

Results

JPN 32 - 39 AUT

Referee: COURTNEY Orr (USA)
Down Judge: DESROCHE Nicholas (CAN)
Field Judge: ESPINOSA Uriel (MEX)
Side Judge: HIRASAWA Koichiro (JPN)


	H1	H2	Total
JPN	13	19	32
AUT	25	14	39

JPN - Japan

No.	Name	Touchdown			PAT (1-Pt)	PAT (2-Pts)	Safety	DEF TD
		Passing	Rushing	Receiving				
1	SATO Yuki			2	1 / 1			
4	SAEKI Suzuka							
5	KANATANI Asahi							
7	OMI Yurika							
9	NAKAHATA Yuri	1		1	1 / 1			
10	IWATA Chihiro	2			0 / 2	0 / 1		
12	MEGURO Nanase	2						
14	KITAZAKI Akari							
17	NAKAZAWA Kanako							
18	MIYAKE Moe			2				
65	TATSUNO Shiori							
99	KATO Junna							
Total:		5		5	2 / 4	0 / 1		

AUT - Austria

No.	Name	Touchdown			PAT (1-Pt)	PAT (2-Pts)	Safety	DEF TD
		Passing	Rushing	Receiving				
3	PEHAM Bianca							
5	Therese WEIGANG			1				
8	JANDA Charlotte							
10	STRIBRNY Saskia	6			0 / 2			
12	STRAKA Jasmin							
15	KONECNY Stephanie			1	1 / 1			
16	KUGLER Karoline			3	2 / 3			
27	WENDSCHLAG Annika							
28	CZUCKA Brita							
31	SOTTNER Franziska			1				
47	MULLEBNER Teresa							
65	MANSBART Katrin							
Total:		6		6	3 / 6			


Timing and Results provided by  TISSOT



Game No: 14

Results

1st Half					
Time	Team	No.	Name	Action	Score
20:00	JPN	5	KANATANI A		
20:00	JPN	7	OMI Y		
20:00	JPN	10	IWATA C		
20:00	JPN	14	KITAZAKI A		
20:00	JPN	65	TATSUNO S		
20:00	AUT	5	T WEIGANG		
20:00	AUT	10	STRIBRNY S		
20:00	AUT	16	KUGLER K		
20:00	AUT	15	KONECNY S		
20:00	AUT	65	MANSBART K		
17:13	AUT	5	T WEIGANG	Receiving Touchdown (pass from STRIBRNY S)	0 - 6
16:41	AUT	10	STRIBRNY S	extra point play from 5yds no good	
16:09	JPN	5	KANATANI A		
16:09	JPN	14	KITAZAKI A		
16:09	JPN	65	TATSUNO S		
16:09	AUT	5	T WEIGANG		
16:09	AUT	10	STRIBRNY S		
16:09	AUT	15	KONECNY S		
16:09	AUT	16	KUGLER K		
16:09	AUT	65	MANSBART K		
14:24	AUT	3	PEHAM B		
13:11	AUT	31	SOTTNER F		
12:36	JPN	7	OMI Y		
12:36	JPN	9	NAKAHATA Y		
12:36	AUT	3	PEHAM B		
12:36	AUT	8	JANDA C		
12:36	AUT	12	STRAKA J		
12:36	AUT	27	WENDSCHLAG A		
12:36	AUT	47	MULLEBNER T		
11:06	AUT	16	KUGLER K	Receiving Touchdown (pass from STRIBRNY S)	0 - 12
10:41	AUT	16	KUGLER K	extra point play from 5yds no good	
10:29	JPN	4	SAEKI S		
10:29	JPN	5	KANATANI A		
10:29	JPN	17	NAKAZAWA K		
10:29	AUT	5	T WEIGANG		
10:29	AUT	10	STRIBRNY S		
10:29	AUT	15	KONECNY S		
10:29	AUT	16	KUGLER K		
10:29	AUT	65	MANSBART K		
08:21	JPN	1	SATO Y	Receiving Touchdown (pass from MEGURO N)	6 - 12
07:53	JPN	1	SATO Y	extra point play from 5yds	7 - 12
07:25	JPN	10	IWATA C		
07:25	JPN	12	MEGURO N		
07:25	JPN	18	MIYAKE M		
07:25	AUT	3	PEHAM B		
07:25	AUT	8	JANDA C		
07:25	AUT	12	STRAKA J		
07:25	AUT	27	WENDSCHLAG A		
07:25	AUT	47	MULLEBNER T		
06:08	JPN	14	KITAZAKI A		
03:55	AUT	16	KUGLER K	Receiving Touchdown (pass from STRIBRNY S)	7 - 18
03:23	AUT	16	KUGLER K	extra point play from 5yds	7 - 19
02:54	JPN	4	SAEKI S		
02:54	JPN	17	NAKAZAWA K		
02:54	JPN	65	TATSUNO S		
02:54	AUT	10	STRIBRNY S		

Timing and Results provided by  TISSOT






Game No: 14

Results

02:54	AUT	15	KONECNY S		
02:54	AUT	16	KUGLER K		
02:54	AUT	31	SOTTNER F		
02:54	AUT	65	MANSBART K		
01:14	JPN	1	SATO Y	Receiving Touchdown (pass from IWATA C)	13 - 19
01:09	JPN	10	IWATA C	extra point play from 5yds no good	
01:09	JPN	1	SATO Y		
01:09	JPN	9	NAKAHATA Y		
01:09	JPN	18	MIYAKE M		
01:09	AUT	3	PEHAM B		
01:09	AUT	8	JANDA C		
01:09	AUT	12	STRAKA J		
01:09	AUT	27	WENDSCHLAG A		
01:09	AUT	47	MULLEBNER T		
00:13	AUT	15	KONECNY S	Receiving Touchdown (pass from STRIBRNY S)	13 - 25
00:13	AUT	10	STRIBRNY S	extra point play from 5yds no good	
00:02	JPN	5	KANATANI A		
00:02	JPN	14	KITAZAKI A		
00:02	JPN	65	TATSUNO S		
00:02	AUT	10	STRIBRNY S		
00:02	AUT	15	KONECNY S		
00:02	AUT	16	KUGLER K		
00:02	AUT	31	SOTTNER F		
00:02	AUT	65	MANSBART K		

2nd Half					
Time	Team	No.	Name	Action	Score
20:00	JPN	1	SATO Y		
20:00	JPN	7	OMI Y		
20:00	JPN	9	NAKAHATA Y		
20:00	JPN	10	IWATA C		
20:00	JPN	18	MIYAKE M		
20:00	AUT	3	PEHAM B		
20:00	AUT	8	JANDA C		
20:00	AUT	12	STRAKA J		
20:00	AUT	27	WENDSCHLAG A		
20:00	AUT	47	MULLEBNER T		
18:23	AUT	3	PEHAM B		
15:52	JPN	9	NAKAHATA Y	Receiving Touchdown (pass from NAKAHATA Y)	19 - 25
15:28	AUT	65	MANSBART K		
15:23	JPN	10	IWATA C	extra point play from 5yds no good	
15:05	JPN	1	SATO Y		
15:05	JPN	7	OMI Y		
15:05	JPN	9	NAKAHATA Y		
15:05	JPN	10	IWATA C		
15:05	JPN	18	MIYAKE M		
15:05	AUT	3	PEHAM B		
15:05	AUT	8	JANDA C		
15:05	AUT	12	STRAKA J		
15:05	AUT	27	WENDSCHLAG A		
15:05	AUT	47	MULLEBNER T		
13:46	JPN	14	KITAZAKI A		
12:24	AUT	16	KUGLER K	Receiving Touchdown (pass from STRIBRNY S)	19 - 31
11:37	AUT	15	KONECNY S	extra point play from 5yds	19 - 32
11:25	JPN	4	SAEKI S		
11:25	JPN	5	KANATANI A		
11:25	JPN	17	NAKAZAWA K		
11:25	JPN	65	TATSUNO S		
11:25	AUT	10	STRIBRNY S		

Timing and Results provided by  TISSOT






Game No: 14

Results

11:25	AUT	15	KONECNY S		
11:25	AUT	16	KUGLER K		
11:25	AUT	31	SOTTNER F		
11:25	AUT	65	MANSBART K		
10:56	JPN	18	MIYAKE M	Receiving Touchdown (pass from MEGURO N)	25 - 32
09:55	AUT	3	PEHAM B		
09:35	JPN	9	NAKAHATA Y	extra point play from 5yds	26 - 32
09:19	JPN	1	SATO Y		
09:19	JPN	9	NAKAHATA Y		
09:19	JPN	12	MEGURO N		
09:19	AUT	8	JANDA C		
09:19	AUT	27	WENDSCHLAG A		
09:19	AUT	47	MULLEBNER T		
07:24	AUT	12	STRAKA J		
07:01	AUT	31	SOTTNER F	Receiving Touchdown (pass from STRIBRNY S)	26 - 38
06:27	AUT	16	KUGLER K	extra point play from 5yds	26 - 39
06:17	JPN	7	OMI Y		
06:17	JPN	65	TATSUNO S		
06:17	AUT	10	STRIBRNY S		
06:17	AUT	15	KONECNY S		
06:17	AUT	16	KUGLER K		
06:17	AUT	31	SOTTNER F		
06:17	AUT	65	MANSBART K		
02:59	AUT	3	PEHAM B		
01:51	AUT	65	MANSBART K		
01:16	JPN	18	MIYAKE M	Receiving Touchdown (pass from IWATA C)	32 - 39
01:16	JPN	10	IWATA C	2Pt Conversion - Receiving (pass from)	
01:16	JPN	1	SATO Y		
01:16	JPN	9	NAKAHATA Y		
01:16	JPN	17	NAKAZAWA K		
01:16	JPN	18	MIYAKE M		
01:16	AUT	3	PEHAM B		
01:16	AUT	8	JANDA C		
01:16	AUT	12	STRAKA J		
01:16	AUT	27	WENDSCHLAG A		
01:16	AUT	47	MULLEBNER T		

Legend:				
(C) Captain	DEF TD Defensive Touchdown	PAT Points after Touchdown	Pt Point	
Pts Points				

Timing and Results provided by  TISSOT





Game No: 16 Field 2

Start List

PAN vs ITA

Referee: PESSOA Giane (BRA)
Down Judge: MAY Miguel Angel (MEX)
Field Judge: Negishi TSUTOMO (JPN)
Side Judge: GONZALEZ NORIEGA Karen Lesley (PAN)

PAN - Panama

Offense

No.	Name	Position
3	DEL CID Leslie	Offense
5	CASTRO Orlanda	Offense
8	DOS SANTOS Tatiana	Offense
17	RODRIGUEZ Ayin	Offense
19	SANTOS Thaymiluz	Offense
43	CASTILLO Andrea	Offense
70	EVANS Angela	Offense

Head Coach REED Jack (USA)

Defense

Shirt: red Shorts: black

No.	Name	Position
1	HERNANDEZ Arlen	Defense
6	GALLIMORE Maria de Lourdes	Defense
22	CASTILLERO Valerie	Defense
27	RODRIGUEZ Maria	Defense
44	DE LEON Ana Paula	Defense

ITA - Italy

Offense

No.	Name	Position
1	ACETI Paola	Offense
7	SIVIERO Giorgia	Offense
13	BASCIALLA Margherita	Offense
50	LOIACONO Sabrina	Offense
82	DELL'ORTO Nausicca	Offense
88	ALBERIGHI Costanza	Offense
99	ZOCCA Giada	Offense


Head Coach GUGLIELMINO Valeria

Defense

Shirt: blue Shorts: blue

No.	Name	Position
9	CASADEI Martina	Defense
43	GUGLIELMINO Yvonne	Defense
47	TESSERA Marianna	Defense
57	DE SANCTIS Beatrice	Defense
69	FURLAN Francesca	Defense

Legend: (C) Captain No. Shirt Number

Timing and Results provided by  TISSOT





Game No: 16

Results

PAN 33 - 13 ITA

Referee: PESSOA Giane (BRA)
Down Judge: MAY Miguel Angel (MEX)
Field Judge: Negishi TSUTOMO (JPN)
Side Judge: GONZALEZ NORIEGA Karen Lesley (PAN)

	H1	H2	Total
PAN	21	12	33
ITA	7	6	13

PAN - Panama

No.	Name	Touchdown			PAT (1-Pt)	PAT (2-Pts)	Safety	DEF TD
		Passing	Rushing	Receiving				
1	HERNANDEZ Arlen			1				
3	DEL CID Leslie				0 / 1			1
5	CASTRO Orlanda	4			0 / 1			
6	GALLIMORE Maria de Lourdes							
8	DOS SANTOS Tatiana			2				
17	RODRIGUEZ Ayin			1	1 / 1			
19	SANTOS Thaymiluz							
22	CASTILLERO Valerie							
27	RODRIGUEZ Maria							
43	CASTILLO Andrea							
44	DE LEON Ana Paula							
70	EVANS Angela					1 / 1		
Total:		4		4	1 / 3	1 / 1		1

ITA - Italy

No.	Name	Touchdown			PAT (1-Pt)	PAT (2-Pts)	Safety	DEF TD
		Passing	Rushing	Receiving				
1	ACETI Paola			1				
7	SIVIERO Giorgia	1		1	1 / 2			
9	CASADEI Martina							
13	BASCIALLA Margherita							
43	GUGLIELMINO Yvonne							
47	TESSERA Marianna							
50	LOIACONO Sabrina							
57	DE SANCTIS Beatrice							
69	FURLAN Francesca							
82	DELL'ORTO Nausicca							
88	ALBERIGHI Costanza	1						
99	ZOCCA Giada							
Total:		3		2	1 / 2			


Timing and Results provided by  TISSOT



Game No: 16

Results

1st Half					
Time	Team	No.	Name	Action	Score
20:00	PAN	1	HERNANDEZ A		
20:00	PAN	3	del CID L		
20:00	PAN	5	CASTRO O		
20:00	PAN	8	dos SANTOS T		
20:00	PAN	17	RODRIGUEZ A		
20:00	ITA	9	CASADEI M		
20:00	ITA	13	BASCIALLA M		
20:00	ITA	43	GUGLIELMINO Y		
20:00	ITA	57	de SANCTIS B		
20:00	ITA	69	FURLAN F		
18:44	PAN	1	HERNANDEZ A	Receiving Touchdown (pass from CASTRO O)	6 - 0
18:24	PAN	17	RODRIGUEZ A	extra point play from 5yds	7 - 0
18:07	PAN	3	del CID L		
18:07	PAN	5	CASTRO O		
18:07	PAN	8	dos SANTOS T		
18:07	PAN	17	RODRIGUEZ A		
18:07	ITA	9	CASADEI M		
18:07	ITA	13	BASCIALLA M		
18:07	ITA	43	GUGLIELMINO Y		
18:07	ITA	57	de SANCTIS B		
18:07	ITA	69	FURLAN F		
16:37	PAN	1	HERNANDEZ A		
16:37	PAN	6	GALLIMORE MdeL		
16:37	PAN	22	CASTILLERO V		
16:37	PAN	27	RODRIGUEZ M		
16:37	PAN	44	de LEON AP		
16:37	ITA	1	ACETI P		
16:37	ITA	7	SIVIERO G		
16:37	ITA	82	DELL'ORTO N		
16:37	ITA	88	ALBERIGHI C		
16:37	ITA	99	ZOCCA G		
15:36	PAN	3	del CID L		
15:36	PAN	5	CASTRO O		
15:36	PAN	17	RODRIGUEZ A		
15:36	PAN	43	CASTILLO A		
15:36	PAN	70	EVANS A		
15:36	ITA	9	CASADEI M		
15:36	ITA	43	GUGLIELMINO Y		
15:36	ITA	50	LOIACONO S		
15:36	ITA	57	de SANCTIS B		
15:36	ITA	69	FURLAN F		
14:42	ITA	1	ACETI P	Receiving Touchdown (pass from SIVIERO G)	7 - 6
14:41	ITA	7	SIVIERO G	extra point play from 5yds	7 - 7
14:31	PAN	1	HERNANDEZ A		
14:31	PAN	6	GALLIMORE MdeL		
14:31	PAN	22	CASTILLERO V		
14:31	PAN	27	RODRIGUEZ M		
14:31	PAN	44	de LEON AP		
14:31	ITA	1	ACETI P		
14:31	ITA	7	SIVIERO G		
14:31	ITA	82	DELL'ORTO N		
14:31	ITA	88	ALBERIGHI C		
14:31	ITA	99	ZOCCA G		
09:43	PAN	8	dos SANTOS T	Receiving Touchdown (pass from CASTRO O)	13 - 7
09:20	PAN	3	del CID L	extra point play from 5yds no good	
09:15	PAN	5	CASTRO O		

Timing and Results provided by  TISSOT





Game No: 16

Results

09:15	PAN	8	dos SANTOS T		
09:15	PAN	17	RODRIGUEZ A		
09:15	PAN	70	EVANS A		
09:15	ITA	9	CASADEI M		
09:15	ITA	43	GUGLIELMINO Y		
09:15	ITA	50	LOIACONO S		
09:15	ITA	57	de SANCTIS B		
09:15	ITA	69	FURLAN F		
07:22	PAN	3	del CID L		
07:22	PAN	6	GALLIMORE MdeL		
07:22	PAN	27	RODRIGUEZ M		
07:22	PAN	44	de LEON AP		
07:22	ITA	1	ACETI P		
07:22	ITA	7	SIVIERO G		
07:22	ITA	82	DELL'ORTO N		
07:22	ITA	88	ALBERIGHI C		
07:22	ITA	99	ZOCCA G		
05:08	PAN	8	dos SANTOS T		
05:08	PAN	17	RODRIGUEZ A		
05:08	PAN	70	EVANS A		
05:08	ITA	9	CASADEI M		
05:08	ITA	43	GUGLIELMINO Y		
05:08	ITA	50	LOIACONO S		
05:08	ITA	57	de SANCTIS B		
05:08	ITA	69	FURLAN F		
03:08	PAN	6	GALLIMORE MdeL		
03:08	PAN	19	SANTOS T		
03:08	PAN	27	RODRIGUEZ M		
03:08	PAN	44	de LEON AP		
03:08	ITA	1	ACETI P		
03:08	ITA	13	BASCIALLA M		
03:08	ITA	82	DELL'ORTO N		
03:08	ITA	88	ALBERIGHI C		
03:08	ITA	99	ZOCCA G		
00:04	PAN	5	CASTRO O		
00:04	PAN	8	dos SANTOS T		
00:04	PAN	17	RODRIGUEZ A		
00:04	ITA	9	CASADEI M		
00:04	ITA	43	GUGLIELMINO Y		
00:04	ITA	50	LOIACONO S		
00:04	ITA	57	de SANCTIS B		
00:04	ITA	69	FURLAN F		
00:00	PAN	3	del CID L	Defensive Touchdown	19 - 7
00:00	PAN	1	HERNANDEZ A		
00:00	PAN	3	del CID L		
00:00	PAN	6	GALLIMORE MdeL		
00:00	PAN	22	CASTILLERO V		
00:00	PAN	44	de LEON AP		
00:00	ITA	7	SIVIERO G		
00:00	ITA	13	BASCIALLA M		
00:00	ITA	82	DELL'ORTO N		
00:00	ITA	88	ALBERIGHI C		
00:00	ITA	99	ZOCCA G		
00:00	PAN	70	EVANS A	2Pt Conversion - Receiving (pass from)	21 - 7

2nd Half					
Time	Team	No.	Name	Action	Score
20:00	PAN	1	HERNANDEZ A		
20:00	PAN	3	del CID L		

Timing and Results provided by  TISSOT





Game No: 16

Results

20:00	PAN	22	CASTILLERO V		
20:00	PAN	27	RODRIGUEZ M		
20:00	PAN	44	de LEON AP		
20:00	ITA	1	ACETI P		
20:00	ITA	7	SIVIERO G		
20:00	ITA	82	DELL'ORTO N		
20:00	ITA	88	ALBERIGHI C		
20:00	ITA	99	ZOCCA G		
18:34	PAN	27	RODRIGUEZ M		
17:28	PAN	6	GALLIMORE MdeL		
16:54	PAN	22	CASTILLERO V		
16:54	PAN	27	RODRIGUEZ M		
16:54	PAN	44	de LEON AP		
16:54	ITA	1	ACETI P		
16:54	ITA	7	SIVIERO G		
16:54	ITA	82	DELL'ORTO N		
16:54	ITA	88	ALBERIGHI C		
16:54	ITA	99	ZOCCA G		
15:23	PAN	8	dos SANTOS T	Receiving Touchdown (pass from CASTRO O)	27 - 7
14:49	PAN	5	CASTRO O	extra point play from 5yds no good	
14:14	PAN	1	HERNANDEZ A		
14:14	PAN	5	CASTRO O		
14:14	PAN	8	dos SANTOS T		
14:14	PAN	17	RODRIGUEZ A		
14:14	ITA	9	CASADEI M		
14:14	ITA	43	GUGLIELMINO Y		
14:14	ITA	50	LOIACONO S		
14:14	ITA	57	de SANCTIS B		
14:14	ITA	69	FURLAN F		
12:51	PAN	3	del CID L		
12:51	PAN	6	GALLIMORE MdeL		
12:51	PAN	22	CASTILLERO V		
12:51	PAN	27	RODRIGUEZ M		
12:51	PAN	44	de LEON AP		
12:51	ITA	1	ACETI P		
12:51	ITA	7	SIVIERO G		
12:51	ITA	13	BASCIALLA M		
12:51	ITA	82	DELL'ORTO N		
12:51	ITA	99	ZOCCA G		
09:29	PAN	5	CASTRO O		
09:29	PAN	8	dos SANTOS T		
09:29	PAN	19	SANTOS T		
09:29	PAN	43	CASTILLO A		
09:29	PAN	70	EVANS A		
09:29	ITA	9	CASADEI M		
09:29	ITA	43	GUGLIELMINO Y		
09:29	ITA	50	LOIACONO S		
09:29	ITA	57	de SANCTIS B		
09:29	ITA	69	FURLAN F		
06:57	ITA	7	SIVIERO G	Receiving Touchdown (pass from ALBERIGHI C)	27 - 13
06:36	ITA	7	SIVIERO G	extra point play from 5yds no good	
06:11	PAN	3	del CID L		
06:11	PAN	6	GALLIMORE MdeL		
06:11	PAN	22	CASTILLERO V		
06:11	PAN	27	RODRIGUEZ M		
06:11	PAN	44	de LEON AP		
06:11	ITA	1	ACETI P		
06:11	ITA	7	SIVIERO G		
06:11	ITA	82	DELL'ORTO N		

Timing and Results provided by 





Game No: 16

Results

06:11	ITA	88	ALBERIGHI C		
06:11	ITA	99	ZOCCA G		
02:21	PAN	5	CASTRO O		
02:21	PAN	8	dos SANTOS T		
02:21	PAN	17	RODRIGUEZ A		
02:21	PAN	19	SANTOS T		
02:21	PAN	43	CASTILLO A		
02:21	ITA	9	CASADEI M		
02:21	ITA	43	GUGLIELMINO Y		
02:21	ITA	50	LOIACONO S		
02:21	ITA	57	de SANCTIS B		
02:21	ITA	69	FURLAN F		
02:05	PAN	27	RODRIGUEZ M		
01:17	PAN	1	HERNANDEZ A		
01:17	PAN	3	del CID L		
01:17	PAN	6	GALLIMORE MdeL		
01:17	PAN	22	CASTILLERO V		
01:17	PAN	44	de LEON AP		
01:17	ITA	1	ACETI P		
01:17	ITA	7	SIVIERO G		
01:17	ITA	82	DELL'ORTO N		
01:17	ITA	88	ALBERIGHI C		
01:17	ITA	99	ZOCCA G		
00:16	PAN	17	RODRIGUEZ A	Receiving Touchdown (pass from CASTRO O)	33 - 13

Legend:				
(C) Captain	DEF TD Defensive Touchdown	PAT	Points after Touchdown	Pt Point
Pts Points				

Timing and Results provided by  TISSOT





Game No: 15 Field 1

Start List

USA vs BRA

Referee: SELA Omer (ISR)
Down Judge: MCMILLAN Donald (NZL)
Field Judge: KOTLIAR Allan (USA)
Side Judge: BRANDON Covington (USA)

USA - United States of America

Offense

No.	Name	Position
1	OVERSTREET Joann	Offense
4	KROUCH Vanita	Offense
6	COMICE Sheneika	Offense
8	BIBBS Nadia	Offense
69	DANIELS Crystal	Offense

Defense

Shirt: red Shorts: black

No.	Name	Position
2	GEARHART Mariah	Defense
12	WHISONANT Ashley	Defense
13	AUTRY Deliah	Defense
14	Mary Kate BULA	Defense
15	PATE Ayanna	Defense
16	ROQUE Michelle	Defense
27	WINTER Crystal	Defense

Head Coach LANKFORD Chris

BRA - Brazil

Offense

No.	Name	Position
3	SANTOS Karolyne	Offense
5	Alessandra RODRIGUES de SOUZA	Offense
7	Luiza MARTINS	Offense
8	BOABAID Amanda	Offense
10	TORELLI Lara	Offense
29	ALENCAR Taisa	Offense
82	NESRALLA Lara	Offense


Defense

Shirt: yellow Shorts: green

No.	Name	Position
6	ARAUJO Kely	Defense
16	Pamela SOARES	Defense
21	SOUZA Karoline	Defense
32	Thamires QUINTINO de ABREU	Defense
73	Mariana CASTRO TEIXEIRA	Defense

Head Coach Victoria GUGLIELMO de SOUZA

Legend: (C) Captain No. Shirt Number

Timing and Results provided by  TISSOT



Game No: 15

Results

USA 32 - 7 BRA

Referee: SELA Omer (ISR)
Down Judge: MCMILLAN Donald (NZL)
Field Judge: KOTLIAR Allan (USA)
Side Judge: BRANDON Covington (USA)

	H1	H2	Total
USA	20	12	32
BRA	0	7	7

USA - United States of America

No.	Name	Touchdown			PAT (1-Pt)	PAT (2-Pts)	Safety	DEF TD
		Passing	Rushing	Receiving				
1	OVERSTREET Joann			1	1 / 1			
2	GEARHART Mariah							
4	KROUCH Vanita	5			0 / 1	0 / 1		
6	COMICE Sheneika			4				
8	BIBBS Nadia				1 / 1			
12	WHISONANT Ashley							
13	AUTRY Deliah							
14	Mary Kate BULA							
15	PATE Ayanna							
16	ROQUE Michelle							
27	WINTER Crystal							
69	DANIELS Crystal				0 / 1			
Total:		5		5	2 / 4	0 / 1		

BRA - Brazil

No.	Name	Touchdown			PAT (1-Pt)	PAT (2-Pts)	Safety	DEF TD
		Passing	Rushing	Receiving				
3	SANTOS Karolyne							
5	Alessandra RODRIGUES de SOUZA	1						
6	ARAUJO Kely							
7	Luiza MARTINS							
8	BOABAID Amanda							
10	TORELLI Lara							
16	Pamela SOARES							
21	SOUZA Karoline							
29	ALENCAR Taisa			1	1 / 1			
32	Thamires QUINTINO de ABREU							
73	Mariana CASTRO TEIXEIRA							
82	NESRALLA Lara							
Total:		1		1	1 / 1			


Timing and Results provided by  TISSOT



Game No: 15

Results

1st Half					
Time	Team	No.	Name	Action	Score
20:00	USA	12	WHISONANT A		
20:00	USA	14	M BULA		
20:00	USA	15	PATE A		
20:00	USA	16	ROQUE M		
20:00	USA	27	WINTER C		
20:00	BRA	3	SANTOS K		
20:00	BRA	7	L MARTINS		
20:00	BRA	10	TORELLI L		
20:00	BRA	29	ALENCAR T		
20:00	BRA	82	NESRALLA L		
14:35	USA	12	WHISONANT A		
14:35	USA	14	M BULA		
14:35	USA	15	PATE A		
14:35	USA	16	ROQUE M		
14:35	USA	27	WINTER C		
12:27	USA	6	COMICE S	Receiving Touchdown (pass from KROUCH V)	6 - 0
12:00	USA	4	KROUCH V	extra point play from 5yds no good	
10:55	USA	1	OVERSTREET J		
10:55	USA	4	KROUCH V		
10:55	USA	6	COMICE S		
10:55	USA	8	BIBBS N		
10:55	USA	69	DANIELS C		
09:11	USA	12	WHISONANT A		
09:11	USA	14	M BULA		
09:11	USA	15	PATE A		
09:11	USA	16	ROQUE M		
09:11	USA	27	WINTER C		
09:11	BRA	3	SANTOS K		
09:11	BRA	7	L MARTINS		
09:11	BRA	10	TORELLI L		
09:11	BRA	29	ALENCAR T		
09:11	BRA	82	NESRALLA L		
07:16	USA	6	COMICE S	Receiving Touchdown (pass from KROUCH V)	12 - 0
06:37	USA	1	OVERSTREET J	extra point play from 5yds	13 - 0
06:24	USA	1	OVERSTREET J		
06:24	USA	4	KROUCH V		
06:24	USA	6	COMICE S		
06:24	USA	8	BIBBS N		
06:24	USA	69	DANIELS C		
06:24	BRA	6	ARAUJO K		
06:24	BRA	16	P SOARES		
06:24	BRA	21	SOUZA K		
06:24	BRA	32	T QUINTINO de ABRE		
06:24	BRA	73	M CASTRO TEIXEIRA		
04:03	USA	12	WHISONANT A		
04:03	USA	14	M BULA		
04:03	USA	15	PATE A		
04:03	USA	16	ROQUE M		
04:03	USA	27	WINTER C		
04:03	BRA	3	SANTOS K		
04:03	BRA	7	L MARTINS		
04:03	BRA	10	TORELLI L		
04:03	BRA	29	ALENCAR T		
04:03	BRA	82	NESRALLA L		
02:13	USA	6	COMICE S	Receiving Touchdown (pass from KROUCH V)	19 - 0
01:32	USA	8	BIBBS N	extra point play from 5yds	20 - 0

Timing and Results provided by  TISSOT






Game No: 15

Results

01:27	USA	1	OVERSTREET J		
01:27	USA	4	KROUCH V		
01:27	USA	6	COMICE S		
01:27	USA	8	BIBBS N		
01:27	USA	69	DANIELS C		
01:27	BRA	6	ARAUJO K		
01:27	BRA	16	P SOARES		
01:27	BRA	21	SOUZA K		
01:27	BRA	32	T QUINTINO de ABRE		
01:27	BRA	73	M CASTRO TEIXEIRA		
00:35	BRA	10	TORELLI L		

2nd Half					
Time	Team	No.	Name	Action	Score
20:00	USA	1	OVERSTREET J		
20:00	USA	4	KROUCH V		
20:00	USA	6	COMICE S		
20:00	USA	8	BIBBS N		
20:00	USA	69	DANIELS C		
20:00	BRA	6	ARAUJO K		
20:00	BRA	16	P SOARES		
20:00	BRA	21	SOUZA K		
20:00	BRA	32	T QUINTINO de ABRE		
20:00	BRA	73	M CASTRO TEIXEIRA		
18:14	USA	1	OVERSTREET J	Receiving Touchdown (pass from KROUCH V)	26 - 0
16:27	USA	4	KROUCH V	2Pt Conversion - Receiving (pass from)	
16:12	USA	1	OVERSTREET J		
16:12	USA	4	KROUCH V		
16:12	USA	6	COMICE S		
16:12	USA	8	BIBBS N		
16:12	USA	69	DANIELS C		
16:12	BRA	6	ARAUJO K		
16:12	BRA	16	P SOARES		
16:12	BRA	21	SOUZA K		
16:12	BRA	73	M CASTRO TEIXEIRA		
13:47	BRA	29	ALENCAR T	Receiving Touchdown (pass from A RODRIGUES de SOU)	26 - 6
13:13	BRA	29	ALENCAR T	extra point play from 5yds	26 - 7
12:39	USA	14	M BULA		
12:39	USA	15	PATE A		
12:39	USA	16	ROQUE M		
12:39	USA	27	WINTER C		
12:39	BRA	5	A RODRIGUES de SOU		
12:39	BRA	7	L MARTINS		
12:39	BRA	10	TORELLI L		
12:39	BRA	29	ALENCAR T		
09:21	USA	6	COMICE S	Receiving Touchdown (pass from KROUCH V)	32 - 7
08:35	USA	69	DANIELS C	extra point play from 5yds no good	
08:20	USA	4	KROUCH V		
08:20	USA	6	COMICE S		
08:20	USA	13	AUTRY D		
08:20	USA	69	DANIELS C		
08:20	BRA	6	ARAUJO K		
08:20	BRA	16	P SOARES		
08:20	BRA	21	SOUZA K		
08:20	BRA	32	T QUINTINO de ABRE		
08:20	BRA	73	M CASTRO TEIXEIRA		
05:57	USA	12	WHISONANT A		
05:57	USA	15	PATE A		
05:57	USA	16	ROQUE M		

Timing and Results provided by  TISSOT






Game No: 15

Results

05:57	USA	27	WINTER C		
05:57	BRA	5	A RODRIGUES de SOU		
05:57	BRA	7	L MARTINS		
05:57	BRA	8	BOABAID A		
05:57	BRA	10	TORELLI L		
05:57	BRA	29	ALENCAR T		
03:34	USA	4	KROUCH V		
03:34	USA	6	COMICE S		
03:34	USA	13	AUTRY D		
03:34	USA	69	DANIELS C		
03:34	BRA	16	P SOARES		
03:34	BRA	21	SOUZA K		
03:34	BRA	32	T QUINTINO de ABRE		
03:34	BRA	73	M CASTRO TEIXEIRA		
02:46	USA	12	WHISONANT A		
02:46	USA	15	PATE A		
02:46	USA	27	WINTER C		
00:30	USA	1	OVERSTREET J		
00:30	USA	8	BIBBS N		
00:30	USA	16	ROQUE M		
00:30	BRA	5	A RODRIGUES de SOU		
00:30	BRA	10	TORELLI L		
00:30	BRA	29	ALENCAR T		
00:30	BRA	82	NESRALLA L		

Legend:				
(C) Captain	DEF TD Defensive Touchdown	PAT Points after Touchdown	Pt Point	
Pts Points				

Timing and Results provided by  TISSOT





Game No: 3 Field 1

Start List

MEX vs JPN

MEX - Mexico

Offense

No.	Name	Position
1	SILVA Sheilla	Offense
3	CONTRERAS Silvia	Offense
4	RANGEL Monica	Offense
10	REYES Pamela	Offense
24	DELGADILLO Andrea	Offense
33	FLORES Diana	Offense
85	Indra MONTES	Offense

Defense

Shirt: green Shorts: black

No.	Name	Position
12	LANDA Rebeca	Defense
15	ROJANO Ana Valeria	Defense
17	RAMIREZ Ingrid	Defense
82	LORA Arianna	Defense
88	RIOS Xiomara	Defense

JPN - Japan

Offense

No.	Name	Position
1	SATO Yuki	Offense
4	SAEKI Suzuka	Offense
5	KANATANI Asahi	Offense
10	IWATA Chihiro	Offense
12	MEGURO Nanase	Offense
18	MIYAKE Moe	Offense
99	KATO Junna	Offense

Defense


Shirt: white Shorts: black

No.	Name	Position
7	OMI Yurika	Defense
9	NAKAHATA Yuri	Defense
14	KITAZAKI Akari	Defense
17	NAKAZAWA Kanako	Defense
65	TATSUNO Shiori	Defense

Head Coach

KANEYASU Shoji

Legend:	(C) Captain	No.	Shirt Number
---------	-------------	-----	--------------

Timing and Results provided by  TISSOT





Game No: 3

Results

MEX 34 - 13 JPN


	H1	H2	Total
MEX	21	13	34
JPN	6	7	13

MEX - Mexico

No.	Name	Touchdown			PAT (1-Pt)	PAT (2-Pts)	Safety	DEF TD
		Passing	Rushing	Receiving				
1	SILVA Sheilla	2			1 / 2			
3	CONTRERAS Silvia			2				
4	RANGEL Monica			1	1 / 1			
10	REYES Pamela			2	2 / 2			
12	LANDA Rebeca							
15	ROJANO Ana Valeria							
17	RAMIREZ Ingrid							
24	DELGADILLO Andrea							
33	FLORES Diana	3						
82	LORA Arianna							
85	Indra MONTES							
88	RIOS Xiomara							
Total:		5		5	4 / 5			

JPN - Japan

No.	Name	Touchdown			PAT (1-Pt)	PAT (2-Pts)	Safety	DEF TD
		Passing	Rushing	Receiving				
1	SATO Yuki			1				
4	SAEKI Suzuka							
5	KANATANI Asahi							
7	OMI Yurika			1				
9	NAKAHATA Yuri				1 / 1			
10	IWATA Chihiro	1			0 / 1			
12	MEGURO Nanase	1						
14	KITAZAKI Akari							
17	NAKAZAWA Kanako							
18	MIYAKE Moe							
65	TATSUNO Shiori							
99	KATO Junna							
Total:		2		2	1 / 2			

Timing and Results provided by  TISSOT






Game No: 3

Results

1st Half					
Time	Team	No.	Name	Action	Score
20:00	MEX	3	CONTRERAS S		
20:00	MEX	4	RANGEL M		
20:00	MEX	10	REYES P		
20:00	MEX	24	DELGADILLO A		
20:00	MEX	33	FLORES D		
20:00	JPN	5	KANATANI A		
20:00	JPN	7	OMI Y		
20:00	JPN	14	KITAZAKI A		
20:00	JPN	17	NAKAZAWA K		
20:00	JPN	65	TATSUNO S		
20:00	JPN	5	KANATANI A		
20:00	JPN	14	KITAZAKI A		
20:00	JPN	65	TATSUNO S		
20:00	MEX	10	REYES P		
20:00	MEX	33	FLORES D		
20:00	MEX	15	ROJANO AV		
20:00	MEX	88	RIOS X		
20:00	JPN	1	SATO Y		
20:00	JPN	9	NAKAHATA Y		
20:00	JPN	10	IWATA C		
18:56	MEX	3	CONTRERAS S	Receiving Touchdown (pass from FLORES D)	6 - 0
18:36	MEX	4	RANGEL M	extra point play from 5yds	7 - 0
13:41	MEX	3	CONTRERAS S		
13:41	MEX	4	RANGEL M		
13:41	MEX	10	REYES P		
13:41	MEX	24	DELGADILLO A		
13:41	MEX	33	FLORES D		
13:41	JPN	5	KANATANI A		
13:41	JPN	14	KITAZAKI A		
13:41	JPN	65	TATSUNO S		
11:55	JPN	18	MIYAKE M		
11:22	JPN	1	SATO Y	Receiving Touchdown (pass from IWATA C)	7 - 6
11:12	JPN	10	IWATA C	extra point play from 5yds no good	
10:41	MEX	12	LANDA R		
10:41	MEX	15	ROJANO AV		
10:41	MEX	17	RAMIREZ I		
10:41	MEX	82	LORA A		
10:41	MEX	88	RIOS X		
10:41	JPN	1	SATO Y		
10:41	JPN	9	NAKAHATA Y		
10:41	JPN	10	IWATA C		
09:43	MEX	10	REYES P		
08:07	MEX	24	DELGADILLO A		
07:09	MEX	1	SILVA S		
07:09	MEX	3	CONTRERAS S		
07:09	MEX	4	RANGEL M		
07:09	MEX	33	FLORES D		
07:09	MEX	85	I MONTES		
07:09	JPN	5	KANATANI A		
07:09	JPN	14	KITAZAKI A		
07:09	JPN	65	TATSUNO S		
06:31	MEX	17	RAMIREZ I		
06:07	JPN	7	OMI Y		
05:58	MEX	12	LANDA R		
05:58	MEX	15	ROJANO AV		
05:58	MEX	82	LORA A		

Timing and Results provided by  TISSOT





Game No: 3

Results

05:58	MEX	88	RIOS X		
05:58	JPN	1	SATO Y		
05:58	JPN	9	NAKAHATA Y		
05:58	JPN	10	IWATA C		
05:58	JPN	18	MIYAKE M		
05:17	MEX	24	DELGADILLO A		
04:49	JPN	14	KITAZAKI A		
04:49	JPN	17	NAKAZAWA K		
04:40	JPN	5	KANATANI A		
03:27	MEX	4	RANGEL M	Receiving Touchdown (pass from FLORES D)	13 - 6
03:21	MEX	1	SILVA S	extra point play from 5yds	14 - 6
02:46	MEX	1	SILVA S		
02:46	MEX	3	CONTRERAS S		
02:46	MEX	4	RANGEL M		
02:46	MEX	10	REYES P		
02:46	MEX	33	FLORES D		
02:46	JPN	10	IWATA C		
02:46	JPN	14	KITAZAKI A		
02:46	JPN	65	TATSUNO S		
00:50	MEX	12	LANDA R		
00:50	MEX	15	ROJANO AV		
00:50	MEX	17	RAMIREZ I		
00:50	MEX	82	LORA A		
00:50	MEX	85	I MONTES		
00:50	JPN	1	SATO Y		
00:50	JPN	9	NAKAHATA Y		
00:50	JPN	12	MEGURO N		
00:50	JPN	18	MIYAKE M		
00:10	MEX	10	REYES P	Receiving Touchdown (pass from FLORES D)	20 - 6
00:10	MEX	10	REYES P	extra point play from 5yds	21 - 6

2nd Half					
Time	Team	No.	Name	Action	Score
20:00	MEX	12	LANDA R		
20:00	MEX	15	ROJANO AV		
20:00	MEX	17	RAMIREZ I		
20:00	MEX	82	LORA A		
20:00	MEX	88	RIOS X		
20:00	JPN	1	SATO Y		
20:00	JPN	7	OMI Y		
20:00	JPN	9	NAKAHATA Y		
20:00	JPN	10	IWATA C		
20:00	JPN	17	NAKAZAWA K		
18:35	MEX	17	RAMIREZ I		
17:59	MEX	12	LANDA R		
17:59	MEX	15	ROJANO AV		
17:59	MEX	82	LORA A		
17:59	MEX	88	RIOS X		
17:59	JPN	1	SATO Y		
17:59	JPN	9	NAKAHATA Y		
17:59	JPN	10	IWATA C		
15:38	MEX	33	FLORES D		
15:32	MEX	10	REYES P	Receiving Touchdown (pass from SILVA S)	27 - 6
15:26	MEX	10	REYES P	extra point play from 5yds	28 - 6
14:43	MEX	1	SILVA S		
14:43	MEX	3	CONTRERAS S		
14:43	MEX	4	RANGEL M		
14:43	MEX	10	REYES P		
14:43	MEX	24	DELGADILLO A		

Timing and Results provided by  TISSOT






Game No: 3

Results

14:43	JPN	5	KANATANI A		
14:43	JPN	14	KITAZAKI A		
14:43	JPN	65	TATSUNO S		
14:08	JPN	1	SATO Y		
12:13	MEX	12	LANDA R		
12:13	MEX	85	I MONTES		
10:57	MEX	15	ROJANO AV		
10:57	MEX	17	RAMIREZ I		
10:57	MEX	82	LORA A		
10:57	MEX	88	RIOS X		
10:57	JPN	7	OMI Y		
10:57	JPN	9	NAKAHATA Y		
10:57	JPN	10	IWATA C		
10:57	JPN	99	KATO J		
08:41	MEX	33	FLORES D		
08:03	MEX	3	CONTRERAS S	Receiving Touchdown (pass from SILVA S)	34 - 6
07:57	MEX	1	SILVA S	extra point play from 5yds no good	
07:39	JPN	1	SATO Y		
07:39	JPN	5	KANATANI A		
07:39	JPN	65	TATSUNO S		
05:54	JPN	14	KITAZAKI A		
05:15	MEX	1	SILVA S		
05:15	JPN	9	NAKAHATA Y		
05:15	JPN	17	NAKAZAWA K		
05:15	JPN	99	KATO J		
04:45	JPN	12	MEGURO N		
02:03	MEX	3	CONTRERAS S		
02:03	MEX	4	RANGEL M		
02:03	MEX	10	REYES P		
02:03	MEX	24	DELGADILLO A		
02:03	MEX	33	FLORES D		
02:03	JPN	4	SAEKI S		
02:03	JPN	5	KANATANI A		
02:03	JPN	14	KITAZAKI A		
02:03	JPN	65	TATSUNO S		
01:21	JPN	1	SATO Y		
01:21	JPN	10	IWATA C		
01:21	JPN	18	MIYAKE M		
00:52	JPN	17	NAKAZAWA K		
00:42	JPN	7	OMI Y	Receiving Touchdown (pass from MEGURO N)	34 - 12
00:42	JPN	9	NAKAHATA Y	extra point play from 5yds	34 - 13
00:30	MEX	12	LANDA R		
00:30	MEX	15	ROJANO AV		
00:30	MEX	17	RAMIREZ I		
00:30	MEX	82	LORA A		
00:30	MEX	88	RIOS X		
00:30	JPN	7	OMI Y		
00:30	JPN	9	NAKAHATA Y		
00:30	JPN	18	MIYAKE M		

Legend:				
(C) Captain	DEF TD Defensive Touchdown	PAT Points after Touchdown	Pt Point	
Pts Points				

Timing and Results provided by  TISSOT





Game No: 4 Field 1

Start List

BRA vs ITA

BRA - Brazil

Offense

No.	Name	Position
3	SANTOS Karolyne	Offense
5	Alessandra RODRIGUES de SOUZA	Offense
7	Luiza MARTINS	Offense
8	BOABAID Amanda	Offense
10	TORELLI Lara	Offense
29	ALENCAR Taisa	Offense
82	NESRALLA Lara	Offense

Head Coach Victoria GUGLIELMO de SOUZA

Defense

Shirt: yellow Shorts: green

No.	Name	Position
6	ARAUJO Kely	Defense
16	Pamela SOARES	Defense
21	SOUZA Karoline	Defense
32	Thamires QUINTINO de ABREU	Defense
73	Mariana CASTRO TEIXEIRA	Defense

ITA - Italy

Offense

No.	Name	Position
1	ACETI Paola	Offense
7	SIVIERO Giorgia	Offense
13	BASCIALLA Margherita	Offense
50	LOIACONO Sabrina	Offense
82	DELL'ORTO Nausicca	Offense
88	ALBERIGHI Costanza	Offense
99	ZOCCA Giada	Offense

Head Coach GUGLIELMINO Valeria


Defense

Shirt: blue Shorts: blue

No.	Name	Position
9	CASADEI Martina	Defense
43	GUGLIELMINO Yvonne	Defense
47	TESSERA Marianna	Defense
57	DE SANCTIS Beatrice	Defense
69	FURLAN Francesca	Defense

Legend:

(C) Captain No. Shirt Number

Timing and Results provided by  TISSOT



Game No: 4

Results

BRA 19 - 25 ITA

	H1	H2	Total
BRA	13	6	19
ITA	19	6	25

BRA - Brazil

No.	Name	Touchdown			PAT (1-Pt)	PAT (2-Pts)	Safety	DEF TD
		Passing	Rushing	Receiving				
3	SANTOS Karolyne	1			0 / 1			
5	Alessandra RODRIGUES de SOUZA	2			0 / 2			
6	ARAUJO Kely							
7	Luiza MARTINS				1 / 1			
8	BOABAID Amanda							
10	TORELLI Lara			1				
16	Pamela SOARES							
21	SOUZA Karoline							
29	ALENCAR Taisa			1				
32	Thamires QUINTINO de ABREU							
73	Mariana CASTRO TEIXEIRA							
82	NESRALLA Lara			1				
Total:		3		3	1 / 4			

ITA - Italy


No.	Name	Touchdown			PAT (1-Pt)	PAT (2-Pts)	Safety	DEF TD
		Passing	Rushing	Receiving				
1	ACETI Paola			1				
7	SIVIERO Giorgia	4			0 / 3			
9	CASADEI Martina							
13	BASCIALLA Margherita							
43	GUGLIELMINO Yvonne							
47	TESSERA Marianna							
50	LOIACONO Sabrina							
57	DE SANCTIS Beatrice							
69	FURLAN Francesca							
82	DELL'ORTO Nausicca				1 / 1			
88	ALBERIGHI Costanza			1				
99	ZOCCA Giada			2				
Total:		4		4	1 / 4			



Game No: 4

Results

1st Half					
Time	Team	No.	Name	Action	Score
20:00	BRA	5	A RODRIGUES de SOU		
20:00	BRA	7	L MARTINS		
20:00	BRA	10	TORELLI L		
20:00	BRA	29	ALENCAR T		
20:00	BRA	82	NESRALLA L		
20:00	ITA	9	CASADEI M		
20:00	ITA	43	GUGLIELMINO Y		
20:00	ITA	47	TESSERA M		
20:00	ITA	57	de SANCTIS B		
20:00	ITA	69	FURLAN F		
20:00	BRA	5	A RODRIGUES de SOU		
20:00	BRA	7	L MARTINS		
20:00	BRA	10	TORELLI L		
20:00	BRA	29	ALENCAR T		
20:00	BRA	82	NESRALLA L		
20:00	ITA	9	CASADEI M		
20:00	ITA	43	GUGLIELMINO Y		
20:00	ITA	47	TESSERA M		
20:00	ITA	57	de SANCTIS B		
20:00	ITA	69	FURLAN F		
16:53	BRA	10	TORELLI L	Receiving Touchdown (pass from A RODRIGUES de SOU)	6 - 0
16:20	BRA	5	A RODRIGUES de SOU	extra point play from 5yds no good	
11:56	BRA	6	ARAUJO K		
11:56	BRA	21	SOUZA K		
11:25	BRA	5	A RODRIGUES de SOU	extra point play from 5yds no good	
11:17	BRA	5	A RODRIGUES de SOU		
11:17	BRA	7	L MARTINS		
08:10	ITA	1	ACETI P	Receiving Touchdown (pass from SIVIERO G)	6 - 6
07:54	ITA	7	SIVIERO G	extra point play from 5yds no good	
07:16	BRA	6	ARAUJO K		
07:16	BRA	16	P SOARES		
07:16	BRA	21	SOUZA K		
07:16	BRA	32	T QUINTINO de ABRE		
07:16	BRA	73	M CASTRO TEIXEIRA		
07:16	ITA	1	ACETI P		
07:16	ITA	7	SIVIERO G		
07:16	ITA	82	DELL'ORTO N		
07:16	ITA	88	ALBERIGHI C		
07:16	ITA	99	ZOCCA G		
05:32	BRA	5	A RODRIGUES de SOU		
05:32	BRA	7	L MARTINS		
05:32	BRA	10	TORELLI L		
05:32	BRA	29	ALENCAR T		
05:32	ITA	9	CASADEI M		
05:32	ITA	13	BASCIALLA M		
05:32	ITA	47	TESSERA M		
05:32	ITA	57	de SANCTIS B		
05:32	ITA	69	FURLAN F		
03:19	ITA	99	ZOCCA G	Receiving Touchdown (pass from SIVIERO G)	6 - 12
03:13	ITA	7	SIVIERO G	extra point play from 5yds no good	
02:11	BRA	6	ARAUJO K		
02:11	BRA	16	P SOARES		
02:11	BRA	32	T QUINTINO de ABRE		
02:11	BRA	73	M CASTRO TEIXEIRA		
02:11	ITA	1	ACETI P		
02:11	ITA	7	SIVIERO G		

Timing and Results provided by 






Game No: 4

Results

02:11	ITA	82	DELL'ORTO N		
02:11	ITA	88	ALBERIGHI C		
02:11	ITA	99	ZOCCA G		
01:13	BRA	29	ALENCAR T	Receiving Touchdown (pass from A RODRIGUES de SOU)	12 - 12
00:59	BRA	7	L MARTINS	extra point play from 5yds	13 - 12
00:41	BRA	5	A RODRIGUES de SOU		
00:41	BRA	7	L MARTINS		
00:41	BRA	10	TORELLI L		
00:41	BRA	29	ALENCAR T		
00:41	BRA	82	NESRALLA L		
00:41	ITA	9	CASADEI M		
00:41	ITA	43	GUGLIELMINO Y		
00:41	ITA	47	TESSERA M		
00:41	ITA	57	de SANCTIS B		
00:41	ITA	69	FURLAN F		
00:24	ITA	7	SIVIERO G		
00:20	ITA	13	BASCIALLA M		
00:06	ITA	99	ZOCCA G	Receiving Touchdown (pass from SIVIERO G)	13 - 18
00:06	ITA	82	DELL'ORTO N	extra point play from 5yds	13 - 19
00:06	BRA	6	ARAUJO K		
00:06	BRA	16	P SOARES		
00:06	BRA	21	SOUZA K		
00:06	BRA	32	T QUINTINO de ABRE		
00:06	BRA	73	M CASTRO TEIXEIRA		
00:06	ITA	1	ACETI P		
00:06	ITA	7	SIVIERO G		
00:06	ITA	82	DELL'ORTO N		
00:06	ITA	88	ALBERIGHI C		
00:06	ITA	99	ZOCCA G		

2nd Half					
Time	Team	No.	Name	Action	Score
20:00	BRA	6	ARAUJO K		
20:00	BRA	16	P SOARES		
20:00	BRA	21	SOUZA K		
20:00	BRA	32	T QUINTINO de ABRE		
20:00	BRA	73	M CASTRO TEIXEIRA		
20:00	ITA	1	ACETI P		
20:00	ITA	7	SIVIERO G		
20:00	ITA	82	DELL'ORTO N		
20:00	ITA	88	ALBERIGHI C		
20:00	ITA	99	ZOCCA G		
18:11	BRA	6	ARAUJO K		
18:11	BRA	16	P SOARES		
18:11	BRA	21	SOUZA K		
18:11	BRA	32	T QUINTINO de ABRE		
18:11	BRA	73	M CASTRO TEIXEIRA		
18:11	ITA	1	ACETI P		
18:11	ITA	7	SIVIERO G		
18:11	ITA	82	DELL'ORTO N		
18:11	ITA	88	ALBERIGHI C		
18:11	ITA	99	ZOCCA G		
17:10	BRA	5	A RODRIGUES de SOU		
15:39	BRA	82	NESRALLA L	Receiving Touchdown (pass from SANTOS K)	19 - 19
15:20	BRA	3	SANTOS K	extra point play from 5yds no good	
14:51	BRA	3	SANTOS K		
14:51	BRA	7	L MARTINS		
14:51	BRA	10	TORELLI L		
14:51	BRA	29	ALENCAR T		

Timing and Results provided by  TISSOT




Game No: 4

Results

14:51	BRA	82	NESRALLA L		
14:51	ITA	9	CASADEI M		
14:51	ITA	43	GUGLIELMINO Y		
14:51	ITA	47	TESSERA M		
14:51	ITA	57	de SANCTIS B		
14:51	ITA	69	FURLAN F		
11:30	ITA	88	ALBERIGHI C	Receiving Touchdown (pass from SIVIERO G)	19 - 25
11:09	ITA	7	SIVIERO G	extra point play from 5yds no good	
09:03	BRA	6	ARAUJO K		
06:29	BRA	8	BOABAID A		
06:29	BRA	16	P SOARES		
06:29	BRA	21	SOUZA K		
06:29	BRA	32	T QUINTINO de ABRE		
06:29	BRA	73	M CASTRO TEIXEIRA		
06:29	ITA	1	ACETI P		
06:29	ITA	7	SIVIERO G		
06:29	ITA	82	DELL'ORTO N		
06:29	ITA	88	ALBERIGHI C		
06:29	ITA	99	ZOCCA G		
04:26	BRA	3	SANTOS K		
04:26	BRA	5	A RODRIGUES de SOU		
04:26	BRA	7	L MARTINS		
04:26	BRA	10	TORELLI L		
04:26	BRA	29	ALENCAR T		
04:26	ITA	9	CASADEI M		
04:26	ITA	43	GUGLIELMINO Y		
04:26	ITA	47	TESSERA M		
04:26	ITA	57	de SANCTIS B		
04:26	ITA	69	FURLAN F		
04:26	BRA	8	BOABAID A		
04:26	BRA	16	P SOARES		
04:26	BRA	21	SOUZA K		
04:26	BRA	32	T QUINTINO de ABRE		
04:26	BRA	73	M CASTRO TEIXEIRA		
04:26	ITA	1	ACETI P		
04:26	ITA	7	SIVIERO G		
04:26	ITA	82	DELL'ORTO N		
04:26	ITA	88	ALBERIGHI C		
04:26	ITA	99	ZOCCA G		
01:24	ITA	57	de SANCTIS B		
01:17	BRA	3	SANTOS K		
01:17	BRA	7	L MARTINS		
01:17	BRA	10	TORELLI L		
01:17	BRA	29	ALENCAR T		
01:17	BRA	82	NESRALLA L		
01:17	ITA	9	CASADEI M		
01:17	ITA	43	GUGLIELMINO Y		
01:17	ITA	47	TESSERA M		
01:17	ITA	50	LOIACONO S		
01:17	ITA	69	FURLAN F		

Legend:				
(C) Captain	DEF TD Defensive Touchdown	PAT Points after Touchdown	Pt Point	
Pts Points				

Timing and Results provided by  TISSOT





Game No: 7 Field 2

Start List

MEX vs BRA

Referee: PESSOA Giane (BRA)
Down Judge: BROWND Paul (NZL)
Field Judge: GONZALEZ NORIEGA Karen Lesley (PAN)
Side Judge: DESROCHE Nicholas (CAN)

MEX - Mexico

Offense

No.	Name	Position
1	SILVA Sheilla	Offense
3	CONTRERAS Silvia	Offense
4	RANGEL Monica	Offense
10	REYES Pamela	Offense
24	DELGADILLO Andrea	Offense
33	FLORES Diana	Offense
85	Indra MONTES	Offense

Defense

Shirt: green Shorts: black

No.	Name	Position
12	LANDA Rebeca	Defense
15	ROJANO Ana Valeria	Defense
17	RAMIREZ Ingrid	Defense
82	LORA Arianna	Defense
88	RIOS Xiomara	Defense

BRA - Brazil

Offense

No.	Name	Position
3	SANTOS Karolyne	Offense
5	Alessandra RODRIGUES de SOUZA	Offense
7	Luiza MARTINS	Offense
8	BOABAIID Amanda	Offense
10	TORELLI Lara	Offense
29	ALENCAR Taisa	Offense
82	NESRALLA Lara	Offense


Defense

Shirt: white Shorts: blue

No.	Name	Position
6	ARAUJO Kely	Defense
16	Pamela SOARES	Defense
21	SOUZA Karoline	Defense
32	Thamires QUINTINO de ABREU	Defense
73	Mariana CASTRO TEIXEIRA	Defense

Head Coach Victoria GUGLIELMO de SOUZA

Legend: (C) Captain No. Shirt Number

Timing and Results provided by  TISSOT



Game No: 7

Results

MEX 42 - 6 BRA

Referee: ABRAMS Desiree (USA)
Down Judge: AGEBRINK Markus (SWE)


	H1	H2	Total
MEX	22	14	42
BRA	6	0	6

MEX - Mexico

No.	Name	Touchdown			PAT (1-Pt)	PAT (2-Pts)	Safety	DEF TD
		Passing	Rushing	Receiving				
1	SILVA Sheilla	2						
(S)	CONTRERAS Silvia			1	1 / 1			
(S)	RANGEL Monica			1	1 / 1			
(S)	REYES Pamela			2	2 / 2	1 / 1		
12	LANDA Rebeca							
15	ROJANO Ana Valeria							
17	RAMIREZ Ingrid							
24	DELGADILLO Andrea			1				
(S)	FLORES Diana	3						
82	LORA Arianna							
(S)	Indra MONTES							
88	RIOS Xiomara							
Total:		5		5	4 / 4	1 / 1		

BRA - Brazil

No.	Name	Touchdown			PAT (1-Pt)	PAT (2-Pts)	Safety	DEF TD
		Passing	Rushing	Receiving				
3	SANTOS Karolyne	1			0 / 1			
5	Alessandra RODRIGUES de SOUZA							
(S)	ARAUJO Kely							
7	Luiza MARTINS							
(S)	BOABAID Amanda							
10	TORELLI Lara							
(S)	Pamela SOARES							
21	SOUZA Karoline							
29	ALENCAR Taisa			1				
(S)	Thamires QUINTINO de ABREU							
(S)	Mariana CASTRO TEIXEIRA							
82	NESRALLA Lara							
Total:		1		1	0 / 1			

Timing and Results provided by  TISSOT





Game No: 7

Results

1st Half					
Time	Team	No.	Name	Action	Score
20:00	MEX	12	LANDA R		
20:00	MEX	15	ROJANO AV		
20:00	MEX	17	RAMIREZ I		
20:00	MEX	82	LORA A		
20:00	MEX	88	RIOS X		
20:00	BRA	3	SANTOS K		
20:00	BRA	7	L MARTINS		
20:00	BRA	10	TORELLI L		
20:00	BRA	29	ALENCAR T		
20:00	BRA	82	NESRALLA L		
16:53	MEX	12	LANDA R		
16:53	MEX	15	ROJANO AV		
16:53	MEX	17	RAMIREZ I		
16:53	MEX	82	LORA A		
16:53	MEX	88	RIOS X		
16:53	BRA	3	SANTOS K		
16:53	BRA	7	L MARTINS		
16:53	BRA	10	TORELLI L		
16:53	BRA	29	ALENCAR T		
16:53	BRA	82	NESRALLA L		
14:13	MEX	10	REYES P	Receiving Touchdown (pass from FLORES D)	6 - 0
13:37	MEX	10	REYES P	2Pt Conversion - Receiving (pass from)	8 - 0
13:20	MEX	3	CONTRERAS S		
13:20	MEX	4	RANGEL M		
13:20	MEX	10	REYES P		
13:20	MEX	24	DELGADILLO A		
13:20	MEX	33	FLORES D		
13:20	BRA	6	ARAUJO K		
13:20	BRA	16	P SOARES		
13:20	BRA	21	SOUZA K		
13:20	BRA	32	T QUINTINO de ABRE		
13:20	BRA	73	M CASTRO TEIXEIRA		
10:16	MEX	88	RIOS X		
09:32	BRA	29	ALENCAR T	Receiving Touchdown (pass from SANTOS K)	8 - 6
08:33	BRA	3	SANTOS K	extra point play from 5yds no good	
08:07	MEX	12	LANDA R		
08:07	MEX	15	ROJANO AV		
08:07	MEX	17	RAMIREZ I		
08:07	MEX	82	LORA A		
08:07	MEX	85	I MONTES		
08:07	BRA	3	SANTOS K		
08:07	BRA	7	L MARTINS		
08:07	BRA	10	TORELLI L		
08:07	BRA	29	ALENCAR T		
08:07	BRA	82	NESRALLA L		
05:56	MEX	3	CONTRERAS S	Receiving Touchdown (pass from FLORES D)	14 - 6
05:11	MEX	10	REYES P	extra point play from 5yds	15 - 6
04:54	MEX	3	CONTRERAS S		
04:54	MEX	4	RANGEL M		
04:54	MEX	10	REYES P		
04:54	MEX	24	DELGADILLO A		
04:54	MEX	33	FLORES D		
04:54	BRA	6	ARAUJO K		
04:54	BRA	16	P SOARES		
04:54	BRA	21	SOUZA K		
04:54	BRA	32	T QUINTINO de ABRE		

Timing and Results provided by  TISSOT






Game No: 7

Results

04:54	BRA	73	M CASTRO TEIXEIRA		
02:23	MEX	12	LANDA R		
02:23	MEX	15	ROJANO AV		
02:23	MEX	17	RAMIREZ I		
02:23	MEX	82	LORA A		
02:23	MEX	88	RIOS X		
02:23	BRA	3	SANTOS K		
02:23	BRA	7	L MARTINS		
02:23	BRA	10	TORELLI L		
02:23	BRA	29	ALENCAR T		
02:23	BRA	82	NESRALLA L		
00:06	MEX	10	REYES P	Receiving Touchdown (pass from FLORES D)	21 - 6
00:06	MEX	10	REYES P	extra point play from 5yds	22 - 6
00:06	MEX	1	SILVA S		
00:06	MEX	3	CONTRERAS S		
00:06	MEX	10	REYES P		
00:06	MEX	24	DELGADILLO A		
00:06	MEX	33	FLORES D		
00:06	BRA	8	BOABAID A		
00:06	BRA	16	P SOARES		
00:06	BRA	21	SOUZA K		
00:06	BRA	32	T QUINTINO de ABRE		
00:06	BRA	73	M CASTRO TEIXEIRA		

2nd Half					
Time	Team	No.	Name	Action	Score
20:00	MEX	3	CONTRERAS S		
20:00	MEX	4	RANGEL M		
20:00	MEX	10	REYES P		
20:00	MEX	24	DELGADILLO A		
20:00	MEX	33	FLORES D		
20:00	BRA	6	ARAUJO K		
20:00	BRA	8	BOABAID A		
20:00	BRA	10	TORELLI L		
20:00	BRA	32	T QUINTINO de ABRE		
20:00	BRA	73	M CASTRO TEIXEIRA		
18:39	MEX	24	DELGADILLO A		
18:13	MEX	1	SILVA S		
18:13	MEX	3	CONTRERAS S		
18:13	MEX	4	RANGEL M		
18:13	MEX	10	REYES P		
18:13	MEX	33	FLORES D		
18:13	BRA	6	ARAUJO K		
18:13	BRA	8	BOABAID A		
18:13	BRA	32	T QUINTINO de ABRE		
18:13	BRA	73	M CASTRO TEIXEIRA		
15:33	MEX	12	LANDA R		
15:33	MEX	15	ROJANO AV		
15:33	MEX	17	RAMIREZ I		
15:33	MEX	82	LORA A		
15:33	MEX	85	I MONTES		
15:33	BRA	3	SANTOS K		
15:33	BRA	7	L MARTINS		
15:33	BRA	10	TORELLI L		
15:33	BRA	29	ALENCAR T		
15:33	BRA	82	NESRALLA L		
13:37	MEX	24	DELGADILLO A		
11:53	MEX	4	RANGEL M		
10:39	MEX	1	SILVA S		

Timing and Results provided by  TISSOT






Game No: 7

Results

10:39	MEX	3	CONTRERAS S		
10:39	MEX	10	REYES P		
10:39	MEX	24	DELGADILLO A		
10:39	MEX	33	FLORES D		
10:39	BRA	6	ARAUJO K		
10:39	BRA	8	BOABAID A		
10:39	BRA	16	P SOARES		
10:39	BRA	21	SOUZA K		
10:39	BRA	73	M CASTRO TEIXEIRA		
08:16	MEX	12	LANDA R		
08:16	MEX	15	ROJANO AV		
08:16	MEX	17	RAMIREZ I		
08:16	MEX	82	LORA A		
08:16	MEX	88	RIOS X		
08:16	BRA	5	A RODRIGUES de SOU		
08:16	BRA	7	L MARTINS		
08:16	BRA	10	TORELLI L		
08:16	BRA	29	ALENCAR T		
08:16	BRA	82	NESRALLA L		
06:00	MEX	4	RANGEL M	Receiving Touchdown (pass from SILVA S)	28 - 6
05:22	MEX	3	CONTRERAS S	extra point play from 5yds	29 - 6
04:52	MEX	1	SILVA S		
04:52	MEX	3	CONTRERAS S		
04:52	MEX	4	RANGEL M		
04:52	MEX	10	REYES P		
04:52	MEX	24	DELGADILLO A		
04:52	BRA	6	ARAUJO K		
04:52	BRA	8	BOABAID A		
04:52	BRA	16	P SOARES		
04:52	BRA	21	SOUZA K		
04:52	BRA	32	T QUINTINO de ABRE		
02:49	MEX	12	LANDA R		
02:49	MEX	15	ROJANO AV		
02:49	MEX	17	RAMIREZ I		
02:49	MEX	85	I MONTES		
02:49	MEX	88	RIOS X		
02:49	BRA	3	SANTOS K		
02:49	BRA	5	A RODRIGUES de SOU		
02:49	BRA	10	TORELLI L		
02:49	BRA	82	NESRALLA L		
02:00	MEX	24	DELGADILLO A	Receiving Touchdown (pass from SILVA S)	35 - 6
02:00	MEX	4	RANGEL M	extra point play from 5yds	36 - 6
01:56	MEX	1	SILVA S		
01:56	MEX	4	RANGEL M		
01:56	MEX	10	REYES P		
01:56	MEX	24	DELGADILLO A		
01:56	MEX	33	FLORES D		
01:56	BRA	6	ARAUJO K		
01:56	BRA	8	BOABAID A		
01:56	BRA	16	P SOARES		
01:56	BRA	32	T QUINTINO de ABRE		
01:26	MEX	12	LANDA R		
01:26	MEX	15	ROJANO AV		
01:26	MEX	17	RAMIREZ I		
01:26	MEX	82	LORA A		
01:26	MEX	88	RIOS X		
01:26	BRA	3	SANTOS K		
01:26	BRA	7	L MARTINS		
01:26	BRA	10	TORELLI L		

Timing and Results provided by  TISSOT






Game No: 7

Results

01:26	BRA	29	ALENCAR T		
01:26	BRA	82	NESRALLA L		

Legend:				
(C) Captain	DEF TD Defensive Touchdown	PAT	Points after Touchdown	Pt Point
Pts Points				

Timing and Results provided by  TISSOT





Game No: 8 Field 2

Start List

JPN vs ITA

JPN - Japan

Offense

No.	Name	Position
1	SATO Yuki	Offense
4	SAEKI Suzuka	Offense
9	NAKAHATA Yuri	Offense
10	IWATA Chihiro	Offense
12	MEGURO Nanase	Offense
18	MIYAKE Moe	Offense
99	KATO Junna	Offense

Head Coach KANEYASU Shoji

Defense

Shirt: red Shorts: black

No.	Name	Position
5	KANATANI Asahi	Defense
7	OMI Yurika	Defense
14	KITAZAKI Akari	Defense
17	NAKAZAWA Kanako	Defense
65	TATSUNO Shiori	Defense

ITA - Italy

Offense

No.	Name	Position
1	ACETI Paola	Offense
7	SIVIERO Giorgia	Offense
13	BASCIALLA Margherita	Offense
50	LOIACONO Sabrina	Offense
82	DELL'ORTO Nausicca	Offense
88	ALBERIGHI Costanza	Offense
99	ZOCCA Giada	Offense


Head Coach GUGLIELMINO Valeria

Defense

Shirt: blue Shorts: blue

No.	Name	Position
9	CASADEI Martina	Defense
43	GUGLIELMINO Yvonne	Defense
47	TESSERA Marianna	Defense
57	DE SANCTIS Beatrice	Defense
69	FURLAN Francesca	Defense

Legend: (C) Captain No. Shirt Number

Timing and Results provided by  TISSOT





Game No: 8

Results

JPN 19 - 14 ITA


	H1	H2	Total
JPN	12	7	19
ITA	7	7	14

JPN - Japan

No.	Name	Touchdown			PAT (1-Pt)	PAT (2-Pts)	Safety	DEF TD
		Passing	Rushing	Receiving				
1	SATO Yuki			1				
4	SAEKI Suzuka							
5	KANATANI Asahi							
7	OMI Yurika	1			1 / 1			
9	NAKAHATA Yuri							
10	IWATA Chihiro	2			0 / 2			
12	MEGURO Nanase	1						
14	KITAZAKI Akari							
17	NAKAZAWA Kanako			1				
18	MIYAKE Moe			1				
65	TATSUNO Shiori							
99	KATO Junna							
Total:		4		3	1 / 3			

ITA - Italy

No.	Name	Touchdown			PAT (1-Pt)	PAT (2-Pts)	Safety	DEF TD
		Passing	Rushing	Receiving				
1	ACETI Paola			1	1 / 1			
7	SIVIERO Giorgia			1				
9	CASADEI Martina							
13	BASCIALLA Margherita							
43	GUGLIELMINO Yvonne							
47	TESSERA Marianna							
50	LOIACONO Sabrina							
57	DE SANCTIS Beatrice							
69	FURLAN Francesca							
82	DELL'ORTO Nausicca				1 / 1			
88	ALBERIGHI Costanza							
99	ZOCCA Giada	1						
Total:		1		2	2 / 2			


Timing and Results provided by  TISSOT



Game No: 8

Results

1st Half					
Time	Team	No.	Name	Action	Score
20:00	JPN	5	KANATANI A		
20:00	JPN	7	OMI Y		
20:00	JPN	14	KITAZAKI A		
20:00	JPN	17	NAKAZAWA K		
20:00	JPN	65	TATSUNO S		
20:00	ITA	1	ACETI P		
20:00	ITA	7	SIVIERO G		
20:00	ITA	82	DELL'ORTO N		
20:00	ITA	88	ALBERIGHI C		
20:00	ITA	99	ZOCCA G		
17:44	JPN	5	KANATANI A		
17:44	JPN	7	OMI Y		
17:44	JPN	14	KITAZAKI A		
17:44	JPN	65	TATSUNO S		
17:44	ITA	1	ACETI P		
17:44	ITA	7	SIVIERO G		
17:44	ITA	82	DELL'ORTO N		
17:44	ITA	88	ALBERIGHI C		
17:44	ITA	99	ZOCCA G		
14:18	JPN	1	SATO Y	Receiving Touchdown (pass from IWATA C)	6 - 0
13:44	JPN	10	IWATA C	extra point play from 5yds no good	
13:28	JPN	1	SATO Y		
13:28	JPN	9	NAKAHATA Y		
13:28	JPN	10	IWATA C		
13:28	JPN	18	MIYAKE M		
13:28	ITA	9	CASADEI M		
13:28	ITA	43	GUGLIELMINO Y		
13:28	ITA	47	TESSERA M		
13:28	ITA	57	de SANCTIS B		
13:28	ITA	69	FURLAN F		
11:52	JPN	5	KANATANI A		
11:52	JPN	14	KITAZAKI A		
11:52	JPN	17	NAKAZAWA K		
11:52	JPN	65	TATSUNO S		
11:52	ITA	1	ACETI P		
11:52	ITA	7	SIVIERO G		
11:52	ITA	82	DELL'ORTO N		
11:52	ITA	88	ALBERIGHI C		
11:52	ITA	99	ZOCCA G		
08:05	JPN	1	SATO Y		
08:05	JPN	7	OMI Y		
08:05	JPN	9	NAKAHATA Y		
08:05	JPN	10	IWATA C		
08:05	JPN	18	MIYAKE M		
08:05	ITA	9	CASADEI M		
08:05	ITA	43	GUGLIELMINO Y		
08:05	ITA	47	TESSERA M		
08:05	ITA	57	de SANCTIS B		
08:05	ITA	69	FURLAN F		
05:14	ITA	7	SIVIERO G	Receiving Touchdown (pass from ZOCCA G)	6 - 6
04:44	ITA	82	DELL'ORTO N	extra point play from 5yds	6 - 7
04:16	JPN	4	SAEKI S		
04:16	JPN	5	KANATANI A		
04:16	JPN	14	KITAZAKI A		
04:16	JPN	17	NAKAZAWA K		
04:16	JPN	65	TATSUNO S		

Timing and Results provided by  TISSOT






Game No: 8

Results

04:16	ITA	1	ACETI P		
04:16	ITA	7	SIVIERO G		
04:16	ITA	82	DELL'ORTO N		
04:16	ITA	88	ALBERIGHI C		
04:16	ITA	99	ZOCCA G		
02:31	JPN	1	SATO Y		
02:31	JPN	9	NAKAHATA Y		
02:31	JPN	18	MIYAKE M		
02:31	ITA	9	CASADEI M		
02:31	ITA	43	GUGLIELMINO Y		
02:31	ITA	47	TESSERA M		
02:31	ITA	57	de SANCTIS B		
02:31	ITA	69	FURLAN F		
01:40	JPN	5	KANATANI A		
01:40	JPN	7	OMI Y		
01:40	JPN	14	KITAZAKI A		
01:40	JPN	65	TATSUNO S		
01:40	ITA	1	ACETI P		
01:40	ITA	7	SIVIERO G		
01:40	ITA	82	DELL'ORTO N		
01:40	ITA	88	ALBERIGHI C		
01:40	ITA	99	ZOCCA G		
01:06	JPN	10	IWATA C	extra point play from 5yds no good	
01:06	JPN	1	SATO Y		
01:06	JPN	9	NAKAHATA Y		
01:06	JPN	17	NAKAZAWA K		
01:06	JPN	18	MIYAKE M		
01:06	ITA	9	CASADEI M		
01:06	ITA	43	GUGLIELMINO Y		
01:06	ITA	50	LOIACONO S		
01:06	ITA	57	de SANCTIS B		
01:06	ITA	69	FURLAN F		
01:03	JPN	18	MIYAKE M	Receiving Touchdown (pass from IWATA C)	12 - 7
00:34	JPN	4	SAEKI S		
00:34	JPN	5	KANATANI A		
00:34	JPN	7	OMI Y		
00:34	JPN	65	TATSUNO S		
00:34	ITA	1	ACETI P		
00:34	ITA	7	SIVIERO G		
00:34	ITA	82	DELL'ORTO N		
00:34	ITA	88	ALBERIGHI C		
00:34	ITA	99	ZOCCA G		
00:21	JPN	1	SATO Y		
00:21	JPN	9	NAKAHATA Y		
00:21	JPN	10	IWATA C		
00:21	JPN	18	MIYAKE M		
00:21	ITA	9	CASADEI M		
00:21	ITA	43	GUGLIELMINO Y		
00:21	ITA	47	TESSERA M		
00:21	ITA	57	de SANCTIS B		
00:21	ITA	69	FURLAN F		

2nd Half					
Time	Team	No.	Name	Action	Score
20:00	JPN	1	SATO Y		
20:00	JPN	9	NAKAHATA Y		
20:00	JPN	10	IWATA C		
20:00	JPN	17	NAKAZAWA K		
20:00	JPN	18	MIYAKE M		

Timing and Results provided by  TISSOT





Game No: 8

Results

20:00	ITA	9	CASADEI M		
20:00	ITA	43	GUGLIELMINO Y		
20:00	ITA	47	TESSERA M		
20:00	ITA	57	de SANCTIS B		
20:00	ITA	69	FURLAN F		
17:05	JPN	1	SATO Y		
17:05	JPN	9	NAKAHATA Y		
17:05	JPN	10	IWATA C		
17:05	JPN	18	MIYAKE M		
17:05	ITA	9	CASADEI M		
17:05	ITA	43	GUGLIELMINO Y		
17:05	ITA	47	TESSERA M		
17:05	ITA	57	de SANCTIS B		
17:05	ITA	69	FURLAN F		
14:11	JPN	14	KITAZAKI A		
12:48	ITA	1	ACETI P	Receiving Touchdown (pass from OMI Y)	12 - 13
12:22	ITA	1	ACETI P	extra point play from 5yds	12 - 14
11:58	JPN	4	SAEKI S		
11:58	JPN	5	KANATANI A		
11:58	JPN	17	NAKAZAWA K		
11:58	JPN	65	TATSUNO S		
11:58	ITA	1	ACETI P		
11:58	ITA	7	SIVIERO G		
11:58	ITA	13	BASCIALLA M		
11:58	ITA	88	ALBERIGHI C		
11:58	ITA	99	ZOCCA G		
10:39	JPN	7	OMI Y		
10:39	JPN	9	NAKAHATA Y		
10:39	JPN	12	MEGURO N		
10:39	JPN	18	MIYAKE M		
10:39	ITA	9	CASADEI M		
10:39	ITA	43	GUGLIELMINO Y		
10:39	ITA	47	TESSERA M		
10:39	ITA	57	de SANCTIS B		
10:39	ITA	69	FURLAN F		
08:37	JPN	5	KANATANI A		
08:37	JPN	14	KITAZAKI A		
08:37	JPN	65	TATSUNO S		
08:37	ITA	1	ACETI P		
08:37	ITA	7	SIVIERO G		
08:37	ITA	13	BASCIALLA M		
08:37	ITA	88	ALBERIGHI C		
08:37	ITA	99	ZOCCA G		
04:21	JPN	17	NAKAZAWA K	Receiving Touchdown (pass from MEGURO N)	18 - 14
04:00	JPN	7	OMI Y	extra point play from 5yds	19 - 14
03:39	JPN	1	SATO Y		
03:39	JPN	9	NAKAHATA Y		
03:39	JPN	12	MEGURO N		
03:39	JPN	17	NAKAZAWA K		
03:39	ITA	9	CASADEI M		
03:39	ITA	43	GUGLIELMINO Y		
03:39	ITA	47	TESSERA M		
03:39	ITA	57	de SANCTIS B		
03:39	ITA	69	FURLAN F		
01:40	JPN	4	SAEKI S		
01:40	JPN	5	KANATANI A		
01:40	JPN	10	IWATA C		
01:40	JPN	65	TATSUNO S		
01:40	ITA	1	ACETI P		

Timing and Results provided by  TISSOT






Game No: 8

Results

01:40	ITA	7	SIVIERO G		
01:40	ITA	13	BASCIALLA M		
01:40	ITA	88	ALBERIGHI C		
01:40	ITA	99	ZOCCA G		

Legend:				
(C) Captain	DEF TD Defensive Touchdown	PAT	Points after Touchdown	Pt Point
Pts Points				

Timing and Results provided by  **TISSOT**





Game No: 11 Field 2

Start List

MEX vs ITA

MEX - Mexico

Offense

No.	Name	Position
1	SILVA Sheilla	Offense
3	CONTRERAS Silvia	Offense
4	RANGEL Monica	Offense
10	REYES Pamela	Offense
24	DELGADILLO Andrea	Offense
33	FLORES Diana	Offense
85	Indra MONTES	Offense

Defense

Shirt: green Shorts: black

No.	Name	Position
12	LANDA Rebeca	Defense
15	ROJANO Ana Valeria	Defense
17	RAMIREZ Ingrid	Defense
82	LORA Arianna	Defense
88	RIOS Xiomara	Defense

ITA - Italy

Offense

No.	Name	Position
1	ACETI Paola	Offense
7	SIVIERO Giorgia	Offense
13	BASCIALLA Margherita	Offense
50	LOIACONO Sabrina	Offense
82	DELL'ORTO Nausicca	Offense
88	ALBERIGHI Costanza	Offense
99	ZOCCA Giada	Offense

Defense


Shirt: blue Shorts: blue

No.	Name	Position
9	CASADEI Martina	Defense
43	GUGLIELMINO Yvonne	Defense
47	TESSERA Marianna	Defense
57	DE SANCTIS Beatrice	Defense
69	FURLAN Francesca	Defense

Head Coach

GUGLIELMINO Valeria

Legend: (C) Captain No. Shirt Number

Timing and Results provided by  TISSOT





Game No: 11

Results

MEX 49 - 0 ITA

Referee: COLEMAN Ramaal (USA)
Down Judge: KECK Stephan (SUI)
Field Judge: MAY Miguel Angel (MEX)
Side Judge: HIRASAWA Koichiro (JPN)


	H1	H2	Total
MEX	27	22	49
ITA	0	0	0

MEX - Mexico

No.	Name	Touchdown			PAT (1-Pt)	PAT (2-Pts)	Safety	DEF TD
		Passing	Rushing	Receiving				
1	SILVA Sheilla	2						
3	CONTRERAS Silvia	1			2 / 2			
4	RANGEL Monica			4				
10	REYES Pamela			2	1 / 1	0 / 1		
12	LANDA Rebeca					1 / 1		
15	ROJANO Ana Valeria							
17	RAMIREZ Ingrid							
24	DELGADILLO Andrea							
33	FLORES Diana	4		1	0 / 1			
82	LORA Arianna							
85	Indra MONTES					1 / 1		
88	RIOS Xiomara							
Total:		7		7	3 / 4	2 / 3		

ITA - Italy

No.	Name	Touchdown			PAT (1-Pt)	PAT (2-Pts)	Safety	DEF TD
		Passing	Rushing	Receiving				
1	ACETI Paola							
7	SIVIERO Giorgia							
9	CASADEI Martina							
13	BASCIALLA Margherita							
43	GUGLIELMINO Yvonne							
47	TESSERA Marianna							
50	LOIACONO Sabrina							
57	DE SANCTIS Beatrice							
69	FURLAN Francesca							
82	DELL'ORTO Nausicca							
88	ALBERIGHI Costanza							
99	ZOCCA Giada							
Total:								

Timing and Results provided by  TISSOT





Game No: 11

Results

1st Half					
Time	Team	No.	Name	Action	Score
20:00	MEX	3	CONTRERAS S		
20:00	MEX	4	RANGEL M		
20:00	MEX	10	REYES P		
20:00	MEX	24	DELGADILLO A		
20:00	MEX	33	FLORES D		
20:00	ITA	9	CASADEI M		
20:00	ITA	43	GUGLIELMINO Y		
20:00	ITA	47	TESSERA M		
20:00	ITA	57	de SANCTIS B		
20:00	ITA	69	FURLAN F		
18:41	MEX	4	RANGEL M	Receiving Touchdown (pass from FLORES D)	6 - 0
18:16	MEX	10	REYES P	extra point play from 5yds	7 - 0
17:47	MEX	3	CONTRERAS S		
17:47	MEX	4	RANGEL M		
17:47	MEX	10	REYES P		
17:47	MEX	24	DELGADILLO A		
17:47	MEX	33	FLORES D		
17:47	ITA	9	CASADEI M		
17:47	ITA	43	GUGLIELMINO Y		
17:47	ITA	47	TESSERA M		
17:47	ITA	57	de SANCTIS B		
17:47	ITA	69	FURLAN F		
16:49	MEX	12	LANDA R		
16:49	MEX	15	ROJANO AV		
16:49	MEX	17	RAMIREZ I		
16:49	MEX	82	LORA A		
16:49	MEX	88	RIOS X		
16:49	ITA	1	ACETI P		
16:49	ITA	7	SIVIERO G		
16:49	ITA	82	DELL'ORTO N		
16:49	ITA	88	ALBERIGHI C		
16:49	ITA	99	ZOCCA G		
15:45	MEX	10	REYES P	Receiving Touchdown (pass from FLORES D)	13 - 0
15:33	MEX	33	FLORES D	extra point play from 5yds no good	
15:02	MEX	3	CONTRERAS S		
15:02	MEX	4	RANGEL M		
15:02	MEX	10	REYES P		
15:02	MEX	24	DELGADILLO A		
15:02	MEX	33	FLORES D		
15:02	ITA	9	CASADEI M		
15:02	ITA	43	GUGLIELMINO Y		
15:02	ITA	47	TESSERA M		
15:02	ITA	57	de SANCTIS B		
15:02	ITA	69	FURLAN F		
14:08	MEX	12	LANDA R		
14:08	MEX	15	ROJANO AV		
14:08	MEX	17	RAMIREZ I		
14:08	MEX	82	LORA A		
14:08	MEX	88	RIOS X		
14:08	ITA	1	ACETI P		
14:08	ITA	7	SIVIERO G		
14:08	ITA	82	DELL'ORTO N		
14:08	ITA	88	ALBERIGHI C		
14:08	ITA	99	ZOCCA G		
11:09	MEX	4	RANGEL M	Receiving Touchdown (pass from FLORES D)	19 - 0
10:48	MEX	3	CONTRERAS S	extra point play from 5yds	20 - 0

Timing and Results provided by  TISSOT





Game No: 11

Results

10:09	MEX	1	SILVA S		
10:09	MEX	3	CONTRERAS S		
10:09	MEX	4	RANGEL M		
10:09	MEX	10	REYES P		
10:09	MEX	33	FLORES D		
10:09	ITA	9	CASADEI M		
10:09	ITA	43	GUGLIELMINO Y		
10:09	ITA	47	TESSERA M		
10:09	ITA	57	de SANCTIS B		
10:09	ITA	69	FURLAN F		
08:06	MEX	12	LANDA R		
08:06	MEX	15	ROJANO AV		
08:06	MEX	17	RAMIREZ I		
08:06	MEX	82	LORA A		
08:06	MEX	88	RIOS X		
08:06	ITA	1	ACETI P		
08:06	ITA	7	SIVIERO G		
08:06	ITA	82	DELL'ORTO N		
08:06	ITA	88	ALBERIGHI C		
08:06	ITA	99	ZOCCA G		
07:02	MEX	4	RANGEL M	Receiving Touchdown (pass from FLORES D)	26 - 0
06:49	MEX	3	CONTRERAS S	extra point play from 5yds	27 - 0
06:37	MEX	1	SILVA S		
06:37	MEX	3	CONTRERAS S		
06:37	MEX	4	RANGEL M		
06:37	MEX	10	REYES P		
06:37	MEX	33	FLORES D		
06:37	ITA	9	CASADEI M		
06:37	ITA	43	GUGLIELMINO Y		
06:37	ITA	47	TESSERA M		
06:37	ITA	57	de SANCTIS B		
06:37	ITA	69	FURLAN F		
04:57	MEX	12	LANDA R		
04:57	MEX	15	ROJANO AV		
04:57	MEX	17	RAMIREZ I		
04:57	MEX	85	I MONTES		
04:57	MEX	88	RIOS X		
04:57	ITA	1	ACETI P		
04:57	ITA	7	SIVIERO G		
04:57	ITA	82	DELL'ORTO N		
04:57	ITA	88	ALBERIGHI C		
04:57	ITA	99	ZOCCA G		
01:55	MEX	1	SILVA S		
01:55	MEX	3	CONTRERAS S		
01:55	MEX	4	RANGEL M		
01:55	MEX	10	REYES P		
01:55	MEX	24	DELGADILLO A		
01:55	ITA	9	CASADEI M		
01:55	ITA	43	GUGLIELMINO Y		
01:55	ITA	47	TESSERA M		
01:55	ITA	50	LOIACONO S		
01:55	ITA	69	FURLAN F		
00:54	MEX	17	RAMIREZ I		
00:03	MEX	12	LANDA R		
00:03	MEX	15	ROJANO AV		
00:03	MEX	82	LORA A		
00:03	MEX	88	RIOS X		
00:03	ITA	1	ACETI P		
00:03	ITA	7	SIVIERO G		

Timing and Results provided by  TISSOT





Game No: 11

Results

00:03	ITA	82	DELL'ORTO N		
00:03	ITA	88	ALBERIGHI C		
00:03	ITA	99	ZOCCA G		

2nd Half					
Time	Team	No.	Name	Action	Score
20:00	MEX	12	LANDA R		
20:00	MEX	15	ROJANO AV		
20:00	MEX	17	RAMIREZ I		
20:00	MEX	82	LORA A		
20:00	MEX	88	RIOS X		
20:00	ITA	1	ACETI P		
20:00	ITA	7	SIVIERO G		
20:00	ITA	82	DELL'ORTO N		
20:00	ITA	88	ALBERIGHI C		
20:00	ITA	99	ZOCCA G		
16:45	MEX	12	LANDA R		
16:45	MEX	15	ROJANO AV		
16:45	MEX	17	RAMIREZ I		
16:45	MEX	82	LORA A		
16:45	MEX	88	RIOS X		
16:45	ITA	1	ACETI P		
16:45	ITA	7	SIVIERO G		
16:45	ITA	82	DELL'ORTO N		
16:45	ITA	88	ALBERIGHI C		
16:45	ITA	99	ZOCCA G		
14:20	MEX	4	RANGEL M	Receiving Touchdown (pass from SILVA S)	33 - 0
13:46	MEX	10	REYES P	2Pt Conversion - Receiving (pass from)	
13:24	MEX	1	SILVA S		
13:24	MEX	3	CONTRERAS S		
13:24	MEX	4	RANGEL M		
13:24	MEX	10	REYES P		
13:24	MEX	24	DELGADILLO A		
13:24	ITA	9	CASADEI M		
13:24	ITA	43	GUGLIELMINO Y		
13:24	ITA	47	TESSERA M		
13:24	ITA	50	LOIACONO S		
13:24	ITA	69	FURLAN F		
11:42	MEX	12	LANDA R		
11:42	MEX	17	RAMIREZ I		
11:42	MEX	82	LORA A		
11:42	MEX	85	I MONTES		
11:42	MEX	88	RIOS X		
11:42	ITA	1	ACETI P		
11:42	ITA	7	SIVIERO G		
11:42	ITA	13	BASCIALLA M		
11:42	ITA	82	DELL'ORTO N		
11:42	ITA	99	ZOCCA G		
09:12	MEX	10	REYES P	Receiving Touchdown (pass from SILVA S)	39 - 0
08:48	MEX	3	CONTRERAS S		
08:48	MEX	4	RANGEL M		
08:48	MEX	10	REYES P		
08:48	MEX	24	DELGADILLO A		
08:02	MEX	85	I MONTES	2Pt Conversion - Receiving (pass from)	41 - 0
07:30	MEX	1	SILVA S		
07:30	MEX	33	FLORES D		
07:30	ITA	9	CASADEI M		
07:30	ITA	43	GUGLIELMINO Y		
07:30	ITA	50	LOIACONO S		

Timing and Results provided by  TISSOT






Game No: 11

Results

07:30	ITA	57	de SANCTIS B		
07:30	ITA	69	FURLAN F		
05:48	MEX	12	LANDA R		
05:48	MEX	17	RAMIREZ I		
05:48	MEX	82	LORA A		
05:48	MEX	88	RIOS X		
05:48	ITA	1	ACETI P		
05:48	ITA	7	SIVIERO G		
05:48	ITA	13	BASCIALLA M		
05:48	ITA	82	DELL'ORTO N		
05:48	ITA	99	ZOCCA G		
04:43	MEX	33	FLORES D	Receiving Touchdown (pass from CONTRERAS S)	47 - 0
04:20	MEX	3	CONTRERAS S		
04:20	MEX	4	RANGEL M		
04:20	MEX	10	REYES P		
03:56	MEX	12	LANDA R	2Pt Conversion - Receiving (pass from)	49 - 0
03:24	MEX	1	SILVA S		
03:24	MEX	33	FLORES D		
03:24	ITA	9	CASADEI M		
03:24	ITA	43	GUGLIELMINO Y		
03:24	ITA	50	LOIACONO S		
03:24	ITA	57	de SANCTIS B		
03:24	ITA	69	FURLAN F		
00:06	MEX	12	LANDA R		
00:06	MEX	15	ROJANO AV		
00:06	MEX	17	RAMIREZ I		
00:06	MEX	82	LORA A		
00:06	MEX	85	I MONTES		
00:06	ITA	1	ACETI P		
00:06	ITA	7	SIVIERO G		
00:06	ITA	13	BASCIALLA M		
00:06	ITA	82	DELL'ORTO N		
00:06	ITA	99	ZOCCA G		

Legend:				
(C) Captain	DEF TD Defensive Touchdown	PAT	Points after Touchdown	Pt Point
Pts Points				

Timing and Results provided by  TISSOT





Game No: 12 Field 2

Start List

JPN vs BRA

Referee: PETIT Sebastien (FRA)
Down Judge: MCMILLAN Donald (NZL)
Field Judge: COURTNEY Orr (USA)
Side Judge: ESPINOSA Uriel (MEX)

JPN - Japan

Offense

No.	Name	Position
1	SATO Yuki	Offense
4	SAEKI Suzuka	Offense
9	NAKAHATA Yuri	Offense
10	IWATA Chihiro	Offense
12	MEGURO Nanase	Offense
18	MIYAKE Moe	Offense
99	KATO Junna	Offense

Head Coach KANEYASU Shoji

Defense

Shirt: red Shorts: black

No.	Name	Position
5	KANATANI Asahi	Defense
7	OMI Yurika	Defense
14	KITAZAKI Akari	Defense
17	NAKAZAWA Kanako	Defense
65	TATSUNO Shiori	Defense

BRA - Brazil

Offense

No.	Name	Position
3	SANTOS Karolyne	Offense
5	Alessandra RODRIGUES de SOUZA	Offense
7	Luiza MARTINS	Offense
8	BOABAID Amanda	Offense
10	TORELLI Lara	Offense
29	ALENCAR Taisa	Offense
82	NESRALLA Lara	Offense


Head Coach Victoria GUGLIELMO de SOUZA

Defense

Shirt: white Shorts: blue

No.	Name	Position
6	ARAUJO Kely	Defense
16	Pamela SOARES	Defense
21	SOUZA Karoline	Defense
32	Thamires QUINTINO de ABREU	Defense
73	Mariana CASTRO TEIXEIRA	Defense

Legend: (C) Captain No. Shirt Number

Timing and Results provided by  TISSOT



Game No: 12

Results

JPN 25 - 20 BRA

Referee: PETIT Sebastien (FRA)
Down Judge: MCMILLAN Donald (NZL)
Field Judge: COURTNEY Orr (USA)
Side Judge: ESPINOSA Uriel (MEX)


	H1	H2	Total
JPN	6	19	25
BRA	6	14	20

JPN - Japan

No.	Name	Touchdown			PAT (1-Pt)	PAT (2-Pts)	Safety	DEF TD
		Passing	Rushing	Receiving				
1	SATO Yuki				2			
4	SAEKI Suzuka							
5	KANATANI Asahi							
7	OMI Yurika				1	1 / 1		
9	NAKAHATA Yuri							
10	IWATA Chihiro	4				0 / 3		
12	MEGURO Nanase							
14	KITAZAKI Akari							
17	NAKAZAWA Kanako							
18	MIYAKE Moe				1			
65	TATSUNO Shiori							
99	KATO Junna							
Total:		4			4	1 / 4		

BRA - Brazil

No.	Name	Touchdown			PAT (1-Pt)	PAT (2-Pts)	Safety	DEF TD
		Passing	Rushing	Receiving				
3	SANTOS Karolyne	3				0 / 1		
5	Alessandra RODRIGUES de SOUZA							
6	ARAUJO Kely							
7	Luiza MARTINS					1 / 1		
8	BOABAID Amanda							
10	TORELLI Lara					1 / 1		
16	Pamela SOARES							
21	SOUZA Karoline							
29	ALENCAR Taisa				3			
32	Thamires QUINTINO de ABREU							
73	Mariana CASTRO TEIXEIRA							
82	NESRALLA Lara							
Total:		3			3	2 / 3		


Timing and Results provided by  TISSOT



Game No: 12

Results

1st Half					
Time	Team	No.	Name	Action	Score
20:00	JPN	5	KANATANI A		
20:00	JPN	7	OMI Y		
20:00	JPN	10	IWATA C		
20:00	JPN	14	KITAZAKI A		
20:00	JPN	65	TATSUNO S		
20:00	BRA	3	SANTOS K		
20:00	BRA	7	L MARTINS		
20:00	BRA	10	TORELLI L		
20:00	BRA	29	ALENCAR T		
20:00	BRA	82	NESRALLA L		
16:27	JPN	5	KANATANI A		
16:27	JPN	14	KITAZAKI A		
16:27	JPN	65	TATSUNO S		
16:27	BRA	3	SANTOS K		
16:27	BRA	7	L MARTINS		
16:27	BRA	10	TORELLI L		
16:27	BRA	29	ALENCAR T		
16:27	BRA	82	NESRALLA L		
11:52	JPN	7	OMI Y		
11:52	JPN	9	NAKAHATA Y		
11:52	JPN	10	IWATA C		
11:52	JPN	18	MIYAKE M		
11:52	BRA	6	ARAUJO K		
11:52	BRA	16	P SOARES		
11:52	BRA	21	SOUZA K		
11:52	BRA	32	T QUINTINO de ABRE		
11:52	BRA	73	M CASTRO TEIXEIRA		
09:32	JPN	5	KANATANI A		
09:32	JPN	14	KITAZAKI A		
09:32	JPN	65	TATSUNO S		
09:32	BRA	3	SANTOS K		
09:32	BRA	7	L MARTINS		
09:32	BRA	10	TORELLI L		
09:32	BRA	29	ALENCAR T		
09:32	BRA	82	NESRALLA L		
07:07	JPN	1	SATO Y		
07:07	JPN	9	NAKAHATA Y		
07:07	JPN	10	IWATA C		
07:07	JPN	18	MIYAKE M		
07:07	BRA	6	ARAUJO K		
07:07	BRA	16	P SOARES		
07:07	BRA	21	SOUZA K		
07:07	BRA	32	T QUINTINO de ABRE		
07:07	BRA	73	M CASTRO TEIXEIRA		
05:50	JPN	17	NAKAZAWA K		
03:58	BRA	29	ALENCAR T	Receiving Touchdown (pass from SANTOS K)	0 - 6
03:44	BRA	3	SANTOS K	extra point play from 5yds no good	
03:19	JPN	4	SAEKI S		
03:19	JPN	5	KANATANI A		
03:19	JPN	65	TATSUNO S		
03:19	BRA	3	SANTOS K		
03:19	BRA	7	L MARTINS		
03:19	BRA	10	TORELLI L		
03:19	BRA	29	ALENCAR T		
03:19	BRA	82	NESRALLA L		
00:33	JPN	7	OMI Y	Receiving Touchdown (pass from IWATA C)	6 - 6

Timing and Results provided by  TISSOT





Game No: 12

Results

00:16	JPN	10	IWATA C	extra point play from 5yds no good	
00:00	JPN	1	SATO Y		
00:00	JPN	9	NAKAHATA Y		
00:00	JPN	10	IWATA C		
00:00	JPN	18	MIYAKE M		
00:00	BRA	6	ARAUJO K		
00:00	BRA	8	BOABAID A		
00:00	BRA	16	P SOARES		
00:00	BRA	21	SOUZA K		
00:00	BRA	73	M CASTRO TEIXEIRA		

2nd Half					
Time	Team	No.	Name	Action	Score
20:00	JPN	1	SATO Y		
20:00	JPN	7	OMI Y		
20:00	JPN	9	NAKAHATA Y		
20:00	JPN	10	IWATA C		
20:00	JPN	18	MIYAKE M		
20:00	BRA	6	ARAUJO K		
20:00	BRA	8	BOABAID A		
20:00	BRA	16	P SOARES		
20:00	BRA	21	SOUZA K		
20:00	BRA	73	M CASTRO TEIXEIRA		
18:37	JPN	1	SATO Y	Receiving Touchdown (pass from IWATA C)	12 - 6
18:21	JPN	7	OMI Y	extra point play from 5yds	13 - 6
18:17	JPN	1	SATO Y		
18:17	JPN	9	NAKAHATA Y		
18:17	JPN	10	IWATA C		
18:17	JPN	18	MIYAKE M		
18:17	BRA	6	ARAUJO K		
18:17	BRA	8	BOABAID A		
18:17	BRA	16	P SOARES		
18:17	BRA	21	SOUZA K		
18:17	BRA	73	M CASTRO TEIXEIRA		
18:17	JPN	7	OMI Y		
18:17	JPN	14	KITAZAKI A		
11:07	BRA	29	ALENCAR T	Receiving Touchdown (pass from SANTOS K)	13 - 12
10:20	BRA	7	L MARTINS	extra point play from 5yds	13 - 13
10:08	JPN	1	SATO Y		
10:08	JPN	4	SAEKI S		
10:08	JPN	5	KANATANI A		
10:08	JPN	17	NAKAZAWA K		
10:08	JPN	65	TATSUNO S		
10:08	BRA	3	SANTOS K		
10:08	BRA	5	A RODRIGUES de SOU		
10:08	BRA	7	L MARTINS		
10:08	BRA	10	TORELLI L		
10:08	BRA	29	ALENCAR T		
08:06	JPN	7	OMI Y		
08:06	JPN	9	NAKAHATA Y		
08:06	JPN	10	IWATA C		
08:06	JPN	18	MIYAKE M		
08:06	JPN	99	KATO J		
08:06	BRA	6	ARAUJO K		
08:06	BRA	16	P SOARES		
08:06	BRA	21	SOUZA K		
08:06	BRA	32	T QUINTINO de ABRE		
08:06	BRA	73	M CASTRO TEIXEIRA		
05:37	JPN	5	KANATANI A		

Timing and Results provided by  TISSOT






Game No: 12

Results

05:37	JPN	14	KITAZAKI A		
05:37	JPN	17	NAKAZAWA K		
05:37	JPN	65	TATSUNO S		
05:37	BRA	3	SANTOS K		
05:37	BRA	5	A RODRIGUES de SOU		
05:37	BRA	7	L MARTINS		
05:37	BRA	29	ALENCAR T		
05:37	BRA	82	NESRALLA L		
03:56	JPN	18	MIYAKE M	Receiving Touchdown (pass from IWATA C)	19 - 13
03:34	JPN	10	IWATA C	extra point play from 5yds no good	
02:54	JPN	1	SATO Y		
02:54	JPN	9	NAKAHATA Y		
02:54	JPN	10	IWATA C		
02:54	JPN	18	MIYAKE M		
02:54	BRA	6	ARAUJO K		
02:54	BRA	16	P SOARES		
02:54	BRA	21	SOUZA K		
02:54	BRA	32	T QUINTINO de ABRE		
02:54	BRA	73	M CASTRO TEIXEIRA		
01:13	BRA	29	ALENCAR T	Receiving Touchdown (pass from SANTOS K)	19 - 19
01:13	BRA	10	TORELLI L	extra point play from 5yds	19 - 20
01:13	JPN	4	SAEKI S		
01:13	JPN	5	KANATANI A		
01:13	JPN	17	NAKAZAWA K		
01:13	JPN	65	TATSUNO S		
01:13	BRA	3	SANTOS K		
01:13	BRA	7	L MARTINS		
01:13	BRA	10	TORELLI L		
01:13	BRA	29	ALENCAR T		
01:13	BRA	82	NESRALLA L		
00:25	JPN	1	SATO Y	Receiving Touchdown (pass from IWATA C)	25 - 20
00:25	JPN	10	IWATA C	extra point play from 5yds no good	

Legend:				
(C) Captain	DEF TD Defensive Touchdown	PAT Points after Touchdown	Pt Point	
Pts Points				

Timing and Results provided by  TISSOT





Game No: 1 Field 1

Start List

USA vs PAN

USA - United States of America

Offense

No.	Name	Position
1	OVERSTREET Joann	Offense
4	KROUCH Vanita	Offense
6	COMICE Sheneika	Offense
8	BIBBS Nadia	Offense
27	WINTER Crystal	Offense
69	DANIELS Crystal	Offense

Head Coach LANKFORD Chris

Defense

Shirt: white Shorts: white

No.	Name	Position
2	GEARHART Mariah	Defense
12	WHISONANT Ashley	Defense
13	AUTRY Deliah	Defense
14	Mary Kate BULA	Defense
15	PATE Ayanna	Defense
16	ROQUE Michelle	Defense

PAN - Panama

Offense

No.	Name	Position
5	CASTRO Orlanda	Offense
8	DOS SANTOS Tatiana	Offense
17	RODRIGUEZ Ayin	Offense
19	SANTOS Thaymiluz	Offense
43	CASTILLO Andrea	Offense
70	EVANS Angela	Offense

Head Coach REED Jack (USA)

Defense

Shirt: red Shorts: black

No.	Name	Position
1	HERNANDEZ Arlen	Defense
3	DEL CID Leslie	Defense
6	GALLIMORE Maria de Lourdes	Defense
22	CASTILLERO Valerie	Defense
27	RODRIGUEZ Maria	Defense
44	DE LEON Ana Paula	Defense

Legend: (C) Captain No. Shirt Number

Timing and Results provided by  TISSOT





Game No: 1

Results

USA 31 - 25 PAN

	H1	H2	Total
USA	25	6	31
PAN	19	6	25

USA - United States of America

No.	Name	Touchdown			PAT (1-Pt)	PAT (2-Pts)	Safety	DEF TD
		Passing	Rushing	Receiving				
1	OVERSTREET Joann			3	1 / 1			
2	GEARHART Mariah							
4	KROUCH Vanita	5			0 / 3			
6	COMICE Sheneika			1				
8	BIBBS Nadia							
12	WHISONANT Ashley				0 / 1			
13	AUTRY Deliah							
14	Mary Kate BULA							
15	PATE Ayanna							
16	ROQUE Michelle							
27	WINTER Crystal							
69	DANIELS Crystal			1				
Total:		5		5	1 / 5			

PAN - Panama

No.	Name	Touchdown			PAT (1-Pt)	PAT (2-Pts)	Safety	DEF TD
		Passing	Rushing	Receiving				
1	HERNANDEZ Arlen	1			1 / 1			
3	DEL CID Leslie							
5	CASTRO Orlanda	3			0 / 2			
6	GALLIMORE Maria de Lourdes			1		0 / 1		
8	DOS SANTOS Tatiana			1				
17	RODRIGUEZ Ayin			2				
19	SANTOS Thaymiluz							
22	CASTILLERO Valerie							
27	RODRIGUEZ Maria							
43	CASTILLO Andrea							
44	DE LEON Ana Paula							
70	EVANS Angela							
Total:		4		4	1 / 3	0 / 1		



Game No: 1

Results

1st Half					
Time	Team	No.	Name	Action	Score
20:00	USA	1	OVERSTREET J		
20:00	USA	4	KROUCH V		
20:00	USA	8	BIBBS N		
20:00	USA	15	PATE A		
20:00	USA	16	ROQUE M		
20:00	PAN	1	HERNANDEZ A		
20:00	PAN	3	del CID L		
20:00	PAN	6	GALLIMORE MdeL		
20:00	PAN	22	CASTILLERO V		
20:00	PAN	44	de LEON AP		
17:16	USA	4	KROUCH V	extra point play from 5yds no good	
17:16	USA	16	ROQUE M		
17:16	USA	6	COMICE S	Receiving Touchdown (pass from KROUCH V)	6 - 0
15:47	USA	1	OVERSTREET J		
14:25	PAN	6	GALLIMORE MdeL	Receiving Touchdown (pass from HERNANDEZ A)	6 - 6
14:05	PAN	6	GALLIMORE MdeL	2Pt Conversion - Receiving (pass from)	
13:10	USA	14	M BULA		
13:10	USA	15	PATE A		
11:24	PAN	44	de LEON AP		
10:56	PAN	3	del CID L		
10:56	PAN	27	RODRIGUEZ M		
10:37	USA	1	OVERSTREET J	Receiving Touchdown (pass from KROUCH V)	12 - 6
09:51	USA	8	BIBBS N		
09:34	USA	12	WHISONANT A	extra point play from 5yds no good	
09:03	PAN	6	GALLIMORE MdeL		
09:03	PAN	8	dos SANTOS T		
09:03	PAN	22	CASTILLERO V		
09:03	PAN	44	de LEON AP		
08:20	USA	1	OVERSTREET J		
08:20	USA	4	KROUCH V		
08:20	USA	6	COMICE S		
08:20	USA	69	DANIELS C		
07:48	PAN	17	RODRIGUEZ A	Receiving Touchdown (pass from CASTRO O)	12 - 12
07:20	PAN	5	CASTRO O	extra point play from 5yds no good	
06:44	USA	2	GEARHART M		
06:44	USA	12	WHISONANT A		
06:44	USA	13	AUTRY D		
06:44	USA	14	M BULA		
06:44	USA	15	PATE A		
06:13	PAN	5	CASTRO O		
06:13	PAN	17	RODRIGUEZ A		
06:13	PAN	70	EVANS A		
04:41	USA	69	DANIELS C	Receiving Touchdown (pass from KROUCH V)	18 - 12
04:31	USA	4	KROUCH V	extra point play from 5yds no good	
03:21	PAN	3	del CID L		
03:21	PAN	22	CASTILLERO V		
03:21	PAN	27	RODRIGUEZ M		
03:21	PAN	44	de LEON AP		
03:02	USA	1	OVERSTREET J		
03:02	USA	4	KROUCH V		
03:02	USA	6	COMICE S		
03:02	USA	8	BIBBS N		
03:02	USA	69	DANIELS C		
01:53	USA	13	AUTRY D		
01:53	USA	14	M BULA		
01:53	USA	15	PATE A		

Timing and Results provided by  TISSOT





Game No: 1

Results

01:53	USA	27	WINTER C		
01:51	USA	8	BIBBS N		
01:51	USA	1	OVERSTREET J	Receiving Touchdown (pass from KROUCH V)	24 - 12
01:51	USA	1	OVERSTREET J	extra point play from 5yds	25 - 12
01:51	USA	1	OVERSTREET J		
01:51	USA	4	KROUCH V		
01:51	USA	6	COMICE S		
01:51	USA	69	DANIELS C		
01:24	PAN	17	RODRIGUEZ A		
01:24	PAN	19	SANTOS T		
01:17	PAN	70	EVANS A		
00:24	USA	12	WHISONANT A		
00:24	USA	13	AUTRY D		
00:24	USA	14	M BULA		
00:24	USA	15	PATE A		
00:24	USA	27	WINTER C		
00:13	PAN	8	dos SANTOS T	Receiving Touchdown (pass from CASTRO O)	25 - 18
00:13	PAN	1	HERNANDEZ A	extra point play from 5yds	25 - 19

2nd Half					
Time	Team	No.	Name	Action	Score
20:00	USA	12	WHISONANT A		
20:00	USA	13	AUTRY D		
20:00	USA	14	M BULA		
20:00	USA	15	PATE A		
20:00	USA	27	WINTER C		
20:00	PAN	1	HERNANDEZ A		
20:00	PAN	3	del CID L		
20:00	PAN	5	CASTRO O		
20:00	PAN	8	dos SANTOS T		
20:00	PAN	17	RODRIGUEZ A		
20:00	USA	27	WINTER C		
20:00	USA	2	GEARHART M		
20:00	USA	12	WHISONANT A		
20:00	USA	13	AUTRY D		
20:00	USA	14	M BULA		
20:00	USA	15	PATE A		
20:00	USA	27	WINTER C		
20:00	PAN	5	CASTRO O		
20:00	PAN	8	dos SANTOS T		
20:00	PAN	17	RODRIGUEZ A		
16:49	PAN	27	RODRIGUEZ M		
15:38	USA	1	OVERSTREET J		
15:38	USA	4	KROUCH V		
15:38	USA	6	COMICE S		
15:38	USA	8	BIBBS N		
15:38	USA	69	DANIELS C		
15:38	PAN	3	del CID L		
15:38	PAN	6	GALLIMORE MdeL		
15:38	PAN	22	CASTILLERO V		
15:38	PAN	44	de LEON AP		
14:22	PAN	70	EVANS A		
14:15	PAN	44	de LEON AP		
13:36	PAN	17	RODRIGUEZ A	Receiving Touchdown (pass from CASTRO O)	25 - 25
13:24	PAN	70	EVANS A		
12:54	PAN	5	CASTRO O	extra point play from 5yds no good	
12:38	USA	12	WHISONANT A		
12:38	USA	13	AUTRY D		
12:38	USA	14	M BULA		

Timing and Results provided by  TISSOT






Game No: 1

Results

12:38	USA	15	PATE A		
12:38	PAN	5	CASTRO O		
12:38	PAN	8	dos SANTOS T		
12:38	PAN	17	RODRIGUEZ A		
11:43	USA	27	WINTER C		
08:54	PAN	19	SANTOS T		
08:54	PAN	43	CASTILLO A		
08:41	USA	1	OVERSTREET J	Receiving Touchdown (pass from KROUCH V)	31 - 25
07:51	USA	4	KROUCH V	extra point play from 5yds no good	
07:49	USA	1	OVERSTREET J		
07:49	USA	4	KROUCH V		
07:49	USA	6	COMICE S		
07:49	USA	8	BIBBS N		
07:49	USA	69	DANIELS C		
07:49	PAN	3	del CID L		
07:49	PAN	22	CASTILLERO V		
07:49	PAN	44	de LEON AP		
06:32	PAN	19	SANTOS T		
06:32	PAN	27	RODRIGUEZ M		
05:26	PAN	70	EVANS A		
04:20	USA	12	WHISONANT A		
04:20	USA	13	AUTRY D		
04:20	USA	14	M BULA		
04:20	USA	15	PATE A		
04:20	USA	27	WINTER C		
04:20	PAN	5	CASTRO O		
04:20	PAN	8	dos SANTOS T		
04:20	PAN	17	RODRIGUEZ A		
01:11	PAN	3	del CID L		
01:11	PAN	22	CASTILLERO V		
00:51	USA	1	OVERSTREET J		
00:51	USA	4	KROUCH V		
00:51	USA	6	COMICE S		
00:51	USA	8	BIBBS N		
00:51	USA	69	DANIELS C		
00:51	PAN	6	GALLIMORE Mdel		
00:51	PAN	19	SANTOS T		
00:51	PAN	44	de LEON AP		
00:11	PAN	70	EVANS A		
00:04	USA	2	GEARHART M		

Legend:				
(C) Captain	DEF TD Defensive Touchdown	PAT Points after Touchdown	Pt Point	
Pts Points				

Timing and Results provided by  TISSOT





Game No: 2 Field 1

Start List

AUT vs FRA

AUT - Austria

Offense

No.	Name	Position
5	Therese WEIGANG	Offense
10	STRIBRNY Saskia	Offense
15	KONECNY Stephanie	Offense
16	KUGLER Karoline	Offense
28	CZUCKA Brita	Offense
31	SOTTNER Franziska	Offense
65	MANSBART Katrin	Offense

Head Coach KAYER Thomas

Defense

Shirt: red Shorts: black

No.	Name	Position
3	PEHAM Bianca	Defense
8	JANDA Charlotte	Defense
12	STRAKA Jasmin	Defense
27	WENDSCHLAG Annika	Defense
47	MULLEBNER Teresa	Defense

FRA - France

Offense

No.	Name	Position
5	HOURET Lucie	Offense
6	LEBLOND Valentine	Offense
9	AJAYI Louisa	Offense
10	ROY Catherine	Offense
13	DELAYEN Lilou	Offense
17	SOW Gabriella	Offense
29	YOUSSOUF Halima	Offense

Head Coach FRIEDERICH Lionel


Defense

Shirt: white Shorts: white

No.	Name	Position
1	CHARANI Naissa	Defense
16	DEUEZ Cynthia	Defense
19	DE SANTIS Elisa	Defense
22	BA Maymouna	Defense
23	ATES Delfin	Defense

Legend:

(C) Captain No. Shirt Number

Timing and Results provided by  TISSOT





Game No: 2

Results

AUT 40 - 25 FRA


	H1	H2	Total
AUT	27	13	40
FRA	19	6	25

AUT - Austria

No.	Name	Touchdown			PAT (1-Pt)	PAT (2-Pts)	Safety	DEF TD
		Passing	Rushing	Receiving				
3	PEHAM Bianca							
5	Therese WEIGANG			2	1 / 1			
8	JANDA Charlotte							
10	STRIBRNY Saskia	6			0 / 2			
12	STRAKA Jasmin							
15	KONECNY Stephanie				1 / 1			
16	KUGLER Karoline			2	2 / 2			
27	WENDSCHLAG Annika							
28	CZUCKA Brita							
31	SOTTNER Franziska							
47	MULLEBNER Teresa							
65	MANSBART Katrin			2				
Total:		6		6	4 / 6			

FRA - France

No.	Name	Touchdown			PAT (1-Pt)	PAT (2-Pts)	Safety	DEF TD
		Passing	Rushing	Receiving				
1	CHARANI Naissa							
5	HOURET Lucie	3			0 / 3			
6	LEBLOND Valentine			1	1 / 1			
9	AJAYI Louisa							
10	ROY Catherine							
13	DELAYEN Lilou							
16	DEUEZ Cynthia			1				
17	SOW Gabriella							
19	DE SANTIS Elisa			1				
22	BA Maymouna							1
23	ATES Delfin							
29	YOUSSOUF Halima							
Total:		4		3	1 / 4			1


Timing and Results provided by  TISSOT



Game No: 2

Results

1st Half					
Time	Team	No.	Name	Action	Score
20:00	AUT	5	T WEIGANG		
20:00	AUT	10	STRIBRNY S		
20:00	AUT	15	KONECNY S		
20:00	AUT	16	KUGLER K		
20:00	AUT	65	MANSBART K		
20:00	FRA	1	CHARANI N		
20:00	FRA	9	AJAYI L		
20:00	FRA	16	DEUEZ C		
20:00	FRA	19	de SANTIS E		
20:00	FRA	22	BA M		
17:17	AUT	16	KUGLER K	Receiving Touchdown (pass from STRIBRNY S)	6 - 0
17:08	AUT	15	KONECNY S	extra point play from 5yds	7 - 0
16:33	AUT	5	T WEIGANG		
16:33	AUT	10	STRIBRNY S		
16:33	AUT	15	KONECNY S		
16:33	AUT	16	KUGLER K		
16:33	FRA	1	CHARANI N		
16:33	FRA	9	AJAYI L		
16:33	FRA	22	BA M		
15:48	AUT	65	MANSBART K		
14:13	FRA	16	DEUEZ C	Receiving Touchdown (pass from HOURET L)	7 - 6
14:01	FRA	6	LEBLOND V	extra point play from 5yds	7 - 7
13:31	AUT	3	PEHAM B		
13:31	AUT	8	JANDA C		
13:31	AUT	12	STRAKA J		
13:31	AUT	27	WENDSCHLAG A		
13:31	AUT	47	MULLEBNER T		
13:31	FRA	5	HOURET L		
12:37	FRA	22	BA M	Defensive Touchdown	7 - 13
12:27	FRA	22	BA M		
12:09	FRA	5	HOURET L	extra point play from 5yds no good	
11:51	AUT	28	CZUCKA B		
11:51	FRA	5	HOURET L		
11:51	FRA	6	LEBLOND V		
11:51	FRA	10	ROY C		
08:36	AUT	5	T WEIGANG	Receiving Touchdown (pass from STRIBRNY S)	13 - 13
08:30	AUT	16	KUGLER K	extra point play from 5yds	14 - 13
07:54	AUT	5	T WEIGANG		
07:54	AUT	10	STRIBRNY S		
07:54	AUT	15	KONECNY S		
07:54	AUT	16	KUGLER K		
07:54	AUT	65	MANSBART K		
07:54	FRA	9	AJAYI L		
07:54	FRA	22	BA M		
07:54	FRA	29	YOUSOUF H		
06:56	AUT	3	PEHAM B		
06:56	AUT	8	JANDA C		
06:56	AUT	12	STRAKA J		
06:56	AUT	47	MULLEBNER T		
06:56	FRA	5	HOURET L		
06:56	FRA	10	ROY C		
06:18	AUT	65	MANSBART K	Receiving Touchdown (pass from STRIBRNY S)	20 - 13
06:07	AUT	5	T WEIGANG	extra point play from 5yds	21 - 13
05:36	AUT	5	T WEIGANG		
05:36	AUT	10	STRIBRNY S		
05:36	AUT	28	CZUCKA B		

Timing and Results provided by  TISSOT






Game No: 2

Results

05:36	AUT	65	MANSBART K		
05:36	FRA	9	AJAYI L		
05:36	FRA	19	de SANTIS E		
05:36	FRA	22	BA M		
05:06	AUT	8	JANDA C		
03:11	FRA	6	LEBLOND V		
02:13	FRA	19	de SANTIS E	Receiving Touchdown (pass from HOURET L)	21 - 19
02:04	FRA	5	HOURET L	extra point play from 5yds no good	
01:25	AUT	3	PEHAM B		
01:25	AUT	12	STRAKA J		
01:25	AUT	27	WENDSCHLAG A		
01:25	AUT	28	CZUCKA B		
01:25	AUT	47	MULLEBNER T		
01:25	FRA	5	HOURET L		
01:25	FRA	10	ROY C		
01:25	FRA	13	DELAYEN L		
00:19	AUT	16	KUGLER K	Receiving Touchdown (pass from STRIBRNY S)	27 - 19
00:19	AUT	10	STRIBRNY S	extra point play from 5yds no good	
00:19	AUT	5	T WEIGANG		
00:19	AUT	10	STRIBRNY S		
00:19	AUT	15	KONECNY S		
00:19	AUT	16	KUGLER K		
00:19	AUT	65	MANSBART K		
00:19	FRA	1	CHARANI N		
00:19	FRA	9	AJAYI L		
00:19	FRA	22	BA M		

2nd Half					
Time	Team	No.	Name	Action	Score
20:00	AUT	3	PEHAM B		
20:00	AUT	8	JANDA C		
20:00	AUT	12	STRAKA J		
20:00	AUT	27	WENDSCHLAG A		
20:00	AUT	47	MULLEBNER T		
20:00	FRA	5	HOURET L		
20:00	FRA	6	LEBLOND V		
20:00	FRA	10	ROY C		
20:00	FRA	16	DEUEZ C		
20:00	FRA	19	de SANTIS E		
17:15	FRA	6	LEBLOND V	Receiving Touchdown (pass from HOURET L)	27 - 25
17:05	FRA	5	HOURET L	extra point play from 5yds no good	
16:43	AUT	3	PEHAM B		
16:43	AUT	8	JANDA C		
16:43	AUT	12	STRAKA J		
16:43	AUT	27	WENDSCHLAG A		
16:43	AUT	47	MULLEBNER T		
16:43	FRA	5	HOURET L		
16:43	FRA	6	LEBLOND V		
16:43	FRA	10	ROY C		
14:34	AUT	5	T WEIGANG	Receiving Touchdown (pass from STRIBRNY S)	33 - 25
14:20	AUT	10	STRIBRNY S	extra point play from 5yds no good	
13:44	AUT	5	T WEIGANG		
13:44	AUT	10	STRIBRNY S		
13:44	AUT	15	KONECNY S		
13:44	AUT	16	KUGLER K		
13:44	AUT	65	MANSBART K		
13:44	FRA	1	CHARANI N		
13:44	FRA	16	DEUEZ C		
13:44	FRA	22	BA M		

Timing and Results provided by  TISSOT





Game No: 2

Results

13:44	FRA	23	ATES D		
11:24	AUT	3	PEHAM B		
11:24	AUT	8	JANDA C		
10:13	AUT	3	PEHAM B		
10:13	AUT	12	STRAKA J		
10:13	AUT	27	WENDSCHLAG A		
10:13	AUT	28	CZUCKA B		
10:13	AUT	47	MULLEBNER T		
10:13	FRA	5	HOURET L		
10:13	FRA	6	LEBLOND V		
10:13	FRA	9	AJAYI L		
10:13	FRA	10	ROY C		
06:18	AUT	65	MANSBART K	Receiving Touchdown (pass from STRIBRNY S)	39 - 25
06:12	AUT	16	KUGLER K	extra point play from 5yds	40 - 25
05:09	AUT	5	T WEIGANG		
05:09	AUT	10	STRIBRNY S		
05:09	AUT	15	KONECNY S		
05:09	AUT	16	KUGLER K		
05:09	AUT	65	MANSBART K		
05:09	FRA	1	CHARANI N		
05:09	FRA	19	de SANTIS E		
05:09	FRA	22	BA M		
05:09	FRA	23	ATES D		
04:27	FRA	13	DELAYEN L		
03:34	AUT	3	PEHAM B		
03:19	AUT	8	JANDA C		
03:19	AUT	12	STRAKA J		
03:19	AUT	27	WENDSCHLAG A		
03:19	AUT	31	SOTTNER F		
03:19	AUT	47	MULLEBNER T		
03:19	FRA	5	HOURET L		
03:19	FRA	6	LEBLOND V		
03:19	FRA	10	ROY C		
02:15	FRA	1	CHARANI N		
01:56	AUT	5	T WEIGANG		
01:30	AUT	16	KUGLER K		

Legend:				
(C) Captain	DEF TD Defensive Touchdown	PAT	Points after Touchdown	Pt Point
Pts Points				

Timing and Results provided by  TISSOT





Game No: 5 Field 1

Start List

AUT vs USA

AUT - Austria

Offense

No.	Name	Position
5	Therese WEIGANG	Offense
10	STRIBRNY Saskia	Offense
15	KONECNY Stephanie	Offense
16	KUGLER Karoline	Offense
28	CZUCKA Brita	Offense
31	SOTTNER Franziska	Offense
65	MANSBART Katrin	Offense

Head Coach KAYER Thomas

Defense

Shirt: red Shorts: black

No.	Name	Position
3	PEHAM Bianca	Defense
8	JANDA Charlotte	Defense
12	STRAKA Jasmin	Defense
27	WENDSCHLAG Annika	Defense
47	MULLEBNER Teresa	Defense

USA - United States of America

Offense

No.	Name	Position
1	OVERSTREET Joann	Offense
4	KROUCH Vanita	Offense
6	COMICE Sheneika	Offense
8	BIBBS Nadia	Offense
69	DANIELS Crystal	Offense


Head Coach LANKFORD Chris

Defense

Shirt: white Shorts: white

No.	Name	Position
2	GEARHART Mariah	Defense
12	WHISONANT Ashley	Defense
13	AUTRY Deliah	Defense
14	Mary Kate BULA	Defense
15	PATE Ayanna	Defense
16	ROQUE Michelle	Defense
27	WINTER Crystal	Defense

Legend: (C) Captain No. Shirt Number

Timing and Results provided by  TISSOT





Game No: 5

Results

AUT 21 - 27 USA


	H1	H2	Total
AUT	14	7	21
USA	7	20	27

AUT - Austria

No.	Name	Touchdown			PAT (1-Pt)	PAT (2-Pts)	Safety	DEF TD
		Passing	Rushing	Receiving				
3	PEHAM Bianca							
5	Therese WEIGANG			1				
8	JANDA Charlotte							
10	STRIBRNY Saskia	3			0 / 2			
12	STRAKA Jasmin							
15	KONECNY Stephanie							
16	KUGLER Karoline							
27	WENDSCHLAG Annika							
28	CZUCKA Brita							
31	SOTTNER Franziska			2	1 / 1			
47	MULLEBNER Teresa							
65	MANSBART Katrin							
Total:		3		3	1 / 3		1	

USA - United States of America

No.	Name	Touchdown			PAT (1-Pt)	PAT (2-Pts)	Safety	DEF TD
		Passing	Rushing	Receiving				
1	OVERSTREET Joann			2				
2	GEARHART Mariah							
4	KROUCH Vanita	4			0 / 1			
6	COMICE Sheneika			2	2 / 2			
8	BIBBS Nadia				1 / 1			
12	WHISONANT Ashley							
13	AUTRY Deliah							
14	Mary Kate BULA							
15	PATE Ayanna							
16	ROQUE Michelle							
27	WINTER Crystal							
69	DANIELS Crystal							
Total:		4		4	3 / 4			

Timing and Results provided by  TISSOT



Game No: 5

Results

1st Half					
Time	Team	No.	Name	Action	Score
20:00	AUT	5	T WEIGANG		
20:00	AUT	10	STRIBRNY S		
20:00	AUT	15	KONECNY S		
20:00	AUT	31	SOTTNER F		
20:00	AUT	65	MANSBART K		
20:00	USA	12	WHISONANT A		
20:00	USA	13	AUTRY D		
20:00	USA	14	M BULA		
20:00	USA	15	PATE A		
20:00	USA	27	WINTER C		
18:27	AUT	5	T WEIGANG		
18:27	AUT	10	STRIBRNY S		
18:27	AUT	15	KONECNY S		
18:27	AUT	31	SOTTNER F		
18:27	AUT	65	MANSBART K		
18:27	USA	12	WHISONANT A		
18:27	USA	13	AUTRY D		
18:27	USA	14	M BULA		
18:27	USA	15	PATE A		
18:27	USA	27	WINTER C		
15:18	AUT	3	PEHAM B		
15:18	AUT	8	JANDA C		
15:18	AUT	12	STRAKA J		
15:18	AUT	27	WENDSCHLAG A		
15:18	AUT	47	MULLEBNER T		
15:18	USA	1	OVERSTREET J		
15:18	USA	4	KROUCH V		
15:18	USA	6	COMICE S		
15:18	USA	8	BIBBS N		
15:18	USA	69	DANIELS C		
13:07	AUT	5	T WEIGANG		
13:07	AUT	10	STRIBRNY S		
13:07	AUT	15	KONECNY S		
13:07	AUT	31	SOTTNER F		
13:07	AUT	65	MANSBART K		
13:07	USA	12	WHISONANT A		
13:07	USA	13	AUTRY D		
13:07	USA	14	M BULA		
13:07	USA	15	PATE A		
13:07	USA	27	WINTER C		
10:45	USA	1	OVERSTREET J	Receiving Touchdown (pass from KROUCH V)	0 - 6
09:51	USA	8	BIBBS N	extra point play from 5yds	0 - 7
09:07	AUT	3	PEHAM B		
09:07	AUT	8	JANDA C		
09:07	AUT	12	STRAKA J		
09:07	AUT	27	WENDSCHLAG A		
09:07	AUT	47	MULLEBNER T		
09:07	USA	1	OVERSTREET J		
09:07	USA	4	KROUCH V		
09:07	USA	6	COMICE S		
09:07	USA	8	BIBBS N		
09:07	USA	69	DANIELS C		
05:20	AUT	31	SOTTNER F	Receiving Touchdown (pass from STRIBRNY S)	6 - 7
04:59	AUT	10	STRIBRNY S	extra point play from 5yds no good	
04:25	AUT	5	T WEIGANG		
04:25	AUT	10	STRIBRNY S		

Timing and Results provided by  TISSOT






Game No: 5

Results

04:25	AUT	16	KUGLER K		
04:25	AUT	31	SOTTNER F		
04:25	AUT	65	MANSBART K		
04:25	USA	12	WHISONANT A		
04:25	USA	13	AUTRY D		
04:25	USA	14	M BULA		
04:25	USA	15	PATE A		
04:25	USA	27	WINTER C		
02:09	AUT	3	PEHAM B		
01:56	AUT	12	STRAKA J		
01:56	AUT	31	SOTTNER F		
01:48	AUT	3	PEHAM B		
01:48	AUT	8	JANDA C		
01:48	AUT	27	WENDSCHLAG A		
01:48	AUT	28	CZUCKA B		
01:48	AUT	47	MULLEBNER T		
01:48	USA	1	OVERSTREET J		
01:48	USA	4	KROUCH V		
01:48	USA	6	COMICE S		
01:48	USA	8	BIBBS N		
01:48	USA	69	DANIELS C		
00:08	AUT	31	SOTTNER F	Receiving Touchdown (pass from STRIBRNY S)	12 - 7
00:08	AUT	10	STRIBRNY S	extra point play from 5yds no good	
00:08	USA	12	WHISONANT A		
00:08	USA	13	AUTRY D		
00:08	USA	14	M BULA		
00:08	USA	15	PATE A		
00:08	USA	27	WINTER C		
00:05	AUT	E		Safety	14 - 7

2nd Half					
Time	Team	No.	Name	Action	Score
20:00	AUT	3	PEHAM B		
20:00	AUT	8	JANDA C		
20:00	AUT	27	WENDSCHLAG A		
20:00	AUT	28	CZUCKA B		
20:00	AUT	47	MULLEBNER T		
20:00	USA	1	OVERSTREET J		
20:00	USA	4	KROUCH V		
20:00	USA	6	COMICE S		
20:00	USA	8	BIBBS N		
20:00	USA	69	DANIELS C		
18:02	USA	6	COMICE S	Receiving Touchdown (pass from KROUCH V)	14 - 13
17:51	USA	6	COMICE S	extra point play from 5yds	14 - 14
16:51	AUT	3	PEHAM B		
16:51	AUT	8	JANDA C		
16:51	AUT	28	CZUCKA B		
16:51	AUT	47	MULLEBNER T		
16:51	USA	1	OVERSTREET J		
16:51	USA	4	KROUCH V		
16:51	USA	6	COMICE S		
16:51	USA	8	BIBBS N		
16:51	USA	69	DANIELS C		
16:38	AUT	27	WENDSCHLAG A		
15:46	USA	27	WINTER C		
13:57	AUT	5	T WEIGANG		
13:57	AUT	10	STRIBRNY S		
13:57	AUT	15	KONECNY S		
13:57	AUT	16	KUGLER K		

Timing and Results provided by  TISSOT





Game No: 5

Results

13:57	AUT	65	MANSBART K		
13:57	USA	2	GEARHART M		
13:57	USA	12	WHISONANT A		
13:57	USA	13	AUTRY D		
13:57	USA	14	M BULA		
13:57	USA	15	PATE A		
11:43	USA	6	COMICE S	Receiving Touchdown (pass from KROUCH V)	14 - 20
11:36	USA	4	KROUCH V	extra point play from 5yds no good	
11:07	AUT	3	PEHAM B		
11:07	AUT	8	JANDA C		
11:07	AUT	27	WENDSCHLAG A		
11:07	AUT	47	MULLEBNER T		
11:07	USA	1	OVERSTREET J		
11:07	USA	4	KROUCH V		
11:07	USA	6	COMICE S		
11:07	USA	8	BIBBS N		
11:07	USA	69	DANIELS C		
05:59	USA	27	WINTER C		
04:45	AUT	5	T WEIGANG	Receiving Touchdown (pass from STRIBRNY S)	20 - 20
04:34	AUT	31	SOTTNER F	extra point play from 5yds	21 - 20
03:27	AUT	5	T WEIGANG		
03:27	AUT	10	STRIBRNY S		
03:27	AUT	15	KONECNY S		
03:27	AUT	31	SOTTNER F		
03:27	AUT	65	MANSBART K		
03:27	USA	2	GEARHART M		
03:27	USA	12	WHISONANT A		
03:27	USA	13	AUTRY D		
03:27	USA	14	M BULA		
03:27	USA	15	PATE A		
02:08	USA	6	COMICE S		
02:02	USA	69	DANIELS C		
01:36	USA	12	WHISONANT A		
00:36	USA	1	OVERSTREET J	Receiving Touchdown (pass from KROUCH V)	21 - 26
00:36	USA	6	COMICE S	extra point play from 5yds	21 - 27
00:30	AUT	3	PEHAM B		
00:30	AUT	8	JANDA C		
00:30	AUT	12	STRAKA J		
00:30	AUT	27	WENDSCHLAG A		
00:30	AUT	47	MULLEBNER T		
00:30	USA	1	OVERSTREET J		
00:30	USA	4	KROUCH V		
00:30	USA	6	COMICE S		
00:30	USA	8	BIBBS N		
00:30	USA	69	DANIELS C		
00:20	AUT	31	SOTTNER F		

Legend:				
(C) Captain	DEF TD Defensive Touchdown	PAT Points after Touchdown	Pt Point	
Pts Points				

Timing and Results provided by  TISSOT





Game No: 6 Field 1

Start List

PAN vs FRA

PAN - Panama

Offense

No.	Name	Position
5	CASTRO Orlanda	Offense
8	DOS SANTOS Tatiana	Offense
17	RODRIGUEZ Ayin	Offense
19	SANTOS Thaymiluz	Offense
43	CASTILLO Andrea	Offense
70	EVANS Angela	Offense

Head Coach REED Jack (USA)

Defense

Shirt: red Shorts: black

No.	Name	Position
1	HERNANDEZ Arlen	Defense
3	DEL CID Leslie	Defense
6	GALLIMORE Maria de Lourdes	Defense
22	CASTILLERO Valerie	Defense
27	RODRIGUEZ Maria	Defense
44	DE LEON Ana Paula	Defense

FRA - France

Offense

No.	Name	Position
5	HOURET Lucie	Offense
6	LEBLOND Valentine	Offense
9	AJAYI Louisa	Offense
10	ROY Catherine	Offense
13	DELAYEN Lilou	Offense
17	SOW Gabriella	Offense
29	YOUSSOUF Halima	Offense


Head Coach FRIEDERICH Lionel

Defense

Shirt: white Shorts: white

No.	Name	Position
1	CHARANI Naissa	Defense
16	DEUEZ Cynthia	Defense
19	DE SANTIS Elisa	Defense
22	BA Maymouna	Defense
23	ATES Delfin	Defense

Legend: (C) Captain No. Shirt Number

Timing and Results provided by  TISSOT





Game No: 6

Results

PAN 42 - 6 FRA

	H1	H2	Total
PAN	21	21	42
FRA	6	0	6

PAN - Panama

No.	Name	Touchdown			PAT (1-Pt)	PAT (2-Pts)	Safety	DEF TD
		Passing	Rushing	Receiving				
1	HERNANDEZ Arlen				1 / 1			
3	DEL CID Leslie							
5	CASTRO Orlanda	5						
6	GALLIMORE Maria de Lourdes				1 / 1			
8	DOS SANTOS Tatiana	1		2				
17	RODRIGUEZ Ayin			1				
19	SANTOS Thaymiluz				1 / 1			
22	CASTILLERO Valerie							
27	RODRIGUEZ Maria			1	1 / 1			
43	CASTILLO Andrea			1				
44	DE LEON Ana Paula							
70	EVANS Angela			1	2 / 2			
Total:		6		6	6 / 6			

FRA - France


No.	Name	Touchdown			PAT (1-Pt)	PAT (2-Pts)	Safety	DEF TD
		Passing	Rushing	Receiving				
1	CHARANI Naissa							
5	HOURET Lucie	1			0 / 1			
6	LEBLOND Valentine							
9	AJAYI Louisa							
10	ROY Catherine			1				
13	DELAYEN Lilou							
16	DEUEZ Cynthia							
17	SOW Gabriella							
19	DE SANTIS Elisa							
22	BA Maymouna							
23	ATES Delfin							
29	YOUSSOUF Halima							
Total:		1		1	0 / 1			



Game No: 6

Results

1st Half					
Time	Team	No.	Name	Action	Score
20:00	PAN	1	HERNANDEZ A		
20:00	PAN	3	del CID L		
20:00	PAN	6	GALLIMORE MdeL		
20:00	PAN	22	CASTILLERO V		
20:00	PAN	44	de LEON AP		
20:00	FRA	5	HOURET L		
20:00	FRA	6	LEBLOND V		
20:00	FRA	10	ROY C		
20:00	FRA	16	DEUEZ C		
20:00	FRA	19	de SANTIS E		
18:11	PAN	1	HERNANDEZ A		
18:11	PAN	6	GALLIMORE MdeL		
18:11	PAN	22	CASTILLERO V		
18:11	PAN	44	de LEON AP		
18:11	FRA	5	HOURET L		
18:11	FRA	6	LEBLOND V		
18:11	FRA	10	ROY C		
15:49	PAN	5	CASTRO O		
15:49	PAN	8	dos SANTOS T		
15:49	PAN	17	RODRIGUEZ A		
15:49	PAN	27	RODRIGUEZ M		
15:49	FRA	9	AJAYI L		
15:49	FRA	17	SOW G		
15:49	FRA	22	BA M		
13:46	PAN	3	del CID L		
13:46	PAN	6	GALLIMORE MdeL		
13:46	PAN	22	CASTILLERO V		
13:46	PAN	44	de LEON AP		
13:46	FRA	5	HOURET L		
13:46	FRA	6	LEBLOND V		
13:46	FRA	10	ROY C		
11:42	PAN	8	dos SANTOS T	Receiving Touchdown (pass from CASTRO O)	6 - 0
11:30	PAN	1	HERNANDEZ A	extra point play from 5yds	7 - 0
10:51	PAN	5	CASTRO O		
10:51	PAN	8	dos SANTOS T		
10:51	PAN	17	RODRIGUEZ A		
10:51	PAN	27	RODRIGUEZ M		
10:51	FRA	1	CHARANI N		
10:51	FRA	22	BA M		
09:55	PAN	3	del CID L		
09:55	PAN	6	GALLIMORE MdeL		
09:55	PAN	22	CASTILLERO V		
09:55	PAN	44	de LEON AP		
09:55	FRA	6	LEBLOND V		
09:55	FRA	10	ROY C		
08:55	PAN	27	RODRIGUEZ M	Receiving Touchdown (pass from CASTRO O)	13 - 0
08:33	PAN	27	RODRIGUEZ M	extra point play from 5yds	14 - 0
08:09	PAN	5	CASTRO O		
08:09	PAN	17	RODRIGUEZ A		
08:09	PAN	19	SANTOS T		
08:09	PAN	27	RODRIGUEZ M		
08:09	FRA	22	BA M		
08:09	FRA	29	YOUSOUF H		
05:40	PAN	1	HERNANDEZ A		
05:40	PAN	3	del CID L		
05:40	PAN	6	GALLIMORE MdeL		

Timing and Results provided by  TISSOT





Game No: 6

Results

05:40	PAN	22	CASTILLERO V		
05:40	PAN	44	de LEON AP		
05:40	FRA	5	HOURET L		
05:40	FRA	6	LEBLOND V		
02:42	FRA	1	CHARANI N		
02:02	PAN	5	CASTRO O		
02:02	PAN	17	RODRIGUEZ A	Receiving Touchdown (pass from dos SANTOS T)	20 - 0
02:02	PAN	6	GALLIMORE MdeL	extra point play from 5yds	21 - 0
02:02	PAN	8	dos SANTOS T		
02:02	PAN	17	RODRIGUEZ A		
02:02	PAN	19	SANTOS T		
02:02	PAN	27	RODRIGUEZ M		
02:02	FRA	9	AJAYI L		
02:02	FRA	22	BA M		
02:02	FRA	29	YOUSSOUF H		
00:41	FRA	10	ROY C	Receiving Touchdown (pass from HOURET L)	21 - 6
00:35	FRA	5	HOURET L	extra point play from 5yds no good	
00:24	PAN	3	del CID L		
00:24	PAN	6	GALLIMORE MdeL		
00:24	PAN	22	CASTILLERO V		
00:24	PAN	44	de LEON AP		
00:24	FRA	5	HOURET L		
00:24	FRA	6	LEBLOND V		
00:24	FRA	10	ROY C		
00:10	PAN	19	SANTOS T		

2nd Half					
Time	Team	No.	Name	Action	Score
20:00	PAN	1	HERNANDEZ A		
20:00	PAN	5	CASTRO O		
20:00	PAN	17	RODRIGUEZ A		
20:00	PAN	19	SANTOS T		
20:00	PAN	27	RODRIGUEZ M		
20:00	FRA	9	AJAYI L		
20:00	FRA	16	DEUEZ C		
20:00	FRA	19	de SANTIS E		
20:00	FRA	22	BA M		
20:00	FRA	29	YOUSSOUF H		
18:22	PAN	27	RODRIGUEZ M		
17:57	PAN	70	EVANS A	Receiving Touchdown (pass from CASTRO O)	27 - 6
17:47	PAN	70	EVANS A	extra point play from 5yds	28 - 6
17:20	PAN	1	HERNANDEZ A		
17:20	PAN	5	CASTRO O		
17:20	PAN	17	RODRIGUEZ A		
17:20	PAN	19	SANTOS T		
17:20	PAN	70	EVANS A		
17:20	FRA	9	AJAYI L		
17:20	FRA	22	BA M		
17:20	FRA	29	YOUSSOUF H		
14:02	FRA	6	LEBLOND V		
13:08	PAN	3	del CID L		
13:08	PAN	6	GALLIMORE MdeL		
13:08	PAN	22	CASTILLERO V		
13:08	PAN	44	de LEON AP		
13:08	FRA	5	HOURET L		
13:08	FRA	10	ROY C		
13:08	FRA	13	DELAYEN L		
11:45	FRA	16	DEUEZ C		
10:40	PAN	19	SANTOS T		

Timing and Results provided by  TISSOT





Game No: 6

Results

10:36	PAN	43	CASTILLO A	Receiving Touchdown (pass from CASTRO O)	34 - 6
10:29	PAN	8	dos SANTOS T		
10:20	PAN	19	SANTOS T	extra point play from 5yds	35 - 6
10:11	PAN	5	CASTRO O		
10:11	PAN	19	SANTOS T		
10:11	PAN	70	EVANS A		
10:11	FRA	9	AJAYI L		
10:11	FRA	22	BA M		
10:11	FRA	23	ATES D		
10:11	FRA	29	YOUSSOUF H		
08:06	PAN	3	del CID L		
08:06	PAN	22	CASTILLERO V		
08:06	PAN	43	CASTILLO A		
08:06	FRA	5	HOURET L		
08:06	FRA	6	LEBLOND V		
08:06	FRA	10	ROY C		
07:12	FRA	16	DEUEZ C		
06:19	PAN	1	HERNANDEZ A		
06:19	PAN	6	GALLIMORE MdeL		
04:56	PAN	8	dos SANTOS T	Receiving Touchdown (pass from CASTRO O)	41 - 6
04:49	PAN	70	EVANS A	extra point play from 5yds	42 - 6
04:06	PAN	5	CASTRO O		
04:06	PAN	8	dos SANTOS T		
04:06	PAN	19	SANTOS T		
04:06	PAN	70	EVANS A		
04:06	FRA	22	BA M		
04:06	FRA	23	ATES D		
04:06	FRA	29	YOUSSOUF H		
02:06	PAN	1	HERNANDEZ A		
02:06	PAN	3	del CID L		
02:06	PAN	6	GALLIMORE MdeL		
02:06	PAN	22	CASTILLERO V		
01:42	FRA	6	LEBLOND V		
01:42	FRA	10	ROY C		
01:42	FRA	13	DELAYEN L		

Legend:				
(C) Captain	DEF TD Defensive Touchdown	PAT Points after Touchdown	Pt Point	
Pts Points				

Timing and Results provided by  TISSOT





Game No: 9 Field 2

Start List

USA vs FRA

Referee: PESSOA Giane (BRA)
Down Judge: BROWND Paul (NZL)
Field Judge: GONZALEZ NORIEGA Karen Lesley (PAN)
Side Judge: DESROCHE Nicholas (CAN)

USA - United States of America

Offense

No.	Name	Position
1	OVERSTREET Joann	Offense
4	KROUCH Vanita	Offense
6	COMICE Sheneika	Offense
8	BIBBS Nadia	Offense
69	DANIELS Crystal	Offense

Defense

Shirt: red Shorts: black

No.	Name	Position
2	GEARHART Mariah	Defense
12	WHISONANT Ashley	Defense
13	AUTRY Deliah	Defense
14	Mary Kate BULA	Defense
15	PATE Ayanna	Defense
16	ROQUE Michelle	Defense
27	WINTER Crystal	Defense

Head Coach LANKFORD Chris

FRA - France

Offense

No.	Name	Position
5	HOURET Lucie	Offense
6	LEBLOND Valentine	Offense
9	AJAYI Louisa	Offense
10	ROY Catherine	Offense
13	DELAYEN Lilou	Offense
17	SOW Gabriella	Offense
29	YOUSSOUF Halima	Offense


Defense

Shirt: blue Shorts: blue

No.	Name	Position
1	CHARANI Naissa	Defense
16	DEUEZ Cynthia	Defense
19	DE SANTIS Elisa	Defense
22	BA Maymouna	Defense
23	ATES Delfin	Defense

Head Coach FRIEDERICH Lionel

Legend: (C) Captain No. Shirt Number

Timing and Results provided by  TISSOT





Game No: 9

Results

USA 39 - 13 FRA

Referee: PESSOA Giane (BRA)
Down Judge: BROWND Paul (NZL)
Field Judge: GONZALEZ NORIEGA Karen Lesley (PAN)
Side Judge: DESROCHE Nicholas (CAN)


	H1	H2	Total
USA	33	6	39
FRA	13	0	13

USA - United States of America

No.	Name	Touchdown			PAT (1-Pt)	PAT (2-Pts)	Safety	DEF TD
		Passing	Rushing	Receiving				
1	OVERSTREET Joann			1				
2	GEARHART Mariah							
4	KROUCH Vanita	5			1 / 2	0 / 2		
6	COMICE Sheneika			1				
8	BIBBS Nadia							
12	WHISONANT Ashley			1	1 / 1			1
13	AUTRY Deliah							
14	Mary Kate BULA							
15	PATE Ayanna							
16	ROQUE Michelle							
27	WINTER Crystal							
69	DANIELS Crystal			2	1 / 1			
Total:		5		5	3 / 4	0 / 2		1

FRA - France

No.	Name	Touchdown			PAT (1-Pt)	PAT (2-Pts)	Safety	DEF TD
		Passing	Rushing	Receiving				
1	CHARANI Naissa							
5	HOURET Lucie	2			0 / 1			
6	LEBLOND Valentine							
9	AJAYI Louisa				1 / 1			
10	ROY Catherine			1				
13	DELAYEN Lilou							
16	DEUEZ Cynthia							
17	SOW Gabriella							
19	DE SANTIS Elisa			1				
22	BA Maymouna							
23	ATES Delfin							
29	YOUSSOUF Halima							
Total:		3		2	1 / 2			

Timing and Results provided by  TISSOT






Game No: 9

Results

1st Half					
Time	Team	No.	Name	Action	Score
20:00	USA	1	OVERSTREET J		
20:00	USA	4	KROUCH V		
20:00	USA	6	COMICE S		
20:00	USA	8	BIBBS N		
20:00	USA	69	DANIELS C		
20:00	FRA	1	CHARANI N		
20:00	FRA	16	DEUEZ C		
20:00	FRA	19	de SANTIS E		
20:00	FRA	22	BA M		
20:00	FRA	23	ATES D		
17:55	USA	1	OVERSTREET J	Receiving Touchdown (pass from KROUCH V)	6 - 0
17:30	USA	4	KROUCH V	extra point play from 5yds no good	
16:47	USA	1	OVERSTREET J		
16:47	USA	4	KROUCH V		
16:47	USA	6	COMICE S		
16:47	USA	8	BIBBS N		
16:47	USA	69	DANIELS C		
16:47	FRA	1	CHARANI N		
16:47	FRA	22	BA M		
16:47	FRA	23	ATES D		
14:35	USA	12	WHISONANT A		
14:35	USA	13	AUTRY D		
14:35	USA	14	M BULA		
14:35	USA	15	PATE A		
14:35	USA	27	WINTER C		
14:35	FRA	5	HOURET L		
14:35	FRA	6	LEBLOND V		
14:35	FRA	10	ROY C		
12:35	USA	8	BIBBS N		
12:06	USA	12	WHISONANT A	Receiving Touchdown (pass from KROUCH V)	12 - 0
11:51	USA	4	KROUCH V	extra point play from 5yds	13 - 0
11:17	USA	1	OVERSTREET J		
11:17	USA	4	KROUCH V		
11:17	USA	6	COMICE S		
11:17	USA	69	DANIELS C		
11:17	FRA	16	DEUEZ C		
11:17	FRA	22	BA M		
11:17	FRA	23	ATES D		
11:17	FRA	29	YOUSOUF H		
08:21	USA	2	GEARHART M		
08:21	USA	15	PATE A		
05:27	FRA	19	de SANTIS E	Receiving Touchdown (pass from HOURET L)	13 - 6
05:02	FRA	9	AJAYI L	extra point play from 5yds	13 - 7
04:51	USA	12	WHISONANT A		
04:51	USA	13	AUTRY D		
04:51	USA	14	M BULA		
04:51	USA	16	ROQUE M		
04:51	USA	27	WINTER C		
04:51	FRA	5	HOURET L		
04:51	FRA	6	LEBLOND V		
04:51	FRA	9	AJAYI L		
04:51	FRA	10	ROY C		
03:09	USA	69	DANIELS C	Receiving Touchdown (pass from KROUCH V)	19 - 7
02:42	USA	8	BIBBS N		
02:30	USA	12	WHISONANT A	extra point play from 5yds	20 - 7
02:21	USA	1	OVERSTREET J		

Timing and Results provided by  TISSOT






Game No: 9

Results

02:21	USA	4	KROUCH V		
02:21	USA	6	COMICE S		
02:21	USA	69	DANIELS C		
02:21	FRA	1	CHARANI N		
02:21	FRA	16	DEUEZ C		
02:21	FRA	22	BA M		
02:21	FRA	23	ATES D		
00:50	FRA	10	ROY C	Receiving Touchdown (pass from HOURET L)	20 - 13
00:50	FRA	5	HOURET L	extra point play from 5yds no good	
00:50	USA	2	GEARHART M		
00:50	USA	12	WHISONANT A		
00:50	USA	13	AUTRY D		
00:50	USA	14	M BULA		
00:50	USA	15	PATE A		
00:50	FRA	5	HOURET L		
00:50	FRA	6	LEBLOND V		
00:50	FRA	9	AJAYI L		
00:50	FRA	10	ROY C		
00:38	USA	69	DANIELS C	Receiving Touchdown (pass from KROUCH V)	26 - 13
00:30	USA	4	KROUCH V	2Pt Conversion - Receiving (pass from)	
00:20	USA	1	OVERSTREET J		
00:20	USA	4	KROUCH V		
00:20	USA	6	COMICE S		
00:20	USA	8	BIBBS N		
00:20	USA	69	DANIELS C		
00:20	FRA	1	CHARANI N		
00:20	FRA	16	DEUEZ C		
00:20	FRA	22	BA M		
00:20	FRA	23	ATES D		
00:07	USA	12	WHISONANT A	Defensive Touchdown	32 - 13
00:07	USA	12	WHISONANT A		
00:07	USA	13	AUTRY D		
00:07	USA	14	M BULA		
00:07	USA	15	PATE A		
00:07	USA	27	WINTER C		
00:07	FRA	5	HOURET L		
00:07	FRA	6	LEBLOND V		
00:07	FRA	9	AJAYI L		
00:07	FRA	10	ROY C		
00:04	USA	69	DANIELS C	extra point play from 5yds	33 - 13

2nd Half					
Time	Team	No.	Name	Action	Score
20:00	USA	12	WHISONANT A		
20:00	USA	13	AUTRY D		
20:00	USA	14	M BULA		
20:00	USA	15	PATE A		
20:00	USA	16	ROQUE M		
20:00	FRA	5	HOURET L		
20:00	FRA	6	LEBLOND V		
20:00	FRA	10	ROY C		
20:00	FRA	16	DEUEZ C		
20:00	FRA	19	de SANTIS E		
17:57	USA	16	ROQUE M		
16:24	USA	12	WHISONANT A		
16:24	USA	13	AUTRY D		
16:24	USA	14	M BULA		
16:24	USA	15	PATE A		
16:24	USA	27	WINTER C		

Timing and Results provided by  TISSOT






Game No: 9

Results

16:24	FRA	5	HOURET L		
16:24	FRA	6	LEBLOND V		
16:24	FRA	10	ROY C		
15:20	USA	1	OVERSTREET J		
15:20	USA	4	KROUCH V		
15:20	USA	6	COMICE S		
15:20	USA	8	BIBBS N		
15:20	USA	69	DANIELS C		
15:20	FRA	1	CHARANI N		
15:20	FRA	22	BA M		
15:20	FRA	23	ATES D		
12:26	USA	2	GEARHART M		
12:26	USA	12	WHISONANT A		
12:26	USA	13	AUTRY D		
12:26	USA	14	M BULA		
12:26	USA	15	PATE A		
12:26	FRA	6	LEBLOND V		
12:26	FRA	9	AJAYI L		
12:26	FRA	10	ROY C		
08:42	USA	6	COMICE S	Receiving Touchdown (pass from KROUCH V)	39 - 13
08:13	USA	4	KROUCH V	2Pt Conversion - Receiving (pass from)	
07:51	USA	1	OVERSTREET J		
07:51	USA	4	KROUCH V		
07:51	USA	6	COMICE S		
07:51	USA	8	BIBBS N		
07:51	USA	69	DANIELS C		
07:51	FRA	17	SOW G		
07:51	FRA	22	BA M		
05:12	USA	13	AUTRY D		
05:12	USA	14	M BULA		
05:12	USA	15	PATE A		
05:12	USA	16	ROQUE M		
05:12	USA	27	WINTER C		
05:12	FRA	5	HOURET L		
05:12	FRA	10	ROY C		
03:23	USA	1	OVERSTREET J		
03:23	USA	8	BIBBS N		
02:22	USA	4	KROUCH V		
02:22	USA	6	COMICE S		
02:22	USA	12	WHISONANT A		
02:22	USA	69	DANIELS C		
02:22	FRA	1	CHARANI N		
02:22	FRA	16	DEUEZ C		
02:22	FRA	22	BA M		
02:22	FRA	23	ATES D		
01:51	USA	2	GEARHART M		
01:51	USA	8	BIBBS N		
01:51	USA	15	PATE A		
01:51	FRA	5	HOURET L		
01:51	FRA	6	LEBLOND V		
01:51	FRA	9	AJAYI L		
01:51	FRA	10	ROY C		

Legend:				
(C) Captain	DEF TD Defensive Touchdown	PAT Points after Touchdown	Pt Point	
Pts Points				

Timing and Results provided by  TISSOT





Game No: 10 Field 2

Start List

PAN vs AUT

Referee: PETIT Sebastien (FRA)
Down Judge: MCMILLAN Donald (NZL)
Field Judge: COURTNEY Orr (USA)
Side Judge: ESPINOSA Uriel (MEX)

PAN - Panama

Offense

No.	Name	Position
3	DEL CID Leslie	Offense
5	CASTRO Orlanda	Offense
8	DOS SANTOS Tatiana	Offense
17	RODRIGUEZ Ayin	Offense
19	SANTOS Thaymiluz	Offense
43	CASTILLO Andrea	Offense
70	EVANS Angela	Offense

Head Coach REED Jack (USA)

Defense

Shirt: blue Shorts: black

No.	Name	Position
1	HERNANDEZ Arlen	Defense
6	GALLIMORE Maria de Lourdes	Defense
22	CASTILLERO Valerie	Defense
27	RODRIGUEZ Maria	Defense
44	DE LEON Ana Paula	Defense

AUT - Austria

Offense

No.	Name	Position
5	Therese WEIGANG	Offense
10	STRIBRNY Saskia	Offense
15	KONECNY Stephanie	Offense
16	KUGLER Karoline	Offense
28	CZUCKA Brita	Offense
31	SOTTNER Franziska	Offense
65	MANSBART Katrin	Offense


Head Coach KAYER Thomas

Defense

Shirt: red Shorts: black

No.	Name	Position
3	PEHAM Bianca	Defense
8	JANDA Charlotte	Defense
12	STRAKA Jasmin	Defense
27	WENDSCHLAG Annika	Defense
47	MULLEBNER Teresa	Defense

Legend: (C) Captain No. Shirt Number

Timing and Results provided by  TISSOT



Game No: 10

Results

PAN 26 - 19 AUT

Referee: PETIT Sebastien (FRA)
Down Judge: MCMILLAN Donald (NZL)
Field Judge: COURTNEY Orr (USA)
Side Judge: ESPINOSA Uriel (MEX)


	H1	H2	Total
PAN	6	20	26
AUT	6	13	19

PAN - Panama

No.	Name	Touchdown			PAT (1-Pt)	PAT (2-Pts)	Safety	DEF TD
		Passing	Rushing	Receiving				
1	HERNANDEZ Arlen			1				
3	DEL CID Leslie							
5	CASTRO Orlanda	4				0 / 1		
6	GALLIMORE Maria de Lourdes							
8	DOS SANTOS Tatiana			1	1 / 1			
17	RODRIGUEZ Ayin							
19	SANTOS Thaymiluz							
22	CASTILLERO Valerie			1				
27	RODRIGUEZ Maria							
43	CASTILLO Andrea							
44	DE LEON Ana Paula				1 / 1			
70	EVANS Angela			1				
Total:		4		4	2 / 3	0 / 1		

AUT - Austria

No.	Name	Touchdown			PAT (1-Pt)	PAT (2-Pts)	Safety	DEF TD
		Passing	Rushing	Receiving				
3	PEHAM Bianca							
5	Therese WEIGANG							
8	JANDA Charlotte							
10	STRIBRNY Saskia	3			0 / 2			
12	STRAKA Jasmin							
15	KONECNY Stephanie			1				
16	KUGLER Karoline			1				
27	WENDSCHLAG Annika							
28	CZUCKA Brita							
31	SOTTNER Franziska				1 / 1			
47	MULLEBNER Teresa							
65	MANSBART Katrin			1				
Total:		3		3	1 / 3			


Timing and Results provided by  TISSOT



Game No: 10

Results

1st Half					
Time	Team	No.	Name	Action	Score
20:00	PAN	1	HERNANDEZ A		
20:00	PAN	3	del CID L		
20:00	PAN	5	CASTRO O		
20:00	PAN	8	dos SANTOS T		
20:00	PAN	17	RODRIGUEZ A		
20:00	AUT	3	PEHAM B		
20:00	AUT	12	STRAKA J		
20:00	AUT	27	WENDSCHLAG A		
20:00	AUT	28	CZUCKA B		
20:00	AUT	47	MULLEBNER T		
19:17	AUT	3	PEHAM B		
18:06	PAN	1	HERNANDEZ A		
16:29	AUT	47	MULLEBNER T		
15:54	PAN	70	EVANS A	Receiving Touchdown (pass from CASTRO O)	6 - 0
14:38	PAN	5	CASTRO O	2Pt Conversion - Receiving (pass from)	
13:34	PAN	5	CASTRO O		
13:34	PAN	8	dos SANTOS T		
13:34	PAN	17	RODRIGUEZ A		
13:34	PAN	70	EVANS A		
13:34	AUT	3	PEHAM B		
13:34	AUT	8	JANDA C		
13:34	AUT	12	STRAKA J		
13:34	AUT	27	WENDSCHLAG A		
13:34	AUT	28	CZUCKA B		
11:26	PAN	6	GALLIMORE MdeL		
10:01	PAN	22	CASTILLERO V		
10:01	PAN	27	RODRIGUEZ M		
10:01	PAN	44	de LEON AP		
10:01	AUT	5	T WEIGANG		
10:01	AUT	10	STRIBRNY S		
10:01	AUT	15	KONECNY S		
10:01	AUT	16	KUGLER K		
10:01	AUT	65	MANSBART K		
09:14	AUT	3	PEHAM B		
08:49	PAN	17	RODRIGUEZ A		
08:18	PAN	5	CASTRO O		
08:18	PAN	8	dos SANTOS T		
08:18	PAN	70	EVANS A		
08:18	AUT	8	JANDA C		
08:18	AUT	12	STRAKA J		
08:18	AUT	27	WENDSCHLAG A		
08:18	AUT	28	CZUCKA B		
08:18	AUT	47	MULLEBNER T		
05:05	PAN	6	GALLIMORE MdeL		
04:13	AUT	15	KONECNY S	Receiving Touchdown (pass from STRIBRNY S)	6 - 6
03:52	AUT	10	STRIBRNY S	extra point play from 5yds no good	
03:27	PAN	3	del CID L		
03:27	PAN	22	CASTILLERO V		
03:27	PAN	44	de LEON AP		
03:27	AUT	5	T WEIGANG		
03:27	AUT	10	STRIBRNY S		
03:27	AUT	15	KONECNY S		
03:27	AUT	31	SOTTNER F		
03:27	AUT	65	MANSBART K		
02:30	AUT	3	PEHAM B		
01:34	AUT	47	MULLEBNER T		

Timing and Results provided by  TISSOT






Game No: 10

Results

01:00	AUT	3	PEHAM B		
00:34	AUT	47	MULLEBNER T		
00:29	PAN	5	CASTRO O		
00:29	PAN	8	dos SANTOS T		
00:29	PAN	17	RODRIGUEZ A		
00:29	PAN	27	RODRIGUEZ M		
00:29	AUT	3	PEHAM B		
00:29	AUT	8	JANDA C		
00:29	AUT	12	STRAKA J		
00:29	AUT	27	WENDSCHLAG A		
00:29	AUT	28	CZUCKA B		

2nd Half					
Time	Team	No.	Name	Action	Score
20:00	PAN	1	HERNANDEZ A		
20:00	PAN	5	CASTRO O		
20:00	PAN	22	CASTILLERO V		
20:00	PAN	43	CASTILLO A		
20:00	PAN	44	de LEON AP		
20:00	AUT	10	STRIBRNY S		
20:00	AUT	15	KONECNY S		
20:00	AUT	16	KUGLER K		
20:00	AUT	31	SOTTNER F		
20:00	AUT	65	MANSBART K		
20:00	PAN	5	CASTRO O		
20:00	PAN	43	CASTILLO A		
20:00	PAN	8	dos SANTOS T		
19:56	PAN	22	CASTILLERO V	Receiving Touchdown (pass from CASTRO O)	12 - 6
19:56	PAN	44	de LEON AP	extra point play from 5yds	13 - 6
16:47	AUT	16	KUGLER K	Receiving Touchdown (pass from STRIBRNY S)	13 - 12
16:47	AUT	31	SOTTNER F	extra point play from 5yds	13 - 13
16:47	PAN	22	CASTILLERO V		
16:47	PAN	27	RODRIGUEZ M		
16:47	PAN	44	de LEON AP		
16:47	AUT	10	STRIBRNY S		
16:47	AUT	15	KONECNY S		
16:47	AUT	16	KUGLER K		
16:47	AUT	31	SOTTNER F		
16:47	AUT	65	MANSBART K		
16:47	AUT	3	PEHAM B		
12:40	PAN	8	dos SANTOS T	Receiving Touchdown (pass from CASTRO O)	19 - 13
12:40	PAN	12		extra point play from 5yds no good	
12:19	PAN	1	HERNANDEZ A		
12:19	PAN	5	CASTRO O		
12:19	PAN	8	dos SANTOS T		
12:19	PAN	17	RODRIGUEZ A		
12:19	AUT	8	JANDA C		
12:19	AUT	12	STRAKA J		
12:19	AUT	27	WENDSCHLAG A		
12:19	AUT	28	CZUCKA B		
12:19	AUT	47	MULLEBNER T		
09:21	PAN	27	RODRIGUEZ M		
08:02	PAN	6	GALLIMORE MdeL		
08:02	PAN	19	SANTOS T		
08:02	PAN	22	CASTILLERO V		
08:02	PAN	44	de LEON AP		
08:02	AUT	10	STRIBRNY S		
08:02	AUT	15	KONECNY S		
08:02	AUT	16	KUGLER K		

Timing and Results provided by  TISSOT





Game No: 10

Results

08:02	AUT	31	SOTTNER F		
08:02	AUT	65	MANSBART K		
06:37	AUT	3	PEHAM B		
04:50	PAN	3	del CID L		
04:50	PAN	5	CASTRO O		
04:50	PAN	8	dos SANTOS T		
04:50	PAN	17	RODRIGUEZ A		
04:50	AUT	8	JANDA C		
04:50	AUT	12	STRAKA J		
04:50	AUT	27	WENDSCHLAG A		
04:50	AUT	28	CZUCKA B		
04:50	AUT	47	MULLEBNER T		
01:31	PAN	27	RODRIGUEZ M		
01:04	AUT	65	MANSBART K	Receiving Touchdown (pass from STRIBRNY S)	19 - 19
01:04	AUT	10	STRIBRNY S	extra point play from 5yds no good	
01:04	PAN	6	GALLIMORE Mdel		
01:04	PAN	19	SANTOS T		
01:04	PAN	22	CASTILLERO V		
01:04	PAN	44	de LEON AP		
01:04	AUT	5	T WEIGANG		
01:04	AUT	10	STRIBRNY S		
01:04	AUT	15	KONECNY S		
01:04	AUT	16	KUGLER K		
01:04	AUT	65	MANSBART K		
00:25	PAN	17	RODRIGUEZ A		
00:19	PAN	1	HERNANDEZ A	Receiving Touchdown (pass from CASTRO O)	25 - 19
00:19	PAN	8	dos SANTOS T	extra point play from 5yds	26 - 19
00:19	PAN	1	HERNANDEZ A		
00:19	PAN	5	CASTRO O		
00:19	PAN	8	dos SANTOS T		
00:19	PAN	70	EVANS A		
00:19	AUT	3	PEHAM B		
00:19	AUT	8	JANDA C		
00:19	AUT	12	STRAKA J		
00:19	AUT	27	WENDSCHLAG A		
00:19	AUT	28	CZUCKA B		

Legend:				
(C) Captain	DEF TD Defensive Touchdown	PAT	Points after Touchdown	Pt Point
Pts Points				

Timing and Results provided by  TISSOT





Floorball





19	Floorball	1764
19.1	Table of Contents	1765
19.2	Competition Schedule	1768
19.3	Medallists by Event	1769
19.4	Medal Standings	1770
19.5	Men's	1771
19.5.1	Team Roster	1772
19.5.1.1	Team Roster - CAN	1772
19.5.1.2	Team Roster - CZE	1773
19.5.1.3	Team Roster - FIN	1774
19.5.1.4	Team Roster - LAT	1775
19.5.1.5	Team Roster - SUI	1776
19.5.1.6	Team Roster - SWE	1777
19.5.1.7	Team Roster - THA	1778
19.5.1.8	Team Roster - USA	1779
19.5.2	Tournament Summary	1780
19.5.3	Medallists (Team)	1782
19.5.4	Finals	1783
19.5.4.1	7th Place Match #M15	1783
19.5.4.1.1	Start List	1783
19.5.4.1.2	Results	1784
19.5.4.2	5th Place Match #M16	1786
19.5.4.2.1	Start List	1786
19.5.4.2.2	Results	1787
19.5.4.3	Bronze Medal Match #M17	1789
19.5.4.3.1	Start List	1789
19.5.4.3.2	Results	1790
19.5.4.4	Gold Medal Match #M18	1792
19.5.4.4.1	Start List	1792
19.5.4.4.2	Results	1793
19.5.5	Semifinals	1795
19.5.5.1	Match #M13	1795
19.5.5.1.1	Start List	1795
19.5.5.1.2	Results	1796
19.5.5.2	Match #M14	1798
19.5.5.2.1	Start List	1798
19.5.5.2.2	Results	1799

RESULTS BOOK

TABLE OF CONTENTS

19.5.6	Preliminary Round - Group B	1801
19.5.6.1	Match #M02	1801
19.5.6.1.1	Start List	1801
19.5.6.1.2	Results	1802
19.5.6.2	Match #M04	1804
19.5.6.2.1	Start List	1804
19.5.6.2.2	Results	1805
19.5.6.3	Match #M06	1807
19.5.6.3.1	Start List	1807
19.5.6.3.2	Results	1808
19.5.6.4	Match #M08	1810
19.5.6.4.1	Start List	1810
19.5.6.4.2	Results	1811
19.5.6.5	Match #M11	1813
19.5.6.5.1	Start List	1813
19.5.6.5.2	Results	1814
19.5.6.6	Match #M12	1816
19.5.6.6.1	Start List	1816
19.5.6.6.2	Results	1817
19.5.7	Preliminary Round - Group A	1819
19.5.7.1	Match #M01	1819
19.5.7.1.1	Start List	1819
19.5.7.1.2	Results	1820
19.5.7.2	Match #M03	1822
19.5.7.2.1	Start List	1822
19.5.7.2.2	Results	1823
19.5.7.3	Match #M05	1825
19.5.7.3.1	Start List	1825
19.5.7.3.2	Results	1826
19.5.7.4	Match #M07	1828
19.5.7.4.1	Start List	1828
19.5.7.4.2	Results	1829
19.5.7.5	Match #M09	1831
19.5.7.5.1	Start List	1831
19.5.7.5.2	Results	1832
19.5.7.6	Match #M10	1834
19.5.7.6.1	Start List	1834
19.5.7.6.2	Results	1835



Competition Schedule

As of FRI 8 JUL 2022 At 7:52

Date	Start Time	Game No.	Phase	Teams
FRI 8 JUL	9:30	1	Preliminary Round - Group A	SWE vs LAT
	12:00	2	Preliminary Round - Group B	FIN vs CAN
	15:30	3	Preliminary Round - Group A	SUI vs THA
	18:15	4	Preliminary Round - Group B	CZE vs USA
SAT 9 JUL	9:30	5	Preliminary Round - Group A	THA vs SWE
	12:00	6	Preliminary Round - Group B	FIN vs CZE
	15:30	7	Preliminary Round - Group A	SUI vs LAT
	18:00	8	Preliminary Round - Group B	USA vs CAN
SUN 10 JUL	9:30	9	Preliminary Round - Group A	THA vs LAT
	12:00	10	Preliminary Round - Group A	SUI vs SWE
	15:30	11	Preliminary Round - Group B	CZE vs CAN
	18:00	12	Preliminary Round - Group B	USA vs FIN
MON 11 JUL	9:30	13	Semifinal	A1 vs B2
	12:15	14	Semifinal	B1 vs A2
	15:00	15	7th Place Match	B4 vs A4
	17:45	16	5th Place Match	A3 vs B3
TUE 12 JUL	10:00	17	Bronze Medal Match	Loser #M13 vs Loser #M14
	12:45	18	Gold Medal Match	Winner #M13 vs Winner #M14





Medallists by Event

As of TUE 12 JUL 2022

After 1 of 1 Events

Event	Date	Medal	Name	Country Code
Men	12 JUL 2022	GOLD	HEDLUND Jon	SWE
			SAMUELSSON Johan	
			ENSTROM Rasmus	
			SJOGREN Albin	
			PERSSON Ludwig	
			GUSTAFSSON Tobias	
			SANKELL Jesper	
			HAGLUND Kevin	
			HOLMGREN Linus	
			JOHANSSON Emil	
			AHREN Hampus	
			LUNDMARK Malte	
			RAMIREZ Niklas	
		PARSJO-TEGNER Mans		
		SILVER	AKOLA Eemeli	FIN
			TYKKYLAINEN Konsta	
			SALIN Eemeli	
			SIKKINEN Eetu	
			PYLSY Joonas	
			SALO Nico	
			TORISEVA Lassi	
			LASTIKKA Ville	
			LEIKKANEN Mikko	
			Joon RANTALA	
			KAINULAINEN Justus	
			JOHANSSON Sami	
			LEHKOSUO Otto	
		BRONZE	FALDEN Oskari	
			PUNCOCHAR Lukas	CZE
			KRBEC Mikulas	
			DELONG Adam	
			HEMERKA Adam	
			FORMAN Filip	
HAVLAS Matej				
SINDLER Matyas				
NEMECEK Ondrej				
BESTA Jiri				
BENES Dominik				
LANGER Filip				
BENES Martin				
RYPAR Josef				
BAUER Lukas				

 Timing and Results provided by 



Medal Standings

As of TUE 12 JUL 2022


After 1 of 1 Events

Rank	Country	Men				Rank by Total
		G	S	B	Tot	
1	SWE - Sweden	1			1	=1
2	FIN - Finland		1		1	=1
3	CZE - Czech Republic			1	1	=1
Total:		1	1	1	3	

Legend:

= Equal sign indicates that two or more countries share the same rank by total

B Bronze **G** Gold **S** Silver **Tot** Total

Timing and Results provided by  **TISSOT**



Floorball

Men's





Team Roster

As of FRI 8 JUL 2022 At 18:19

CAN - Canada

No.	Name	Pos	Date of Birth	Age
7	GRENAPIN Cedric	F	25 JUN 2000	22
9	BUCK Cameron	F	18 FEB 1998	24
10	LAQUERRE Justin	F	4 SEP 2001	20
13	MAHONEY Patrick	F	15 JAN 2000	22
15	WALSH Taylor	F	21 APR 1999	23
20	BERG Lauri	F	8 JUN 1995	27
30	Jean-Robert GOULET	GK	13 MAY 1987	35
39	KASHA Krystof	GK	1 MAY 2003	19
50	JETTE Alex	F	6 JAN 1997	25
51	LAVERGNE Francis	D	30 AUG 1998	23
55	WALSH Tristan	F	21 APR 1999	23
61	Matthew SMITH	F	1 SEP 1987	34
67	LUMIALA Eetu	D	26 SEP 1996	25
82	Jonathan KUYSTEN	F	13 JAN 1998	24

Team Officials

Legend:
(C) Captain D Defender F Forward GK Goalkeeper

Timing and Results provided by  TISSOT



Team Roster


As of FRI 8 JUL 2022 At 18:19

CZE - Czech Republic

No.	Name	Pos	Date of Birth	Age
4	PUNCOCHAR Lukas	D	18 NOV 2002	19
6	KRBEC Mikulas	F	24 MAR 1999	23
7	DELONG Adam	F	27 JUN 1996	26
9	HEMERKA Adam	D	31 MAY 2002	20
12	FORMAN Filip	F	4 AUG 2002	19
13	HAVLAS Matej	F	7 MAY 2002	20
16	SINDLER Matyas	F	14 MAR 2000	22
17	NEMECEK Ondrej	D	10 JUN 1998	24
18	BESTA Jiri	F	19 APR 1999	23
22	BENES Dominik	D	31 JUL 2001	20
29	LANGER Filip	F	29 DEC 2001	20
30	BENES Martin	GK	18 OCT 1986	35
31	RYPAR Josef	F	15 JUL 1993	28
74	BAUER Lukas	GK	7 APR 1991	31

Team Officials

Legend:	(C) Captain	D Defender	F Forward	GK Goalkeeper
----------------	-------------	------------	-----------	---------------

Timing and Results provided by  TISSOT



Team Roster

As of MON 11 JUL 2022 At 11:39

FIN - Finland

No.	Name	Pos	Date of Birth	Age
2	AKOLA Eemeli	D	30 JUN 1999	23
4	TYKKYLAINEN Konsta	F	8 JUN 1998	24
9	SALIN Eemeli	F	2 MAY 1990	32
12	SIKKINEN Eetu	F	28 JUL 1997	24
19	PYLSY Joonas	F	1 JAN 1990	32
20	SALO Nico	F	21 JAN 1994	28
35	TORISEVA Lassi	GK	29 OCT 1994	27
36	LASTIKKA Ville	F	19 APR 1996	26
66	LEIKKANEN Mikko	D	6 AUG 1988	33
70	Joonas RANTALA	F	13 FEB 1999	23
73	KAINULAINEN Justus	F	22 FEB 1999	23
77	JOHANSSON Sami	F	27 JUN 1993	29
81	LEHKOSUO Otto	D	31 DEC 1996	25
91	FALDEN Oskari	GK	6 JUL 2000	22

Team Officials

Legend:
(C) Captain D Defender F Forward GK Goalkeeper

Timing and Results provided by  TISSOT



Team Roster


As of FRI 8 JUL 2022 At 18:19

LAT - Latvia

No.	Name	Pos	Date of Birth	Age
1	PLUDUMS Markuss	GK	7 SEP 1997	24
4	KRUMINS Morics	D	6 DEC 1992	29
5	TUTANS Oskars	D	26 AUG 2003	18
7	RAGOVSKIS Janis	D	28 MAY 2000	22
12	SAVINS Armands	D	1 NOV 2002	19
15	TILTINS Krisjanis	F	25 AUG 2002	19
19	AKMENLAUKS Toms	F	6 JAN 1994	28
21	RAITUMS Artis	F	21 DEC 1987	34
22	TREKSE Peteris	F	20 APR 1999	23
23	RAJECKIS Andris	F	11 JUL 1992	29
27	PURINS Edgars	F	16 FEB 1999	23
41	JURSEVSKIS Arturs	D	31 JUL 1994	27
88	KOVALEVSKIS Rolands	F	1 NOV 1996	25
89	SALCEVICS Janis	GK	14 NOV 1989	32

Team Officials

Legend:
(C) Captain D Defender F Forward GK Goalkeeper

Timing and Results provided by  TISSOT





Team Roster

As of FRI 8 JUL 2022 At 18:19

SUI - Switzerland

No.	Name	Pos	Date of Birth	Age
2	BISCHOFBERGER Nicola	D	12 AUG 1994	27
4	CONRAD Nils	D	27 SEP 1994	27
7	HELLER Tobias	F	27 JAN 1994	28
11	MAURER Manuel	F	14 AUG 1993	28
21	RIEDI Paolo	F	16 DEC 1992	29
30	MEIER Pascal	GK	18 JUN 1990	32
33	GRAF Luca	D	16 DEC 1990	31
40	SEILER Noel	F	8 AUG 2001	20
50	MENDELIN Patrick	F	7 APR 1987	35
61	ZAUGG Jan	F	14 JUL 1997	24
66	BRAILLARD Tim	F	27 NOV 1992	29
67	REICH Christoph	GK	4 NOV 1993	28
71	BURKI Jan	D	6 MAY 1999	23
97	SCHIESS Michael	F	8 JUN 1997	25

Team Officials

Legend:
(C) Captain D Defender F Forward GK Goalkeeper

Timing and Results provided by  TISSOT



Team Roster

As of FRI 8 JUL 2022 At 18:19

SWE - Sweden

No.	Name	Pos	Date of Birth	Age
1	HEDLUND Jon	GK	12 MAY 1991	31
2	SAMUELSSON Johan	F	1 DEC 1988	33
7	ENSTROM Rasmus	F	17 NOV 1989	32
10	SJOGREN Albin	F	18 NOV 1994	27
13	PERSSON Ludwig	F	4 NOV 1994	27
14	GUSTAFSSON Tobias	D	17 OCT 1992	29
19	SANKELL Jesper	F	12 FEB 1993	29
20	HAGLUND Kevin	F	23 MAY 1998	24
21	HOLMGREN Linus	D	9 JAN 1998	24
22	JOHANSSON Emil	D	14 AUG 1992	29
23	AHREN Hampus	F	27 AUG 2000	21
25	LUNDMARK Malte	F	28 MAR 2001	21
28	RAMIREZ Niklas	D	9 APR 1995	27
31	PARSJO-TEGNER Mans	GK	1 JAN 1994	28

Team Officials

Legend:
(C) Captain D Defender F Forward GK Goalkeeper

Timing and Results provided by  TISSOT



Team Roster

As of SUN 10 JUL 2022 At 8:43

THA - Thailand

No.	Name	Pos	Date of Birth	Age
1	SOHTREE Autthachai	GK	1 MAR 1991	31
8	JOHANSSON Simon	F	14 FEB 2004	18
11	RINEFALK Alexander	F	22 APR 1998	24
13	SUKKASEM Santipong	F	19 AUG 1997	24
14	SANGMONGKHOL Surapong	F	25 FEB 1994	28
19	THAIDIT Pawat	F	27 OCT 1992	29
23	NAMSAWANG Prakasit	D	11 JUL 1997	24
39	YAEMYIM Jeerayut	F	4 FEB 1997	25
41	NARKPRASERT Chusak	F	21 OCT 1992	29
44	PIMPA Veerasak	D	21 APR 1994	28
67	KERDSAWANGWONG Liam	F	8 JUN 2004	18
72	CHAIPRING Yotsaphong	F	31 MAR 2001	21
79	RATANAPRATHUM Aphichet	D	25 SEP 1997	24
92	KHAMBANLUE Pheeraphong	F	27 JAN 1993	29

Team Officials

Legend:	(C) Captain	D Defender	F Forward	GK Goalkeeper
----------------	-------------	------------	-----------	---------------

Timing and Results provided by  TISSOT



Team Roster


As of FRI 8 JUL 2022 At 18:19

USA - United States of America

No.	Name	Pos	Date of Birth	Age
5	MOLLER Jonathan	D	29 JAN 2002	20
6	WILLIAMSSON Liam	D	8 NOV 2001	20
8	BLANCO Maximus	F	10 DEC 2004	17
13	FEUSI Dario	D	10 OCT 2002	19
16	HANSEN David	F	19 JUL 2001	20
19	Matthew Ryan NIELSEN	F	2 APR 1989	33
23	Colin Kenai AEBERSOLD	F	23 AUG 2003	18
64	CONNOR Case	F	5 JAN 2002	20
71	SROUBEK Adam	F	6 AUG 2001	20
79	VAHA-VAHE Mikko	F	23 SEP 1993	28
88	HEARNS Reed	D	14 MAY 1991	31
89	GLANZMANN Keven	GK	23 OCT 1993	28
93	MOSER Derek	F	1 JUL 1993	29
99	STOCKLI Sebastian	GK	31 AUG 1999	22

Team Officials

Legend:	(C) Captain	D Defender	F Forward	GK Goalkeeper
----------------	-------------	------------	-----------	---------------

Timing and Results provided by 





Tournament Summary

As of TUE 12 JUL 2022

Final

Phase	Teams	Start Time	Final	1st Period	2nd Period	3rd Period
Bronze Medal Match	CZE - LAT	10:00	7 - 3	1 - 0	2 - 1	4 - 2
Gold Medal Match	SWE - FIN	13:00	6 - 5	0 - 1	3 - 0	3 - 4

Group A						Games				Goals			Class. Points
Rank		SWE	LAT	SUI	THA	Played	Won	Draw	Lost	GDiff	For	Against	
1	SWE		6 - 6	3 - 0	20 - 1	3	2	1	0	22	29	7	5
2	LAT	6 - 6		6 - 5	15 - 2	3	2	1	0	14	27	13	5
3	SUI	0 - 3	5 - 6		10 - 3	3	1	0	2	3	15	12	2
4	THA	1 - 20	2 - 15	3 - 10		3	0	0	3	-39	6	45	0

Group B						Games				Goals			Class. Points
Rank		FIN	CZE	CAN	USA	Played	Won	Draw	Lost	GDiff	For	Against	
1	FIN		5 - 3	18 - 0	16 - 0	3	3	0	0	36	39	3	6
2	CZE	3 - 5		17 - 0	13 - 1	3	2	0	1	27	33	6	4
3	CAN	0 - 18	0 - 17		9 - 3	3	1	0	2	-29	9	38	2
4	USA	0 - 16	1 - 13	3 - 9		3	0	0	3	-34	4	38	0

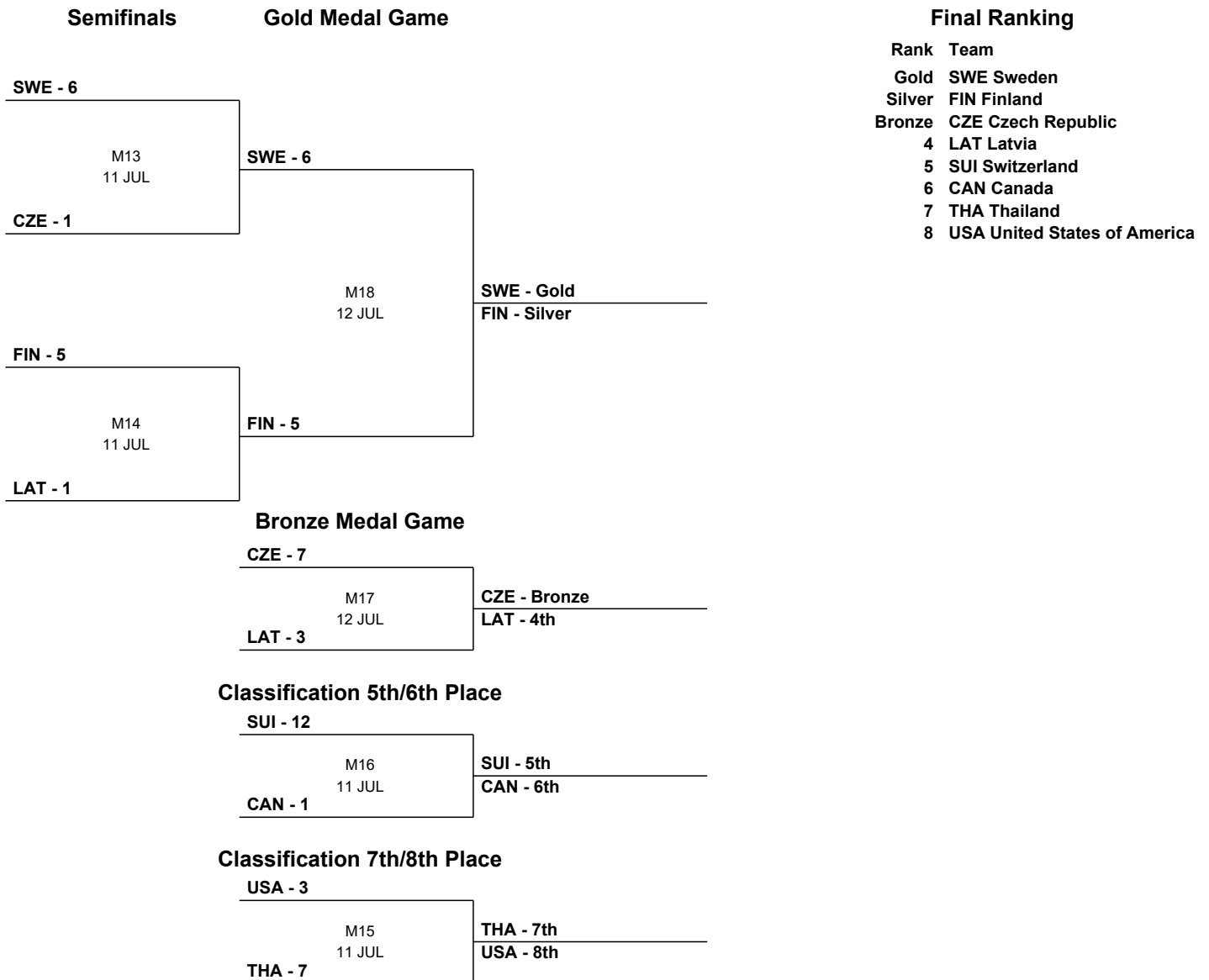
Timing and Results provided by  TISSOT





Tournament Summary

As of TUE 12 JUL 2022



Legend:
Class. Classification GDiff Goal difference



Medallists (Team)

GOLD	SILVER	BRONZE
SWE - Sweden HEDLUND Jon SAMUELSSON Johan ENSTROM Rasmus SJOGREN Albin PERSSON Ludvig GUSTAFSSON Tobias SANKELL Jesper HAGLUND Kevin HOLMGREN Linus JOHANSSON Emil AHREN Hampus LUNDMARK Malte RAMIREZ Niklas PARSJO-TEGNER Mans	FIN - Finland AKOLA Eemeli TYKKYLAINEN Konsta SALIN Eemeli SIKKINEN Eetu PYLSY Joonas SALO Nico TORISEVA Lassi LASTIKKA Ville LEIKKANEN Mikko Joonas RANTALA KAINULAINEN Justus JOHANSSON Sami LEHKOSUO Otto FALDEN Oskari	CZE - Czech Republic PUNCOCHAR Lukas KRBEK Mikulas DELONG Adam HEMERKA Adam FORMAN Filip HAVLAS Matej SINDLER Matyas NEMECEK Ondrej BESTA Jiri BENES Dominik LANGER Filip BENES Martin RYPAR Josef BAUER Lukas



Game No: 15

Start List

USA - THA

Referees

WEHINGER Corina (SUI)
ZURBUCHEN Sandra (SUI)

USA - United States of America

No.	Name	Pos	MP	Goals	Ast	Pts	PIM
89	GLANZMANN Keven	GK	3				
99	STOCKLI Sebastian	GK	3				
5	MOLLER Jonathan	D	3				
6	WILLIAMSSON Liam	D	3				
8	BLANCO Maximus	F	3	2		2	
13	FEUSI Dario	D	3				
16	HANSEN David	F	3		1	1	
19	Matthew Ryan NIELSEN	F	3				
23	Colin Kenai AEBERSOLD	F	3	1		1	
64	CONNOR Case	F	3		1	1	
71	SROUBEK Adam	F	3	1		1	
79	VAHA-VAHE Mikko	F	2				
88	HEARNS Reed	D	3				
93	MOSER Derek	F	3				
Team Total				4	2	6	10


USA		
PR	CZE	1 - 13
PR	CAN	3 - 9
PR	FIN	0 - 16

THA - Thailand

No.	Name	Pos	MP	Goals	Ast	Pts	PIM
1	SOHTREE Autthachai	GK	3				
8	JOHANSSON Simon	F	3	1	1	2	
11	RINEFALK Alexander	F	3		2	2	
13	SUKKASEM Santipong	F	3		1	1	
14	SANGMONGKHOL Surapong	F	3				
19	THAIDIT Pawat	F	3	1		1	
23	NAMSAWANG Prakasit	D	3				
39	YAEMYIM Jeerayut	F	3	1		1	
41	NARKPRASERT Chusak	F	3				
44	PIMPA Veerasak	D	3	1		1	
67	KERDSAWANGWONG Liam	F	3	1		1	
72	CHAIPRING Yotsaphong	F	3				
79	RATANAPRATHUM Aphichet	D	3	1		1	
92	KHAMBANLUE Pheeraphong	F	3		1	1	
Team Total				6	5	11	4

THA		
PR	SUI	3 - 10
PR	SWE	1 - 20
PR	LAT	2 - 15

Legend:	(C)	Ast	MP	No	PIM	Pos
	Captain	Assists	Matches Played	Number	Penalty in Minutes	Playing Position
	Pts	Points				

Timing and Results provided by 



Game No: 15

Results

USA 3 - 7 THA

(2 - 5, 1 - 1, 0 - 1)

Referees

WEHINGER Corina (SUI)
ZURBUCHEN Sandra (SUI)

USA - United States of America

No.	Name	Pos	Goals	Ast	Pts	SOG	PIM
5	MOLLER Jonathan	D					
6	WILLIAMSSON Liam	D				2	
8	BLANCO Maximus	F	1		1	4	
13	FEUSI Dario	D				3	
16	HANSEN David	F					
19	Matthew Ryan NIELSEN	F		1	1	2	
23	Colin Kenai AEBERSOLD	F	1		1	7	
64	CONNOR Case	F	1		1	3	
71	SROUBEK Adam	F					
79	VAHA-VAHE Mikko	F		1	1	1	
88	HEARNS Reed	D					
93	MOSER Derek	F					
89	GLANZMANN Keven	GK					
99	STOCKLI Sebastian	GK					
Totals			3	2	5	23	2


THA - Thailand

No.	Name	Pos	Goals	Ast	Pts	SOG	PIM
8	JOHANSSON Simon	F	2	2	4	5	
11	RINEFALK Alexander	F	1		1	5	
13	SUKKASEM Santipong	F	1	1	2	3	
14	SANGMONGKHOL Surapong	F	1		1	1	
19	THAIDIT Pawat	F	1	1	2	5	
23	NAMSAWANG Prakasit	D				1	
39	YAEMYIM Jeerayut	F	1	1	2	7	
41	NARKPRASERT Chusak	F				1	
44	PIMPA Veerasak	D				1	
67	KERDSAWANGWONG Liam	F		1	1		
79	RATANAPRATHUM Aphichet	D		1	1		
92	KHAMBANLUE Pheeraphong	F					
1	SOHTRREE Autthachai	GK					
72	CHAIPRING Yotsaphong	F					
Totals			7	8	15	29	2

Goalkeepers	Saves	%	Played Time
89 GLANZMANN Keven	22 / 29	75.86	45:00
99 STOCKLI Sebastian			
Totals	22 / 29	75.86	45:00

Goalkeepers	Saves	%	Played Time
1 SOHTRREE Autthachai			
72 CHAIPRING Yotsaphong	20 / 23	86.96	44:38
Totals	20 / 23	86.96	45:00

Time	Action	USA - United States of America	Score	THA - Thailand
1st Period				
0:00		89 GLANZMANN K Goalkeeper		
0:00				72 CHAIPRING Y Goalkeeper
1:01	Goal		0 - 1	8 JOHANSSON S Ast: 67 KERDSAWANGWONG L
4:29	Goal		0 - 2	13 SUKKASEM S Ast: 8 JOHANSSON S
5:53	Goal	8 BLANCO M	1 - 2	
7:41	Goal	23 C AEBERSOLD Ast: 79 VAHA-VAHE M	2 - 2	
10:30	Goal		2 - 3	19 THAIDIT P Ast: 79 RATANAPRATHUM A
11:51	Goal		2 - 4	11 RINEFALK A Ast: 39 YAEMYIM J
14:14	Goal		2 - 5	14 SANGMONGKHOL S Ast: 8 JOHANSSON S
2nd Period				
0:00		89 GLANZMANN K Goalkeeper		
0:00				72 CHAIPRING Y Goalkeeper
10:00	Goal	64 CONNOR C Ast: 19 M NIELSEN	3 - 5	
12:06	Goal		3 - 6	39 YAEMYIM J Ast: 19 THAIDIT P
3rd Period				
0:00		89 GLANZMANN K Goalkeeper		
0:00				72 CHAIPRING Y Goalkeeper
6:27				72 CHAIPRING Y Goalkeeper out - Empty net
6:49	Penalty	93 MOSER D 2 minutes (Team Penalty Bench)		
6:49				72 CHAIPRING Y Goalkeeper in

Timing and Results provided by  TISSOT




Game No: 15

Results

Time	Action	USA - United States of America	Score	THA - Thailand
10:02	Penalty			13 SUKKASEM S 2 minutes (Team Penalty Bench)
14:39	Goal		3 - 7	8 JOHANSSON S Ast: 13 SUKKASEM S

Legend:											
(C)	Captain	Ast	Assists	MP	Matches Played	No	Number	PIM	Penalty in Minutes	Pos	Playing Position
Pts	Points	SOG	Shots on Goals								

Timing and Results provided by  TISSOT





Game No: 16

Start List

SUI - CAN

Referees

KUMERDANKS Maris (LAT)
KRISTAPSONS Kaspars (LAT)

SUI - Switzerland

No.	Name	Pos	MP	Goals	Ast	Pts	PIM
30	MEIER Pascal	GK	3				
67	REICH Christoph	GK	3				
2	BISCHOFBERGER Nicola	D	3	1		1	
4	CONRAD Nils	D	3	1	3	4	
7	HELLER Tobias	F	3		1	1	
11	MAURER Manuel	F	3	4		4	
21	RIEDI Paolo	F	3		2	2	
33	GRAF Luca	D	3				
40	SEILER Noel	F	3	4		4	
50	MENDELIN Patrick	F	3	4	2	6	
61	ZAUGG Jan	F	3		6	6	
66	BRAILLARD Tim	F	3				
71	BURKI Jan	D	3				
97	SCHIESS Michael	F	3	1		1	
Team Total				15	15	30	8


SUI		
PR	THA	10-3
PR	LAT	5-6
PR	SWE	0-3

CAN - Canada

No.	Name	Pos	MP	Goals	Ast	Pts	PIM
30	Jean-Robert GOULET	GK	3				
39	KASHA Krystof	GK	3				
7	GRENAPEIN Cedric	F	3		1	1	
9	BUCK Cameron	F	3	3		3	
10	LAQUERRE Justin	F	3	2	1	3	
13	MAHONEY Patrick	F	3	1		1	
15	WALSH Taylor	F	3				
20	BERG Lauri	F	3		1	1	
50	JETTE Alex	F	3				
51	LAVERGNE Francis	D	3				
55	WALSH Tristan	F	3	3		3	
61	Matthew SMITH	F	3		3	3	
67	LUMIALA Eetu	D	3		1	1	
82	Jonathan KUYSTEN	F	3		1	1	
Team Total				9	8	17	14

CAN		
PR	FIN	0-18
PR	USA	9-3
PR	CZE	0-17

Legend:	(C)	Ast	MP	No	PIM	Pos
Captain	Assists	Matches Played	Number	Penalty in Minutes	Playing Position	
Points						

Timing and Results provided by  TISSOT



Game No: 16

Results

SUI 12 - 1 CAN

(2 - 1, 0 - 0, 10 - 0)

Referees

KUMERDANKS Maris (LAT)
KRISTAPSONS Kaspars (LAT)

SUI - Switzerland

No.	Name	Pos	Goals	Ast	Pts	SOG	PIM
2	BISCHOFBERGER Nicola	D	2	1	3	6	
4	CONRAD Nils	D	1		1	3	
7	HELLER Tobias	F		2	2	2	
11	MAURER Manuel	F	3	2	5	7	
21	RIEDI Paolo	F	1		1	8	
33	GRAF Luca	D	1		1	3	
40	SEILER Noel	F				3	
50	MENDELIN Patrick	F	3	1	4	4	
61	ZAUGG Jan	F		3	3	1	
66	BRAILLARD Tim	F		1	1	4	
71	BURKI Jan	D	1		1	5	
97	SCHIESS Michael	F		1	1	1	
30	MEIER Pascal	GK					
67	REICH Christoph	GK					
Totals			12	11	23	47	2


CAN - Canada

No.	Name	Pos	Goals	Ast	Pts	SOG	PIM
7	GRENAPIN Cedric	F	1		1	3	
9	BUCK Cameron	F				1	
10	LAQUERRE Justin	F					
13	MAHONEY Patrick	F				1	
15	WALSH Taylor	F					
20	BERG Lauri	F				2	
50	JETTE Alex	F					
51	LAVERGNE Francis	D					
55	WALSH Tristan	F					
61	Matthew SMITH	F				1	
67	LUMIALA Eetu	D					
82	Jonathan KUYSTEN	F		1	1		
30	Jean-Robert GOULET	GK					
39	KASHA Krystof	GK					
Totals			1	1	2	8	

Goalkeepers	Saves	%	Played Time
30 MEIER Pascal			
67 REICH Christoph	7 / 8	87.50	44:59
Totals	7 / 8	87.50	45:00

Goalkeepers	Saves	%	Played Time
30 Jean-Robert GOULET	22 / 28	78.57	33:08
39 KASHA Krystof	13 / 19	68.42	11:52
Totals	35 / 47	74.47	45:00

Time	Action	SUI - Switzerland	Score	CAN - Canada
1st Period				
0:00		67 REICH C Goalkeeper		
0:00				30 J GOULET Goalkeeper
1:44	Goal	4 CONRAD N Ast: 97 SCHIESS M	1 - 0	
4:42	Goal	11 MAURER M Ast: 50 MENDELIN P	2 - 0	
5:16				13 MAHONEY P
6:25	Goal		2 - 1	7 GRENAPIN C Ast: 82 J KUYSTEN
2nd Period				
0:00		67 REICH C Goalkeeper		
0:00				30 J GOULET Goalkeeper
13:18	Penalty	50 MENDELIN P 2 minutes (Team Penalty Bench)		
3rd Period				
0:00		67 REICH C Goalkeeper		
0:00				30 J GOULET Goalkeeper
0:40	Goal	11 MAURER M	3 - 1	
1:57	Goal	71 BURKI J Ast: 2 BISCHOFBERGER N	4 - 1	
2:29	Goal	33 GRAF L Ast: 7 HELLER T	5 - 1	
3:08	Goal	2 BISCHOFBERGER N Ast: 61 ZAUGG J	6 - 1	
3:08				GK out: 30 J GOULET GK in: 39 KASHA K
4:25	Goal	50 MENDELIN P Ast: 7 HELLER T	7 - 1	
5:41	Goal	50 MENDELIN P Ast: 11 MAURER M	8 - 1	

Timing and Results provided by 



Game No: 16

Results

Time	Action	SUI - Switzerland		Score	CAN - Canada
7:00	Goal	2	BISCHOFBERGER N	Ast: 61 ZAUGG J	9 - 1
7:19	Goal	21	RIEDI P	Ast: 66 BRAILLARD T	10 - 1
7:54	Goal	11	MAURER M	Ast: 61 ZAUGG J	11 - 1
13:17		67	REICH C	Goalkeeper out - Empty net	
13:18		2	BISCHOFBERGER N		
13:18		67	REICH C	Goalkeeper in	
14:15	Goal	50	MENDELIN P	Ast: 11 MAURER M	12 - 1

Legend:											
(C)	Captain	Ast	Assists	MP	Matches Played	No	Number	PIM	Penalty in Minutes	Pos	Playing Position
Pts	Points	SOG	Shots on Goals								

Timing and Results provided by  TISSOT





Game No: 17

Start List

CZE - LAT

Referees

ANDERSSON Thomas (SWE)
WISSMAN Rickard (SWE)

CZE - Czech Republic

No.	Name	Pos	MP	Goals	Ast	Pts	PIM
30	BENES Martin	GK	4				
74	BAUER Lukas	GK	4				
4	PUNCOCHAR Lukas	D	4	1		1	
7	DELONG Adam	F	4	4	4	8	
9	HEMERKA Adam	D	4	2	2	4	
12	FORMAN Filip	F	4	3	4	7	
13	HAVLAS Matej	F	4	5	2	7	
16	SINDLER Matyas	F	4		5	5	
17	NEMECEK Ondrej	D	4	1	4	5	
18	BESTA Jiri	F	4	5	2	7	
22	BENES Dominik	D	4	1	2	3	
29	LANGER Filip	F	4	2	2	4	
31	RYPAR Josef	F	4	5	3	8	
(S)	KRBEC Mikulas	F	4	5	3	8	24
Team Total				34	34	68	34

CZE		
PR	USA	13-1
PR	FIN	3-5
PR	CAN	17-0
SF	SWE	1-6

LAT - Latvia

No.	Name	Pos	MP	Goals	Ast	Pts	PIM
1	PLUDUMS Markuss	GK	4				
89	SALCEVICS Janis	GK	4				
4	KRUMINS Morics	D	4	2		2	
5	TUTANS Oskars	D	4		3	3	
7	RAGOVSKIS Janis	D	4		2	2	
12	SAVINS Armands	D	4	1		1	
15	TILTINS Krisjanis	F	4		2	2	
19	AKMENLAUKS Toms	F	4	2	2	4	
21	RAITUMS Artis	F	4	2	6	8	
22	TREKSE Peteris	F	4	2	4	6	
23	RAJECKIS Andris	F	4	4	3	7	
27	PURINS Edgars	F	4	7		7	4
41	JURSEVSKIS Arturs	D	4	1	1	2	
88	KOVALEVSKIS Rolands	F	4	7	1	8	
Team Total				28	24	52	16

LAT		
PR	SWE	6-6
PR	SUI	6-5
PR	THA	15-2
SF	FIN	1-5

Legend:											
(C)	Captain	(S)	Suspended	Ast	Assists	MP	Matches Played	No	Number	PIM	Penalty in Minutes
Pos	Playing Position	Pts	Points								

Timing and Results provided by 





Game No: 17

Results

CZE 7 - 3 LAT

(1 - 0, 2 - 1, 4 - 2)

Referees

ANDERSSON Thomas (SWE)
WISSMAN Rickard (SWE)

CZE - Czech Republic

No.	Name	Pos	Goals	Ast	Pts	SOG	PIM
4	PUNCOCHAR Lukas	D				1	
(S)	KRBEC Mikulas	F					
7	DELONG Adam	F	1	3	4	2	
9	HEMERKA Adam	D		1	1		
12	FORMAN Filip	F	1	1	2	1	
13	HAVLAS Matej	F	1		1	3	
16	SINDLER Matyas	F					
17	NEMECEK Ondrej	D		1	1	1	
18	BESTA Jiri	F					
22	BENES Dominik	D					
29	LANGER Filip	F	2		2	6	
31	RYPAR Josef	F	2		2	4	
30	BENES Martin	GK					
74	BAUER Lukas	GK					
Totals			7	6	13	18	6


LAT - Latvia

No.	Name	Pos	Goals	Ast	Pts	SOG	PIM
4	KRUMINS Morics	D				1	24
5	TUTANS Oskars	D				1	
7	RAGOVSKIS Janis	D					
12	SAVINS Armands	D					
15	TILTINS Krisjanis	F		1	1		
19	AKMENLAUKS Toms	F	1		1	1	
21	RAITUMS Artis	F					
22	TREKSE Peteris	F		1	1	2	
23	RAJECKIS Andris	F				2	
27	PURINS Edgars	F				1	
41	JURSEVSKIS Arturs	D	1		1	2	
88	KOVALEVSKIS Rolands	F	1	1	2	4	
1	PLUDUMS Markuss	GK					
89	SALCEVICS Janis	GK					
Totals			3	3	6	14	28

Goalkeepers	Saves	%	Played Time
30 BENES Martin			
74 BAUER Lukas	11 / 14	78.57	45:00
Totals	11 / 14	78.57	45:00

Goalkeepers	Saves	%	Played Time
1 PLUDUMS Markuss			
89 SALCEVICS Janis	11 / 18	61.11	40:40
Totals	11 / 18	61.11	45:00

Time	Action	CZE - Czech Republic	Score	LAT - Latvia
1st Period				
0:00		74 BAUER L Goalkeeper		
0:00				89 SALCEVICS J Goalkeeper
3:01		29 LANGER F		
3:57	Penalty	31 RYPAR J 2 minutes (Team Penalty Bench)		
11:39	Goal	31 RYPAR J Ast: 12 FORMAN F	1 - 0	
2nd Period				
0:00		74 BAUER L Goalkeeper		
0:00				89 SALCEVICS J Goalkeeper
2:57	Goal		1 - 1	41 JURSEVSKIS A Ast: 88 KOVALEVSKIS R
4:54	Goal	13 HAVLAS M Ast: 9 HEMERKA A	2 - 1	
6:26	Penalty	29 LANGER F 2 minutes (Team Penalty Bench)		
9:35	Penalty			27 PURINS E 2 minutes (Team Penalty Bench)
10:58	Goal	29 LANGER F Ast: 7 DELONG A	3 - 1	
3rd Period				
0:00		74 BAUER L Goalkeeper		
0:00				89 SALCEVICS J Goalkeeper
2:58				4 KRUMINS M
2:58	Penalty			4 KRUMINS M 2+2 minutes
2:58	Penalty	9 HEMERKA A 2 minutes (Team Penalty Bench)		
3:43	Penalty Goal	7 DELONG A	4 - 1	

Timing and Results provided by 




Game No: 17

Results

Time	Action	CZE - Czech Republic		Score	LAT - Latvia	
7:09	Penalty				23 RAJECKIS A	2 minutes (Team Penalty Bench)
7:47	Goal	31 RYPAR J	Ast: 7 DELONG A	5 - 1		
9:17					89 SALCEVICS J	Goalkeeper out - Empty net
9:35					89 SALCEVICS J	Goalkeeper in
9:46					89 SALCEVICS J	Goalkeeper out - Empty net
9:51	Goal			5 - 2	88 KOVALEVSKIS R	Ast: 22 TREKSE P
9:58					89 SALCEVICS J	Goalkeeper out - Empty net
10:47					89 SALCEVICS J	Goalkeeper in
10:49					89 SALCEVICS J	Goalkeeper out - Empty net
10:58	Goal			5 - 3	19 AKMENLAUKS T	Ast: 15 TILTINS K
10:58					89 SALCEVICS J	Goalkeeper in
11:02					89 SALCEVICS J	Goalkeeper out - Empty net
11:48					89 SALCEVICS J	Goalkeeper in
12:03					89 SALCEVICS J	Goalkeeper out - Empty net
13:10					89 SALCEVICS J	Goalkeeper in
13:18					89 SALCEVICS J	Goalkeeper out - Empty net
13:42	Goal	29 LANGER F	Ast: 17 NEMECEK O	6 - 3		
13:42					89 SALCEVICS J	Goalkeeper in
13:57					89 SALCEVICS J	Goalkeeper out - Empty net
14:32	Goal	12 FORMAN F	Ast: 7 DELONG A	7 - 3		
14:32					89 SALCEVICS J	Goalkeeper in

Legend:											
(C)	Captain	(S)	Suspended	Ast	Assists	MP	Matches Played	No	Number	PIM	Penalty in Minutes
Pos	Playing Position	Pts	Points	SOG	Shots on Goals						

Timing and Results provided by  TISSOT



Game No: 18

Start List

SWE - FIN

Referees

KUMERDANKS Maris (LAT)
KRISTAPSONS Kaspars (LAT)

SWE - Sweden

No.	Name	Pos	MP	Goals	Ast	Pts	PIM
1	HEDLUND Jon	GK	4				
31	PARSJO-TEGNER Mans	GK	4				
2	SAMUELSSON Johan	F	4	4	3	7	
7	ENSTROM Rasmus	F	4	6		6	
10	SJOGREN Albin	F	4	4	3	7	
13	PERSSON Ludwig	F	4	1	3	4	
14	GUSTAFSSON Tobias	D	4	3	3	6	
19	SANKELL Jesper	F	4	3	4	7	
20	HAGLUND Kevin	F	4	5	2	7	
21	HOLMGREN Linus	D	4		2	2	
22	JOHANSSON Emil	D	4	3	6	9	
23	AHREN Hampus	F	4	2	4	6	
25	LUNDMARK Malte	F	4	4	3	7	
28	RAMIREZ Niklas	D	4		2	2	
Team Total				35	35	70	26


SWE		
PR	LAT	6-6
PR	THA	20-1
PR	SUI	3-0
SF	CZE	6-1

FIN - Finland

No.	Name	Pos	MP	Goals	Ast	Pts	PIM
35	TORISEVA Lassi	GK	4				
91	FALDEN Oskari	GK	4				
2	AKOLA Eemeli	D	4	3		3	
4	TYKKYLAINEN Konsta	F	4		2	2	
9	SALIN Eemeli	F	4	5	8	13	
12	SIKKINEN Eetu	F	4	2	2	4	
19	PYLSY Joonas	F	4	5	1	6	
20	SALO Nico	F	4	3	4	7	
36	LASTIKKA Ville	F	4	9	3	12	
66	LEIKKANEN Mikko	D	4	1	1	2	
70	Joonas RANTALA	F	4	2	6	8	
73	KAINULAINEN Justus	F	4	6	4	10	
77	JOHANSSON Sami	F	4	8	4	12	
81	LEHKOSUO Otto	D	4		6	6	
Team Total				44	42	86	10

FIN		
PR	CAN	18-0
PR	CZE	5-3
PR	USA	16-0
SF	LAT	5-1

Legend:	(C)	Captain	Ast	Assists	MP	Matches Played	No	Number	PIM	Penalty in Minutes	Pos	Playing Position
	Pts	Points										

Timing and Results provided by 



Game No: 18

Results

SWE 6 - 5 FIN

(0 - 1, 3 - 0, 3 - 4)

Referees

KUMERDANKS Maris (LAT)
KRISTAPSONS Kaspars (LAT)

SWE - Sweden

No.	Name	Pos	Goals	Ast	Pts	SOG	PIM
2	SAMUELSSON Johan	F		1	1	2	
7	ENSTROM Rasmus	F		1	1	1	
10	SJOGREN Albin	F				1	
13	PERSSON Ludwig	F	1		1	2	
14	GUSTAFSSON Tobias	D					
19	SANKELL Jesper	F		1	1	3	
20	HAGLUND Kevin	F	1		1	3	
21	HOLMGREN Linus	D	1		1	1	
22	JOHANSSON Emil	D	2		2	2	
23	AHREN Hampus	F	1		1	2	
25	LUNDMARK Malte	F		2	2	2	
28	RAMIREZ Niklas	D					
1	HEDLUND Jon	GK					
31	PARSJO-TEGNER Mans	GK					
Totals			6	5	11	19	4


FIN - Finland

No.	Name	Pos	Goals	Ast	Pts	SOG	PIM
2	AKOLA Eemeli	D					
4	TYKKYLAINEN Konsta	F					
9	SALIN Eemeli	F	1	1	2	7	
12	SIKKINEN Eetu	F					
19	PYLSY Joonas	F		1	1	1	
20	SALO Nico	F		1	1	1	
36	LASTIKKA Ville	F	2		2	5	
66	LEIKKANEN Mikko	D				4	
70	Joona RANTALA	F				3	
73	KAINULAINEN Justus	F	1	1	2	1	
77	JOHANSSON Sami	F	1		1	9	
81	LEHKOSUO Otto	D				1	
35	TORISEVA Lassi	GK					
91	FALDEN Oskari	GK					
Totals			5	4	9	31	2

Goalkeepers	Saves	%	Played Time
1 HEDLUND Jon	26 / 31	83.87	45:00
31 PARSJO-TEGNER Mans			
Totals	26 / 31	83.87	45:00

Goalkeepers	Saves	%	Played Time
35 TORISEVA Lassi	13 / 19	68.42	39:12
91 FALDEN Oskari			
Totals	13 / 19	68.42	45:00

Time	Action	SWE - Sweden	Score	FIN - Finland
1st Period				
0:00		1 HEDLUND J Goalkeeper		
0:00				35 TORISEVA L Goalkeeper
1:16				35 TORISEVA L Goalkeeper out - Empty net
1:25				35 TORISEVA L Goalkeeper in
7:54	Goal		0 - 1	36 LASTIKKA V
2nd Period				
0:00		1 HEDLUND J Goalkeeper		
0:00				35 TORISEVA L Goalkeeper
3:07	Penalty			19 PYLSY J 2 minutes (Team Penalty Bench)
4:45	Goal	23 AHREN H Ast: 25 LUNDMARK M	1 - 1	
4:58	Goal	20 HAGLUND K	2 - 1	
6:18	Penalty	13 PERSSON L 2 minutes (Team Penalty Bench)		
13:57	Goal	22 JOHANSSON E Ast: 2 SAMUELSSON J	3 - 1	
3rd Period				
0:00		1 HEDLUND J Goalkeeper		
0:00				35 TORISEVA L Goalkeeper
6:26	Goal	21 HOLMGREN L Ast: 25 LUNDMARK M	4 - 1	
7:55				35 TORISEVA L Goalkeeper out - Empty net
8:11				35 TORISEVA L Goalkeeper in
8:21	Goal	22 JOHANSSON E Ast: 7 ENSTROM R	5 - 1	

Timing and Results provided by  TISSOT






Game No: 18

Results

Time	Action	SWE - Sweden		Score	FIN - Finland	
8:25					35 TORISEVA L	Goalkeeper out - Empty net
8:37	Goal			5 - 2	73 KAINULAINEN J	Ast: 19 PYLSY J
8:37					35 TORISEVA L	Goalkeeper in
8:43					35 TORISEVA L	Goalkeeper out - Empty net
8:56	Goal			5 - 3	77 JOHANSSON S	Ast: 20 SALO N
8:56					35 TORISEVA L	Goalkeeper in
8:59					35 TORISEVA L	Goalkeeper out - Empty net
9:15					35 TORISEVA L	Goalkeeper in
9:19					35 TORISEVA L	Goalkeeper out - Empty net
9:23					35 TORISEVA L	Goalkeeper in
9:52					35 TORISEVA L	Goalkeeper out - Empty net
10:25					35 TORISEVA L	Goalkeeper in
10:34					35 TORISEVA L	Goalkeeper out - Empty net
10:47	Goal	13 PERSSON L	Ast: 19 SANKELL J	6 - 3		
10:49					35 TORISEVA L	Goalkeeper in
10:55					35 TORISEVA L	Goalkeeper out - Empty net
11:31	Penalty	23 AHREN H	2 minutes (Team Penalty Bench)			
13:09	Goal			6 - 4	9 SALIN E	Ast: 73 KAINULAINEN J
13:09					35 TORISEVA L	Goalkeeper in
13:11					35 TORISEVA L	Goalkeeper out - Empty net
13:39	Goal			6 - 5	36 LASTIKKA V	Ast: 9 SALIN E
13:39					35 TORISEVA L	Goalkeeper in
13:41					35 TORISEVA L	Goalkeeper out - Empty net
14:12					35 TORISEVA L	Goalkeeper in
14:23					35 TORISEVA L	Goalkeeper out - Empty net

Legend:											
(C)	Captain	Ast	Assists	MP	Matches Played	No	Number	PIM	Penalty in Minutes	Pos	Playing Position
Pts	Points	SOG	Shots on Goals								

Timing and Results provided by  TISSOT



Game No: 13

Start List

SWE - CZE

Referees

HEINOLA Henri (FIN)
MARTTINEN Manu (FIN)

SWE - Sweden

No.	Name	Pos	MP	Goals	Ast	Pts	PIM
1	HEDLUND Jon	GK	3				
31	PARSJO-TEGNER Mans	GK	3				
2	SAMUELSSON Johan	F	3	4	3	7	
7	ENSTROM Rasmus	F	3	6		6	
10	SJOGREN Albin	F	3	4	3	7	
13	PERSSON Ludwig	F	3		2	2	
14	GUSTAFSSON Tobias	D	3	3	3	6	
19	SANKELL Jesper	F	3	2	3	5	
20	HAGLUND Kevin	F	3	3	2	5	
21	HOLMGREN Linus	D	3		1	1	
22	JOHANSSON Emil	D	3	2	6	8	
23	AHREN Hampus	F	3	2	4	6	
25	LUNDMARK Malte	F	3	3	2	5	
28	RAMIREZ Niklas	D	3				
Team Total				29	29	58	18

SWE		
PR	LAT	6-6
PR	THA	20-1
PR	SUI	3-0

CZE - Czech Republic

No.	Name	Pos	MP	Goals	Ast	Pts	PIM
30	BENES Martin	GK	3				
74	BAUER Lukas	GK	3				
4	PUNCOCHAR Lukas	D	3	1		1	
6	KRBEC Mikulas	F	3	5	3	8	
7	DELONG Adam	F	3	4	4	8	
9	HEMERKA Adam	D	3	1	2	3	
12	FORMAN Filip	F	3	3	4	7	
13	HAVLAS Matej	F	3	5	2	7	
16	SINDLER Matyas	F	3		5	5	
17	NEMECEK Ondrej	D	3	1	3	4	
18	BESTA Jiri	F	3	5	2	7	
22	BENES Dominik	D	3	1	2	3	
29	LANGER Filip	F	3	2	2	4	
31	RYPAR Josef	F	3	5	3	8	
Team Total				33	33	66	8

CZE		
PR	USA	13-1
PR	FIN	3-5
PR	CAN	17-0

Legend:											
(C)	Captain	Ast	Assists	MP	Matches Played	No	Number	PIM	Penalty in Minutes	Pos	Playing Position
Pts	Points										

Timing and Results provided by  TISSOT



Game No: 13

Results

SWE 6 - 1 CZE

(3 - 0, 2 - 0, 1 - 1)

Referees

HEINOLA Henri (FIN)
MARTTINEN Manu (FIN)

SWE - Sweden

No.	Name	Pos	Goals	Ast	Pts	SOG	PIM
2	SAMUELSSON Johan	F				1	
7	ENSTROM Rasmus	F					
10	SJOGREN Albin	F					
13	PERSSON Ludwig	F	1	1	2	3	
14	GUSTAFSSON Tobias	D					
19	SANKELL Jesper	F	1	1	2	3	
20	HAGLUND Kevin	F	2		2	2	
21	HOLMGREN Linus	D		1	1	1	
22	JOHANSSON Emil	D	1		1	1	
23	AHREN Hampus	F					
25	LUNDMARK Malte	F	1	1	2	1	
28	RAMIREZ Niklas	D		2	2		
1	HEDLUND Jon	GK					
31	PARSJO-TEGNER Mans	GK					
Totals			6	6	12	12	8


CZE - Czech Republic

No.	Name	Pos	Goals	Ast	Pts	SOG	PIM
4	PUNCOCHAR Lukas	D					
6	KRBEC Mikulas	F				2	24
7	DELONG Adam	F					
9	HEMERKA Adam	D	1		1	3	
12	FORMAN Filip	F				1	
13	HAVLAS Matej	F					
16	SINDLER Matyas	F					
17	NEMECEK Ondrej	D		1	1	2	
18	BESTA Jiri	F					
22	BENES Dominik	D					
29	LANGER Filip	F				3	
31	RYPAR Josef	F				1	
30	BENES Martin	GK					
74	BAUER Lukas	GK					
Totals			1	1	2	12	26

Goalkeepers	Saves	%	Played Time
1 HEDLUND Jon	11 / 12	91.67	44:00
31 PARSJO-TEGNER Mans			
Totals	11 / 12	91.67	45:00

Goalkeepers	Saves	%	Played Time
30 BENES Martin			
74 BAUER Lukas	6 / 12	50.00	39:30
Totals	6 / 12	50.00	45:00

Time	Action	SWE - Sweden	Score	CZE - Czech Republic
1st Period				
0:00		1 HEDLUND J Goalkeeper		
0:00				74 BAUER L Goalkeeper
4:21	Goal	20 HAGLUND K Ast: 19 SANKELL J	1 - 0	
6:42	Goal	22 JOHANSSON E Ast: 25 LUNDMARK M	2 - 0	
7:19	Goal	19 SANKELL J Ast: 13 PERSSON L	3 - 0	
11:50	Penalty	13 PERSSON L 2 minutes (Team Penalty Bench)		
2nd Period				
0:00		1 HEDLUND J Goalkeeper		
0:00				74 BAUER L Goalkeeper
5:48	Goal	25 LUNDMARK M Ast: 28 RAMIREZ N	4 - 0	
14:23	Goal	20 HAGLUND K Ast: 28 RAMIREZ N	5 - 0	
3rd Period				
0:00		1 HEDLUND J Goalkeeper		
0:00				74 BAUER L Goalkeeper
4:41	Goal		5 - 1	9 HEMERKA A Ast: 17 NEMECEK O
6:44		1 HEDLUND J Goalkeeper out - Empty net		
7:44	Penalty			31 RYPAR J 2 minutes (Team Penalty Bench)
7:44		1 HEDLUND J Goalkeeper in		
8:59	Penalty	25 LUNDMARK M 2 minutes (Team Penalty Bench)		
9:13				74 BAUER L Goalkeeper out - Empty net

Timing and Results provided by 



Game No: 13

Results

Time	Action	SWE - Sweden		Score	CZE - Czech Republic	
10:17	Penalty				6 KRBEK M	2+2 minutes
10:17					6 KRBEK M	
10:25					74 BAUER L	Goalkeeper in
10:28					74 BAUER L	Goalkeeper out - Empty net
12:15	Penalty	14 GUSTAFSSON T	2 minutes (Team Penalty Bench)			
13:30	Penalty	22 JOHANSSON E	2 minutes (Team Penalty Bench)			
13:30					74 BAUER L	Goalkeeper in
13:44	Goal	13 PERSSON L	Ast: 21 HOLMGREN L	6 - 1		
13:44					74 BAUER L	Goalkeeper out - Empty net

Legend:											
(C)	Captain	Ast	Assists	MP	Matches Played	No	Number	PIM	Penalty in Minutes	Pos	Playing Position
Pts	Points	SOG	Shots on Goals								

Timing and Results provided by  TISSOT





Game No: 14

Start List

FIN - LAT

Referees

WISSMAN Rickard (SWE)
ANDERSSON Thomas (SWE)

FIN - Finland

No.	Name	Pos	MP	Goals	Ast	Pts	PIM
35	TORISEVA Lassi	GK	3				
91	FALDEN Oskari	GK	3				
2	AKOLA Eemeli	D	3	3		3	
4	TYKKYLAINEN Konsta	F	3		2	2	
9	SALIN Eemeli	F	3	4	7	11	
12	SIKKINEN Eetu	F	3	2	2	4	
19	PYLSY Joonas	F	3	4	1	5	
20	SALO Nico	F	3	3	4	7	
36	LASTIKKA Ville	F	3	9	3	12	
66	LEIKKANEN Mikko	D	3		1	1	
70	Joonas RANTALA	F	3	2	6	8	
73	KAINULAINEN Justus	F	3	5	4	9	
77	JOHANSSON Sami	F	3	7	2	9	
81	LEHKOSUO Otto	D	3		4	4	
Team Total				39	37	76	8


FIN		
PR	CAN	18-0
PR	CZE	5-3
PR	USA	16-0

LAT - Latvia

No.	Name	Pos	MP	Goals	Ast	Pts	PIM
1	PLUDUMS Markuss	GK	3				
89	SALCEVICS Janis	GK	3				
4	KRUMINS Morics	D	3	2		2	
5	TUTANS Oskars	D	3		3	3	
7	RAGOVSKIS Janis	D	3		2	2	
12	SAVINS Armands	D	3	1		1	
15	TILTINS Krisjanis	F	3		2	2	
19	AKMENLAUKS Toms	F	3	2	2	4	
21	RAITUMS Artis	F	3	2	6	8	
22	TREKSE Peteris	F	3	2	4	6	
23	RAJECKIS Andris	F	3	4	2	6	
27	PURINS Edgars	F	3	6		6	4
41	JURSEVSKIS Arturs	D	3	1	1	2	
88	KOVALEVSKIS Rolands	F	3	7	1	8	
Team Total				27	23	50	14

LAT		
PR	SWE	6-6
PR	SUI	6-5
PR	THA	15-2

Legend:	(C)	Captain	Ast	Assists	MP	Matches Played	No	Number	PIM	Penalty in Minutes	Pos	Playing Position
	Pts	Points										

Timing and Results provided by  TISSOT



Game No: 14

Results

FIN 5 - 1 LAT

(1 - 0, 1 - 0, 3 - 1)

Referees

WISSMAN Rickard (SWE)
ANDERSSON Thomas (SWE)

FIN - Finland

No.	Name	Pos	Goals	Ast	Pts	SOG	PIM
2	AKOLA Eemeli	D				2	
4	TYKKYLAINEN Konsta	F				1	
9	SALIN Eemeli	F	1	1	2	2	
12	SIKKINEN Eetu	F				1	
19	PYLSY Joonas	F	1		1	2	
20	SALO Nico	F					
36	LASTIKKA Ville	F				1	
66	LEIKKANEN Mikko	D	1		1	1	
70	Joona RANTALA	F					
73	KAINULAINEN Justus	F	1		1	4	
77	JOHANSSON Sami	F	1	2	3	2	
81	LEHKOSUO Otto	D		2	2	1	
35	TORISEVA Lassi	GK					
91	FALDEN Oskari	GK					
Totals			5	5	10	17	2


LAT - Latvia

No.	Name	Pos	Goals	Ast	Pts	SOG	PIM
4	KRUMINS Morics	D				6	
5	TUTANS Oskars	D					
7	RAGOVSKIS Janis	D				2	
12	SAVINS Armands	D				1	
15	TILTINS Krisjanis	F				1	
19	AKMENLAUKS Toms	F					
21	RAITUMS Artis	F					
22	TREKSE Peteris	F					
23	RAJECKIS Andris	F		1	1	1	
27	PURINS Edgars	F	1		1	2	
41	JURSEVSKIS Arturs	D					
88	KOVALEVSKIS Rolands	F				1	
1	PLUDUMS Markuss	GK					
89	SALCEVICIS Janis	GK					
Totals			1	1	2	15	2

Goalkeepers	Saves	%	Played Time
35 TORISEVA Lassi	14 / 15	93.33	44:20
91 FALDEN Oskari			
Totals	14 / 15	93.33	45:00

Goalkeepers	Saves	%	Played Time
1 PLUDUMS Markuss			
89 SALCEVICIS Janis	12 / 17	70.59	43:51
Totals	12 / 17	70.59	45:00

Time	Action	FIN - Finland	Score	LAT - Latvia
1st Period				
0:00		35 TORISEVA L Goalkeeper		
0:00				89 SALCEVICIS J Goalkeeper
5:17	Penalty	19 PYLSY J 2 minutes (Team Penalty Bench)		
14:43	Goal	9 SALIN E Ast: 77 JOHANSSON S	1 - 0	
2nd Period				
0:00		35 TORISEVA L Goalkeeper		
0:00				89 SALCEVICIS J Goalkeeper
9:14				21 RAITUMS A
10:45	Goal	66 LEIKKANEN M Ast: 77 JOHANSSON S	2 - 0	
3rd Period				
0:00		35 TORISEVA L Goalkeeper		
0:00				89 SALCEVICIS J Goalkeeper
1:12	Goal	19 PYLSY J Ast: 81 LEHKOSUO O	3 - 0	
7:16	Goal	73 KAINULAINEN J Ast: 81 LEHKOSUO O	4 - 0	
9:04		35 TORISEVA L Goalkeeper out - Empty net		
9:44	Penalty			23 RAJECKIS A 2 minutes (Team Penalty Bench)
9:44		35 TORISEVA L Goalkeeper in		
11:50				89 SALCEVICIS J Goalkeeper out - Empty net
12:24				89 SALCEVICIS J Goalkeeper in
13:12	Goal		4 - 1	27 PURINS E Ast: 23 RAJECKIS A

Timing and Results provided by 



Game No: 14

Results

Time	Action	FIN - Finland		Score	LAT - Latvia	
13:19					89 SALCEVICS J	Goalkeeper out - Empty net
13:42					89 SALCEVICS J	Goalkeeper in
14:12					89 SALCEVICS J	Goalkeeper out - Empty net
14:24	Goal	77 JOHANSSON S	Ast: 9 SALIN E	5 - 1		
14:24					89 SALCEVICS J	Goalkeeper in

Legend:											
(C)	Captain	Ast	Assists	MP	Matches Played	No	Number	PIM	Penalty in Minutes	Pos	Playing Position
Pts	Points	SOG	Shots on Goals								

Timing and Results provided by  TISSOT





Game No: 2

Start List

FIN - CAN

Referees

KRISTAPSONS Kaspars (LAT)
KUMERDANKS Maris (LAT)

FIN - Finland

No.	Name	Pos	MP	Goals	Ast	Pts	PIM
35	TORISEVA Lassi	GK					
91	FALDEN Oskari	GK					
4	TYKKYLAINEN Konsta	F					
9	SALIN Eemeli	F					
12	SIKKINEN Eetu	F					
19	PYLSY Joonas	F					
20	SALO Nico	F					
32	AKOLA Eemeli	D					
36	LASTIKKA Ville	F					
66	LEIKKANEN Mikko	D					
70	Joonas RANTALA	F					
73	KAINULAINEN Justus	F					
77	JOHANSSON Sami	F					
81	LEHKOSUO Otto	D					
Team Total							


FIN		
PR	CAN	8 JUL
PR	CZE	9 JUL
PR	USA	10 JUL

CAN - Canada

No.	Name	Pos	MP	Goals	Ast	Pts	PIM
30	Jean-Robert GOULET	GK					
39	KASHA Krystof	GK					
7	GRENAPEIN Cedric	F					
9	BUCK Cameron	F					
10	LAQUERRE Justin	F					
13	MAHONEY Patrick	F					
15	WALSH Taylor	F					
20	BERG Lauri	F					
50	JETTE Alex	F					
51	LAVERGNE Francis	D					
55	WALSH Tristan	F					
61	Matthew SMITH	F					
67	LUMIALA Eetu	D					
82	Jonathan KUYSTEN	F					
Team Total							

CAN		
PR	FIN	8 JUL
PR	USA	9 JUL
PR	CZE	10 JUL

Legend:	(C) Captain	Ast Assists	MP Matches Played	No Number	PIM Penalty in Minutes	Pos Playing Position
	Pts Points					

Timing and Results provided by  TISSOT





Game No: 2

Results

FIN 18 - 0 CAN
(5 - 0, 6 - 0, 7 - 0)

Referees

KRISTAPSONS Kaspars (LAT)
KUMERDANKS Maris (LAT)

FIN - Finland

No.	Name	Pos	Goals	Ast	Pts	SOG	PIM
4	TYKKYLAINEN Konsta	F					
9	SALIN Eemeli	F	2	3	5	2	
12	SIKKINEN Eetu	F	1		1	1	
19	PYLSY Joonas	F	1	1	2	1	
20	SALO Nico	F	3	3	6	3	
32	AKOLA Eemeli	D	2		2	2	
36	LASTIKKA Ville	F	6	1	7	6	
66	LEIKKANEN Mikko	D		1	1		
70	Joonas RANTALA	F	1	4	5	1	
73	KAINULAINEN Justus	F	1	2	3	1	
77	JOHANSSON Sami	F	1	2	3	1	
81	LEHKOSUO Otto	D		1	1		
35	TORISEVA Lassi	GK					
91	FALDEN Oskari	GK					
Totals			18	18	36	18	4


CAN - Canada

No.	Name	Pos	Goals	Ast	Pts	SOG	PIM
7	GRENAPIN Cedric	F					
9	BUCK Cameron	F					
10	LAQUERRE Justin	F					
13	MAHONEY Patrick	F					
15	WALSH Taylor	F					
20	BERG Lauri	F					
50	JETTE Alex	F					
51	LAVERGNE Francis	D					
55	WALSH Tristan	F					
61	Matthew SMITH	F					
67	LUMIALA Eetu	D					
82	Jonathan KUYSTEN	F					
30	Jean-Robert GOULET	GK					
39	KASHA Krystof	GK					
Totals							2

Goalkeepers	Saves	%	Played Time
35 TORISEVA Lassi			30:00
91 FALDEN Oskari			15:00
Totals			45:00

Goalkeepers	Saves	%	Played Time
30 Jean-Robert GOULET	0 / 8	0.00	17:14
39 KASHA Krystof	0 / 10	0.00	27:46
Totals	0 / 18	0.00	45:00

Time	Action	FIN - Finland	Score	CAN - Canada
1st Period				
0:00		35 TORISEVA L Goalkeeper		
0:00				30 J GOULET Goalkeeper
3:03	Goal	20 SALO N Ast: 9 SALIN E	1 - 0	
5:58	Goal	70 J RANTALA Ast: 66 LEIKKANEN M	2 - 0	
8:51	Goal	36 LASTIKKA V Ast: 73 KAINULAINEN J	3 - 0	
10:54	Goal	36 LASTIKKA V Ast: 20 SALO N	4 - 0	
14:15	Goal	9 SALIN E Ast: 70 J RANTALA	5 - 0	
2nd Period				
0:00		35 TORISEVA L Goalkeeper		
0:00				30 J GOULET Goalkeeper
0:08	Goal	20 SALO N Ast: 77 JOHANSSON S	6 - 0	
1:39	Goal	73 KAINULAINEN J Ast: 70 J RANTALA	7 - 0	
2:14	Goal	77 JOHANSSON S Ast: 9 SALIN E	8 - 0	
2:14				GK out: 30 J GOULET GK in: 39 KASHA K
4:00	Penalty			82 J KUYSTEN 2 minutes (Team Penalty Bench)
5:12	Goal	20 SALO N Ast: 36 LASTIKKA V	9 - 0	
7:14	Goal	19 PYLSY J Ast: 73 KAINULAINEN J	10 - 0	
10:19	Goal	36 LASTIKKA V Ast: 81 LEHKOSUO O	11 - 0	
3rd Period				
0:00		91 FALDEN O Goalkeeper		

Timing and Results provided by 




Game No: 2

Results

Time	Action	FIN - Finland		Score	CAN - Canada	
0:00					39 KASHA K	Goalkeeper
0:35	Goal	36 LASTIKKA V	Ast: 70 J RANTALA	12 - 0		
3:10	Goal	9 SALIN E	Ast: 77 JOHANSSON S	13 - 0		
3:30	Goal	36 LASTIKKA V	Ast: 19 PYLSY J	14 - 0		
6:10	Goal	32 AKOLA E	Ast: 9 SALIN E	15 - 0		
8:19	Goal	36 LASTIKKA V	Ast: 70 J RANTALA	16 - 0		
11:50	Penalty	32 AKOLA E	2 minutes (Team Penalty Bench)			
13:09	Goal	12 SIKKINEN E	Ast: 20 SALO N	17 - 0		
14:23	Goal	32 AKOLA E	Ast: 20 SALO N	18 - 0		
14:48	Penalty	73 KAINULAINEN J	2 minutes (Team Penalty Bench)			

Legend:											
(C)	Captain	Ast	Assists	MP	Matches Played	No	Number	PIM	Penalty in Minutes	Pos	Playing Position
Pts	Points	SOG	Shots on Goals								

Timing and Results provided by  TISSOT





Game No: 4

Start List

CZE - USA

Referees

HEINOLA Henri (FIN)
MARTTINEN Manu (FIN)

CZE - Czech Republic

No.	Name	Pos	MP	Goals	Ast	Pts	PIM
30	BENES Martin	GK					
74	BAUER Lukas	GK					
4	PUNCOCHAR Lukas	D					
6	KRBEK Mikulas	F					
7	DELONG Adam	F					
9	HEMERKA Adam	D					
12	FORMAN Filip	F					
13	HAVLAS Matej	F					
16	SINDLER Matyas	F					
17	NEMECEK Ondrej	D					
18	BESTA Jiri	F					
22	BENES Dominik	D					
29	LANGER Filip	F					
31	RYPAR Josef	F					
Team Total							


CZE		
PR	USA	8 JUL
PR	FIN	9 JUL
PR	CAN	10 JUL

USA - United States of America

No.	Name	Pos	MP	Goals	Ast	Pts	PIM
89	GLANZMANN Keven	GK					
99	STOCKLI Sebastian	GK					
5	MOLLER Jonathan	D					
6	WILLIAMSSON Liam	D					
8	BLANCO Maximus	F					
13	FEUSI Dario	D					
16	HANSEN David	F					
19	Matthew Ryan NIELSEN	F					
23	Colin Kenai AEBERSOLD	F					
64	CONNOR Case	F					
71	SROUBEK Adam	F					
79	VAHA-VAHE Mikko	F					
88	HEARNS Reed	D					
93	MOSER Derek	F					
Team Total							

USA		
PR	CZE	8 JUL
PR	CAN	9 JUL
PR	FIN	10 JUL

Legend:	(C)	Ast	MP	No	PIM	Pos
	Captain	Assists	Matches Played	Number	Penalty in Minutes	Playing Position
	Pts	Points				

Timing and Results provided by  TISSOT





Game No: 4

Results

CZE 13 - 1 USA

(3 - 0, 6 - 0, 4 - 1)

Referees

HEINOLA Henri (FIN)
MARTTINEN Manu (FIN)

CZE - Czech Republic

No.	Name	Pos	Goals	Ast	Pts	SOG	PIM
4	PUNCOCHAR Lukas	D	1		1	3	
6	KRBEC Mikulas	F		1	1	6	
7	DELONG Adam	F	2	2	4	4	
9	HEMERKA Adam	D				3	
12	FORMAN Filip	F	1	1	2	4	
13	HAVLAS Matej	F	1		1	6	
16	SINDLER Matyas	F		2	2	2	
17	NEMECEK Ondrej	D		2	2	2	
18	BESTA Jiri	F	2	1	3	2	
22	BENES Dominik	D	1	2	3	3	
29	LANGER Filip	F	2	1	3	9	
31	RYPAR Josef	F	3	1	4	5	
30	BENES Martin	GK					
74	BAUER Lukas	GK					
Totals			13	13	26	49	2


USA - United States of America

No.	Name	Pos	Goals	Ast	Pts	SOG	PIM
5	MOLLER Jonathan	D					
6	WILLIAMSSON Liam	D					
8	BLANCO Maximus	F	1		1	2	
13	FEUSI Dario	D					
16	HANSEN David	F					1
19	Matthew Ryan NIELSEN	F					
23	Colin Kenai AEBERSOLD	F					
64	CONNOR Case	F		1	1	2	
71	SROUBEK Adam	F					1
79	VAHA-VAHE Mikko	F					
88	HEARNS Reed	D					1
93	MOSER Derek	F					
89	GLANZMANN Keven	GK					
99	STOCKLI Sebastian	GK					
Totals			1	1	2	7	

Goalkeepers	Saves	%	Played Time
30 BENES Martin			
74 BAUER Lukas	6 / 7	85.71	45:00
Totals	6 / 7	85.71	45:00

Goalkeepers	Saves	%	Played Time
89 GLANZMANN Keven	36 / 49	73.47	45:00
99 STOCKLI Sebastian			
Totals	36 / 49	73.47	45:00

Time	Action	CZE - Czech Republic	Score	USA - United States of America
1st Period				
0:00		74 BAUER L Goalkeeper		
0:00				89 GLANZMANN K Goalkeeper
0:55	Goal	31 RYPAR J Ast: 12 FORMAN F	1 - 0	
11:04	Goal	18 BESTA J Ast: 31 RYPAR J	2 - 0	
13:31	Goal	13 HAVLAS M Ast: 17 NEMECEK O	3 - 0	
14:12	Penalty	29 LANGER F 2 minutes (Team Penalty Bench)		
2nd Period				
0:00		74 BAUER L Goalkeeper		
0:00				89 GLANZMANN K Goalkeeper
1:03	Goal	31 RYPAR J Ast: 7 DELONG A	4 - 0	
3:26	Goal	29 LANGER F Ast: 17 NEMECEK O	5 - 0	
6:21	Goal	7 DELONG A Ast: 22 BENES D	6 - 0	
10:53	Goal	18 BESTA J Ast: 7 DELONG A	7 - 0	
12:07	Goal	31 RYPAR J Ast: 16 SINDLER M	8 - 0	
13:15	Goal	7 DELONG A Ast: 22 BENES D	9 - 0	
3rd Period				
0:00		74 BAUER L Goalkeeper		
0:00				89 GLANZMANN K Goalkeeper
1:53	Goal	12 FORMAN F Ast: 16 SINDLER M	10 - 0	
2:31	Goal	29 LANGER F Ast: 6 KRBEC M	11 - 0	

Timing and Results provided by  TISSOT





Game No: 4

Results

Time	Action	CZE - Czech Republic		Score	USA - United States of America	
6:40	Goal	22	BENES D Ast: 18 BESTA J	12 - 0		
6:52	Goal			12 - 1	8	BLANCO M Ast: 64 CONNOR C
8:19	Goal	4	PUNCOCHAR L Ast: 29 LANGER F	13 - 1		

Legend:											
(C)	Captain	Ast	Assists	MP	Matches Played	No	Number	PIM	Penalty in Minutes	Pos	Playing Position
Pts	Points	SOG	Shots on Goals								

Timing and Results provided by  TISSOT





Game No: 6

Start List

FIN - CZE

Referees

KRISTAPSONS Kaspars (LAT)
KUMERDANKS Maris (LAT)

FIN - Finland

No.	Name	Pos	MP	Goals	Ast	Pts	PIM
35	TORISEVA Lassi	GK	1				
91	FALDEN Oskari	GK	1				
2	AKOLA Eemeli	D	1				
4	TYKKYLAINEN Konsta	F	1				
9	SALIN Eemeli	F	1	2	3	5	
12	SIKKINEN Eetu	F	1	1		1	
19	PYLSY Joonas	F	1	1	1	2	
20	SALO Nico	F	1	3	3	6	
36	LASTIKKA Ville	F	1	6	1	7	
66	LEIKKANEN Mikko	D	1		1	1	
70	Joonas RANTALA	F	1	1	4	5	
73	KAINULAINEN Justus	F	1	1	2	3	
77	JOHANSSON Sami	F	1	1	2	3	
81	LEHKOSUO Otto	D	1		1	1	
Team Total				18	18	36	4


FIN		
PR	CAN	18-0
PR	CZE	9 JUL
PR	USA	10 JUL

CZE - Czech Republic

No.	Name	Pos	MP	Goals	Ast	Pts	PIM
30	BENES Martin	GK	1				
74	BAUER Lukas	GK	1				
4	PUNCOCHAR Lukas	D	1	1		1	
6	KRBEC Mikulas	F	1		1	1	
7	DELONG Adam	F	1	2	2	4	
9	HEMERKA Adam	D	1				
12	FORMAN Filip	F	1	1	1	2	
13	HAVLAS Matej	F	1	1		1	
16	SINDLER Matyas	F	1		2	2	
17	NEMECEK Ondrej	D	1		2	2	
18	BESTA Jiri	F	1	2	1	3	
22	BENES Dominik	D	1	1	2	3	
29	LANGER Filip	F	1	2	1	3	
31	RYPAR Josef	F	1	3	1	4	
Team Total				13	13	26	2

CZE		
PR	USA	13-1
PR	FIN	9 JUL
PR	CAN	10 JUL

Legend:	(C)	Ast	MP	No	PIM	Pos
Captain	Assists	Matches Played	Number	Penalty in Minutes	Playing Position	
Pts	Points					

Timing and Results provided by  TISSOT



Game No: 6

Results

FIN 5 - 3 CZE

(2 - 0, 2 - 1, 1 - 2)

Referees

KRISTAPSONS Kaspars (LAT)
KUMERDANKS Maris (LAT)

FIN - Finland

No.	Name	Pos	Goals	Ast	Pts	SOG	PIM
2						1	
4	TYKKYLAINEN Konsta	F					
9	SALIN Eemeli	F		1	1	3	
12	SIKKINEN Eetu	F				1	
19	PYLSY Joonas	F				1	
20	SALO Nico	F		1	1		
36	LASTIKKA Ville	F	1		1	1	
66	LEIKKANEN Mikko	D				3	
70	Joona RANTALA	F				1	
73	KAINULAINEN Justus	F	2		2	2	
77	JOHANSSON Sami	F	2		2	2	
81	LEHKOSUO Otto	D		1	1		
35	TORISEVA Lassi	GK					
91	FALDEN Oskari	GK					
Totals			5	3	8	15	2


CZE - Czech Republic

No.	Name	Pos	Goals	Ast	Pts	SOG	PIM
4	PUNCOCHAR Lukas	D					
6	KRBEC Mikulas	F	1		1	1	
7	DELONG Adam	F				2	
9	HEMERKA Adam	D				1	
12	FORMAN Filip	F	1	1	2	1	
13	HAVLAS Matej	F				2	
16	SINDLER Matyas	F		1	1		
17	NEMECEK Ondrej	D	1		1	1	
18	BESTA Jiri	F					
22	BENES Dominik	D					
29	LANGER Filip	F				1	
31	RYPAR Josef	F			1	1	
30	BENES Martin	GK					
74	BAUER Lukas	GK					
Totals			3	3	6	9	4

Goalkeepers	Saves	%	Played Time
35 TORISEVA Lassi	6 / 9	66.67	45:00
91 FALDEN Oskari			
Totals	6 / 9	66.67	45:00

Goalkeepers	Saves	%	Played Time
30 BENES Martin			
74 BAUER Lukas	10 / 15	66.67	42:40
Totals	10 / 15	66.67	45:00

Time	Action	FIN - Finland	Score	CZE - Czech Republic
1st Period				
0:00		35 TORISEVA L Goalkeeper		
0:00				74 BAUER L Goalkeeper
6:55	Goal	77 JOHANSSON S Ast: 9 SALIN E	1 - 0	
9:39	Penalty			12 FORMAN F 2 minutes (Team Penalty Bench)
14:59	Goal	77 JOHANSSON S Ast: 20 SALO N	2 - 0	
2nd Period				
0:00		35 TORISEVA L Goalkeeper		
0:00				74 BAUER L Goalkeeper
4:07	Penalty			31 RYPAR J 2 minutes (Team Penalty Bench)
5:34	Goal	73 KAINULAINEN J	3 - 0	
5:39	Penalty	2 AKOLA E 2 minutes (Team Penalty Bench)		
7:34	Goal		3 - 1	17 NEMECEK O Ast: 12 FORMAN F
14:05	Penalty Goal	73 KAINULAINEN J	4 - 1	
3rd Period				
0:00		35 TORISEVA L Goalkeeper		
0:00				74 BAUER L Goalkeeper
3:57	Goal	36 LASTIKKA V Ast: 81 LEHKOSUO O	5 - 1	
6:00	Goal		5 - 2	12 FORMAN F Ast: 31 RYPAR J
7:55	Goal		5 - 3	6 KRBEC M Ast: 16 SINDLER M
12:24				74 BAUER L Goalkeeper out - Empty net

Timing and Results provided by  TISSOT





Game No: 6

Results

Time	Action	FIN - Finland	Score	CZE - Czech Republic
13:38				74 BAUER L Goalkeeper in
13:54				74 BAUER L Goalkeeper out - Empty net

Legend:											
(C)	Captain	Ast	Assists	MP	Matches Played	No	Number	PIM	Penalty in Minutes	Pos	Playing Position
Pts	Points	SOG	Shots on Goals								

Timing and Results provided by  TISSOT





Game No: 8

Start List

USA - CAN

Referees

ANDERSSON Thomas (SWE)
WISSMAN Rickard (SWE)

USA - United States of America

No.	Name	Pos	MP	Goals	Ast	Pts	PIM
89	GLANZMANN Keven	GK	1				
99	STOCKLI Sebastian	GK	1				
5	MOLLER Jonathan	D	1				
6	WILLIAMSSON Liam	D	1				
8	BLANCO Maximus	F	1	1		1	
13	FEUSI Dario	D	1				
16	HANSEN David	F	1				
19	Matthew Ryan NIELSEN	F	1				
23	Colin Kenai AEBERSOLD	F	1				
64	CONNOR Case	F	1		1	1	
71	SROUBEK Adam	F	1				
88	HEARNS Reed	D	1				
93	MOSER Derek	F	1				
Team Total				1	1	2	


USA		
PR	CZE	1 - 13
PR	CAN	9 JUL
PR	FIN	10 JUL

CAN - Canada

No.	Name	Pos	MP	Goals	Ast	Pts	PIM
30	Jean-Robert GOULET	GK	1				
39	KASHA Krystof	GK	1				
7	GRENAPIN Cedric	F	1				
9	BUCK Cameron	F	1				
10	LAQUERRE Justin	F	1				
13	MAHONEY Patrick	F	1				
15	WALSH Taylor	F	1				
20	BERG Lauri	F	1				
50	JETTE Alex	F	1				
51	LAVERGNE Francis	D	1				
55	WALSH Tristan	F	1				
61	Matthew SMITH	F	1				
67	LUMIALA Eetu	D	1				
82	Jonathan KUYSTEN	F	1				
Team Total							2

CAN		
PR	FIN	0 - 18
PR	USA	9 JUL
PR	CZE	10 JUL

Legend:	(C)	Ast	MP	No	PIM	Pos
Captain	Points	Assists	Matches Played	Number	Penalty in Minutes	Playing Position

Timing and Results provided by  TISSOT



Game No: 8

Results

USA 3 - 9 CAN

(0 - 2, 1 - 2, 2 - 5)

Referees

ANDERSSON Thomas (SWE)
WISSMAN Rickard (SWE)

USA - United States of America

No.	Name	Pos	Goals	Ast	Pts	SOG	PIM
5	MOLLER Jonathan	D					
6	WILLIAMSSON Liam	D					
8	BLANCO Maximus	F	1		1	3	
13	FEUSI Dario	D					
16	HANSEN David	F		1	1		
19	Matthew Ryan NIELSEN	F					
23	Colin Kenai AEBERSOLD	F	1		1	1	
64	CONNOR Case	F					
71	SROUBEK Adam	F	1		1	2	
88	HEARNS Reed	D				3	
93	MOSER Derek	F					
89	GLANZMANN Keven	GK					
99	STOCKLI Sebastian	GK					
Totals			3	1	4	9	4


CAN - Canada

No.	Name	Pos	Goals	Ast	Pts	SOG	PIM
7	GRENAPIN Cedric	F		1	1	1	
9	BUCK Cameron	F	3		3	6	
10	LAQUERRE Justin	F	2	1	3	3	
13	MAHONEY Patrick	F	1		1	2	
15	WALSH Taylor	F					
20	BERG Lauri	F		1	1	1	
50	JETTE Alex	F				1	
51	LAVERGNE Francis	D					
55	WALSH Tristan	F	3		3	3	
61	Matthew SMITH	F		3	3		
67	LUMIALA Eetu	D		1	1	2	
82	Jonathan KUYSTEN	F		1	1	1	
30	Jean-Robert GOULET	GK					
39	KASHA Krystof	GK					
Totals			9	8	17	20	8

Goalkeepers	Saves	%	Played Time
89 GLANZMANN Keven			
99 STOCKLI Sebastian	11 / 20	55.00	43:09
Totals	11 / 20	55.00	45:00

Goalkeepers	Saves	%	Played Time
30 Jean-Robert GOULET			
39 KASHA Krystof	6 / 9	66.67	45:00
Totals	6 / 9	66.67	45:00

Time	Action	USA - United States of America	Score	CAN - Canada
1st Period				
0:00		99 STOCKLI S Goalkeeper		
0:00				39 KASHA K Goalkeeper
12:18	Goal		0 - 1	9 BUCK C Ast: 61 M SMITH
13:50	Goal		0 - 2	55 WALSH T Ast: 7 GRENAPIN C
2nd Period				
0:00		99 STOCKLI S Goalkeeper		
0:00				39 KASHA K Goalkeeper
1:28	Goal		0 - 3	10 LAQUERRE J Ast: 67 LUMIALA E
3:48	Goal	71 SROUBEK A Ast: 16 HANSEN D	1 - 3	
5:24	Penalty			10 LAQUERRE J 2 minutes (Team Penalty Bench)
7:30	Penalty			82 J KUYSTEN 2 minutes (Team Penalty Bench)
7:30	Penalty	71 SROUBEK A 2 minutes (Team Penalty Bench)		
12:59	Goal		1 - 4	9 BUCK C Ast: 61 M SMITH
3rd Period				
0:00		99 STOCKLI S Goalkeeper		
0:00				39 KASHA K Goalkeeper
2:11	Penalty	13 FEUSI D 2 minutes (Team Penalty Bench)		
2:50	Goal		1 - 5	13 MAHONEY P Ast: 61 M SMITH
3:42	Goal		1 - 6	55 WALSH T Ast: 10 LAQUERRE J
4:30	Goal	23 C AEBERSOLD	2 - 6	

Timing and Results provided by 



Game No: 8

Results

Time	Action	USA - United States of America		Score	CAN - Canada	
6:25		99 STOCKLI S	Goalkeeper out - Empty net			
6:59	Penalty				9 BUCK C	2 minutes (Team Penalty Bench)
6:59		99 STOCKLI S	Goalkeeper in			
8:51	Goal	8 BLANCO M		3 - 6		
9:19		99 STOCKLI S	Goalkeeper out - Empty net			
10:03	Penalty				55 WALSH T	2 minutes (Team Penalty Bench)
10:03		99 STOCKLI S	Goalkeeper in			
10:55	Goal			3 - 7	9 BUCK C	Ast: 82 J KUYSTEN
12:25		99 STOCKLI S	Goalkeeper out - Empty net			
12:52		99 STOCKLI S	Goalkeeper in			
13:02		99 STOCKLI S	Goalkeeper out - Empty net			
13:08	Goal			3 - 8	10 LAQUERRE J	
13:08		99 STOCKLI S	Goalkeeper in			
14:51	Goal			3 - 9	55 WALSH T	Ast: 20 BERG L

Legend:											
(C)	Captain	Ast	Assists	MP	Matches Played	No	Number	PIM	Penalty in Minutes	Pos	Playing Position
Pts	Points	SOG	Shots on Goals								

Timing and Results provided by  TISSOT





Game No: 11

Start List

CZE - CAN

Referees

HEINOLA Henri (FIN)
MARTTINEN Manu (FIN)

CZE - Czech Republic

No.	Name	Pos	MP	Goals	Ast	Pts	PIM
30	BENES Martin	GK	2				
74	BAUER Lukas	GK	2				
4	PUNCOCHAR Lukas	D	2	1		1	
6	KRBEC Mikulas	F	2	1	1	2	
7	DELONG Adam	F	2	2	2	4	
9	HEMERKA Adam	D	2				
12	FORMAN Filip	F	2	2	2	4	
13	HAVLAS Matej	F	2	1		1	
16	SINDLER Matyas	F	2		3	3	
17	NEMECEK Ondrej	D	2	1	2	3	
18	BESTA Jiri	F	2	2	1	3	
22	BENES Dominik	D	2	1	2	3	
29	LANGER Filip	F	2	2	1	3	
31	RYPAR Josef	F	2	3	2	5	
Team Total				16	16	32	6


CZE		
PR	USA	13-1
PR	FIN	3-5
PR	CAN	10 JUL

CAN - Canada

No.	Name	Pos	MP	Goals	Ast	Pts	PIM
30	Jean-Robert GOULET	GK	2				
39	KASHA Krystof	GK	2				
7	GRENAPEIN Cedric	F	2		1	1	
9	BUCK Cameron	F	2	3		3	
10	LAQUERRE Justin	F	2	2	1	3	
13	MAHONEY Patrick	F	2	1		1	
15	WALSH Taylor	F	2				
20	BERG Lauri	F	2		1	1	
50	JETTE Alex	F	2				
51	LAVERGNE Francis	D	2				
55	WALSH Tristan	F	2	3		3	
61	Matthew SMITH	F	2		3	3	
67	LUMIALA Eetu	D	2		1	1	
82	Jonathan KUYSTEN	F	2		1	1	
Team Total				9	8	17	10

CAN		
PR	FIN	0-18
PR	USA	9-3
PR	CZE	10 JUL

Legend:	(C)	Ast	MP	No	PIM	Pos
	Captain	Assists	Matches Played	Number	Penalty in Minutes	Playing Position
	Pts	Points				

Timing and Results provided by 





Game No: 11

Results

CZE 17 - 0 CAN

(4 - 0, 7 - 0, 6 - 0)

Referees

HEINOLA Henri (FIN)
MARTTINEN Manu (FIN)

CZE - Czech Republic

No.	Name	Pos	Goals	Ast	Pts	SOG	PIM
4	PUNCOCHAR Lukas	D				3	
6	KRBEC Mikulas	F	4	2	6	5	
7	DELONG Adam	F	2	2	4	5	
9	HEMERKA Adam	D	1	2	3	1	
12	FORMAN Filip	F	1	2	3	4	
13	HAVLAS Matej	F	4	2	6	4	
16	SINDLER Matyas	F		2	2	1	
17	NEMECEK Ondrej	D		1	1	2	
18	BESTA Jiri	F	3	1	4	4	
22	BENES Dominik	D				1	
29	LANGER Filip	F		1	1	2	
31	RYPAR Josef	F	2	1	3	4	
30	BENES Martin	GK					
74	BAUER Lukas	GK					
Totals			17	17	34	36	2


CAN - Canada

No.	Name	Pos	Goals	Ast	Pts	SOG	PIM
7	GRENAPIN Cedric	F				1	
9	BUCK Cameron	F				1	
10	LAQUERRE Justin	F					
13	MAHONEY Patrick	F					
15	WALSH Taylor	F					
20	BERG Lauri	F					
50	JETTE Alex	F					
51	LAVERGNE Francis	D					
55	WALSH Tristan	F				1	
61	Matthew SMITH	F					
67	LUMIALA Eetu	D				1	
82	Jonathan KUYSTEN	F				1	
30	Jean-Robert GOULET	GK					
39	KASHA Krystof	GK					
Totals						5	4

Goalkeepers	Saves	%	Played Time
30 BENES Martin	5 / 6	83.33	45:00
74 BAUER Lukas			
Totals	5 / 5	100.00	45:00

Goalkeepers	Saves	%	Played Time
30 Jean-Robert GOULET	7 / 12	58.33	14:40
39 KASHA Krystof	12 / 23	52.17	30:20
Totals	19 / 36	52.78	45:00

Time	Action	CZE - Czech Republic	Score	CAN - Canada
1st Period				
0:00		30 BENES M Goalkeeper		
0:00				39 KASHA K Goalkeeper
3:23	Goal	31 RYPAR J Ast: 16 SINDLER M	1 - 0	
8:07	Goal	7 DELONG A Ast: 16 SINDLER M	2 - 0	
8:35	Goal	6 KRBEC M Ast: 9 HEMERKA A	3 - 0	
11:13	Goal	7 DELONG A Ast: 31 RYPAR J	4 - 0	
2nd Period				
0:00		30 BENES M Goalkeeper		
0:00				39 KASHA K Goalkeeper
1:16	Goal	13 HAVLAS M Ast: 6 KRBEC M	5 - 0	
4:51	Goal	13 HAVLAS M Ast: 9 HEMERKA A	6 - 0	
5:15	Goal	18 BESTA J Ast: 7 DELONG A	7 - 0	
5:15				GK out: 39 KASHA K GK in: 30 J GOULET
5:38	Goal	9 HEMERKA A Ast: 6 KRBEC M	8 - 0	
6:33	Goal	18 BESTA J Ast: 12 FORMAN F	9 - 0	
7:00	Penalty			61 M SMITH 2 minutes (Team Penalty Bench)
7:38	Goal	31 RYPAR J Ast: 7 DELONG A	10 - 0	
10:10	Goal	13 HAVLAS M Ast: 29 LANGER F	11 - 0	
3rd Period				
0:00		30 BENES M Goalkeeper		

Timing and Results provided by  TISSOT





Game No: 11

Results

Time	Action	CZE - Czech Republic		Score	CAN - Canada	
0:00					30 J GOULET	Goalkeeper
0:00	Penalty	16 SINDLER M	2 minutes (Team Penalty Bench)			
3:41	Goal	6 KRBEK M	Ast: 13 HAVLAS M	12 - 0		
4:38	Goal	12 FORMAN F	Ast: 18 BESTA J	13 - 0		
4:55					GK out: 30 J GOULET	GK in: 39 KASHA K
4:55	Goal	6 KRBEK M		14 - 0		
8:15	Goal	6 KRBEK M	Ast: 13 HAVLAS M	15 - 0		
9:59	Goal	18 BESTA J	Ast: 12 FORMAN F	16 - 0		
10:11	Goal	13 HAVLAS M	Ast: 17 NEMECEK O	17 - 0		
12:23	Penalty				82 J KUYSTEN	2 minutes (Team Penalty Bench)

Legend:	(C)	Ast	MP	No	PIM	Pos
Captain	Assists	Matches Played	Number	Penalty in Minutes	Playing Position	
Pts	Points	SOG	Shots on Goals			

Timing and Results provided by  TISSOT





Game No: 12

Start List

USA - FIN

Referees

WEHINGER Corina (SUI)
ZURBUCHEN Sandra (SUI)

USA - United States of America

No.	Name	Pos	MP	Goals	Ast	Pts	PIM
89	GLANZMANN Keven	GK	2				
99	STOCKLI Sebastian	GK	2				
5	MOLLER Jonathan	D	2				
6	WILLIAMSSON Liam	D	2				
8	BLANCO Maximus	F	2	2		2	
13	FEUSI Dario	D	2				
16	HANSEN David	F	2		1	1	
19	Matthew Ryan NIELSEN	F	2				
23	Colin Kenai AEBERSOLD	F	2	1		1	
64	CONNOR Case	F	2		1	1	
71	SROUBEK Adam	F	2	1		1	
79	VAHA-VAHE Mikko	F	1				
88	HEARNS Reed	D	2				
93	MOSER Derek	F	2				
Team Total				4	2	6	4

USA		
PR	CZE	1 - 13
PR	CAN	3 - 9
PR	FIN	10 JUL

FIN - Finland

No.	Name	Pos	MP	Goals	Ast	Pts	PIM
35	TORISEVA Lassi	GK	2				
91	FALDEN Oskari	GK	2				
4	TYKKYLAINEN Konsta	F	2				
9	SALIN Eemeli	F	2	2	4	6	
12	SIKKINEN Eetu	F	2	1		1	
19	PYLSY Joonas	F	2	1	1	2	
20	SALO Nico	F	2	3	4	7	
32	AKOLA Eemeli	D	2	2		2	
36	LASTIKKA Ville	F	2	7	1	8	
66	LEIKKANEN Mikko	D	2		1	1	
70	Joonas RANTALA	F	2	1	4	5	
73	KAINULAINEN Justus	F	2	3	2	5	
77	JOHANSSON Sami	F	2	3	2	5	
81	LEHKOSUO Otto	D	2		2	2	
Team Total				23	21	44	6

FIN		
PR	CAN	18 - 0
PR	CZE	5 - 3
PR	USA	10 JUL

Legend:	(C)	Ast	MP	No	PIM	Pos
Captain	Assists	Matches Played	Number	Penalty in Minutes	Playing Position	
Pts	Points					

Timing and Results provided by  TISSOT



Game No: 12

Results

USA 0 - 16 FIN

(0 - 6, 0 - 6, 0 - 4)

Referees

WEHINGER Corina (SUI)
ZURBUCHEN Sandra (SUI)

USA - United States of America

No.	Name	Pos	Goals	Ast	Pts	SOG	PIM
5	MOLLER Jonathan	D					
6	WILLIAMSSON Liam	D				1	
8	BLANCO Maximus	F					
13	FEUSI Dario	D					
16	HANSEN David	F					
19	Matthew Ryan NIELSEN	F				2	
23	Colin Kenai AEBERSOLD	F					
64	CONNOR Case	F				1	
71	SROUBEK Adam	F					
79	VAHA-VAHE Mikko	F					
88	HEARNS Reed	D					
93	MOSER Derek	F					
89	GLANZMANN Keven	GK					
99	STOCKLI Sebastian	GK					
Totals						4	6


FIN - Finland

No.	Name	Pos	Goals	Ast	Pts	SOG	PIM
4	TYKKYLAINEN Konsta	F		2	2	1	
9	SALIN Eemeli	F	2	3	5	4	
12	SIKKINEN Eetu	F	1	2	3	5	
19	PYLSY Joonas	F	3		3	4	
20	SALO Nico	F					
32	AKOLA Eemeli	D	1		1	1	
36	LASTIKKA Ville	F	2	2	4	7	
66	LEIKKANEN Mikko	D					
70	Joonas RANTALA	F	1	2	3	3	
73	KAINULAINEN Justus	F	2	2	4	7	
77	JOHANSSON Sami	F	4		4	7	
81	LEHKOSUO Otto	D		2	2	3	
35	TORISEVA Lassi	GK					
91	FALDEN Oskari	GK					
Totals			16	16	32	42	2

Goalkeepers	Saves	%	Played Time
89 GLANZMANN Keven			
99 STOCKLI Sebastian	26 / 42	61.90	45:00
Totals	26 / 42	61.90	43:29

Goalkeepers	Saves	%	Played Time
35 TORISEVA Lassi			
91 FALDEN Oskari	4 / 4	100.00	45:00
Totals	4 / 4	100.00	43:29

Time	Action	USA - United States of America	Score	FIN - Finland
1st Period				
0:00		99 STOCKLI S Goalkeeper		
0:00				91 FALDEN O Goalkeeper
0:17	Goal		0 - 1	77 JOHANSSON S
1:46	Goal		0 - 2	9 SALIN E Ast: 12 SIKKINEN E
3:16	Goal		0 - 3	77 JOHANSSON S Ast: 9 SALIN E
7:05	Goal		0 - 4	73 KAINULAINEN J Ast: 81 LEHKOSUO O
11:03	Goal		0 - 5	9 SALIN E Ast: 12 SIKKINEN E
13:07	Goal		0 - 6	19 PYLSY J Ast: 70 J RANTALA
2nd Period				
0:00		99 STOCKLI S Goalkeeper		
0:00				91 FALDEN O Goalkeeper
1:01	Goal		0 - 7	73 KAINULAINEN J Ast: 36 LASTIKKA V
6:47	Goal		0 - 8	77 JOHANSSON S Ast: 4 TYKKYLAINEN K
6:55	Penalty	88 HEARNS R 2 minutes (Team Penalty Bench)		
7:25	Goal		0 - 9	19 PYLSY J Ast: 70 J RANTALA
8:34	Penalty	23 C AEBERSOLD 2 minutes (Team Penalty Bench)		
9:03	Goal		0 - 10	19 PYLSY J Ast: 36 LASTIKKA V
11:21	Goal		0 - 11	77 JOHANSSON S Ast: 9 SALIN E
14:09	Goal		0 - 12	36 LASTIKKA V Ast: 73 KAINULAINEN J

Timing and Results provided by  TISSOT




Game No: 12

Results

3rd Period						
Time	Action	USA - United States of America		Score	FIN - Finland	
0:00		99	STOCKLI S	Goalkeeper		
0:00					91	FALDEN O Goalkeeper
1:31	Goal			0 - 13	36	LASTIKKA V Ast: 73 KAINULAINEN J
7:03	Goal			0 - 14	70	J RANTALA Ast: 81 LEHKOSUO O
8:02	Goal			0 - 15	12	SIKKINEN E Ast: 4 TYKKYLAINEN K
14:02	Goal			0 - 16	32	AKOLA E Ast: 9 SALIN E
14:41	Penalty				70	J RANTALA 2 minutes (Team Penalty Bench)
14:57	Penalty	13	FEUSI D	2 minutes (Team Penalty Bench)		

Legend:											
(C)	Captain	Ast	Assists	MP	Matches Played	No	Number	PIM	Penalty in Minutes	Pos	Playing Position
Pts	Points	SOG	Shots on Goals								

Timing and Results provided by  TISSOT





Game No: 1

Start List

SWE - LAT

Referees

WEHINGER Corina (SUI)
ZURBUCHEN Sandra (SUI)

SWE - Sweden

No.	Name	Pos	MP	Goals	Ast	Pts	PIM
1	HEDLUND Jon	GK					
31	PARSJO-TEGNER Mans	GK					
2	SAMUELSSON Johan	F					
7	ENSTROM Rasmus	F					
10	SJOGREN Albin	F					
13	PERSSON Ludwig	F					
14	GUSTAFSSON Tobias	D					
19	SANKELL Jesper	F					
20	HAGLUND Kevin	F					
21	HOLMGREN Linus	D					
22	JOHANSSON Emil	D					
23	AHREN Hampus	F					
25	LUNDMARK Malte	F					
28	RAMIREZ Niklas	D					
Team Total							


SWE		
PR	LAT	8 JUL
PR	THA	9 JUL
PR	SUI	10 JUL

LAT - Latvia

No.	Name	Pos	MP	Goals	Ast	Pts	PIM
1	PLUDUMS Markuss	GK					
89	SALCEVICS Janis	GK					
4	KRUMINS Morics	D					
5	TUTANS Oskars	D					
7	RAGOVSKIS Janis	D					
12	SAVINS Armands	D					
15	TILTINS Krisjanis	F					
19	AKMENLAUKS Toms	F					
21	RAITUMS Artis	F					
22	TREKSE Peteris	F					
23	RAJECKIS Andris	F					
27	PURINS Edgars	F					
41	JURSEVSKIS Arturs	D					
88	KOVALEVSKIS Rolands	F					
Team Total							

LAT		
PR	SWE	8 JUL
PR	SUI	9 JUL
PR	THA	10 JUL

Legend:	(C)	Captain	Ast	Assists	MP	Matches Played	No	Number	PIM	Penalty in Minutes	Pos	Playing Position
	Pts	Points										

Timing and Results provided by  TISSOT



Game No: 1

Results

SWE 6 - 6 LAT
(2 - 1, 2 - 4, 2 - 1)

Referees

WEHINGER Corina (SUI)
ZURBUCHEN Sandra (SUI)

SWE - Sweden

No.	Name	Pos	Goals	Ast	Pts	SOG	PIM
2	SAMUELSSON Johan	F		1	1		
7	ENSTROM Rasmus	F	3		3	3	
10	SJOGREN Albin	F	1		1	1	
13	PERSSON Ludwig	F		1	1		
14	GUSTAFSSON Tobias	D	2		2	2	
19	SANKELL Jesper	F		2	2		
20	HAGLUND Kevin	F					
21	HOLMGREN Linus	D					
22	JOHANSSON Emil	D		1	1		
23	AHREN Hampus	F		1	1		
25	LUNDMARK Malte	F					
28	RAMIREZ Niklas	D					
1	HEDLUND Jon	GK					
31	PARSJO-TEGNER Mans	GK					
Totals			6	6	12	6	4


LAT - Latvia

No.	Name	Pos	Goals	Ast	Pts	SOG	PIM
4	KRUMINS Morics	D	1		1	1	
5	TUTANS Oskars	D					
7	RAGOVSKIS Janis	D		1	1		
12	SAVINS Armands	D					
15	TILTINS Krisjanis	F		1	1		
19	AKMENLAUKS Toms	F					
21	RAITUMS Artis	F		1	1		
22	TREKSE Peteris	F	1	1	2	1	
23	RAJECKIS Andris	F					
27	PURINS Edgars	F	2		2	2	
41	JURSEVSKIS Arturs	D		1	1		
88	KOVALEVSKIS Rolands	F	2	1	3	2	
1	PLUDUMS Markuss	GK					
89	SALCEVICS Janis	GK					
Totals			6	6	12	6	

Goalkeepers	Saves	%	Played Time
1 HEDLUND Jon			
31 PARSJO-TEGNER Mans	0 / 6	0.00	45:00
Totals	0 / 6	0.00	45:00

Goalkeepers	Saves	%	Played Time
1 PLUDUMS Markuss			
89 SALCEVICS Janis	0 / 6	0.00	45:00
Totals	0 / 6	0.00	45:00

Time	Action	SWE - Sweden	Score	LAT - Latvia
1st Period				
0:00		31 PARSJO-TEGNER M Goalkeeper		
0:00				89 SALCEVICS J Goalkeeper
7:20	Goal	7 ENSTROM R Ast: 22 JOHANSSON E	1 - 0	
11:18	Goal		1 - 1	88 KOVALEVSKIS R Ast: 22 TREKSE P
12:24	Goal	14 GUSTAFSSON T Ast: 19 SANKELL J	2 - 1	
2nd Period				
0:00		31 PARSJO-TEGNER M Goalkeeper		
0:00				89 SALCEVICS J Goalkeeper
1:04	Goal		2 - 2	27 PURINS E Ast: 7 RAGOVSKIS J
1:17	Goal	14 GUSTAFSSON T Ast: 23 AHREN H	3 - 2	
2:59	Penalty	23 AHREN H 2 minutes (Team Penalty Bench)		
3:55	Goal		3 - 3	88 KOVALEVSKIS R Ast: 21 RAITUMS A
6:14	Goal		3 - 4	22 TREKSE P Ast: 88 KOVALEVSKIS R
9:48	Goal	10 SJOGREN A Ast: 19 SANKELL J	4 - 4	
12:56	Goal		4 - 5	27 PURINS E Ast: 15 TILTINS K
3rd Period				
0:00		31 PARSJO-TEGNER M Goalkeeper		
0:00				89 SALCEVICS J Goalkeeper
0:31	Goal	7 ENSTROM R Ast: 2 SAMUELSSON J	5 - 5	
9:13	Goal	7 ENSTROM R Ast: 13 PERSSON L	6 - 5	

Timing and Results provided by  TISSOT




Game No: 1

Results

Time	Action	SWE - Sweden	Score	LAT - Latvia
12:14	Penalty	19 SANKELL J 2 minutes (Team Penalty Bench)		
12:18	Goal		6 - 6	4 KRUMINS M Ast: 41 JURSEVSKIS A

Legend:	(C) Captain	Ast Assists	MP Matches Played	No Number	PIM Penalty in Minutes	Pos Playing Position
Pts Points	SOG Shots on Goals					

Timing and Results provided by  TISSOT





Game No: 3

Start List

SUI - THA

Referees

ANDERSSON Thomas (SWE)
WISSMAN Rickard (SWE)

SUI - Switzerland

No.	Name	Pos	MP	Goals	Ast	Pts	PIM
30	MEIER Pascal	GK					
67	REICH Christoph	GK					
2	BISCHOFBERGER Nicola	D					
4	CONRAD Nils	D					
7	HELLER Tobias	F					
11	MAURER Manuel	F					
21	RIEDI Paolo	F					
33	GRAF Luca	D					
40	SEILER Noel	F					
50	MENDELIN Patrick	F					
61	ZAUGG Jan	F					
66	BRAILLARD Tim	F					
71	BURKI Jan	D					
97	SCHIESS Michael	F					
Team Total							


SUI		
PR	THA	8 JUL
PR	LAT	9 JUL
PR	SWE	10 JUL

THA - Thailand

No.	Name	Pos	MP	Goals	Ast	Pts	PIM
1	SOHTREE Autthachai	GK					
72	CHAIPRING Yotsaphong	GK					
8	JOHANSSON Simon	F					
11	RINEFALK Alexander	F					
13	SUKKASEM Santipong	F					
14	SANGMONGKHOL Surapong	F					
19	THAIDIT Pawat	F					
23	NAMSAWANG Prakasit	D					
39	YAEMYIM Jeerayut	F					
41	NARKPRASERT Chusak	F					
44	PIMPA Veerasak	D					
67	KERDSAWANGWONG Liam	F					
79	RATANAPRATHUM Aphichet	D					
92	KHAMBANLUE Pheeraphong	F					
Team Total							

THA		
PR	SUI	8 JUL
PR	SWE	9 JUL
PR	LAT	10 JUL

Legend:	(C)	Ast	MP	No	PIM	Pos
	Captain	Assists	Matches Played	Number	Penalty in Minutes	Playing Position
	Pts	Points				

Timing and Results provided by  TISSOT



Game No: 3

Results

SUI 10 - 3 THA

(4 - 0, 2 - 2, 4 - 1)

Referees

ANDERSSON Thomas (SWE)
WISSMAN Rickard (SWE)

SUI - Switzerland

No.	Name	Pos	Goals	Ast	Pts	SOG	PIM
2	BISCHOFBERGER Nicola	D	1		1	1	
4	CONRAD Nils	D	1	3	4	1	
7	HELLER Tobias	F		1	1		
11	MAURER Manuel	F	2		2	2	
21	RIEDI Paolo	F		1	1		
33	GRAF Luca	D					
40	SEILER Noel	F	2		2	2	
50	MENDELIN Patrick	F	3	1	4	3	
61	ZAUGG Jan	F		4	4		
66	BRAILLARD Tim	F					
71	BURKI Jan	D					
97	SCHIESS Michael	F	1		1	1	
30	MEIER Pascal	GK					
67	REICH Christoph	GK					
Totals			10	10	20	10	

THA - Thailand

No.	Name	Pos	Goals	Ast	Pts	SOG	PIM
8	JOHANSSON Simon	F					
11	RINEFALK Alexander	F		2	2		
13	SUKKASEM Santipong	F					
14	SANGMONGKHOL Surapong	F					
19	THAIDIT Pawat	F	1		1	1	
23	NAMSAWANG Prakasit	D					
39	YAEMYIM Jeerayut	F	1		1	1	
41	NARKPRASERT Chusak	F					
44	PIMPA Veerasak	D					
67	KERDSAWANGWONG Liam	F					
79	RATANAPRATHUM Aphichet	D	1		1	1	
92	KHAMBANLUE Pheeraphong	F					
1	SOHTRREE Autthachai	GK					
72	CHAIPRING Yotsaphong	GK					
Totals			3	2	5	3	

Goalkeepers	Saves	%	Played Time
30 MEIER Pascal			
67 REICH Christoph	0 / 3	0.00	45:00
Totals	0 / 3	0.00	45:00

Goalkeepers	Saves	%	Played Time
1 SOHTRREE Autthachai			
72 CHAIPRING Yotsaphong	0 / 10	0.00	45:00
Totals	0 / 10	0.00	45:00

Time	Action	SUI - Switzerland	Score	THA - Thailand
1st Period				
0:00		67 REICH C Goalkeeper		
0:00				72 CHAIPRING Y Goalkeeper
0:23	Goal	11 MAURER M Ast: 4 CONRAD N	1 - 0	
2:12	Goal	40 SEILER N Ast: 21 RIEDI P	2 - 0	
8:20	Goal	4 CONRAD N Ast: 50 MENDELIN P	3 - 0	
12:51	Goal	50 MENDELIN P Ast: 4 CONRAD N	4 - 0	
2nd Period				
0:00		67 REICH C Goalkeeper		
0:00				72 CHAIPRING Y Goalkeeper
5:37	Goal		4 - 1	19 THAIDIT P Ast: 11 RINEFALK A
10:11	Goal	2 BISCHOFBERGER N Ast: 61 ZAUGG J	5 - 1	
11:44	Goal	97 SCHIESS M Ast: 4 CONRAD N	6 - 1	
13:19	Goal		6 - 2	79 RATANAPRATHUM A Ast: 11 RINEFALK A
3rd Period				
0:00		67 REICH C Goalkeeper		
0:00				72 CHAIPRING Y Goalkeeper
2:08	Goal	40 SEILER N Ast: 7 HELLER T	7 - 2	
2:37	Goal		7 - 3	39 YAEMYIM J
4:29	Goal	11 MAURER M Ast: 61 ZAUGG J	8 - 3	
8:49	Goal	50 MENDELIN P Ast: 61 ZAUGG J	9 - 3	

Timing and Results provided by 



Game No: 3

Results

Time	Action	SUI - Switzerland		Score	THA - Thailand
14:52	Goal	50 MENDELIN P	Ast: 61 ZAUGG J	10 - 3	

Legend:											
(C)	Captain	Ast	Assists	MP	Matches Played	No	Number	PIM	Penalty in Minutes	Pos	Playing Position
Pts	Points	SOG	Shots on Goals								

Timing and Results provided by  TISSOT





Game No: 5

Start List

THA - SWE

Referees

WEHINGER Corina (SUI)
ZURBUCHEN Sandra (SUI)

THA - Thailand

No.	Name	Pos	MP	Goals	Ast	Pts	PIM
1	SOHTREE Autthachai	GK	1				
72	CHAIPRING Yotsaphong	GK	1				
8	JOHANSSON Simon	F	1				
11	RINEFALK Alexander	F	1		2	2	
13	SUKKASEM Santipong	F	1				
14	SANGMONGKHOL Surapong	F	1				
19	THAIDIT Pawat	F	1	1		1	
23	NAMSAWANG Prakasit	D	1				
39	YAEMYIM Jeerayut	F	1	1		1	
41	NARKPRASERT Chusak	F	1				
44	PIMPA Veerasak	D	1				
67	KERDSAWANGWONG Liam	F	1				
79	RATANAPRATHUM Aphichet	D	1	1		1	
92	KHAMBANLUE Pheeraphong	F	1				
Team Total				3	2	5	


THA		
PR	SUI	3-10
PR	SWE	9 JUL
PR	LAT	10 JUL

SWE - Sweden

No.	Name	Pos	MP	Goals	Ast	Pts	PIM
1	HEDLUND Jon	GK	1				
31	PARSJO-TEGNER Mans	GK	1				
2	SAMUELSSON Johan	F	1		1	1	
7	ENSTROM Rasmus	F	1	3		3	
10	SJOGREN Albin	F	1	1		1	
13	PERSSON Ludwig	F	1		1	1	
14	GUSTAFSSON Tobias	D	1	2		2	
19	SANKELL Jesper	F	1		2	2	
20	HAGLUND Kevin	F	1				
21	HOLMGREN Linus	D	1				
22	JOHANSSON Emil	D	1		1	1	
23	AHREN Hampus	F	1		1	1	
25	LUNDMARK Malte	F	1				
28	RAMIREZ Niklas	D	1				
Team Total				6	6	12	4

SWE		
PR	LAT	6-6
PR	THA	9 JUL
PR	SUI	10 JUL

Legend:	(C)	Ast	MP	No	PIM	Pos
Captain	Assists	Matches Played	Number	Penalty in Minutes	Playing Position	
Pts	Points					

Timing and Results provided by  TISSOT



Game No: 5

Results

THA 1 - 20 SWE

(0 - 6, 1 - 6, 0 - 8)

Referees

WEHINGER Corina (SUI)
ZURBUCHEN Sandra (SUI)

THA - Thailand

No.	Name	Pos	Goals	Ast	Pts	SOG	PIM
8	JOHANSSON Simon	F	1		1	3	
11	RINEFALK Alexander	F					
13	SUKKASEM Santipong	F				1	
14	SANGMONGKHOL Surapong	F				1	
19	THAIDIT Pawat	F				2	
23	NAMSAWANG Prakasit	D					
39	YAEMYIM Jeerayut	F					
41	NARKPRASERT Chusak	F				1	
44	PIMPA Veerasak	D					
67	KERDSAWANGWONG Liam	F				1	
79	RATANAPRATHUM Aphichet	D					
92	KHAMBANLUE Pheeraphong	F		1	1	1	
1	SOHTREE Autthachai	GK					
72	CHAIPRING Yotsaphong	GK					
Totals			1	1	2	10	4


SWE - Sweden

No.	Name	Pos	Goals	Ast	Pts	SOG	PIM
2	SAMUELSSON Johan	F	2	2	4	2	
7	ENSTROM Rasmus	F	3		3	6	
10	SJOGREN Albin	F	3	2	5	7	
13	PERSSON Ludwig	F		1	1	2	
14	GUSTAFSSON Tobias	D	1	3	4	3	
19	SANKELL Jesper	F	2	1	3	6	
20	HAGLUND Kevin	F	3	2	5	4	
21	HOLMGREN Linus	D		1	1	2	
22	JOHANSSON Emil	D	2	4	6	7	
23	AHREN Hampus	F	2	3	5	4	
25	LUNDMARK Malte	F	2	1	3	6	
28	RAMIREZ Niklas	D					
1	HEDLUND Jon	GK					
31	PARSJO-TEGNER Mans	GK					
Totals			20	20	40	49	4

Goalkeepers	Saves	%	Played Time
1 SOHTREE Autthachai	1 / 2	50.00	01:20
72 CHAIPRING Yotsaphong	28 / 47	59.57	43:40
Totals	29 / 49	59.18	45:00

Goalkeepers	Saves	%	Played Time
1 HEDLUND Jon			
31 PARSJO-TEGNER Mans	9 / 10	90.00	44:34
Totals	9 / 10	90.00	45:00

Time	Action	THA - Thailand	Score	SWE - Sweden
1st Period				
0:00		72 CHAIPRING Y Goalkeeper		
0:00				31 PARSJO-TEGNER M Goalkeeper
1:55	Goal		0 - 1	20 HAGLUND K Ast: 13 PERSSON L
5:35	Goal		0 - 2	14 GUSTAFSSON T Ast: 20 HAGLUND K
6:19	Goal		0 - 3	10 SJOGREN A Ast: 22 JOHANSSON E
7:36	Goal		0 - 4	22 JOHANSSON E Ast: 10 SJOGREN A
10:40	Goal		0 - 5	25 LUNDMARK M Ast: 22 JOHANSSON E
13:10	Penalty	44 PIMPA V 2 minutes (Team Penalty Bench)		
13:11	Goal		0 - 6	22 JOHANSSON E Ast: 14 GUSTAFSSON T
2nd Period				
0:00		72 CHAIPRING Y Goalkeeper		
0:00				31 PARSJO-TEGNER M Goalkeeper
2:29	Goal		0 - 7	19 SANKELL J Ast: 14 GUSTAFSSON T
5:38	Goal	8 JOHANSSON S Ast: 92 KHAMBANLUE P	1 - 7	
7:42	Penalty			28 RAMIREZ N 2 minutes (Team Penalty Bench)
8:40	Goal		1 - 8	25 LUNDMARK M Ast: 22 JOHANSSON E
9:09	Goal		1 - 9	23 AHREN H Ast: 2 SAMUELSSON J
10:25	Goal		1 - 10	19 SANKELL J Ast: 20 HAGLUND K
12:05	Penalty			25 LUNDMARK M 2 minutes (Team Penalty Bench)
12:39	Goal		1 - 11	23 AHREN H Ast: 10 SJOGREN A

Timing and Results provided by 



Game No: 5

Results

Time	Action	THA - Thailand		Score	SWE - Sweden	
12:56	Goal			1 - 12	7 ENSTROM R	Ast: 2 SAMUELSSON J
3rd Period						
0:00		72 CHAIRPRING Y	Goalkeeper			
0:00					31 PARSJO-TEGNER M	Goalkeeper
0:43	Goal			1 - 13	2 SAMUELSSON J	Ast: 22 JOHANSSON E
2:47	Goal			1 - 14	10 SJOGREN A	Ast: 23 AHREN H
6:28	Goal			1 - 15	7 ENSTROM R	Ast: 23 AHREN H
9:42	Goal			1 - 16	2 SAMUELSSON J	Ast: 21 HOLMGREN L
10:08	Goal			1 - 17	10 SJOGREN A	Ast: 19 SANKELL J
10:17	Goal			1 - 18	7 ENSTROM R	Ast: 23 AHREN H
12:25					31 PARSJO-TEGNER M	Goalkeeper out - Empty net
12:51					31 PARSJO-TEGNER M	Goalkeeper in
12:51	Penalty	23 NAMSAWANG P	2 minutes (Team Penalty Bench)			
13:40	Goal			1 - 19	20 HAGLUND K	Ast: 14 GUSTAFSSON T
13:40		GK out: 72 CHAIRPRING Y	GK in: 1 SOHTREE A			
14:52	Goal			1 - 20	20 HAGLUND K	Ast: 25 LUNDMARK M

Legend:	(C) Captain	Ast Assists	MP Matches Played	No Number	PIM Penalty in Minutes	Pos Playing Position
Pts Points		SOG Shots on Goals				

Timing and Results provided by  TISSOT





Game No: 7

Start List

SUI - LAT

Referees

HEINOLA Henri (FIN)
MARTTINEN Manu (FIN)

SUI - Switzerland

No.	Name	Pos	MP	Goals	Ast	Pts	PIM
30	MEIER Pascal	GK	1				
67	REICH Christoph	GK	1				
2	BISCHOFBERGER Nicola	D	1	1		1	
4	CONRAD Nils	D	1	1	3	4	
7	HELLER Tobias	F	1		1	1	
11	MAURER Manuel	F	1	2		2	
21	RIEDI Paolo	F	1		1	1	
33	GRAF Luca	D	1				
40	SEILER Noel	F	1	2		2	
50	MENDELIN Patrick	F	1	3	1	4	
61	ZAUGG Jan	F	1		4	4	
66	BRAILLARD Tim	F	1				
71	BURKI Jan	D	1				
97	SCHIESS Michael	F	1	1		1	
Team Total				10	10	20	


SUI		
PR	THA	10-3
PR	LAT	9 JUL
PR	SWE	10 JUL

LAT - Latvia

No.	Name	Pos	MP	Goals	Ast	Pts	PIM
1	PLUDUMS Markuss	GK	1				
89	SALCEVICS Janis	GK	1				
4	KRUMINS Morics	D	1	1		1	
5	TUTANS Oskars	D	1				
7	RAGOVSKIS Janis	D	1		1	1	
12	SAVINS Armands	D	1				
15	TILTINS Krisjanis	F	1		1	1	
19	AKMENLAUKS Toms	F	1				
21	RAITUMS Artis	F	1		1	1	
22	TREKSE Peteris	F	1	1	1	2	
23	RAJECKIS Andris	F	1				
27	PURINS Edgars	F	1	2		2	
41	JURSEVSKIS Arturs	D	1		1	1	
88	KOVALEVSKIS Rolands	F	1	2	1	3	
Team Total				6	6	12	

LAT		
PR	SWE	6-6
PR	SUI	9 JUL
PR	THA	10 JUL

Legend:	(C)	Captain	Ast	Assists	MP	Matches Played	No	Number	PIM	Penalty in Minutes	Pos	Playing Position
	Pts	Points										

Timing and Results provided by  TISSOT



Game No: 7

Results

SUI 5 - 6 LAT

(2 - 2, 2 - 2, 1 - 2)

Referees

HEINOLA Henri (FIN)
MARTTINEN Manu (FIN)

SUI - Switzerland

No.	Name	Pos	Goals	Ast	Pts	SOG	PIM
2	BISCHOFBERGER Nicola	D				2	
4	CONRAD Nils	D					
7	HELLER Tobias	F					
11	MAURER Manuel	F	2		2	2	
21	RIEDI Paolo	F		1	1	2	
33	GRAF Luca	D				1	
40	SEILER Noel	F	2		2	3	
50	MENDELIN Patrick	F	1	1	2	3	
61	ZAUGG Jan	F		2	2	3	
66	BRAILLARD Tim	F					
71	BURKI Jan	D				3	
97	SCHIESS Michael	F					
30	MEIER Pascal	GK					
67	REICH Christoph	GK					
Totals			5	5	10	19	2


LAT - Latvia

No.	Name	Pos	Goals	Ast	Pts	SOG	PIM
4	KRUMINS Morics	D	1		1	1	
5	TUTANS Oskars	D					
7	RAGOVSKIS Janis	D					
12	SAVINS Armands	D					
15	TILTINS Krisjanis	F					
19	AKMENLAUKS Toms	F	1		1	1	
21	RAITUMS Artis	F	1	1	2	1	
22	TREKSE Peteris	F		2	2	2	
23	RAJECKIS Andris	F		2	2		
27	PURINS Edgars	F	2		2	3	4
41	JURSEVSKIS Arturs	D				1	
88	KOVALEVSKIS Rolands	F	1		1	4	
1	PLUDUMS Markuss	GK					
89	SALCEVICS Janis	GK					
Totals			6	5	11	13	10

Goalkeepers	Saves	%	Played Time
30 MEIER Pascal	7 / 13	53.85	40:24
67 REICH Christoph			
Totals	7 / 13	53.85	45:00

Goalkeepers	Saves	%	Played Time
1 PLUDUMS Markuss			
89 SALCEVICS Janis	14 / 19	73.68	44:29
Totals	14 / 19	73.68	45:00

Time	Action	SUI - Switzerland	Score	LAT - Latvia
1st Period				
0:00		30 MEIER P Goalkeeper		
0:00				89 SALCEVICS J Goalkeeper
2:28				88 KOVALEVSKIS R
5:44	Goal		0 - 1	27 PURINS E Ast: 23 RAJECKIS A
8:45	Goal		0 - 2	27 PURINS E Ast: 23 RAJECKIS A
10:32	Goal	40 SEILER N Ast: 21 RIEDI P	1 - 2	
13:03	Penalty			23 RAJECKIS A 2 minutes (Team Penalty Bench)
13:33	Goal	50 MENDELIN P Ast: 61 ZAUGG J	2 - 2	
2nd Period				
0:00		30 MEIER P Goalkeeper		
0:00				89 SALCEVICS J Goalkeeper
1:47	Goal	11 MAURER M Ast: 50 MENDELIN P	3 - 2	
8:09	Penalty			27 PURINS E 2 minutes (Team Penalty Bench)
8:22	Goal	11 MAURER M Ast: 61 ZAUGG J	4 - 2	
11:10				89 SALCEVICS J Goalkeeper out - Empty net
11:41				89 SALCEVICS J Goalkeeper in
11:41	Penalty	21 RIEDI P 2 minutes (Team Penalty Bench)		
12:47	Goal		4 - 3	88 KOVALEVSKIS R Ast: 22 TREKSE P
14:38	Penalty Goal		4 - 4	21 RAITUMS A

Timing and Results provided by  TISSOT




Game No: 7

Results

3rd Period						
Time	Action	SUI - Switzerland		Score	LAT - Latvia	
0:00		30 MEIER P	Goalkeeper			
0:00					89 SALCEVICS J	Goalkeeper
4:31	Goal			4 - 5	4 KRUMINS M	Ast: 21 RAITUMS A
8:10	Goal			4 - 6	19 AKMENLAUKS T	Ast: 22 TREKSE P
9:14		30 MEIER P	Goalkeeper out - Empty net			
9:44		30 MEIER P	Goalkeeper in			
9:53		30 MEIER P	Goalkeeper out - Empty net			
10:12	Penalty				27 PURINS E	2 minutes (Team Penalty Bench)
10:59		30 MEIER P	Goalkeeper in			
11:40		30 MEIER P	Goalkeeper out - Empty net			
12:23	Penalty				27 PURINS E	2+2 minutes
12:42		30 MEIER P	Goalkeeper in			
12:55		30 MEIER P	Goalkeeper out - Empty net			
12:57	Goal	40 SEILER N		5 - 6		
12:57		30 MEIER P	Goalkeeper in			
12:57		30 MEIER P	Goalkeeper out - Empty net			
13:34		30 MEIER P	Goalkeeper in			
13:41		30 MEIER P	Goalkeeper out - Empty net			

Legend:											
(C)	Captain	Ast	Assists	MP	Matches Played	No	Number	PIM	Penalty in Minutes	Pos	Playing Position
Pts	Points	SOG	Shots on Goals								

Timing and Results provided by  TISSOT





Game No: 9

Start List

THA - LAT

Referees

ANDERSSON Thomas (SWE)
WISSMAN Rickard (SWE)

THA - Thailand

No.	Name	Pos	MP	Goals	Ast	Pts	PIM
1	SOHTREE Autthachai	GK	2				
8	JOHANSSON Simon	F	2	1		1	
11	RINEFALK Alexander	F	2		2	2	
13	SUKKASEM Santipong	F	2				
14	SANGMONGKHOL Surapong	F	2				
19	THAIDIT Pawat	F	2	1		1	
23	NAMSAWANG Prakasit	D	2				
39	YAEMYIM Jeerayut	F	2	1		1	
41	NARKPRASERT Chusak	F	2				
44	PIMPA Veerasak	D	2				
67	KERDSAWANGWONG Liam	F	2				
72	CHAIPRING Yotsaphong	F	2				
79	RATANAPRATHUM Aphichet	D	2	1		1	
92	KHAMBANLUE Pheeraphong	F	2		1	1	
Team Total				4	3	7	4


THA		
PR	SUI	3-10
PR	SWE	1-20
PR	LAT	10 JUL

LAT - Latvia

No.	Name	Pos	MP	Goals	Ast	Pts	PIM
1	PLUDUMS Markuss	GK	2				
89	SALCEVICS Janis	GK	2				
4	KRUMINS Morics	D	2	2		2	
5	TUTANS Oskars	D	2				
7	RAGOVSKIS Janis	D	2		1	1	
12	SAVINS Armands	D	2				
15	TILTINS Krisjanis	F	2		1	1	
19	AKMENLAUKS Toms	F	2	1		1	
21	RAITUMS Artis	F	2	1	2	3	
22	TREKSE Peteris	F	2	1	3	4	
23	RAJECKIS Andris	F	2		2	2	
27	PURINS Edgars	F	2	4		4	4
41	JURSEVSKIS Arturs	D	2		1	1	
88	KOVALEVSKIS Rolands	F	2	3	1	4	
Team Total				12	11	23	10

LAT		
PR	SWE	6-6
PR	SUI	6-5
PR	THA	10 JUL

Legend:	(C)	Ast	MP	No	PIM	Pos
Captain	Points	Assists	Matches Played	Number	Penalty in Minutes	Playing Position

Timing and Results provided by 



Game No: 9

Results

THA 2 - 15 LAT

(1 - 5, 1 - 3, 0 - 7)

Referees

ANDERSSON Thomas (SWE)
WISSMAN Rickard (SWE)

THA - Thailand

No.	Name	Pos	Goals	Ast	Pts	SOG	PIM
8	JOHANSSON Simon	F		1	1	1	
11	RINEFALK Alexander	F					
13	SUKKASEM Santipong	F		1	1	2	
14	SANGMONGKHOL Surapong	F				2	
19	THAIDIT Pawat	F			1	1	
23	NAMSAWANG Prakasit	D				1	
39	YAEMYIM Jeerayut	F					
41	NARKPRASERT Chusak	F					
44	PIMPA Veerasak	D	1		1	1	
67	KERDSAWANGWONG Liam	F	1		1	2	
72	CHAIPRING Yotsaphong	F					
79	RATANAPRATHUM Aphichet	D					
92	KHAMBANLUE Pheeraphong	F					
1	SOHTREE Autthachai	GK					
Totals			2	2	4	10	


LAT - Latvia

No.	Name	Pos	Goals	Ast	Pts	SOG	PIM
4	KRUMINS Morics	D				2	
5	TUTANS Oskars	D		3	3		
7	RAGOVSKIS Janis	D		1	1	1	
12	SAVINS Armands	D	1		1	4	
15	TILTINS Krisjanis	F		1	1		
19	AKMENLAUKS Toms	F	1	2	3	2	
21	RAITUMS Artis	F	1	4	5	1	
22	TREKSE Peteris	F	1	1	2	2	
23	RAJECKIS Andris	F	4		4	10	
27	PURINS Edgars	F	2		2	3	
41	JURSEVSKIS Arturs	D	1		1	2	
88	KOVALEVSKIS Rolands	F	4		4	9	
1	PLUDUMS Markuss	GK					
89	SALCEVICIS Janis	GK					
Totals			15	12	27	36	4

Goalkeepers	Saves	%	Played Time
1 SOHTREE Autthachai	21 / 36	58.33	44:53
Totals	21 / 36	58.33	45:00

Goalkeepers	Saves	%	Played Time
1 PLUDUMS Markuss	8 / 10	80.00	44:46
89 SALCEVICIS Janis			
Totals	8 / 10	80.00	45:00

Time	Action	THA - Thailand	Score	LAT - Latvia
1st Period				
0:00		1 SOHTREE A Goalkeeper		1 PLUDUMS M Goalkeeper
0:00				
3:52	Goal	67 KERDSAWANGWONG L Ast: 8 JOHANSSON S	1 - 0	
7:13	Goal		1 - 1	22 TREKSE P Ast: 21 RAITUMS A
8:12	Goal		1 - 2	21 RAITUMS A Ast: 22 TREKSE P
10:37	Goal		1 - 3	19 AKMENLAUKS T Ast: 5 TUTANS O
11:59	Goal		1 - 4	27 PURINS E Ast: 5 TUTANS O
14:16	Goal		1 - 5	88 KOVALEVSKIS R Ast: 21 RAITUMS A
2nd Period				
0:00		1 SOHTREE A Goalkeeper		1 PLUDUMS M Goalkeeper
0:00				
3:07	Goal		1 - 6	88 KOVALEVSKIS R Ast: 21 RAITUMS A
4:00	Goal		1 - 7	12 SAVINS A Ast: 19 AKMENLAUKS T
4:39		1 SOHTREE A Goalkeeper out - Empty net		
4:46		1 SOHTREE A Goalkeeper in		
4:46	Penalty			4 KRUMINS M 2 minutes (Team Penalty Bench)
5:47	Goal	44 PIMPA V Ast: 13 SUKKASEM S	2 - 7	
13:57	Goal		2 - 8	23 RAJECKIS A Ast: 19 AKMENLAUKS T
3rd Period				
0:00		1 SOHTREE A Goalkeeper		

Timing and Results provided by  TISSOT





Game No: 9

Results

Time	Action	THA - Thailand	Score	LAT - Latvia	
0:00				1 PLUDUMS M	Goalkeeper
1:35	Goal		2 - 9	23 RAJECKIS A	Ast: 7 RAGOVSKIS J
2:22	Goal		2 - 10	88 KOVALEVSKIS R	Ast: 21 RAITUMS A
8:47	Goal		2 - 11	23 RAJECKIS A	Ast: 15 TILTINS K
11:02	Goal		2 - 12	27 PURINS E	
11:33				1 PLUDUMS M	Goalkeeper out - Empty net
11:47	Penalty			27 PURINS E	2 minutes (Team Penalty Bench)
11:47				1 PLUDUMS M	Goalkeeper in
12:56	Goal		2 - 13	23 RAJECKIS A	Ast: 5 TUTANS O
13:23	Goal		2 - 14	88 KOVALEVSKIS R	
14:45	Penalty Goal		2 - 15	41 JURSEVSKIS A	

Legend:											
(C)	Captain	Ast	Assists	MP	Matches Played	No	Number	PIM	Penalty in Minutes	Pos	Playing Position
Pts	Points	SOG	Shots on Goals								

Timing and Results provided by  TISSOT





Game No: 10

Start List

SUI - SWE

Referees

KRISTAPSONS Kaspars (LAT)
KUMERDANKS Maris (LAT)

SUI - Switzerland

No.	Name	Pos	MP	Goals	Ast	Pts	PIM
30	MEIER Pascal	GK	2				
67	REICH Christoph	GK	2				
2	BISCHOFBERGER Nicola	D	2	1		1	
4	CONRAD Nils	D	2	1	3	4	
7	HELLER Tobias	F	2		1	1	
11	MAURER Manuel	F	2	4		4	
21	RIEDI Paolo	F	2		2	2	
33	GRAF Luca	D	2				
40	SEILER Noel	F	2	4		4	
50	MENDELIN Patrick	F	2	4	2	6	
61	ZAUGG Jan	F	2		6	6	
66	BRAILLARD Tim	F	2				
71	BURKI Jan	D	2				
97	SCHIESS Michael	F	2	1		1	
Team Total				15	15	30	2


SUI		
PR	THA	10-3
PR	LAT	5-6
PR	SWE	10 JUL

SWE - Sweden

No.	Name	Pos	MP	Goals	Ast	Pts	PIM
1	HEDLUND Jon	GK	2				
31	PARSJO-TEGNER Mans	GK	2				
2	SAMUELSSON Johan	F	2	2	3	5	
7	ENSTROM Rasmus	F	2	6		6	
10	SJOGREN Albin	F	2	4	2	6	
13	PERSSON Ludwig	F	2		2	2	
14	GUSTAFSSON Tobias	D	2	3	3	6	
19	SANKELL Jesper	F	2	2	3	5	
20	HAGLUND Kevin	F	2	3	2	5	
21	HOLMGREN Linus	D	2		1	1	
22	JOHANSSON Emil	D	2	2	5	7	
23	AHREN Hampus	F	2	2	4	6	
25	LUNDMARK Malte	F	2	2	1	3	
28	RAMIREZ Niklas	D	2				
Team Total				26	26	52	8

SWE		
PR	LAT	6-6
PR	THA	20-1
PR	SUI	10 JUL

Legend:	(C)	Ast	MP	No	PIM	Pos
Captain	Captain	Assists	Matches Played	Number	Penalty in Minutes	Playing Position
Pts	Points					

Timing and Results provided by 





Game No: 10

Results

SUI 0 - 3 SWE

(0 - 2, 0 - 1, 0 - 0)

Referees

KRISTAPSONS Kaspars (LAT)
KUMERDANKS Maris (LAT)

SUI - Switzerland

No.	Name	Pos	Goals	Ast	Pts	SOG	PIM
2	BISCHOFBERGER Nicola	D					
4	CONRAD Nils	D					
7	HELLER Tobias	F					
11	MAURER Manuel	F				1	
21	RIEDI Paolo	F					
33	GRAF Luca	D					
40	SEILER Noel	F				2	
50	MENDELIN Patrick	F					
61	ZAUGG Jan	F					
66	BRAILLARD Tim	F				1	
71	BURKI Jan	D				1	
97	SCHIESS Michael	F				2	
30	MEIER Pascal	GK					
67	REICH Christoph	GK					
Totals						7	6


SWE - Sweden

No.	Name	Pos	Goals	Ast	Pts	SOG	PIM
2	SAMUELSSON Johan	F	2		2	2	
7	ENSTROM Rasmus	F					
10	SJOGREN Albin	F		1	1	2	
13	PERSSON Ludwig	F					
14	GUSTAFSSON Tobias	D					
19	SANKELL Jesper	F					1
20	HAGLUND Kevin	F					
21	HOLMGREN Linus	D					
22	JOHANSSON Emil	D		1	1	3	
23	AHREN Hampus	F					3
25	LUNDMARK Malte	F	1	1	2	1	
28	RAMIREZ Niklas	D					
1	HEDLUND Jon	GK					
31	PARSJO-TEGNER Mans	GK					
Totals			3	3	6	12	10

Goalkeepers	Saves	%	Played Time
30 MEIER Pascal	9 / 12	75.00	40:06
67 REICH Christoph			
Totals	9 / 12	75.00	45:00

Goalkeepers	Saves	%	Played Time
1 HEDLUND Jon	7 / 7	100.00	45:00
31 PARSJO-TEGNER Mans			
Totals	7 / 7	100.00	45:00

Time	Action	SUI - Switzerland	Score	SWE - Sweden
1st Period				
0:00		30 MEIER P Goalkeeper		
0:00				1 HEDLUND J Goalkeeper
5:25	Goal		0 - 1	2 SAMUELSSON J Ast: 10 SJOGREN A
6:40	Penalty	33 GRAF L 2 minutes (Team Penalty Bench)		
7:24	Goal		0 - 2	2 SAMUELSSON J Ast: 25 LUNDMARK M
7:53		30 MEIER P Goalkeeper out - Empty net		
8:13		30 MEIER P Goalkeeper in		
8:13	Penalty			13 PERSSON L 2 minutes (Team Penalty Bench)
2nd Period				
0:00		30 MEIER P Goalkeeper		
0:00				1 HEDLUND J Goalkeeper
3:19	Penalty	71 BURKI J 2 minutes (Team Penalty Bench)		
6:55	Penalty	21 RIEDI P 2 minutes (Team Penalty Bench)		
8:22	Goal		0 - 3	25 LUNDMARK M Ast: 22 JOHANSSON E
10:15	Penalty			13 PERSSON L 2 minutes (Team Penalty Bench)
13:38		30 MEIER P Goalkeeper out - Empty net		
13:51		30 MEIER P Goalkeeper in		
13:58	Penalty			19 SANKELL J 2 minutes (Team Penalty Bench)
3rd Period				
0:00		30 MEIER P Goalkeeper		

Timing and Results provided by  TISSOT



Game No: 10

Results

Time	Action	SUI - Switzerland		Score	SWE - Sweden	
0:00					1 HEDLUND J	Goalkeeper
3:22		30 MEIER P	Goalkeeper out - Empty net			
3:36		30 MEIER P	Goalkeeper in			
3:54	Penalty			20	HAGLUND K	2 minutes (Team Penalty Bench)
7:26		30 MEIER P	Goalkeeper out - Empty net			
7:35		30 MEIER P	Goalkeeper in			
9:37		30 MEIER P	Goalkeeper out - Empty net			
9:50		30 MEIER P	Goalkeeper in			
10:01		30 MEIER P	Goalkeeper out - Empty net			
11:21		30 MEIER P	Goalkeeper in			
11:50		30 MEIER P	Goalkeeper out - Empty net			
12:57		30 MEIER P	Goalkeeper in			
13:20		30 MEIER P	Goalkeeper out - Empty net			
13:24		30 MEIER P	Goalkeeper in			
13:32	Penalty			20	HAGLUND K	2 minutes (Team Penalty Bench)
13:36		30 MEIER P	Goalkeeper out - Empty net			
14:48		30 MEIER P	Goalkeeper in			
14:58		30 MEIER P	Goalkeeper out - Empty net			

Legend:											
(C)	Captain	Ast	Assists	MP	Matches Played	No	Number	PIM	Penalty in Minutes	Pos	Playing Position
Pts	Points	SOG	Shots on Goals								

Timing and Results provided by  TISSOT





Flying Disc





20	Flying Disc	1836
20.1	Table of Contents	1837
20.2	Competition Schedule	1840
20.3	Entry List by Country	1841
20.4	Ultimate Mixed	1845
20.4.1	Team Roster	1846
20.4.2	Results Summary	1854
20.4.3	Brackets	1855
20.4.4	Round Robin Summary	1856
20.4.5	Tournament Summary	1857
20.4.6	Medallists (Team)	1858
20.4.7	Finals	1859
20.4.7.1	7th Place Game #21	1859
20.4.7.1.1	Start List CAN - GBR	1859
20.4.7.1.2	Results CAN - GBR	1860
20.4.7.2	5th Place Game #22	1861
20.4.7.2.1	Start List JPN - FRA	1861
20.4.7.2.2	Results JPN - FRA	1862
20.4.7.3	Bronze Medal Game #23	1863
20.4.7.3.1	Start List GER - COL	1863
20.4.7.3.2	Results GER - COL	1864
20.4.7.4	Gold Medal Game #24	1865
20.4.7.4.1	Start List AUS - USA	1865
20.4.7.4.2	Results AUS - USA	1866
20.4.8	Semifinals	1867
20.4.8.1	Game #19	1867
20.4.8.1.1	Start List COL - USA	1867
20.4.8.1.2	Results COL - USA	1868
20.4.8.2	Game #20	1869
20.4.8.2.1	Start List GER - AUS	1869
20.4.8.2.2	Results GER - AUS	1870
20.4.9	Consolation Semifinals 5-8	1871
20.4.9.1	Game #17	1871
20.4.9.1.1	Start List CAN - FRA	1871
20.4.9.1.2	Results CAN - FRA	1872
20.4.9.2	Game #18	1873
20.4.9.2.1	Start List JPN - GBR	1873


20.4.9.2.2	Results JPN - GBR	1874
20.4.10	Preliminary Round - Group B	1875
20.4.10.1	Start List Summary	1875
20.4.10.2	Game #2	1876
20.4.10.2.1	Start List AUS - FRA	1876
20.4.10.2.2	Results AUS - FRA	1877
20.4.10.3	Game #3	1878
20.4.10.3.1	Start List COL - JPN	1878
20.4.10.3.2	Results COL - JPN	1879
20.4.10.4	Game #5	1880
20.4.10.4.1	Start List AUS - JPN	1880
20.4.10.4.2	Results AUS - JPN	1881
20.4.10.5	Game #8	1882
20.4.10.5.1	Start List COL - FRA	1882
20.4.10.5.2	Results COL - FRA	1883
20.4.10.6	Game #10	1884
20.4.10.6.1	Start List JPN - FRA	1884
20.4.10.6.2	Results JPN - FRA	1885
20.4.10.7	Game #11	1886
20.4.10.7.1	Start List COL - AUS	1886
20.4.10.7.2	Results COL - AUS	1887
20.4.11	Preliminary Round - Group A	1888
20.4.11.1	Start List Summary	1888
20.4.11.2	Game #1	1889
20.4.11.2.1	Start List CAN - GER	1889
20.4.11.2.2	Results CAN - GER	1890
20.4.11.3	Game #4	1891
20.4.11.3.1	Start List USA - GBR	1891
20.4.11.3.2	Results USA - GBR	1892
20.4.11.4	Game #6	1893
20.4.11.4.1	Start List CAN - GBR	1893
20.4.11.4.2	Results CAN - GBR	1894
20.4.11.5	Game #7	1895
20.4.11.5.1	Start List USA - GER	1895
20.4.11.5.2	Results USA - GER	1896
20.4.11.6	Game #9	1897
20.4.11.6.1	Start List GBR - GER	1897
20.4.11.6.2	Results GBR - GER	1898
20.4.11.7	Game #12	1899
20.4.11.7.1	Start List USA - CAN	1899
20.4.11.7.2	Results USA - CAN	1900



Competition Schedule

As of TUE 12 JUL 2022

Date	Start Time	Event
TUE 12 JUL	9:30	Ultimate Mixed Flying Disc, Pool Round - Group A (1 match)
	11:30	Ultimate Mixed Flying Disc, Pool Round - Group B (2 matches)
	18:00	Ultimate Mixed Flying Disc, Pool Round - Group A (1 match)
WED 13 JUL	9:30	Ultimate Mixed Flying Disc, Pool Round - Group B (1 match)
	11:30	Ultimate Mixed Flying Disc, Pool Round - Group A (2 matches)
	18:00	Ultimate Mixed Flying Disc, Pool Round - Group B (1 match)
THU 14 JUL	9:30	Ultimate Mixed Flying Disc, Pool Round - Group A (1 match)
	11:30	Ultimate Mixed Flying Disc, Pool Round - Group B (2 matches)
	18:00	Ultimate Mixed Flying Disc, Pool Round - Group A (1 match)
FRI 15 JUL	9:30	Ultimate Mixed Flying Disc, Consolation Semifinals Repechage (2 matches)
	16:00	Ultimate Mixed Flying Disc, Semifinals (2 matches)
SAT 16 JUL	9:30	Ultimate Mixed Flying Disc, Finals - 7th Place Game
	11:30	Ultimate Mixed Flying Disc, Finals - 5th Place Game
	16:00	Ultimate Mixed Flying Disc, Finals - Bronze Medal Game
	18:00	Ultimate Mixed Flying Disc, Finals - Gold Medal Game

Timing and Results provided by  TISSOT






Entry List by Country

As of TUE 12 JUL 2022

Country	Name	Date of Birth
AUS - Australia	Rob ANDREWS	28 NOV 1994
	Liv CARR	8 NOV 1996
	G EGAN-GRIFFITHS	25 JUN 1993
	Alex GAN	23 NOV 1995
	Alex LADOMATOS	23 AUG 1993
	Caro MA	19 OCT 1995
	Sam McGUCKIN	6 MAR 1995
	Kyal OH	9 OCT 1991
	Cat PHILLIPS	13 OCT 1991
	Mish PHILLIPS	27 AUG 1987
	Alex PRENTICE	17 SEP 1994
	Alex SHEPHERD	31 JAN 1993
	Tom TULETT	30 NOV 1990
Sally YU	22 OCT 1994	
CAN - Canada	Malik AUGER-SEMMAR	4 JUL 1997
	Ty BARBIERI	14 AUG 1997
	Robbie BRENNAN	6 APR 1991
	Andrew CARROLL	6 FEB 1990
	Hannah DAWSON	6 FEB 1993
	Brittney dos SANTOS	10 JUL 1999
	Sarah Beth JACOBSON	12 APR 2000
	Lauren KIMURA	19 NOV 1992
	Laura KINOSHITA	6 NOV 1997
	Molly LEWIS	11 SEP 1994
	Mike MACKENZIE	28 JUN 1997
	Catherine MENZIES	7 FEB 1990
	Tim TSANG	21 FEB 1991
Kevin UNDERHILL	18 APR 1990	

Timing and Results provided by  TISSOT





Entry List by Country

As of TUE 12 JUL 2022


Country	Name	Date of Birth
COL - Colombia	Ivan David ALBA HIDALGO	20 DEC 1986
	Maria Manuela CARDENAS VASQUEZ	28 JUL 1999
	Maria Valeria CARDENAS VASQUEZ	28 JUL 1999
	Yina Paola CARTAGENA MUNOZ	11 SEP 1990
	Julio David DUQUE PEDROZA	15 SEP 1985
	Alexander FORD GARCIA	30 JUL 1981
	Maria Angelica FORERO BECERRA	12 NOV 1992
	Jose Jose JIMENEZ MARTINEZ	9 DEC 1994
	Elizabeth MOSQUERA AGUILAR	6 OCT 1992
	Laura Cristina OSPINA GOMEZ	3 DEC 1993
	Simon RAMIREZ ORTIZ	26 OCT 1999
	Andres Felipe RAMIREZ PELAEZ	16 MAY 1997
	Jose Manuel ROSERO GIRALDO	23 OCT 1994
	Alejandra Maria TORRES ECHEVERRY	17 OCT 1978
FRA - France	Gael ANCELIN	11 APR 1990
	Celine ANTOINE	18 MAY 1987
	Eric BECKER - CHAGNEUX	21 JUN 1988
	Pauline BERTE	27 JAN 1995
	Eva BORNOT	25 NOV 2002
	Lison BORNOT	18 MAR 2001
	Mathieu BOSSER	19 SEP 1988
	Florence CAPELLE	13 NOV 1985
	Coralie FOUQUET	30 OCT 1999
	Vincent LEPAGNOL	10 MAY 1987
	Aline MONDIOT	22 APR 1988
	Sacha POITTE-SOKOLSKY	8 SEP 1995
	Sullivan ROBLET	19 JUL 1995
Quentin ROGER	1 MAR 1994	



Entry List by Country

As of TUE 12 JUL 2022

Country	Name	Date of Birth
GBR - Great Britain	Tom ABRAMS	2 MAY 1989
	Ben BURAK	3 DEC 1993
	Justin FOORD	28 AUG 1986
	Ollie GORDON	25 AUG 1987
	Fiona KWAN	6 APR 1991
	Karen KWOK	28 SEP 1991
	Alex LAKES	16 JUN 1991
	Carla LINK	2 AUG 1994
	Rachel NADEN	24 MAY 1993
	Bex PALMER	6 SEP 1995
	Ellie TAYLOR	8 MAR 1995
	Molly WEDGE	16 JUN 1993
	Nick WILLIAMS	4 OCT 1992
	Ashley YEO	20 MAR 1991
GER - Germany	Samuel BEUTTENMULLER	18 JAN 1995
	Kyoko BINNEWIES	12 MAR 1989
	Schlor CONRAD	31 MAY 1995
	Steffen DOSCHER	7 JUN 1993
	Anna GERNER	4 FEB 1995
	Torben HORNSCHEMEYER	26 OCT 1996
	Simona Christiane LIEBERTH	10 MAR 1995
	Nico MULLER	26 MAR 1993
	Annika PRIEN	3 JUN 1989
	Katharina SCHULZE	28 AUG 1993
	Sebastian SPIEGEL	2 JAN 1993
	Lena TRAUTMANN	8 MAR 1993
	Levke WALCZAK	26 FEB 1996
	Marvin WALDVOGEL	3 FEB 1991

Timing and Results provided by  TISSOT






Entry List by Country

As of TUE 12 JUL 2022

Country	Name	Date of Birth
JPN - Japan	Taiyo ARAKAWA	5 JUL 1990
	Kazuki ASADA	5 JUL 1994
	Taku HONNA	27 OCT 1991
	Kanari IMANISHI	21 DEC 1998
	Tomoko INAMURA	19 MAR 1990
	Yuko KASHINO	3 SEP 1989
	Hiroaki KITAO	18 MAR 1998
	Masahiro MATSUNO	27 SEP 1983
	Akifumi MURAOKA	5 JUN 1994
	Kana NOGUCHI	10 MAY 1992
	Keiichiro SHIBA	18 JAN 1988
	Miwa TAJIMA	9 DEC 1996
	Mayuka TAKADA	20 JAN 2000
	Kaede YOSHIDA	18 SEP 1995
USA - United States of America	Claire CHASTAIN	14 JUN 1990
	Khalif EL - SALAAM	11 MAR 1993
	Carolyn FINNEY	12 AUG 1987
	Dylan FREECHILD	14 JUN 1991
	Nate GOFF	18 JUL 1994
	Kaela HELTON	11 JUL 1987
	Chris KOCHER	21 JAN 1992
	Grant LINDSLEY	14 MAY 1989
	Sarah MECKSTROTH	16 APR 1992
	Jimmy MICKLE	19 AUG 1991
	Carolyn NORMILE	22 JUN 1995
	Opi PAYNE	24 JAN 1989
	Claire TROP	28 MAR 1999
	Jack WILLIAMS	23 SEP 1994

Timing and Results provided by  TISSOT





Flying Disc

Ultimate Mixed






Team Roster

As of TUE 12 JUL 2022

Australia

Country Code Bib	Name	Gender	Age
AUS	Australia		28.3
	Rob ANDREWS	M	27
	Liv CARR	F	25
	G EGAN-GRIFFITHS	F	29
	Alex GAN	M	26
	Alex LADOMATOS	M	28
	Caro MA	F	26
	Sam McGUCKIN	M	27
	Kyal OH	M	30
	Cat PHILLIPS	F	30
	Mish PHILLIPS	F	34
	Alex PRENTICE	F	27
	Alex SHEPHERD	M	29
	Tom TULETT	M	31
	Sally YU	F	27

Timing and Results provided by  TISSOT






Team Roster

As of TUE 12 JUL 2022

Canada

Country Code Bib	Name	Gender	Age
CAN	Canada		27.6
	Malik AUGER-SEMMAR	M	25
	Ty BARBIERI	M	24
	Robbie BRENNAN	M	31
	Andrew CARROLL	M	32
	Hannah DAWSON	F	29
	Brittney dos SANTOS	F	22
	Sarah Beth JACOBSON	F	22
	Lauren KIMURA	F	29
	Laura KINOSHITA	F	24
	Molly LEWIS	F	27
	Mike MACKENZIE	M	25
	Catherine MENZIES	F	32
	Tim TSANG	M	31
	Kevin UNDERHILL	M	32

Timing and Results provided by  TISSOT




Team Roster

As of TUE 12 JUL 2022

Colombia

Country Code Bib	Name	Gender	Age
COL	Colombia		29.7
	Ivan David ALBA HIDALGO	M	35
	Maria Manuela CARDENAS VASQUEZ	F	22
	Maria Valeria CARDENAS VASQUEZ	F	22
	Yina Paola CARTAGENA MUNOZ	F	31
	Julio David DUQUE PEDROZA	M	36
	Alexander FORD GARCIA	M	40
	Maria Angelica FORERO BECERRA	F	29
	Jose Jose JIMENEZ MARTINEZ	M	27
	Elizabeth MOSQUERA AGUILAR	F	29
	Laura Cristina OSPINA GOMEZ	F	28
	Simon RAMIREZ ORTIZ	M	22
	Andres Felipe RAMIREZ PELAEZ	M	25
	Jose Manuel ROSERO GIRALDO	M	27
	Alejandra Maria TORRES ECHEVERRY	F	43

Timing and Results provided by  TISSOT



Team Roster

As of TUE 12 JUL 2022

France

Country Code Bib	Name	Gender	Age
FRA	France		29.1
	Gael ANCELIN	M	32
	Celine ANTOINE	F	35
	Eric BECKER - CHAGNEUX	M	34
	Pauline BERTE	F	27
	Eva BORNOT	F	19
	Lison BORNOT	F	21
	Mathieu BOSSER	M	33
	Florence CAPELLE	F	36
	Coralie FOUQUET	F	22
	Vincent LEPAGNOL	M	35
	Aline MONDIOT	F	34
	Sacha POITTE-SOKOLSKY	M	26
	Sullivan ROBLET	M	26
	Quentin ROGER	M	28

Timing and Results provided by TISSOT




Team Roster

As of TUE 12 JUL 2022

Great Britain

Country Code Bib	Name	Gender	Age
GBR	Great Britain		30
	Tom ABRAMS	M	33
	Ben BURAK	M	28
	Justin FOORD	M	35
	Ollie GORDON	M	34
	Fiona KWAN	F	31
	Karen KWOK	F	30
	Alex LAKES	M	31
	Carla LINK	F	27
	Rachel NADEN	F	29
	Bex PALMER	F	26
	Ellie TAYLOR	F	27
	Molly WEDGE	F	29
	Nick WILLIAMS	M	29
	Ashley YEO	M	31

Timing and Results provided by  TISSOT






Team Roster

As of TUE 12 JUL 2022

Germany

Country Code Bib	Name	Gender	Age
GER	Germany		28.6
	Samuel BEUTTENMULLER	M	27
	Kyoko BINNEWIES	F	33
	Schlor CONRAD	M	27
	Steffen DOSCHER	M	29
	Anna GERNER	F	27
	Torben HORNSCHEMEYER	M	25
	Simona Christiane LIEBERTH	F	27
	Nico MULLER	M	29
	Annika PRIEN	F	33
	Katharina SCHULZE	F	28
	Sebastian SPIEGEL	M	29
	Lena TRAUTMANN	F	29
	Levke WALCZAK	F	26
	Marvin WALDVOGEL	M	31

Timing and Results provided by  TISSOT




Team Roster

As of TUE 12 JUL 2022

Japan

Country Code Bib	Name	Gender	Age
JPN	Japan		28.9
	Taiyo ARAKAWA	M	32
	Kazuki ASADA	M	28
	Taku HONNA	M	30
	Kanari IMANISHI	F	23
	Tomoko INAMURA	F	32
	Yuko KASHINO	F	32
	Hiroaki KITAO	M	24
	Masahiro MATSUNO	M	38
	Akifumi MURAOKA	M	28
	Kana NOGUCHI	F	30
	Keiichiro SHIBA	M	34
	Miwa TAJIMA	F	25
	Mayuka TAKADA	F	22
	Kaede YOSHIDA	F	26

Timing and Results provided by  TISSOT



Team Roster

As of TUE 12 JUL 2022

United States Of America

Country Code Bib	Name	Gender	Age
USA	United States Of America		30.1
	Claire CHASTAIN	F	32
	Khalif EL - SALAAM	M	29
	Carolyn FINNEY	F	34
	Dylan FREECHILD	M	31
	Nate GOFF	M	27
	Kaela HELTON	F	34
	Chris KOCHER	M	30
	Grant LINDSLEY	M	33
	Sarah MECKSTROTH	F	30
	Jimmy MICKLE	M	30
	Carolyn NORMILE	F	27
	Opi PAYNE	F	33
	Claire TROP	F	23
	Jack WILLIAMS	M	27

Legend:
F Female M Male






Results Summary

As of SAT 16 JUL 2022

Match	Name	Country Code	Result	Country Code	Name
TUE 12 JUL 2022					
Pool Round - Group A Game #1	Canada	CAN	5 - 13	GER	Germany
Pool Round - Group B Game #2	Australia	AUS	13 - 12	FRA	France
Pool Round - Group B Game #3	Colombia	COL	13 - 7	JPN	Japan
Pool Round - Group A Game #4	United States of America	USA	13 - 7	GBR	Great Britain
WED 13 JUL 2022					
Pool Round - Group B Game #5	Australia	AUS	13 - 11	JPN	Japan
Pool Round - Group A Game #6	Canada	CAN	13 - 11	GBR	Great Britain
Pool Round - Group A Game #7	United States of America	USA	10 - 13	GER	Germany
Pool Round - Group B Game #8	Colombia	COL	13 - 10	FRA	France
THU 14 JUL 2022					
Pool Round - Group A Game #9	Great Britain	GBR	8 - 10	GER	Germany
Pool Round - Group B Game #10	Japan	JPN	13 - 12	FRA	France
Pool Round - Group B Game #11	Colombia	COL	13 - 11	AUS	Australia
Pool Round - Group A Game #12	United States of America	USA	13 - 8	CAN	Canada
FRI 15 JUL 2022					
Consolation Semifinals Game #17	Canada	CAN	11 - 13	FRA	France
Consolation Semifinals Game #18	Japan	JPN	13 - 11	GBR	Great Britain
Semifinals Game #19	Colombia	COL	11 - 13	USA	United States of America
Semifinals Game #20	Germany	GER	12 - 13	AUS	Australia
SAT 16 JUL 2022					
7th Place Game	Canada	CAN	13 - 12	GBR	Great Britain
5th Place Game	France	FRA	11 - 13	JPN	Japan
Bronze Medal Game	Germany	GER	11 - 13	COL	Colombia
Gold Medal Game	Australia	AUS	11 - 13	USA	United States of America

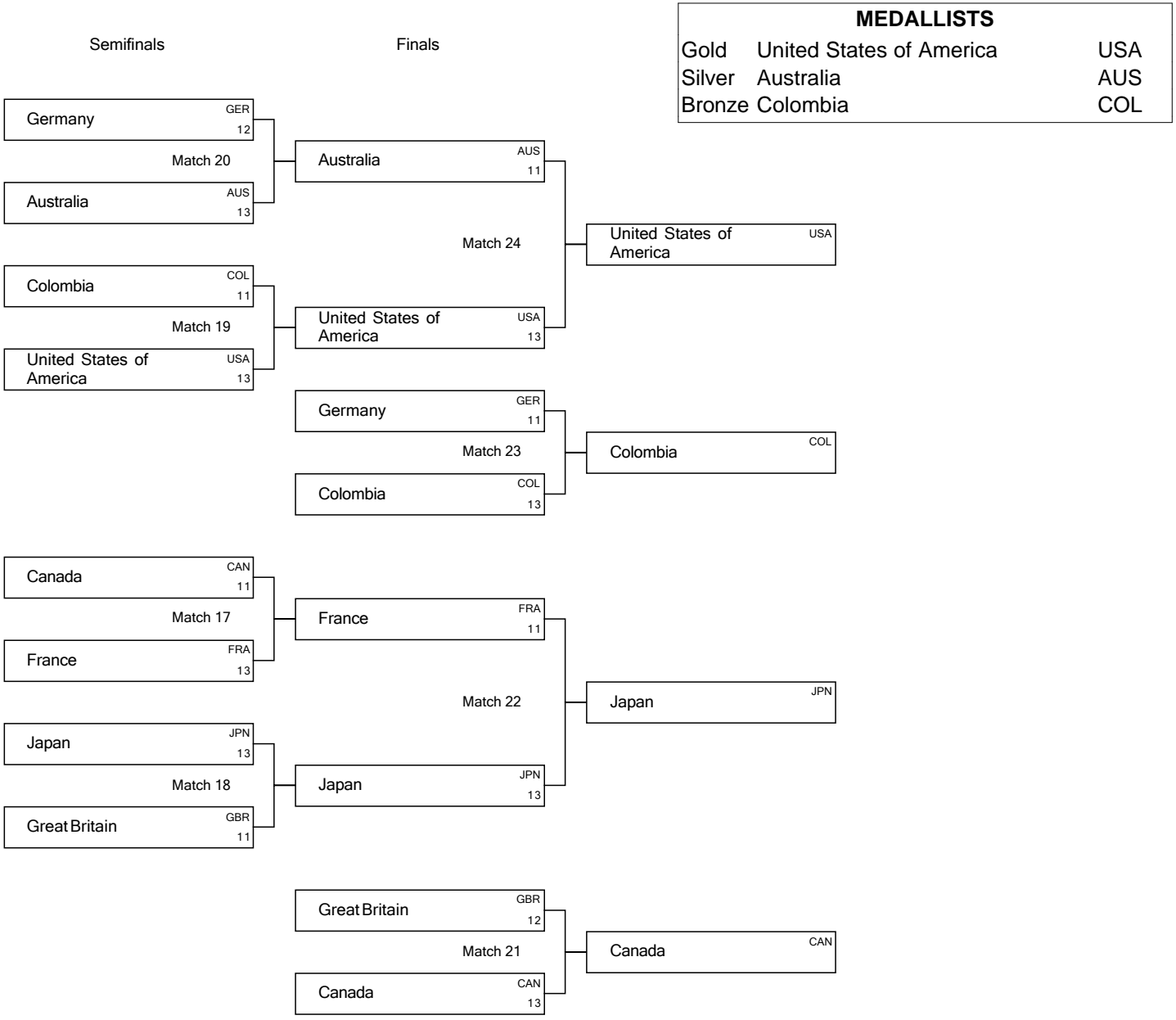
Timing and Results provided by  TISSOT





Brackets

As of SAT 16 JUL 2022



Timing and Results provided by **TISSOT**





Round Robin Summary

As of THU 14 JUL 2022


Pool Round - Group A

Rank	Country Code	Name	GER	USA	CAN	GBR	Games	Wins	Goals Scored	Goals Recieved	Goals Difference	Remark
1	GER	Germany	-	13	13	10	3	3	36	23	13	Q
2	USA	United States of America	10	-	13	13	3	2	36	28	8	Q
3	CAN	Canada	5	8	-	13	3	1	26	37	-11	
4	GBR	Great Britain	8	7	11	-	3	0	26	36	-10	

Pool Round - Group B

Rank	Country Code	Name	COL	AUS	JPN	FRA	Games	Wins	Goals Scored	Goals Recieved	Goals Difference	Remark
1	COL	Colombia	-	13	13	13	3	3	39	28	11	Q
2	AUS	Australia	11	-	13	13	3	2	37	36	1	Q
3	JPN	Japan	7	11	-	13	3	1	31	38	-7	
4	FRA	France	10	12	12	-	3	0	34	39	-5	

Legend:
Q Qualified

Timing and Results provided by  TISSOT



Tournament Summary

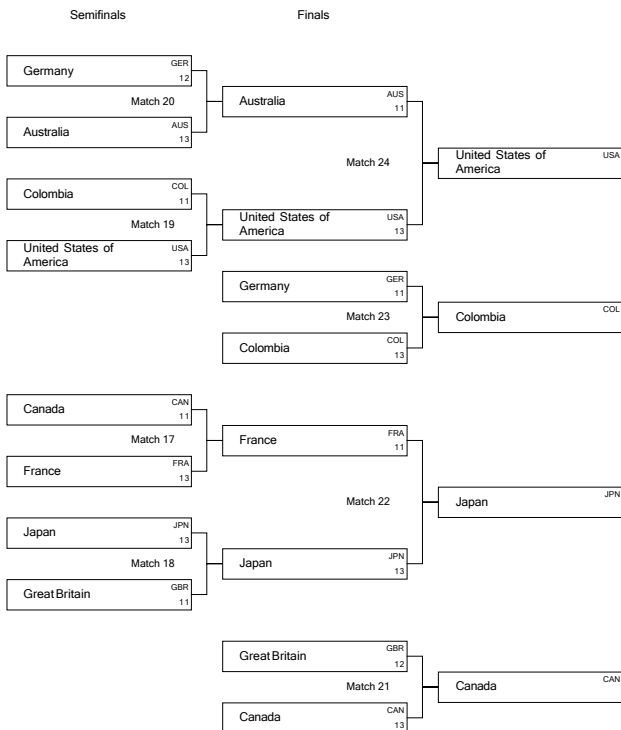
As of SAT 16 JUL 2022

Pool Round - Group A

Rank	Country Code	Name	GER	USA	CAN	GBR	Games	Wins	Goals Scored	Goals Recieved	Goals Difference	Remark
1	GER	Germany	-	13	13	10	3	3	36	23	13	Q
2	USA	United States of America	10	-	13	13	3	2	36	28	8	Q
3	CAN	Canada	5	8	-	13	3	1	26	37	-11	
4	GBR	Great Britain	8	7	11	-	3	0	26	36	-10	

Pool Round - Group B

Rank	Country Code	Name	COL	AUS	JPN	FRA	Games	Wins	Goals Scored	Goals Recieved	Goals Difference	Remark
1	COL	Colombia	-	13	13	13	3	3	39	28	11	Q
2	AUS	Australia	11	-	13	13	3	2	37	36	1	Q
3	JPN	Japan	7	11	-	13	3	1	31	38	-7	
4	FRA	France	10	12	12	-	3	0	34	39	-5	



MEDALLISTS		
Gold	United States of America	USA
Silver	Australia	AUS
Bronze	Colombia	COL

Legend:
Q Qualified


Timing and Results provided by TISSOT



Medallists

As of SAT 16 JUL 2022

GOLD	SILVER	BRONZE
USA - United States of America Carolyn FINNEY Kaela HELTON Opi PAYNE Dylan FREECHILD Grant LINDSLEY Nate GOFF Claire CHASTAIN Jimmy MICKLE Jack WILLIAMS Chris KOCHER Carolyn NORMILE Claire TROP Sarah MECKSTROTH Khalif EL - SALAAM	AUS - Australia Sally YU Kyal OH Sam McGUCKIN Alex PRENTICE Alex GAN Mish PHILLIPS Olivia CARR Caro MA Georgia EGAN-GRIFFITHS Rob ANDREWS Alexander LADOMATOS Cat PHILLIPS Tom TULETT Alex SHEPHERD	COL - Colombia Laura Cristina OSPINA GOMEZ Jose Manuel ROSERO GIRALDO Alejandra Maria TORRES ECHEVERRY Maria Manuela CARDENAS VASQUEZ Julio David DUQUE PEDROZA Alexander FORD GARCIA Ivan David ALBA HIDALGO Elizabeth MOSQUERA AGUILAR Yina Paola CARTAGENA MUNOZ Simon RAMIREZ ORTIZ Maria Valeria CARDENAS VASQUEZ Andres Felipe RAMIREZ PELAEZ Jose Jose JIMENEZ MARTINEZ Ximena MONTANA Jonathan CANTOR Maria Angelica FORERO BECERRA

Timing and Results provided by  TISSOT



Start List

As of SAT 16 JUL 2022


Canada vs Great Britain

Canada

Number	Name	Start Up
	Laura KINOSHITA	
0	Robbie BRENNAN	
2	Hannah DAWSON	
3	Andrew CARROLL	
5	Ty BARBIERI	
7	Mike MACKENZIE	
12	Alyssa MASON	
14	Sarah Beth JACOBSON	
16	Tim TSANG	
20	Lauren KIMURA	
35	Molly LEWIS	
70	Brittney dos SANTOS	
71	Malik AUGER-SEMMAR	
89	Kevin UNDERHILL	
90	Catherine MENZIES	

Great Britain

Number	Name	Start Up
5	Molly WEDGE	
7	Ben BURAK	
9	Karen KWOK	
14	Ollie GORDON	
16	Alex LAKES	
17	Carla LINK	
20	Ashley YEO	
28	Justin FOORD	
32	Tom ABRAMS	
35	Rachel NADEN	
37	Ellie TAYLOR	
46	Nick WILLIAMS	
54	Fiona KWAN	

Timing and Results provided by  TISSOT





Results

As of SAT 16 JUL 2022

Name	Country Code	Goals 1st Half	Timeouts 1st Half	Goals 2nd Half	Timeouts 2nd Half	Timeouts	Goals	Remark
------	--------------	----------------	-------------------	----------------	-------------------	----------	-------	--------

Canada	CAN	6		7			13	
---------------	------------	----------	--	----------	--	--	-----------	--


Bib	Name	Goals Thrown	Goals Caught
-----	------	--------------	--------------

- Laura KINOSHITA
- 0 Robbie BRENNAN
- 2 Hannah DAWSON
- 3 Andrew CARROLL
- 5 Ty BARBIERI
- 7 Mike MACKENZIE
- 12 Alyssa MASON
- 14 Sarah Beth JACOBSON
- 16 Tim TSANG
- 20 Lauren KIMURA
- 35 Molly LEWIS
- 70 Brittney dos SANTOS
- 71 Malik AUGER-SEMMAR
- 89 Kevin UNDERHILL
- 90 Catherine MENZIES

Great Britain	GBR	7		5			12	
----------------------	------------	----------	--	----------	--	--	-----------	--

Bib	Name	Goals Thrown	Goals Caught
-----	------	--------------	--------------

- 5 Molly WEDGE
- 7 Ben BURAK
- 9 Karen KWOK
- 14 Ollie GORDON
- 16 Alex LAKES
- 17 Carla LINK
- 20 Ashley YEO
- 28 Justin FOORD
- 32 Tom ABRAMS
- 35 Rachel NADEN
- 37 Ellie TAYLOR
- 46 Nick WILLIAMS
- 54 Fiona KWAN

Timing and Results provided by  TISSOT



Start List

As of FRI 15 JUL 2022


France vs Japan

France

Number	Name	Start Up
6	Florence CAPELLE	
7	Gael ANCELIN	
8	Celine ANTOINE	
13	Eva BORNOT	
14	Pauline BERTE	
18	Aline MONDIOT	
21	Lison BORNOT	
22	Sacha POITTE-SOKOLSKY	
23	Mathieu BOSSER	
24	Quentin ROGER	
26	Coralie FOUQUET	
71	Sullivan ROBLET	
77	Eric BECKER - CHAGNEUX	
80	Vincent LEPAGNOL	

Japan

Number	Name	Start Up
	Keiichiro SHIBA	
1	Kaede YOSHIDA	
4	Taku HONNA	
5	Kana NOGUCHI	
6	Akifumi MURAOKA	
7	Kazuki ASADA	
10	Masahiro MATSUNO	
16	Miwa TAJIMA	
18	Hiroaki KITAO	
21	Kanari IMANISHI	
24	Taiyo ARAKAWA	
34	Yohei OKUMURA	
39	Tomoko INAMURA	
64	Yuko KASHINO	
88	Mayuka TAKADA	

Timing and Results provided by  TISSOT



Results

As of SAT 16 JUL 2022

Name	Country Code	Goals 1st Half	Timeouts 1st Half	Goals 2nd Half	Timeouts 2nd Half	Timeouts	Goals	Remark
------	--------------	----------------	-------------------	----------------	-------------------	----------	-------	--------

France	FRA	3		8			11	
---------------	------------	----------	--	----------	--	--	-----------	--


Bib	Name	Goals Thrown	Goals Caught
-----	------	--------------	--------------

6 Florence CAPELLE
7 Gael ANCELIN
8 Celine ANTOINE
13 Eva BORNOT
14 Pauline BERTE
18 Aline MONDIOT
21 Lison BORNOT
22 Sacha POITTE-SOKOLSKY
23 Mathieu BOSSER
24 Quentin ROGER
26 Coralie FOUQUET
71 Sullivan ROBLET
77 Eric BECKER - CHAGNEUX
80 Vincent LEPAGNOL

Japan	JPN	7		6			13	
--------------	------------	----------	--	----------	--	--	-----------	--

Bib	Name	Goals Thrown	Goals Caught
-----	------	--------------	--------------

1 Kaede YOSHIDA
4 Taku HONNA
5 Kana NOGUCHI
6 Akifumi MURAOKA
7 Kazuki ASADA
10 Masahiro MATSUNO
16 Miwa TAJIMA
18 Hiroaki KITAO
21 Kanari IMANISHI
24 Taiyo ARAKAWA
34 Yohei OKUMURA
39 Tomoko INAMURA
64 Yuko KASHINO
88 Mayuka TAKADA

Timing and Results provided by  TISSOT





Start List

As of SAT 16 JUL 2022


Germany vs Colombia

Germany

Number	Name	Start Up
5	Sebastian SPIEGEL	X
11	Katharina SCHULZE	X
24	Lena TRAUTMANN	X
27	Torben HORNSCHEMEYER	X
42	Levke WALCZAK	X
47	Conrad SCHLOR	X
89	Kyoko BINNEWIES	X
2	Annika PRIEN	
10	Marvin WALDVOGEL	
14	Simona LIEBERTH	
17	Anna GERNER	
18	Samuel BEUTTENMULLER	
20	Nico MULLER	
37	Steffen DOSCHER	

Colombia

Number	Name	Start Up
1	Alejandra Maria TORRES ECHEVERRY	X
10	Julio David DUQUE PEDROZA	X
11	Alexander FORD GARCIA	X
15	Elizabeth MOSQUERA AGUILAR	X
20	Yina Paola CARTAGENA MUNOZ	X
44	Andres Felipe RAMIREZ PELAEZ	X
72	Jonathan CANTOR	X
8	Maria Manuela CARDENAS VASQUEZ	
12	Ivan David ALBA HIDALGO	
	Laura Cristina OSPINA GOMEZ	
	Jose Manuel ROSERO GIRALDO	
26	Simon RAMIREZ ORTIZ	
33	Maria Valeria CARDENAS VASQUEZ	
56	Jose Jose JIMENEZ MARTINEZ	
57	Ximena MONTANA	
96	Maria Angelica FORERO BECERRA	

Timing and Results provided by  TISSOT





Results

As of SAT 16 JUL 2022

Name	Country Code	Goals 1st Half	Timeouts 1st Half	Goals 2nd Half	Timeouts 2nd Half	Timeouts	Goals	Remark
------	--------------	----------------	-------------------	----------------	-------------------	----------	-------	--------

Germany	GER	3		8			11	
----------------	------------	----------	--	----------	--	--	-----------	--


Bib	Name	Goals Thrown	Goals Caught
-----	------	--------------	--------------

2	Annika PRIEN	1	3
5	Sebastian SPIEGEL		1
10	Marvin WALDVOGEL		1
11	Katharina SCHULZE		
14	Simona LIEBERTH		1
17	Anna GERNER		2
18	Samuel BEUTTENMULLER	3	1
20	Nico MULLER	5	
24	Lena TRAUTMANN		
27	Torben HORNSCHEMEYER		
37	Steffen DOSCHER		1
42	Levke WALCZAK	1	1
47	Conrad SCHLOR		
89	Kyoko BINNEWIES		

Colombia	COL	7		6			13	
-----------------	------------	----------	--	----------	--	--	-----------	--

Bib	Name	Goals Thrown	Goals Caught
-----	------	--------------	--------------

	Laura Cristina OSPINA GOMEZ		
	Jose Manuel ROSERO GIRALDO		
1	Alejandra Maria TORRES ECHEVERRY		
8	Maria Manuela CARDENAS VASQUEZ	2	
10	Julio David DUQUE PEDROZA		1
11	Alexander FORD GARCIA		1
12	Ivan David ALBA HIDALGO		3
15	Elizabeth MOSQUERA AGUILAR		
20	Yina Paola CARTAGENA MUNOZ	3	2
26	Simon RAMIREZ ORTIZ		2
33	Maria Valeria CARDENAS VASQUEZ	4	1
44	Andres Felipe RAMIREZ PELAEZ	1	1
56	Jose Jose JIMENEZ MARTINEZ		
57	Ximena MONTANA	1	
72	Jonathan CANTOR	1	1
96	Maria Angelica FORERO BECERRA	1	1

Timing and Results provided by  TISSOT



Start List

As of SAT 16 JUL 2022


Australia vs United States of America

Australia

Number	Name	Start Up
2	Sally YU	X
3	Kyal OH	X
17	Mish PHILLIPS	X
23	Georgia EGAN-GRIFFITHS	X
25	Rob ANDREWS	X
31	Alexander LADOMATOS	X
99	Alex SHEPHERD	X
7	Sam McGUCKIN	
9	Alex PRENTICE	
10	Alex GAN	
19	Olivia CARR	
20	Caro MA	
35	Cat PHILLIPS	
85	Tom TULETT	

United States of America

Number	Name	Start Up
7	Opi PAYNE	X
9	Dylan FREECHILD	X
10	Grant LINDSLEY	X
11	Nate GOFF	X
28	Jack WILLIAMS	X
36	Carolyn NORMILE	X
37	Claire TROP	X
3	Carolyn FINNEY	
5	Kaela HELTON	
17	Claire CHASTAIN	
23	Jimmy MICKLE	
31	Chris KOCHER	
44	Sarah MECKSTROTH	
99	Khalif EL - SALAAM	

Timing and Results provided by  TISSOT





Results

As of SAT 16 JUL 2022

Name	Country Code	Goals 1st Half	Timeouts 1st Half	Goals 2nd Half	Timeouts 2nd Half	Timeouts	Goals	Remark
------	--------------	----------------	-------------------	----------------	-------------------	----------	-------	--------

Australia	AUS	3		8			11	
------------------	------------	----------	--	----------	--	--	-----------	--


Bib	Name	Goals Thrown	Goals Caught
-----	------	--------------	--------------

2	Sally YU		
3	Kyal OH		
7	Sam McGUCKIN		2
9	Alex PRENTICE		1
10	Alex GAN		1
17	Mish PHILLIPS		
19	Olivia CARR		2
20	Caro MA	2	
23	Georgia EGAN-GRIFFITHS		
25	Rob ANDREWS	1	2
31	Alexander LADOMATOS		
35	Cat PHILLIPS	2	2
85	Tom TULETT	4	
99	Alex SHEPHERD	2	1

United States of America	USA	7		6			13	
---------------------------------	------------	----------	--	----------	--	--	-----------	--

Bib	Name	Goals Thrown	Goals Caught
-----	------	--------------	--------------

3	Carolyn FINNEY	2	2
5	Kaela HELTON		
7	Opi PAYNE	1	
9	Dylan FREECHILD	1	1
10	Grant LINDSLEY	2	
11	Nate GOFF		1
17	Claire CHASTAIN		1
23	Jimmy MICKLE	1	2
28	Jack WILLIAMS	4	2
31	Chris KOCHER		1
36	Carolyn NORMILE		1
37	Claire TROP		1
44	Sarah MECKSTROTH	2	
99	Khalif EL - SALAAM		

Timing and Results provided by  TISSOT





Start List

As of FRI 15 JUL 2022


Colombia vs United States of America

Colombia

Number	Name	Start Up
8	Maria Manuela CARDENAS VASQUEZ	X
10	Julio David DUQUE PEDROZA	X
12	Ivan David ALBA HIDALGO	X
15	Elizabeth MOSQUERA AGUILAR	X
44	Andres Felipe RAMIREZ PELAEZ	X
56	Jose Jose JIMENEZ MARTINEZ	X
96	Maria Angelica FORERO BECERRA	X
1	Alejandra Maria TORRES ECHEVERRY	
7	Ximena MONTANA	
	Laura Cristina OSPINA GOMEZ	
	Jose Manuel ROSERO GIRALDO	
11	Alexander FORD GARCIA	
20	Yina Paola CARTAGENA MUNOZ	
26	Simon RAMIREZ ORTIZ	
33	Maria Valeria CARDENAS VASQUEZ	
72	Jonathan CANTOR	

United States of America

Number	Name	Start Up
7	Opi PAYNE	X
9	Dylan FREECHILD	X
10	Grant LINDSLEY	X
11	Nate GOFF	X
28	Jack WILLIAMS	X
36	Carolyn NORMILE	X
37	Claire TROP	X
3	Carolyn FINNEY	
5	Kaela HELTON	
17	Claire CHASTAIN	
23	Jimmy MICKLE	
31	Chris KOCHER	
44	Sarah MECKSTROTH	
99	Khalif EL - SALAAM	

Timing and Results provided by 





Results

As of FRI 15 JUL 2022

Name	Country Code	Goals 1st Half	Timeouts 1st Half	Goals 2nd Half	Timeouts 2nd Half	Timeouts	Goals	Remark
------	--------------	----------------	-------------------	----------------	-------------------	----------	-------	--------

Colombia	COL	4		7			11	
-----------------	------------	----------	--	----------	--	--	-----------	--


Bib	Name	Goals Thrown	Goals Caught
-----	------	--------------	--------------

Laura Cristina OSPINA GOMEZ
Jose Manuel ROSERO GIRALDO
1 Alejandra Maria TORRES ECHEVERRY 1
7 Ximena MONTANA
8 Maria Manuela CARDENAS VASQUEZ 1 1
10 Julio David DUQUE PEDROZA
11 Alexander FORD GARCIA 2
12 Ivan David ALBA HIDALGO
15 Elizabeth MOSQUERA AGUILAR
20 Yina Paola CARTAGENA MUNOZ 2 2
26 Simon RAMIREZ ORTIZ 1
33 Maria Valeria CARDENAS VASQUEZ 3
44 Andres Felipe RAMIREZ PELAEZ 1 1
56 Jose Jose JIMENEZ MARTINEZ 2 1
72 Jonathan CANTOR 1 1
96 Maria Angelica FORERO BECERRA 2

United States of America	USA	7		6			13	
---------------------------------	------------	----------	--	----------	--	--	-----------	--

Bib	Name	Goals Thrown	Goals Caught
-----	------	--------------	--------------

3 Carolyn FINNEY 2
5 Kaela HELTON
7 Opi PAYNE 2 1
9 Dylan FREECHILD 2
10 Grant LINDSLEY 2
11 Nate GOFF 1 1
17 Claire CHASTAIN 1 2
23 Jimmy MICKLE 1 1
28 Jack WILLIAMS 3 1
31 Chris KOCHER
36 Carolyn NORMILE
37 Claire TROP 4
44 Sarah MECKSTROTH 1
99 Khalif EL - SALAAM 1

Timing and Results provided by 



Start List

As of FRI 15 JUL 2022


Germany vs Australia

Germany

Number	Name	Start Up
2	Annika PRIEN	X
17	Anna GERNER	X
18	Samuel BEUTTENMULLER	X
20	Nico MULLER	X
37	Steffen DOSCHER	X
42	Levke WALCZAK	X
89	Kyoko BINNEWIES	X
5	Sebastian SPIEGEL	
10	Marvin WALDVOGEL	
11	Katharina SCHULZE	
14	Simona Christiane LIEBERTH	
24	Lena TRAUTMANN	
27	Torben HORNSCHEMEYER	
47	Schlor CONRAD	

Australia

Number	Name	Start Up
2	Sally YU	X
3	Kyal OH	X
17	Mish PHILLIPS	X
20	Caro MA	X
23	G EGAN-GRIFFITHS	X
25	Rob ANDREWS	X
31	Alex LADOMATOS	X
7	Sam McGUCKIN	
9	Alex PRENTICE	
10	Alex GAN	
19	Liv CARR	
35	Cat PHILLIPS	
85	Tom TULETT	
99	Alex SHEPHERD	

Timing and Results provided by 





Results

As of FRI 15 JUL 2022

Name	Country Code	Goals 1st Half	Timeouts 1st Half	Goals 2nd Half	Timeouts 2nd Half	Timeouts	Goals	Remark
------	--------------	----------------	-------------------	----------------	-------------------	----------	-------	--------

Germany	GER	7		5			12	
----------------	------------	----------	--	----------	--	--	-----------	--


Bib	Name	Goals Thrown	Goals Caught
-----	------	--------------	--------------

2	Annika PRIEN		2
5	Sebastian SPIEGEL		1
10	Marvin WALDVOGEL		
11	Katharina SCHULZE		
14	Simona Christiane LIEBERTH		1
17	Anna GERNER	1	1
18	Samuel BEUTTENMULLER		
20	Nico MULLER	6	
24	Lena TRAUTMANN		1
27	Torben HORNSCHEMEYER	1	
37	Steffen DOSCHER	2	2
42	Levke WALCZAK	1	
47	Schlör CONRAD	1	2
89	Kyoko BINNEWIES		1

Australia	AUS	5		8			13	
------------------	------------	----------	--	----------	--	--	-----------	--

Bib	Name	Goals Thrown	Goals Caught
-----	------	--------------	--------------

2	Sally YU		
3	Kyal OH		
7	Sam McGUCKIN		2
9	Alex PRENTICE		
10	Alex GAN	1	1
17	Mish PHILLIPS		
19	Liv CARR		1
20	Caro MA	1	
23	G EGAN-GRIFFITHS		1
25	Rob ANDREWS	1	4
31	Alex LADOMATOS	2	
35	Cat PHILLIPS	3	1
85	Tom TULETT	5	
99	Alex SHEPHERD		3

Timing and Results provided by  TISSOT



Start List

As of THU 14 JUL 2022


Canada vs France

Canada

Number	Name	Start Up
	Laura KINOSHITA	
0	Robbie BRENNAN	
2	Hannah DAWSON	
3	Andrew CARROLL	
5	Ty BARBIERI	
7	Mike MACKENZIE	
12	Alyssa MASON	
14	Sarah Beth JACOBSON	
16	Tim TSANG	
20	Lauren KIMURA	
35	Molly LEWIS	
70	Brittney dos SANTOS	
71	Malik AUGER-SEMMAR	
89	Kevin UNDERHILL	
90	Catherine MENZIES	

France

Number	Name	Start Up
6	Florence CAPELLE	
7	Gael ANCELIN	
8	Celine ANTOINE	
13	Eva BORNOT	
14	Pauline BERTE	
18	Aline MONDIOT	
21	Lison BORNOT	
22	Sacha POITTE-SOKOLSKY	
23	Mathieu BOSSER	
24	Quentin ROGER	
26	Coralie FOUQUET	
71	Sullivan ROBLET	
77	Eric BECKER - CHAGNEUX	
80	Vincent LEPAGNOL	

Timing and Results provided by  TISSOT





Results

As of FRI 15 JUL 2022

Name	Country Code	Goals 1st Half	Timeouts 1st Half	Goals 2nd Half	Timeouts 2nd Half	Timeouts	Goals	Remark
------	--------------	----------------	-------------------	----------------	-------------------	----------	-------	--------

Canada	CAN	6		5			11	
--------	-----	---	--	---	--	--	----	--


Bib	Name	Goals Thrown	Goals Caught
-----	------	--------------	--------------

- Laura KINOSHITA
- 0 Robbie BRENNAN
- 2 Hannah DAWSON
- 3 Andrew CARROLL
- 5 Ty BARBIERI
- 7 Mike MACKENZIE
- 12 Alyssa MASON
- 14 Sarah Beth JACOBSON
- 16 Tim TSANG
- 20 Lauren KIMURA
- 35 Molly LEWIS
- 70 Brittney dos SANTOS
- 71 Malik AUGER-SEMMAR
- 89 Kevin UNDERHILL
- 90 Catherine MENZIES

France	FRA	7		6			13	
--------	-----	---	--	---	--	--	----	--

Bib	Name	Goals Thrown	Goals Caught
-----	------	--------------	--------------

- 6 Florence CAPELLE
- 7 Gael ANCELIN
- 8 Celine ANTOINE
- 13 Eva BORNOT
- 14 Pauline BERTE
- 18 Aline MONDIOT
- 21 Lison BORNOT
- 22 Sacha POITTE-SOKOLSKY
- 23 Mathieu BOSSER
- 24 Quentin ROGER
- 26 Coralie FOUQUET
- 71 Sullivan ROBLET
- 77 Eric BECKER - CHAGNEUX
- 80 Vincent LEPAGNOL

Timing and Results provided by  TISSOT





Start List

As of THU 14 JUL 2022


Japan vs Great Britain

Japan

Number	Name	Start Up
	Keiichiro SHIBA	
1	Kaede YOSHIDA	
4	Taku HONNA	
5	Kana NOGUCHI	
6	Akifumi MURAOKA	
7	Kazuki ASADA	
10	Masahiro MATSUNO	
16	Miwa TAJIMA	
18	Hiroaki KITAO	
21	Kanari IMANISHI	
24	Taiyo ARAKAWA	
34	Yohei OKUMURA	
39	Tomoko INAMURA	
64	Yuko KASHINO	
88	Mayuka TAKADA	

Great Britain

Number	Name	Start Up
1	William Richard Charles ROWLEDGE	
5	Molly WEDGE	
7	Ben BURAK	
9	Karen KWOK	
12	Bex PALMER	
14	Ollie GORDON	
16	Alex LAKES	
17	Carla LINK	
20	Ashley YEO	
28	Justin FOORD	
32	Tom ABRAMS	
35	Rachel NADEN	
37	Ellie TAYLOR	
46	Nick WILLIAMS	
54	Fiona KWAN	

Timing and Results provided by  TISSOT





Results

As of FRI 15 JUL 2022

Name	Country Code	Goals 1st Half	Timeouts 1st Half	Goals 2nd Half	Timeouts 2nd Half	Timeouts	Goals	Remark
------	--------------	----------------	-------------------	----------------	-------------------	----------	-------	--------

Japan	JPN	6		7			13	
--------------	------------	----------	--	----------	--	--	-----------	--


Bib	Name	Goals Thrown	Goals Caught
-----	------	--------------	--------------

- Keiichiro SHIBA
- 1 Kaede YOSHIDA
- 4 Taku HONNA
- 5 Kana NOGUCHI
- 6 Akifumi MURAOKA
- 7 Kazuki ASADA
- 10 Masahiro MATSUNO
- 16 Miwa TAJIMA
- 18 Hiroaki KITAO
- 21 Kanari IMANISHI
- 24 Taiyo ARAKAWA
- 34 Yohei OKUMURA
- 39 Tomoko INAMURA
- 64 Yuko KASHINO
- 88 Mayuka TAKADA

Great Britain	GBR	7		4			11	
----------------------	------------	----------	--	----------	--	--	-----------	--

Bib	Name	Goals Thrown	Goals Caught
-----	------	--------------	--------------

- 1 William Richard Charles ROWLEDGE
- 5 Molly WEDGE
- 7 Ben BURAK
- 9 Karen KWOK
- 12 Bex PALMER
- 14 Ollie GORDON
- 16 Alex LAKES
- 17 Carla LINK
- 20 Ashley YEO
- 28 Justin FOORD
- 32 Tom ABRAMS
- 35 Rachel NADEN
- 37 Ellie TAYLOR
- 46 Nick WILLIAMS
- 54 Fiona KWAN

Timing and Results provided by  TISSOT






Start List Summary

As of WED 13 JUL 2022

Date Time	Match	Name	Country Code	vs	Country Code	Name
TUE 12 JUL 2022						
11:30	Game #2	Australia	AUS	-	FRA	France
16:00	Game #3	Colombia	COL	-	JPN	Japan
WED 13 JUL 2022						
09:30	Game #5	Australia	AUS	-	JPN	Japan
18:00	Game #8	Colombia	COL	-	FRA	France
THU 14 JUL 2022						
11:30	Game #10	Japan	JPN	-	FRA	France
16:00	Game #11	Colombia	COL	-	AUS	Australia

Timing and Results provided by  **TISSOT**



Start List

As of TUE 12 JUL 2022


Australia vs France

Australia

Number	Name	Start Up
2	Sally YU	X
3	Kyal OH	X
7	Sam McGUCKIN	X
9	Alex PRENTICE	X
10	Alex GAN	X
17	Mish PHILLIPS	X
19	Liv CARR	X
20	Caro MA	X
23	G EGAN-GRIFFITHS	X
25	Rob ANDREWS	X
31	Alex LADOMATOS	X
35	Cat PHILLIPS	X
85	Tom TULETT	X
99	Alex SHEPHERD	X

France

Number	Name	Start Up
6	Florence CAPELLE	X
7	Gael ANCELIN	X
8	Celine ANTOINE	X
13	Eva BORNOT	X
14	Pauline BERTE	X
18	Aline MONDIOT	X
21	Lison BORNOT	X
22	Sacha POITTE-SOKOLSKY	X
23	Mathieu BOSSER	X
24	Quentin ROGER	X
26	Coralie FOUQUET	X
71	Sullivan ROBLET	X
77	Eric BECKER - CHAGNEUX	X
80	Vincent LEPAGNOL	X

Timing and Results provided by  TISSOT





Results

As of TUE 12 JUL 2022

Name	Country Code	Goals 1st Half	Timeouts 1st Half	Goals 2nd Half	Timeouts 2nd Half	Timeouts	Goals	Remark
------	--------------	----------------	-------------------	----------------	-------------------	----------	-------	--------

Australia	AUS	7		6			13	
------------------	------------	----------	--	----------	--	--	-----------	--


Bib	Name	Goals Thrown	Goals Caught
-----	------	--------------	--------------

2 Sally YU
3 Kyal OH
7 Sam McGUCKIN
9 Alex PRENTICE
10 Alex GAN
17 Mish PHILLIPS
19 Liv CARR
20 Caro MA
23 G EGAN-GRIFFITHS
25 Rob ANDREWS
31 Alex LADOMATOS
35 Cat PHILLIPS
85 Tom TULETT
99 Alex SHEPHERD

France	FRA	5		7			12	
---------------	------------	----------	--	----------	--	--	-----------	--

Bib	Name	Goals Thrown	Goals Caught
-----	------	--------------	--------------

6 Florence CAPELLE
7 Gael ANCELIN
8 Celine ANTOINE
13 Eva BORNOT
14 Pauline BERTE
18 Aline MONDIOT
21 Lison BORNOT
22 Sacha POITTE-SOKOLSKY
23 Mathieu BOSSER
24 Quentin ROGER
26 Coralie FOUQUET
71 Sullivan ROBLET
77 Eric BECKER - CHAGNEUX
80 Vincent LEPAGNOL

Timing and Results provided by  TISSOT





Start List

As of TUE 12 JUL 2022


Colombia vs Japan

Colombia

Number	Name	Start Up
1	Alejandra Maria TORRES ECHEVERRY	X
7	Ximena MONTANA	X
8	Maria Manuela CARDENAS VASQUEZ	X
10	Julio David DUQUE PEDROZA	X
11	Alexander FORD GARCIA	X
12	Ivan David ALBA HIDALGO	X
15	Elizabeth MOSQUERA AGUILAR	X
20	Yina Paola CARTAGENA MUNOZ	X
26	Simon RAMIREZ ORTIZ	X
33	Maria Valeria CARDENAS VASQUEZ	X
44	Andres Felipe RAMIREZ PELAEZ	X
56	Jose Jose JIMENEZ MARTINEZ	X
79	Jonathan CANTOR	X
96	Maria Angelica FORERO BECERRA	X

Japan

Number	Name	Start Up
1	Kaede YOSHIDA	X
4	Taku HONNA	X
5	Kana NOGUCHI	X
6	Akifumi MURAOKA	X
7	Kazuki ASADA	X
10	Masahiro MATSUNO	X
16	Miwa TAJIMA	X
18	Hiroaki KITAO	X
21	Kanari IMANISHI	X
24	Taiyo ARAKAWA	X
34	Yohei OKUMURA	X
39	Tomoko INAMURA	X
64	Yuko KASHINO	X
88	Mayuka TAKADA	X

Timing and Results provided by  TISSOT





Results

As of TUE 12 JUL 2022

Name	Country Code	Goals 1st Half	Timeouts 1st Half	Goals 2nd Half	Timeouts 2nd Half	Timeouts	Goals	Remark
------	--------------	----------------	-------------------	----------------	-------------------	----------	-------	--------

Colombia	COL	7		6			13	
-----------------	------------	----------	--	----------	--	--	-----------	--


Bib	Name	Goals Thrown	Goals Caught
-----	------	--------------	--------------

- 1 Alejandra Maria TORRES ECHEVERRY
- 7 Ximena MONTANA
- 8 Maria Manuela CARDENAS VASQUEZ
- 10 Julio David DUQUE PEDROZA
- 11 Alexander FORD GARCIA
- 12 Ivan David ALBA HIDALGO
- 15 Elizabeth MOSQUERA AGUILAR
- 20 Yina Paola CARTAGENA MUNOZ
- 26 Simon RAMIREZ ORTIZ
- 33 Maria Valeria CARDENAS VASQUEZ
- 44 Andres Felipe RAMIREZ PELAEZ
- 56 Jose Jose JIMENEZ MARTINEZ
- 79 Jonathan CANTOR
- 96 Maria Angelica FORERO BECERRA

Japan	JPN	3		4			7	
--------------	------------	----------	--	----------	--	--	----------	--

Bib	Name	Goals Thrown	Goals Caught
-----	------	--------------	--------------

- 1 Kaede YOSHIDA
- 4 Taku HONNA
- 5 Kana NOGUCHI
- 6 Akifumi MURAOKA
- 7 Kazuki ASADA
- 10 Masahiro MATSUNO
- 16 Miwa TAJIMA
- 18 Hiroaki KITAO
- 21 Kanari IMANISHI
- 24 Taiyo ARAKAWA
- 34 Yohei OKUMURA
- 39 Tomoko INAMURA
- 64 Yuko KASHINO
- 88 Mayuka TAKADA

Timing and Results provided by  TISSOT



Start List

As of WED 13 JUL 2022


Australia vs Japan

Australia

Number	Name	Start Up
2	Sally YU	X
3	Kyal OH	X
7	Sam McGUCKIN	X
9	Alex PRENTICE	X
10	Alex GAN	X
17	Mish PHILLIPS	X
19	Liv CARR	X
20	Caro MA	X
23	G EGAN-GRIFFITHS	X
25	Rob ANDREWS	X
31	Alex LADOMATOS	X
35	Cat PHILLIPS	X
85	Tom TULETT	X
99	Alex SHEPHERD	X

Japan

Number	Name	Start Up
1	Kaede YOSHIDA	X
4	Taku HONNA	X
5	Kana NOGUCHI	X
6	Akifumi MURAOKA	X
7	Kazuki ASADA	X
10	Masahiro MATSUNO	X
16	Miwa TAJIMA	X
18	Hiroaki KITAO	X
21	Kanari IMANISHI	X
24	Taiyo ARAKAWA	X
34	Yohei OKUMURA	X
39	Tomoko INAMURA	X
64	Yuko KASHINO	X
88	Mayuka TAKADA	X

Timing and Results provided by  TISSOT



Results

As of WED 13 JUL 2022

Name	Country Code	Goals 1st Half	Timeouts 1st Half	Goals 2nd Half	Timeouts 2nd Half	Timeouts	Goals	Remark
------	--------------	----------------	-------------------	----------------	-------------------	----------	-------	--------

Australia	AUS	7		6			13	
------------------	------------	----------	--	----------	--	--	-----------	--


Bib	Name	Goals Thrown	Goals Caught
-----	------	--------------	--------------

2	Sally YU		
3	Kyal OH		
7	Sam McGUCKIN	3	2
9	Alex PRENTICE	1	
10	Alex GAN	1	
17	Mish PHILLIPS		
19	Liv CARR	2	
20	Caro MA		
23	G EGAN-GRIFFITHS		
25	Rob ANDREWS	3	5
31	Alex LADOMATOS		
35	Cat PHILLIPS	1	
85	Tom TULETT	2	
99	Alex SHEPHERD		

Japan	JPN	6		5			11	
--------------	------------	----------	--	----------	--	--	-----------	--

Bib	Name	Goals Thrown	Goals Caught
-----	------	--------------	--------------

1	Kaede YOSHIDA	4	
4	Taku HONNA	2	
5	Kana NOGUCHI		
6	Akifumi MURAOKA	1	1
7	Kazuki ASADA	1	
10	Masahiro MATSUNO		
16	Miwa TAJIMA		
18	Hiroaki KITAO		
21	Kanari IMANISHI		1
24	Taiyo ARAKAWA	1	
34	Yohei OKUMURA		
39	Tomoko INAMURA	1	
64	Yuko KASHINO	1	
88	Mayuka TAKADA		

Timing and Results provided by  TISSOT



Start List

As of WED 13 JUL 2022


Colombia vs France

Colombia

Number	Name	Start Up
1	Alejandra Maria TORRES ECHEVERRY	X
7	Ximena MONTANA	X
8	Maria Manuela CARDENAS VASQUEZ	X
10	Julio David DUQUE PEDROZA	X
11	Alexander FORD GARCIA	X
12	Ivan David ALBA HIDALGO	X
15	Elizabeth MOSQUERA AGUILAR	X
20	Yina Paola CARTAGENA MUNOZ	X
26	Simon RAMIREZ ORTIZ	X
33	Maria Valeria CARDENAS VASQUEZ	X
44	Andres Felipe RAMIREZ PELAEZ	X
56	Jose Jose JIMENEZ MARTINEZ	X
79	Jonathan CANTOR	X
96	Maria Angelica FORERO BECERRA	X

France

Number	Name	Start Up
6	Florence CAPELLE	X
7	Gael ANCELIN	X
8	Celine ANTOINE	X
13	Eva BORNOT	X
14	Pauline BERTE	X
18	Aline MONDIOT	X
21	Lison BORNOT	X
22	Sacha POITTE-SOKOLSKY	X
23	Mathieu BOSSER	X
24	Quentin ROGER	X
26	Coralie FOUQUET	X
71	Sullivan ROBLET	X
77	Eric BECKER - CHAGNEUX	X
80	Vincent LEPAGNOL	X

Timing and Results provided by  TISSOT





Results

As of WED 13 JUL 2022

Name	Country Code	Goals 1st Half	Timeouts 1st Half	Goals 2nd Half	Timeouts 2nd Half	Timeouts	Goals	Remark
------	--------------	----------------	-------------------	----------------	-------------------	----------	-------	--------

Colombia COL 7 6 13


Bib	Name	Goals Thrown	Goals Caught
-----	------	--------------	--------------

- 1 Alejandra Maria TORRES ECHEVERRY
- 7 Ximena MONTANA
- 8 Maria Manuela CARDENAS VASQUEZ
- 10 Julio David DUQUE PEDROZA
- 11 Alexander FORD GARCIA 1
- 12 Ivan David ALBA HIDALGO 1
- 15 Elizabeth MOSQUERA AGUILAR 3
- 20 Yina Paola CARTAGENA MUNOZ
- 26 Simon RAMIREZ ORTIZ
- 33 Maria Valeria CARDENAS VASQUEZ 2
- 44 Andres Felipe RAMIREZ PELAEZ 1
- 56 Jose Jose JIMENEZ MARTINEZ 4
- 79 Jonathan CANTOR 1
- 96 Maria Angelica FORERO BECERRA

France FRA 6 4 10

Bib	Name	Goals Thrown	Goals Caught
-----	------	--------------	--------------

- 6 Florence CAPELLE
- 7 Gael ANCELIN
- 8 Celine ANTOINE
- 13 Eva BORNOT
- 14 Pauline BERTE 1
- 18 Aline MONDIOT
- 21 Lison BORNOT
- 22 Sacha POITTE-SOKOLSKY 1
- 23 Mathieu BOSSER 1
- 24 Quentin ROGER
- 26 Coralie FOUQUET
- 71 Sullivan ROBLET 5
- 77 Eric BECKER - CHAGNEUX 1
- 80 Vincent LEPAGNOL

Timing and Results provided by  TISSOT





Start List

As of WED 13 JUL 2022


Japan vs France

Japan

Number	Name	Start Up
1	Kaede YOSHIDA	X
4	Taku HONNA	X
5	Kana NOGUCHI	X
6	Akifumi MURAOKA	X
7	Kazuki ASADA	X
10	Masahiro MATSUNO	X
16	Miwa TAJIMA	X
18	Hiroaki KITAO	X
21	Kanari IMANISHI	X
24	Taiyo ARAKAWA	X
34	Yohei OKUMURA	X
39	Tomoko INAMURA	X
64	Yuko KASHINO	X
88	Mayuka TAKADA	X
	Keiichiro SHIBA	

France

Number	Name	Start Up
6	Florence CAPELLE	X
7	Gael ANCELIN	X
8	Celine ANTOINE	X
13	Eva BORNOT	X
14	Pauline BERTE	X
18	Aline MONDIOT	X
21	Lison BORNOT	X
22	Sacha POITTE-SOKOLSKY	X
23	Mathieu BOSSER	X
24	Quentin ROGER	X
26	Coralie FOUQUET	X
71	Sullivan ROBLET	X
77	Eric BECKER - CHAGNEUX	X
80	Vincent LEPAGNOL	X

Timing and Results provided by  TISSOT



Results

As of THU 14 JUL 2022

Name	Country Code	Goals 1st Half	Timeouts 1st Half	Goals 2nd Half	Timeouts 2nd Half	Timeouts	Goals	Remark
------	--------------	----------------	-------------------	----------------	-------------------	----------	-------	--------

Japan	JPN	7		6			13	
--------------	------------	----------	--	----------	--	--	-----------	--


Bib	Name	Goals Thrown	Goals Caught
-----	------	--------------	--------------

	Keiichiro SHIBA		
1	Kaede YOSHIDA	1	
4	Taku HONNA	1	
5	Kana NOGUCHI		
6	Akifumi MURAOKA		1
7	Kazuki ASADA		
10	Masahiro MATSUNO		2
16	Miwa TAJIMA		
18	Hiroaki KITAO	1	
21	Kanari IMANISHI		
24	Taiyo ARAKAWA	5	1
34	Yohei OKUMURA	1	
39	Tomoko INAMURA		
64	Yuko KASHINO	4	1
88	Mayuka TAKADA		

France	FRA	4		8			12	
---------------	------------	----------	--	----------	--	--	-----------	--

Bib	Name	Goals Thrown	Goals Caught
-----	------	--------------	--------------

6	Florence CAPELLE		
7	Gael ANCELIN	1	
8	Celine ANTOINE	3	1
13	Eva BORNOT		
14	Pauline BERTE		
18	Aline MONDIOT		
21	Lison BORNOT	1	
22	Sacha POITTE-SOKOLSKY		
23	Mathieu BOSSER	2	
24	Quentin ROGER	1	
26	Coralie FOUQUET		
71	Sullivan ROBLET	1	
77	Eric BECKER - CHAGNEUX		1
80	Vincent LEPAGNOL	3	

Timing and Results provided by  TISSOT



Start List

As of WED 13 JUL 2022


Colombia vs **Australia**

Colombia

Number	Name	Start Up
1	Alejandra Maria TORRES ECHEVERRY	X
7	Ximena MONTANA	X
8	Maria Manuela CARDENAS VASQUEZ	X
10	Julio David DUQUE PEDROZA	X
11	Alexander FORD GARCIA	X
12	Ivan David ALBA HIDALGO	X
15	Elizabeth MOSQUERA AGUILAR	X
20	Yina Paola CARTAGENA MUNOZ	X
26	Simon RAMIREZ ORTIZ	X
33	Maria Valeria CARDENAS VASQUEZ	X
44	Andres Felipe RAMIREZ PELAEZ	X
56	Jose Jose JIMENEZ MARTINEZ	X
79	Jonathan CANTOR	X
96	Maria Angelica FORERO BECERRA	X
	Laura Cristina OSPINA GOMEZ	
	Jose Manuel ROSERO GIRALDO	

Australia

Number	Name	Start Up
2	Sally YU	X
3	Kyal OH	X
7	Sam McGUCKIN	X
9	Alex PRENTICE	X
10	Alex GAN	X
17	Mish PHILLIPS	X
19	Liv CARR	X
20	Caro MA	X
23	G EGAN-GRIFFITHS	X
25	Rob ANDREWS	X
31	Alex LADOMATOS	X
35	Cat PHILLIPS	X
85	Tom TULETT	X
99	Alex SHEPHERD	X

Timing and Results provided by  **TISSOT**





Results

As of THU 14 JUL 2022

Name	Country Code	Goals 1st Half	Timeouts 1st Half	Goals 2nd Half	Timeouts 2nd Half	Timeouts	Goals	Remark
------	--------------	----------------	-------------------	----------------	-------------------	----------	-------	--------

Colombia	COL	7		6			13	
-----------------	------------	----------	--	----------	--	--	-----------	--


Bib	Name	Goals Thrown	Goals Caught
-----	------	--------------	--------------

- Laura Cristina OSPINA GOMEZ
- Jose Manuel ROSERO GIRALDO
- 1 Alejandra Maria TORRES ECHEVERRY 1
- 7 Ximena MONTANA 2
- 8 Maria Manuela CARDENAS VASQUEZ 1
- 10 Julio David DUQUE PEDROZA 1
- 11 Alexander FORD GARCIA
- 12 Ivan David ALBA HIDALGO 1
- 15 Elizabeth MOSQUERA AGUILAR
- 20 Yina Paola CARTAGENA MUNOZ 1
- 26 Simon RAMIREZ ORTIZ 1
- 33 Maria Valeria CARDENAS VASQUEZ
- 44 Andres Felipe RAMIREZ PELAEZ 2
- 56 Jose Jose JIMENEZ MARTINEZ
- 72 Jonathan CANTOR 2
- 96 Maria Angelica FORERO BECERRA 1

Australia	AUS	6		5			11	
------------------	------------	----------	--	----------	--	--	-----------	--

Bib	Name	Goals Thrown	Goals Caught
-----	------	--------------	--------------

- 2 Sally YU
- 3 Kyal OH
- 7 Sam McGUCKIN 1
- 9 Alex PRENTICE 2
- 10 Alex GAN 1
- 17 Mish PHILLIPS
- 19 Liv CARR 2
- 20 Caro MA
- 23 G EGAN-GRIFFITHS
- 25 Rob ANDREWS 4
- 31 Alex LADOMATOS
- 35 Cat PHILLIPS 1
- 85 Tom TULETT
- 99 Alex SHEPHERD

Timing and Results provided by  TISSOT






Start List Summary

As of WED 13 JUL 2022

Date Time	Match	Name	Country Code	vs	Country Code	Name
TUE 12 JUL 2022						
09:30	Game #1	Canada	CAN	-	GER	Germany
18:00	Game #4	United States of America	USA	-	GBR	Great Britain
WED 13 JUL 2022						
11:30	Game #6	Canada	CAN	-	GBR	Great Britain
16:00	Game #7	United States of America	USA	-	GER	Germany
THU 14 JUL 2022						
09:30	Game #9	Great Britain	GBR	-	GER	Germany
18:00	Game #12	United States of America	USA	-	CAN	Canada

Timing and Results provided by  **TISSOT**





Start List

As of TUE 12 JUL 2022


Canada vs Germany

Canada

Number	Name	Start Up
0	Robbie BRENNAN	X
2	Hannah DAWSON	X
3	Andrew CARROLL	X
5	Ty BARBIERI	X
7	Mike MACKENZIE	X
12	Alyssa MASON	X
14	Sarah Beth JACOBSON	X
16	Tim TSANG	X
20	Lauren KIMURA	X
35	Molly LEWIS	X
70	Brittney dos SANTOS	X
71	Malik AUGER-SEMMAR	X
89	Kevin UNDERHILL	X
90	Catherine MENZIES	X

Germany

Number	Name	Start Up
2	Annika PRIEN	X
5	Sebastian SPIEGEL	X
10	Marvin WALDVOGEL	X
11	Katharina SCHULZE	X
14	Simona Christiane LIEBERTH	X
17	Anna GERNER	X
18	Samuel BEUTTENMULLER	X
20	Nico MULLER	X
24	Lena TRAUTMANN	X
27	Torben HORNSCHEMEYER	X
37	Steffen DOSCHER	X
42	Levke WALCZAK	X
47	Schlor CONRAD	X
89	Kyoko BINNEWIES	X

Timing and Results provided by  TISSOT





Results

As of TUE 12 JUL 2022

Name	Country Code	Goals 1st Half	Timeouts 1st Half	Goals 2nd Half	Timeouts 2nd Half	Timeouts	Goals	Remark
------	--------------	----------------	-------------------	----------------	-------------------	----------	-------	--------

Canada	CAN	3		2			5	
--------	-----	---	--	---	--	--	---	--


Bib	Name	Goals Thrown	Goals Caught
-----	------	--------------	--------------

- 0 Robbie BRENNAN
- 2 Hannah DAWSON
- 3 Andrew CARROLL
- 5 Ty BARBIERI
- 7 Mike MACKENZIE
- 12 Alyssa MASON
- 14 Sarah Beth JACOBSON
- 16 Tim TSANG
- 20 Lauren KIMURA
- 35 Molly LEWIS
- 70 Brittney dos SANTOS
- 71 Malik AUGER-SEMMAR
- 89 Kevin UNDERHILL
- 90 Catherine MENZIES

Germany	GER	7		6			13	
---------	-----	---	--	---	--	--	----	--

Bib	Name	Goals Thrown	Goals Caught
-----	------	--------------	--------------

- 2 Annika PRIEN
- 5 Sebastian SPIEGEL
- 10 Marvin WALDVOGEL
- 11 Katharina SCHULZE
- 14 Simona Christiane LIEBERTH
- 17 Anna GERNER
- 18 Samuel BEUTTENMULLER
- 20 Nico MULLER
- 24 Lena TRAUTMANN
- 27 Torben HORNSCHEMEYER
- 37 Steffen DOSCHER
- 42 Levke WALCZAK
- 47 Schlor CONRAD
- 89 Kyoko BINNEWIES

Timing and Results provided by  TISSOT





Start List

As of TUE 12 JUL 2022


United States Of America vs Great Britain

United States Of America

Number	Name	Start Up
3	Carolyn FINNEY	X
5	Kaela HELTON	X
7	Opi PAYNE	X
9	Dylan FREECHILD	X
10	Grant LINDSLEY	X
11	Nate GOFF	X
23	Jimmy MICKLE	X
28	Jack WILLIAMS	X
31	Chris KOCHER	X
36	Carolyn NORMILE	X
37	Claire TROP	X
44	Sarah MECKSTROTH	X
52	Claire CHASTAIN	X
99	Khalif EL - SALAAM	X

Great Britain

Number	Name	Start Up
1	William Richard Charles ROWLEDGE	X
5	Molly WEDGE	X
7	Ben BURAK	X
9	Karen KWOK	X
12	Bex PALMER	X
16	Alex LAKES	X
17	Carla LINK	X
20	Ashley YEO	X
28	Justin FOORD	X
32	Tom ABRAMS	X
35	Rachel NADEN	X
37	Ellie TAYLOR	X
46	Nick WILLIAMS	X
54	Fiona KWAN	X

Timing and Results provided by  TISSOT





Results

As of TUE 12 JUL 2022

Name	Country Code	Goals 1st Half	Timeouts 1st Half	Goals 2nd Half	Timeouts 2nd Half	Timeouts	Goals	Remark
------	--------------	----------------	-------------------	----------------	-------------------	----------	-------	--------

United States Of America	USA	7		6			13	
---------------------------------	------------	----------	--	----------	--	--	-----------	--


Bib	Name	Goals Thrown	Goals Caught
-----	------	--------------	--------------

3 Carolyn FINNEY
5 Kaela HELTON
7 Opi PAYNE
9 Dylan FREECHILD
10 Grant LINDSLEY
11 Nate GOFF
23 Jimmy MICKLE
28 Jack WILLIAMS
31 Chris KOCHER
36 Carolyn NORMILE
37 Claire TROP
44 Sarah MECKSTROTH
52 Claire CHASTAIN
99 Khalif EL - SALAAM

Great Britain	GBR	3		4			7	
----------------------	------------	----------	--	----------	--	--	----------	--

Bib	Name	Goals Thrown	Goals Caught
-----	------	--------------	--------------

1 William Richard Charles ROWLEDGE
5 Molly WEDGE
7 Ben BURAK
9 Karen KWOK
12 Bex PALMER
16 Alex LAKES
17 Carla LINK
20 Ashley YEO
28 Justin FOORD
32 Tom ABRAMS
35 Rachel NADEN
37 Ellie TAYLOR
46 Nick WILLIAMS
54 Fiona KWAN

Timing and Results provided by  TISSOT





Start List

As of WED 13 JUL 2022


Canada vs Great Britain

Canada

Number	Name	Start Up
0	Robbie BRENNAN	X
2	Hannah DAWSON	X
3	Andrew CARROLL	X
5	Ty BARBIERI	X
7	Mike MACKENZIE	X
12	Alyssa MASON	X
14	Sarah Beth JACOBSON	X
16	Tim TSANG	X
20	Lauren KIMURA	X
35	Molly LEWIS	X
70	Brittney dos SANTOS	X
71	Malik AUGER-SEMMAR	X
89	Kevin UNDERHILL	X
90	Catherine MENZIES	X

Great Britain

Number	Name	Start Up
5	Molly WEDGE	X
7	Ben BURAK	X
9	Karen KWOK	X
12	Bex PALMER	X
14	Ollie GORDON	X
16	Alex LAKES	X
17	Carla LINK	X
20	Ashley YEO	X
28	Justin FOORD	X
32	Tom ABRAMS	X
35	Rachel NADEN	X
37	Ellie TAYLOR	X
46	Nick WILLIAMS	X
54	Fiona KWAN	X
1	William Richard Charles ROWLEDGE	

Timing and Results provided by  TISSOT





Results

As of WED 13 JUL 2022

Name	Country Code	Goals 1st Half	Timeouts 1st Half	Goals 2nd Half	Timeouts 2nd Half	Timeouts	Goals	Remark
------	--------------	----------------	-------------------	----------------	-------------------	----------	-------	--------

Canada	CAN	7		6			13	
---------------	------------	----------	--	----------	--	--	-----------	--


Bib	Name	Goals Thrown	Goals Caught
-----	------	--------------	--------------

0	Robbie BRENNAN		
2	Hannah DAWSON		
3	Andrew CARROLL	1	
5	Ty BARBIERI	1	2
7	Mike MACKENZIE		
12	Alyssa MASON		
14	Sarah Beth JACOBSON	1	
16	Tim TSANG	1	
20	Lauren KIMURA	3	
35	Molly LEWIS		
70	Brittney dos SANTOS	4	2
71	Malik AUGER-SEMMAR		
89	Kevin UNDERHILL	1	
90	Catherine MENZIES	1	

Great Britain	GBR	5		6			11	
----------------------	------------	----------	--	----------	--	--	-----------	--

Bib	Name	Goals Thrown	Goals Caught
-----	------	--------------	--------------

1	William Richard Charles ROWLEDGE		
5	Molly WEDGE	1	1
7	Ben BURAK	1	
9	Karen KWOK		
12	Bex PALMER		
14	Ollie GORDON	1	
16	Alex LAKES		
17	Carla LINK		
20	Ashley YEO	3	2
28	Justin FOORD		
32	Tom ABRAMS	2	
35	Rachel NADEN		
37	Ellie TAYLOR		
46	Nick WILLIAMS	2	
54	Fiona KWAN	1	1

Timing and Results provided by  TISSOT



Start List

As of WED 13 JUL 2022

United States Of America vs Germany

United States Of America

Number	Name	Start Up
3	Carolyn FINNEY	X
5	Kaela HELTON	X
7	Opi PAYNE	X
9	Dylan FREECHILD	X
10	Grant LINDSLEY	X
11	Nate GOFF	X
23	Jimmy MICKLE	X
28	Jack WILLIAMS	X
31	Chris KOCHER	X
36	Carolyn NORMILE	X
37	Claire TROP	X
44	Sarah MECKSTROTH	X
52	Claire CHASTAIN	X
99	Khalif EL - SALAAM	X

Germany

Number	Name	Start Up
2	Annika PRIEN	X
5	Sebastian SPIEGEL	X
10	Marvin WALDVOGEL	X
11	Katharina SCHULZE	X
14	Simona Christiane LIEBERTH	X
15	Torben HORNSCHEMEYER	X
17	Anna GERNER	X
18	Samuel BEUTTENMULLER	X
20	Nico MULLER	X
24	Lena TRAUTMANN	X
37	Steffen DOSCHER	X
42	Levke WALCZAK	X
47	Schlor CONRAD	X
89	Kyoko BINNEWIES	X

Timing and Results provided by  TISSOT





Results

As of WED 13 JUL 2022

Name	Country Code	Goals 1st Half	Timeouts 1st Half	Goals 2nd Half	Timeouts 2nd Half	Timeouts	Goals	Remark
------	--------------	----------------	-------------------	----------------	-------------------	----------	-------	--------

United States of America	USA	4		6			10	
---------------------------------	------------	----------	--	----------	--	--	-----------	--


Bib	Name	Goals Thrown	Goals Caught
-----	------	--------------	--------------

3	Carolyn FINNEY		
5	Kaela HELTON	1	
7	Opi PAYNE	1	
9	Dylan FREECHILD		
10	Grant LINDSLEY	1	1
11	Nate GOFF	1	
23	Jimmy MICKLE	1	
28	Jack WILLIAMS	1	
31	Chris KOCHER	1	2
36	Carolyn NORMILE		
37	Claire TROP	1	2
44	Sarah MECKSTROTH	3	
52	Claire CHASTAIN		2
99	Khalif EL - SALAAM		

Germany	GER	7		6			13	
----------------	------------	----------	--	----------	--	--	-----------	--

Bib	Name	Goals Thrown	Goals Caught
-----	------	--------------	--------------

2	Annika PRIEN		
5	Sebastian SPIEGEL	2	1
10	Marvin WALDVOGEL	1	
11	Katharina SCHULZE	1	
14	Simona Christiane LIEBERTH		
15	Torben HORNSCHEMEYER		
17	Anna GERNER		
18	Samuel BEUTTENMULLER	2	
20	Nico MULLER		
24	Lena TRAUTMANN	1	2
37	Steffen DOSCHER	2	
42	Levke WALCZAK	3	
47	Schlor CONRAD		4
89	Kyoko BINNEWIES	1	

Timing and Results provided by  TISSOT



Start List

As of THU 14 JUL 2022


Great Britain vs Germany

Great Britain

Number	Name	Start Up
1	William Richard Charles ROWLEDGE	X
5	Molly WEDGE	X
7	Ben BURAK	X
9	Karen KWOK	X
12	Bex PALMER	X
14	Ollie GORDON	X
16	Alex LAKES	X
17	Carla LINK	X
20	Ashley YEO	X
28	Justin FOORD	X
32	Tom ABRAMS	X
35	Rachel NADEN	X
37	Ellie TAYLOR	X
46	Nick WILLIAMS	X
54	Fiona KWAN	X

Germany

Number	Name	Start Up
2	Annika PRIEN	X
5	Sebastian SPIEGEL	X
10	Marvin WALDVOGEL	X
11	Katharina SCHULZE	X
14	Simona Christiane LIEBERTH	X
17	Anna GERNER	X
18	Samuel BEUTTENMULLER	X
20	Nico MULLER	X
24	Lena TRAUTMANN	X
27	Torben HORNSCHEMEYER	X
37	Steffen DOSCHER	X
42	Levke WALCZAK	X
47	Schlor CONRAD	X
89	Kyoko BINNEWIES	X

Timing and Results provided by  TISSOT





Results

As of THU 14 JUL 2022

Name	Country Code	Goals 1st Half	Timeouts 1st Half	Goals 2nd Half	Timeouts 2nd Half	Timeouts	Goals	Remark
------	--------------	----------------	-------------------	----------------	-------------------	----------	-------	--------

Great Britain	GBR	6		2			8	
----------------------	------------	----------	--	----------	--	--	----------	--


Bib	Name	Goals Thrown	Goals Caught
-----	------	--------------	--------------

1	William Richard Charles ROWLEDGE		
5	Molly WEDGE	2	
7	Ben BURAK		2
9	Karen KWOK		1
12	Bex PALMER		
14	Ollie GORDON		
16	Alex LAKES		
17	Carla LINK		
20	Ashley YEO	1	
28	Justin FOORD		
32	Tom ABRAMS		
35	Rachel NADEN		
37	Ellie TAYLOR	3	
46	Nick WILLIAMS	2	
54	Fiona KWAN		

Germany	GER	7		3			10	
----------------	------------	----------	--	----------	--	--	-----------	--

Bib	Name	Goals Thrown	Goals Caught
-----	------	--------------	--------------

2	Annika PRIEN	1	
5	Sebastian SPIEGEL	2	
10	Marvin WALDVOGEL		
11	Katharina SCHULZE		
14	Simona Christiane LIEBERTH		
17	Anna GERNER	2	
18	Samuel BEUTTENMULLER	1	2
20	Nico MULLER	1	
24	Lena TRAUTMANN		
27	Torben HORNSCHEMEYER		
37	Steffen DOSCHER	1	
42	Levke WALCZAK	1	
47	Schlor CONRAD	1	1
89	Kyoko BINNEWIES		

Timing and Results provided by  TISSOT



Start List

As of WED 13 JUL 2022


United States of America vs Canada

United States of America

Number	Name	Start Up
3	Carolyn FINNEY	X
5	Kaela HELTON	X
7	Opi PAYNE	X
9	Dylan FREECHILD	X
10	Grant LINDSLEY	X
11	Nate GOFF	X
17	Claire CHASTAIN	X
23	Jimmy MICKLE	X
28	Jack WILLIAMS	X
31	Chris KOCHER	X
36	Carolyn NORMILE	X
37	Claire TROP	X
44	Sarah MECKSTROTH	X
99	Khalif EL - SALAAM	X

Canada

Number	Name	Start Up
0	Robbie BRENNAN	X
2	Hannah DAWSON	X
3	Andrew CARROLL	X
5	Ty BARBIERI	X
7	Mike MACKENZIE	X
12	Alyssa MASON	X
14	Sarah Beth JACOBSON	X
16	Tim TSANG	X
20	Lauren KIMURA	X
35	Molly LEWIS	X
70	Brittney dos SANTOS	X
71	Malik AUGER-SEMMAR	X
89	Kevin UNDERHILL	X
90	Catherine MENZIES	X
	Laura KINOSHITA	

Timing and Results provided by  TISSOT





Results

As of THU 14 JUL 2022

Name	Country Code	Goals 1st Half	Timeouts 1st Half	Goals 2nd Half	Timeouts 2nd Half	Timeouts	Goals	Remark
------	--------------	----------------	-------------------	----------------	-------------------	----------	-------	--------

United States of America	USA	7		6			13	
---------------------------------	------------	----------	--	----------	--	--	-----------	--


Bib	Name	Goals Thrown	Goals Caught
-----	------	--------------	--------------

3	Carolyn FINNEY		
5	Kaela HELTON		1
7	Opi PAYNE		
9	Dylan FREECHILD	1	
10	Grant LINDSLEY	1	
11	Nate GOFF	1	1
17	Claire CHASTAIN	1	
23	Jimmy MICKLE		1
28	Jack WILLIAMS	1	1
31	Chris KOCHER	1	
36	Carolyn NORMILE		
37	Claire TROP	4	1
44	Sarah MECKSTROTH	1	
99	Khalif EL - SALAAM	2	

Canada	CAN	6		2			8	
---------------	------------	----------	--	----------	--	--	----------	--

Bib	Name	Goals Thrown	Goals Caught
-----	------	--------------	--------------

	Laura KINOSHITA		
0	Robbie BRENNAN		1
2	Hannah DAWSON		
3	Andrew CARROLL		
5	Ty BARBIERI	2	
7	Mike MACKENZIE	1	
12	Alyssa MASON		
14	Sarah Beth JACOBSON		
16	Tim TSANG	2	1
20	Lauren KIMURA	1	
35	Molly LEWIS		
70	Brittney dos SANTOS		
71	Malik AUGER-SEMMAR	1	1
89	Kevin UNDERHILL	1	1
90	Catherine MENZIES		

Timing and Results provided by  TISSOT





Ju-Jitsu





21	Ju-Jitsu	1900
21.1	Table of Contents	1901
21.2	Number of Entries by Country	1910
21.3	Entry List by Country	1913
21.4	Competition Programme - Session	1916
21.4.1	Competition Programme - Session 2022-07-15	1916
21.4.2	Competition Programme - Session 2022-07-16	1919
21.5	Session Programme - Session	1921
21.5.1	Session Programme - Session JJI01	1921
21.5.2	Session Programme - Session JJI02	1928
21.5.3	Session Programme - Session JJI03	1930
21.6	Medallists by Event	1934
21.7	Medal Standings	1936
21.8	Men's 62kg Fighting	1937
21.8.1	Entry List by Event	1938
21.8.2	Round Robin Summary	1939
21.8.3	Tournament Summary	1940
21.8.4	Medallists	1941
21.8.5	Finals	1942
21.8.5.1	Bronze Medal Results NED - FRA	1942
21.8.5.2	Gold Medal Results UKR - COL	1943
21.8.6	Semifinals	1944
21.8.6.1	Results COL - FRA	1944
21.8.6.2	Results UKR - NED	1945
21.8.7	Pool Round - Pool B	1946
21.8.7.1	Results KAZ - COL	1946
21.8.7.2	Results KAZ - NED	1947
21.8.7.3	Results COL - NED	1948
21.8.8	Pool Round - Pool A	1949
21.8.8.1	Results UKR - ITA	1949
21.8.8.2	Results UKR - FRA	1950
21.8.8.3	Results ITA - FRA	1951
21.9	Men's 69kg Fighting	1952
21.9.1	Entry List by Event	1953
21.9.2	Round Robin Summary	1954
21.9.3	Tournament Summary	1955
21.9.4	Medallists	1956

21.9.5	Finals	1957
21.9.5.1	Bronze Medal Results URU - SLO	1957
21.9.5.2	Gold Medal Results GER - SRB	1958
21.9.6	Semifinals	1959
21.9.6.1	Results SLO - SRB	1959
21.9.6.2	Results GER - URU	1960
21.9.7	Pool Round - Pool B	1961
21.9.7.1	Results MEX - URU	1961
21.9.7.2	Results MEX - SLO	1962
21.9.7.3	Results URU - SLO	1963
21.9.8	Pool Round - Pool A	1964
21.9.8.1	Results GER - DEN	1964
21.9.8.2	Results GER - SRB	1965
21.9.8.3	Results DEN - SRB	1966
21.10	Men's 77kg Fighting	1967
21.10.1	Entry List by Event	1968
21.10.2	Round Robin Summary	1969
21.10.3	Tournament Summary	1970
21.10.4	Medallists	1971
21.10.5	Finals	1972
21.10.5.1	Bronze Medal Results NED - MEX	1972
21.10.5.2	Gold Medal Results GER - DEN	1973
21.10.6	Semifinals	1974
21.10.6.1	Results GER - NED	1974
21.10.6.2	Results DEN - MEX	1975
21.10.7	Pool Round - Pool B	1976
21.10.7.1	Results NED - DEN	1976
21.10.7.2	Results NED - FRA	1977
21.10.7.3	Results DEN - FRA	1978
21.10.8	Pool Round - Pool A	1979
21.10.8.1	Results GER - MEX	1979
21.10.8.2	Results GER - UZB	1980
21.10.8.3	Results MEX - UZB	1981
21.11	Men's 85kg Fighting	1982
21.11.1	Entry List by Event	1983
21.11.2	Round Robin Summary	1984
21.11.3	Tournament Summary	1985
21.11.4	Medallists	1986
21.11.5	Finals	1987
21.11.5.1	Bronze Medal Results GER - TPE	1987
21.11.5.2	Gold Medal Results NED - SRB	1988
21.11.6	Semifinals	1989
21.11.6.1	Results GER - NED	1989
21.11.6.2	Results SRB - TPE	1990

21.11.7	Pool Round - Pool B	1991
21.11.7.1	Results MNE - NED	1991
21.11.7.2	Results MNE - SRB	1992
21.11.7.3	Results NED - SRB	1993
21.11.8	Pool Round - Pool A	1994
21.11.8.1	Results GER - TPE	1994
21.11.8.2	Results GER - MEX	1995
21.11.8.3	Results TPE - MEX	1996
21.12	Men's 69kg Ne-Waza	1997
21.12.1	Entry List by Event	1998
21.12.2	Round Robin Summary	1999
21.12.3	Tournament Summary	2000
21.12.4	Medallists	2001
21.12.5	Finals	2002
21.12.5.1	Bronze Medal Results FRA - ISR	2002
21.12.5.2	Gold Medal Results UAE - BEL	2003
21.12.6	Semifinals	2004
21.12.6.1	Results UAE - FRA	2004
21.12.6.2	Results BEL - ISR	2005
21.12.7	Pool Round - Pool B	2006
21.12.7.1	Results BEL - PAN	2006
21.12.7.2	Results BEL - FRA	2007
21.12.7.3	Results PAN - FRA	2008
21.12.8	Pool Round - Pool A	2009
21.12.8.1	Results ISR - USA	2009
21.12.8.2	Results ISR - UAE	2010
21.12.8.3	Results USA - UAE	2011
21.13	Men's 77kg Ne-Waza	2012
21.13.1	Entry List by Event	2013
21.13.2	Round Robin Summary	2014
21.13.3	Tournament Summary	2015
21.13.4	Medallists	2016
21.13.5	Finals	2017
21.13.5.1	Bronze Medal Results CAN - USA	2017
21.13.5.2	Gold Medal Results ISR - BRN	2018
21.13.6	Semifinals	2019
21.13.6.1	Results CAN - ISR	2019
21.13.6.2	Results USA - BRN	2020
21.13.7	Pool Round - Pool B	2021
21.13.7.1	Results POL - USA	2021
21.13.7.2	Results POL - ISR	2022
21.13.7.3	Results USA - ISR	2023
21.13.8	Pool Round - Pool A	2024
21.13.8.1	Results BRN - CAN	2024

21.13.8.2	Results BRN - UAE	2025
21.13.8.3	Results CAN - UAE	2026
21.14	Men's 85kg Ne-Waza	2027
21.14.1	Entry List by Event	2028
21.14.2	Brackets	2029
21.14.3	Medallists	2030
21.14.4	Finals	2031
21.14.4.1	Bronze Medal Results	2031
21.14.4.2	Gold Medal Results UAE - KGZ	2032
21.14.5	Semifinals Repechage	2033
21.14.5.1	Results COL - ISR	2033
21.14.5.2	Results POL - JOR	2034
21.14.6	Semifinals	2035
21.14.6.1	Results UAE - JOR	2035
21.14.6.2	Results ISR - KGZ	2036
21.14.7	Repechage Quarterfinal	2037
21.14.7.1	Results USA - POL	2037
21.14.8	Quarterfinals	2038
21.14.8.1	Results JOR - COL	2038
21.14.8.2	Results ISR - USA	2039
21.14.8.3	Results POL - KGZ	2040
21.15	Men's Open Ne-Waza	2041
21.15.1	Entry List by Event	2042
21.15.2	Brackets	2043
21.15.3	Medallists	2044
21.15.4	Finals	2045
21.15.4.1	Bronze Medal Results UAE - ISR	2045
21.15.4.2	Gold Medal Results MAR - UAE	2046
21.15.5	Semifinals	2047
21.15.5.1	Results UAE - MAR	2047
21.15.5.2	Results ISR - UAE	2048
21.15.6	Quarterfinals	2049
21.15.6.1	Results UAE - COL	2049
21.15.6.2	Results ISR - MAR	2050
21.15.6.3	Results ISR - USA	2051
21.15.6.4	Results UAE - POL	2052
21.15.7	Round of 16	2053
21.15.7.1	Results UAE - ISR	2053
21.15.7.2	Results ISR - POL	2054
21.15.7.3	Results UAE - ISR	2055
21.16	Women's 48kg Fighting	2056
21.16.1	Entry List by Event	2057
21.16.2	Round Robin Summary	2058
21.16.3	Tournament Summary	2059

21.16.4	Medallists	2060
21.16.5	Finals	2061
21.16.5.1	Bronze Medal Results FRA - SUI	2061
21.16.5.2	Gold Medal Results THA - GRE	2062
21.16.6	Semifinals	2063
21.16.6.1	Results THA - FRA	2063
21.16.6.2	Results SUI - GRE	2064
21.16.7	Pool Round - Pool B	2065
21.16.7.1	Results SUI - AUT	2065
21.16.7.2	Results SUI - FRA	2066
21.16.7.3	Results AUT - FRA	2067
21.16.8	Pool Round - Pool A	2068
21.16.8.1	Results THA - COL	2068
21.16.8.2	Results THA - GRE	2069
21.16.8.3	Results COL - GRE	2070
21.17	Women's 57kg Fighting	2071
21.17.1	Entry List by Event	2072
21.17.2	Round Robin Summary	2073
21.17.3	Tournament Summary	2074
21.17.4	Medallists	2075
21.17.5	Finals	2076
21.17.5.1	Bronze Medal Results DEN - NED	2076
21.17.5.2	Gold Medal Results BEL - GRE	2077
21.17.6	Semifinals	2078
21.17.6.1	Results BEL - DEN	2078
21.17.6.2	Results NED - GRE	2079
21.17.7	Pool Round - Pool B	2080
21.17.7.1	Results THA - NED	2080
21.17.7.2	Results THA - DEN	2081
21.17.7.3	Results NED - DEN	2082
21.17.8	Pool Round - Pool A	2083
21.17.8.1	Results BEL - COL	2083
21.17.8.2	Results BEL - GRE	2084
21.17.8.3	Results COL - GRE	2085
21.18	Women's 63kg Fighting	2086
21.18.1	Entry List by Event	2087
21.18.2	Round Robin Summary	2088
21.18.3	Tournament Summary	2089
21.18.4	Medallists	2090
21.18.5	Finals	2091
21.18.5.1	Bronze Medal Results GER - NED	2091
21.18.5.2	Gold Medal Results FRA - THA	2092
21.18.6	Semifinals	2093
21.18.6.1	Results GER - FRA	2093

RESULTS BOOK

TABLE OF CONTENTS

21.18.6.2	Results NED - THA	2094
21.18.7	Pool Round - Pool B	2095
21.18.7.1	Results FRA - MRI	2095
21.18.7.2	Results FRA - NED	2096
21.18.7.3	Results MRI - NED	2097
21.18.8	Pool Round - Pool A	2098
21.18.8.1	Results GER - AUT	2098
21.18.8.2	Results GER - THA	2099
21.18.8.3	Results AUT - THA	2100
21.19	Women's 70kg Fighting	2101
21.19.1	Entry List by Event	2102
21.19.2	Round Robin Summary	2103
21.19.3	Tournament Summary	2104
21.19.4	Medallists	2105
21.19.5	Finals	2106
21.19.5.1	Bronze Medal Results NED - DEN	2106
21.19.5.2	Gold Medal Results GER - FRA	2107
21.19.6	Semifinals	2108
21.19.6.1	Results GER - NED	2108
21.19.6.2	Results DEN - FRA	2109
21.19.7	Pool Round - Pool B	2110
21.19.7.1	Results DEN - MEX	2110
21.19.7.2	Results DEN - NED	2111
21.19.7.3	Results MEX - NED	2112
21.19.8	Pool Round - Pool A	2113
21.19.8.1	Results FRA - SWE	2113
21.19.8.2	Results FRA - GER	2114
21.19.8.3	Results SWE - GER	2115
21.20	Women's 48kg Ne-Waza	2116
21.20.1	Entry List by Event	2117
21.20.2	Round Robin Summary	2118
21.20.3	Tournament Summary	2119
21.20.4	Medallists	2120
21.20.5	Finals	2121
21.20.5.1	Bronze Medal Results UKR - GER	2121
21.20.5.2	Gold Medal Results CAN - THA	2122
21.20.6	Semifinals	2123
21.20.6.1	Results CAN - UKR	2123
21.20.6.2	Results THA - GER	2124
21.20.7	Pool Round - Pool B	2125
21.20.7.1	Results UKR - UAE	2125
21.20.7.2	Results UKR - THA	2126
21.20.7.3	Results UAE - THA	2127
21.20.8	Pool Round - Pool A	2128

21.20.8.1	Results GER - SGP	2128
21.20.8.2	Results GER - CAN	2129
21.20.8.3	Results SGP - CAN	2130
21.21	Women's 57kg Ne-Waza	2131
21.21.1	Entry List by Event	2132
21.21.2	Round Robin Summary	2133
21.21.3	Tournament Summary	2134
21.21.4	Medallists	2135
21.21.5	Finals	2136
21.21.5.1	Bronze Medal Results PHI - FRA	2136
21.21.5.2	Gold Medal Results KAZ - ISR	2137
21.21.6	Semifinals	2138
21.21.6.1	Results PHI - KAZ	2138
21.21.6.2	Results ISR - FRA	2139
21.21.7	Pool Round - Pool B	2140
21.21.7.1	Results KAZ - COL	2140
21.21.7.2	Results KAZ - ISR	2141
21.21.7.3	Results COL - ISR	2142
21.21.8	Pool Round - Pool A	2143
21.21.8.1	Results FRA - USA	2143
21.21.8.2	Results FRA - PHI	2144
21.21.8.3	Results USA - PHI	2145
21.22	Women's 63kg Ne-Waza	2146
21.22.1	Entry List by Event	2147
21.22.2	Round Robin Summary	2148
21.22.3	Tournament Summary	2149
21.22.4	Medallists	2150
21.22.5	Finals	2151
21.22.5.1	Bronze Medal Results UAE - UKR	2151
21.22.5.2	Gold Medal Results SLO - ISR	2152
21.22.6	Semifinals	2153
21.22.6.1	Results SLO - UAE	2153
21.22.6.2	Results ISR - UKR	2154
21.22.7	Pool Round - Pool B	2155
21.22.7.1	Results THA - UAE	2155
21.22.7.2	Results THA - ISR	2156
21.22.7.3	Results UAE - ISR	2157
21.22.8	Pool Round - Pool A	2158
21.22.8.1	Results SLO - USA	2158
21.22.8.2	Results SLO - UKR	2159
21.22.8.3	Results USA - UKR	2160
21.23	Women's Open Ne-Waza	2161
21.23.1	Entry List by Event	2162
21.23.2	Brackets	2163


21.23.3	Medallists	2164
21.23.4	Finals	2165
21.23.4.1	Bronze Medal Results KAZ - UAE	2165
21.23.4.2	Gold Medal Results ISR - UKR	2166
21.23.5	Semifinals	2167
21.23.5.1	Results KAZ - ISR	2167
21.23.5.2	Results UKR - UAE	2168
21.23.6	Quarterfinals	2169
21.23.6.1	Results KAZ - UKR	2169
21.23.6.2	Results ISR - USA	2170
21.23.6.3	Results HUN - UKR	2171
21.23.6.4	Results ISR - UAE	2172
21.24	Mixed Duo	2173
21.24.1	Entry List by Event	2174
21.24.2	Round Robin Summary	2175
21.24.3	Tournament Summary	2176
21.24.4	Medallists	2177
21.24.5	Finals	2178
21.24.5.1	Bronze Medal Results SUI - GER	2178
21.24.5.2	Gold Medal Results BEL - THA	2179
21.24.6	Semifinals	2180
21.24.6.1	Results SUI - BEL	2180
21.24.6.2	Results THA - GER	2181
21.24.7	Pool Round - Pool B	2182
21.24.7.1	Results THA - ROU	2182
21.24.7.2	Results THA - BEL	2183
21.24.7.3	Results ROU - BEL	2184
21.24.8	Pool Round - Pool A	2185
21.24.8.1	Results GER - SUI	2185
21.24.8.2	Results GER - MNE	2186
21.24.8.3	Results SUI - MNE	2187
21.25	Mixed National Team Competiton	2188
21.25.1	Brackets	2189
21.25.2	Medallists (Team)	2190



Number of Entries by Country

As of THU 14 JUL 2022

Country	Men									Women								Mixed		Athlete Total	
	F 62kg	F 69kg	F 77kg	F 85kg	N 69kg	N 77kg	N 85kg	N Open	Total	F 48kg	F 57kg	F 63kg	F 70kg	N 48kg	N 57kg	N 63kg	N Open	Total	Duo		Nat. Team
AUT - Austria										1		1						2			2
BEL - Belgium					1				1		1							1	1		4
BRN - Bahrain						1			1												1
CAN - Canada						1			1						1			1			2
COL - Colombia	1						1		2	1	1					1		3			4
DEN - Denmark		1	1						2		1		1					2			4
FRA - France	1		1		1				3	1		1	1		1			4			7
GER - Germany		1	1	1					3			1	1	1				3	1		8
GRE - Greece										1	1							2			2
HUN - Hungary																	1	1			1
ISR - Israel					1	1	1		3							1	1	2			5
ITA - Italy	1								1												1
JOR - Jordan							1		1												1
KAZ - Kazakhstan	1								1							1		1			2
KGZ - Kyrgyzstan							1		1												1
MAR - Morocco								1	1												1
MEX - Mexico		1	1	1					3				1					1			4
MNE - Montenegro				1					1										1		3

Timing and Results provided by  TISSOT






Number of Entries by Country

As of THU 14 JUL 2022

Country	Men									Women									Mixed		Athlete Total
	F 62kg	F 69kg	F 77kg	F 85kg	N 69kg	N 77kg	N 85kg	N Open	Total	F 48kg	F 57kg	F 63kg	F 70kg	N 48kg	N 57kg	N 63kg	N Open	Total	Duo	Nat. Team	
MRI - Mauritius												1						1			1
NED - Netherlands	1		1	1					3		1	1	1					3			6
PAN - Panama					1				1												1
PHI - Philippines																1		1			1
POL - Poland						1	1		2												2
ROU - Romania																			1		2
SGP - Singapore															1			1			1
SLO - Slovenia		1							1								1	1			2
SRB - Serbia		1		1					2												2
SUI - Switzerland										1								1	1		3
SWE - Sweden													1					1			1
THA - Thailand										1	1	1		1		1		5	1		5
TPE - Chinese Taipei				1					1												1
UAE - United Arab Emirates					1	1	1		3						1		1	2			5
UKR - Ukraine	1								1						1		1	2			3
URU - Uruguay		1							1												1
USA - United States of America					1	1	1		3							1	1	2			5
UZB - Uzbekistan			1						1												1

Timing and Results provided by  TISSOT





Number of Entries by Country

As of THU 14 JUL 2022


Country	Men									Women								Mixed		Athlete Total	
	F 62kg	F 69kg	F 77kg	F 85kg	N 69kg	N 77kg	N 85kg	N Open	Total	F 48kg	F 57kg	F 63kg	F 70kg	N 48kg	N 57kg	N 63kg	N Open	Total	Duo		Nat. Team
Total:	36	6	6	6	6	6	7	1	44	6	6	6	6	6	6	6	1	43	6	0	96

Legend:

F Fighting

N Ne-Waza

Nat. National

Timing and Results provided by 






Entry List by Country

As of THU 14 JUL 2022

Country	Name	Date of Birth
AUT - Austria	Anna FUHRMANN	28 MAR 1999
	Lisa FUHRMANN	10 FEB 2002
BEL - Belgium	Florian BAYILI	19 MAR 1996
	Charis Jessy V GRAVENSTEYN	7 FEB 1997
	Ian LODENS	5 JUN 1998
	Licai POURTOIS	31 MAY 1997
BRN - Bahrain	Ali MUNFARED	30 OCT 1993
CAN - Canada	Vicky HOANG	15 APR 1991
	Michael SHEEHAN	6 APR 1996
COL - Colombia	Margarita Rosa CAMPOS OBANDO	27 DEC 1990
	Kevin CUERVO VIEIRA	9 MAR 1991
	Katherine GUZMAN SANCHEZ	10 MAY 1988
	Alejandro VIVIESCAS	21 JUL 1994
DEN - Denmark	Lucas ANDERSEN	5 SEP 1997
	Rebekka Ziska DAHL	20 AUG 1996
	Jesper KILBAK	28 AUG 1997
	Liva TANZER	2 NOV 1998
FRA - France	Sandra BADIE	6 NOV 1991
	Valentin BLUMENTAL	13 APR 1995
	Juliana FERREIRA	30 DEC 1995
	Laurence FOUILLAT	7 AUG 1981
	Percy KUNSA	1 MAY 1986
	Chloe LALANDE	12 DEC 1994
	Julien MATHIEU	2 JUN 1989
GER - Germany	Simon ATTENBERGER	5 SEP 1998
	Annalena BAUER	29 JUN 1994
	Irina BRODSKI	9 AUG 1985
	Julia PASZKIEWICZ	6 JAN 1996
	Jaschar SALMANOW	17 NOV 1993
	Johannes TOURBESLIS	20 OCT 1994
	Lilian WEIKEN	7 SEP 1993
Daniel ZMEEV	27 NOV 2001	
GRE - Greece	Christina KOUTOULAKI	21 DEC 1998
	Athanasia ZARIOPI	12 OCT 1999
HUN - Hungary	Tereza CORDEIRO de SOUZA	2 JUL 1980

Timing and Results provided by  TISSOT






Entry List by Country

As of THU 14 JUL 2022

Country	Name	Date of Birth
ISR - Israel	Viki DABUSH	14 SEP 1996
	Rony NISIMIAN	2 JUN 2000
	Meshy ROSENFELD	30 APR 2000
	Nimrod RYEDER	20 FEB 1998
	Saar SHEMESH	24 FEB 1996
ITA - Italy	Andrea CALZONI	20 OCT 1997
JOR - Jordan	Bader AL-KUZAI	15 APR 1995
KAZ - Kazakhstan	Galina DUVANOVA	14 FEB 1999
	Abu-Bakir ZHANIBEK	4 JUL 1997
KGZ - Kyrgyzstan	Abdurahmanhaji MURTAZALIEV	30 JUL 1994
MAR - Morocco	Seif Eddine HOUMINE	24 JUN 1988
MEX - Mexico	Eduardo CORTES	3 NOV 1994
	Veronica LOPEZ HERRERA	3 OCT 1990
	Angel OCHOA	14 JAN 1991
	Balam QUITZE	24 JAN 1984
MNE - Montenegro	Lidija CAKOVIC	9 JUN 1996
	Arso MILIC	11 MAR 1997
	Stefan VUKOTIC	19 AUG 1994
MRI - Mauritius	Marie Chandrine PERRINE	19 JUN 1996
NED - Netherlands	Genevieve BOGERS	2 JUN 1997
	Donny DONKER	5 AUG 1994
	Anne van der BRUGGE	7 MAY 1998
	Ecco van der VEER	17 NOV 1996
	Aafke van LEEUWEN	13 JUL 1992
	Boy VOGELZANG	17 SEP 1995
PAN - Panama	Adrian MILORD	7 MAY 1997
PHI - Philippines	Ramirez ANNIE	25 NOV 1990
POL - Poland	Robert HENEK	29 JUL 1990
	Maciej KOZAK	11 FEB 1988
ROU - Romania	Genoveva DOBRE	1 JUN 1986
	Ionut Costin DOBRE	27 MAY 1986
SGP - Singapore	May Yong TEH	27 OCT 1993
SLO - Slovenia	Maja POVSNAR	8 JUN 1994
	Tim TOPLAK	19 DEC 1995

Timing and Results provided by  TISSOT






Entry List by Country

As of THU 14 JUL 2022

Country	Name	Date of Birth
SRB - Serbia	Ivan DELLA CROCE	2 MAR 1997
	Nikola TRAJKOVIC	8 MAR 1997
SUI - Switzerland	JOKL Sofia Hannah	23 NOV 1983
	Thomas SCHOENENBERGER	23 JUN 1985
	Sina STAUB	2 APR 2000
SWE - Sweden	Emma LETTE	19 OCT 2002
THA - Thailand	Kanjutha PHATTARABOONSORN	14 JUN 1996
	Warawut SAENGSRIRUANG	10 FEB 2003
	Orapa SENATHAM	3 MAY 1992
	Nuchanat SINGCHALAD	13 DEC 2002
	Lalita YUENNAN	9 AUG 2000
TPE - Chinese Taipei	Chu Cheng WEI	10 MAY 1991
UAE - United Arab Emirates	Balqees Abdulkareem ABDOH ABDULLA	12 APR 2004
	Mohamed ALAMRO	21 JUN 1994
	Shamma ALKALBANI	10 APR 2003
	Faisal ALKETBI	5 OCT 1987
	Mohamed ALSUWAIDI	3 NOV 2001
UKR - Ukraine	Bogdana GOLUB	6 JUN 1992
	Bohdan MOCHULSKYI	4 AUG 1996
	Oleksandra RUSSETSKA	13 MAR 1996
URU - Uruguay	Juan Manuel DOMINGUEZ CORTAZZO	20 FEB 2001
USA - United States of America	Elioenai de Abreu CAMPOS	18 MAY 1985
	Kim EDMUND	21 FEB 1991
	Ashley MATAN	9 MAR 1998
	Carlos VELASQUEZ	8 DEC 1998
	Tainara WEIDGENAND	7 SEP 1995
UZB - Uzbekistan	Bakhromjon MASHRAPOV	27 JUN 2000

Timing and Results provided by  TISSOT






Competition Programme

As of THU 14 JUL 2022

Session 1, 9:00-14:00

EVENTS Men: JF 77kg, JF 85kg, JN 69kg, JN 77kg, JN 85kg Women: JF 48kg, JF 57kg, JF 63kg, JF 70kg, JN 48kg, JN 57kg, JN 63kg

Tatami 1				Tatami 2			
Match Number	No of Matches	Round	Event	Match Number	No of Matches	Round	Event
1	1	Pool Round - Pool A	JN M 69kg	201	1	Pool Round - Pool A	JF W 48kg
2	1	Pool Round - Pool B	JN M 69kg	202	1	Pool Round - Pool B	JF W 48kg
3	1	Pool Round - Pool A	JN M 77kg	203	1	Pool Round - Pool A	JF W 57kg
4	1	Pool Round - Pool B	JN M 77kg	204	1	Pool Round - Pool B	JF W 57kg
5	1	Pool Round - Pool A	JN M 69kg	205	1	Pool Round - Pool A	JF W 48kg
6	1	Pool Round - Pool B	JN M 69kg	206	1	Pool Round - Pool B	JF W 48kg
7	1	Pool Round - Pool A	JN M 77kg	207	1	Pool Round - Pool A	JF W 57kg
8	1	Pool Round - Pool B	JN M 77kg	208	1	Pool Round - Pool B	JF W 57kg
9	1	Pool Round - Pool A	JN M 69kg	209	1	Pool Round - Pool A	JF W 48kg
10	1	Pool Round - Pool B	JN M 69kg	210	1	Pool Round - Pool B	JF W 48kg
11	1	Pool Round - Pool A	JN M 77kg	211	1	Pool Round - Pool A	JF W 57kg
12	1	Pool Round - Pool B	JN M 77kg	212	1	Pool Round - Pool B	JF W 57kg
13	1	Pool Round - Pool A	JN W 48kg				
14	1	Pool Round - Pool B	JN W 48kg				
15-16	2	Quarterfinals	JN M 85kg	213	1	Pool Round - Pool A	JF W 63kg
17	1	Pool Round - Pool A	JN W 48kg	214	1	Pool Round - Pool B	JF W 63kg
18	1	Pool Round - Pool B	JN W 48kg	215	1	Pool Round - Pool A	JF W 70kg
19	1	Quarterfinals	JN M 85kg	216	1	Pool Round - Pool B	JF W 70kg
20	1	Semifinals	JN M 85kg	217	1	Pool Round - Pool A	JF W 63kg
21	1	Pool Round - Pool A	JN W 48kg	218	1	Pool Round - Pool B	JF W 63kg
22	1	Pool Round - Pool B	JN W 48kg	219	1	Pool Round - Pool A	JF W 70kg
23	1	Semifinals	JN M 85kg	220	1	Pool Round - Pool B	JF W 70kg
24	1	Quarterfinals Repechage	JN M 85kg	221	1	Pool Round - Pool A	JF W 63kg
25	1	Pool Round - Pool A	JN W 57kg	222	1	Pool Round - Pool B	JF W 63kg
26	1	Pool Round - Pool B	JN W 57kg	223	1	Pool Round - Pool A	JF W 70kg
27	1	Pool Round - Pool A	JN W 63kg	224	1	Pool Round - Pool B	JF W 70kg
28	1	Pool Round - Pool B	JN W 63kg	225	1	Pool Round - Pool A	JF M 77kg
29	1	Pool Round - Pool A	JN W 57kg	226	1	Pool Round - Pool B	JF M 77kg
30	1	Pool Round - Pool B	JN W 57kg	227	1	Pool Round - Pool A	JF M 85kg
31	1	Pool Round - Pool A	JN W 63kg	228	1	Pool Round - Pool B	JF M 85kg
32	1	Pool Round - Pool B	JN W 63kg	229	1	Pool Round - Pool A	JF M 77kg
33	1	Pool Round - Pool A	JN W 57kg	230	1	Pool Round - Pool B	JF M 77kg
34	1	Pool Round - Pool B	JN W 57kg	231	1	Pool Round - Pool A	JF M 85kg
35	1	Pool Round - Pool A	JN W 63kg	232	1	Pool Round - Pool B	JF M 85kg
36	1	Pool Round - Pool B	JN W 63kg	233	1	Pool Round - Pool A	JF M 77kg
37-38	2	Semifinals	JN W 57kg	234	1	Pool Round - Pool B	JF M 77kg
39-40	2	Semifinals	JN W 63kg	235	1	Pool Round - Pool A	JF M 85kg

Timing and Results provided by  TISSOT






Competition Programme

As of THU 14 JUL 2022

Session 1, 9:00-14:00							
EVENTS Men: JF 77kg, JF 85kg, JN 69kg, JN 77kg, JN 85kg Women: JF 48kg, JF 57kg, JF 63kg, JF 70kg, JN 48kg, JN 57kg, JN 63kg							
Tatami 1				Tatami 2			
Match Number	No of Matches	Round	Event	Match Number	No of Matches	Round	Event
				236	1	Pool Round - Pool B	JF M 85kg
41-42	2	Semifinals	JN M 69kg	237-238	2	Semifinals	JF W 48kg
43-44	2	Semifinals	JN M 77kg	239-240	2	Semifinals	JF W 57kg
45-46	2	Semifinals	JN W 48kg	241-242	2	Semifinals	JF W 63kg
47-48	2	Semifinals Repechage	JN M 85kg	243-244	2	Semifinals	JF W 70kg
				245-246	2	Semifinals	JF M 77kg
				247-248	2	Semifinals	JF M 85kg
TOTAL	48			TOTAL	48		

Session 2, 16:00-21:00							
EVENTS Men: JF 77kg, JF 85kg, JN 69kg, JN 77kg, JN 85kg Women: JF 48kg, JF 57kg, JF 63kg, JF 70kg, JN 48kg, JN 57kg, JN 63kg							
Tatami 1				Tatami 2			
Match Number	No of Matches	Round	Event	Match Number	No of Matches	Round	Event
49	1	Bronze Medal Match	JN W 48kg				
50	1	Bronze Medal Match	JN W 57kg				
51	1	Bronze Medal Match	JN W 63kg				
52	1	Bronze Medal Match	JN M 69kg				
53	1	Bronze Medal Match	JN M 77kg				
54	1	Bronze Medal Match	JN M 85kg				
55	1	Bronze Medal Match	JF W 48kg				
56	1	Bronze Medal Match	JF W 57kg				
57	1	Bronze Medal Match	JF W 63kg				
58	1	Bronze Medal Match	JF W 70kg				
59	1	Bronze Medal Match	JF M 77kg				
60	1	Bronze Medal Match	JF M 85kg				
61	1	Gold Medal Match	JF W 48kg				
62	1	Gold Medal Match	JF W 57kg				
63	1	Gold Medal Match	JF W 63kg				
64	1	Gold Medal Match	JF W 70kg				
65	1	Gold Medal Match	JF M 77kg				
66	1	Gold Medal Match	JF M 85kg				

NEXT SESSION: SAT 16 JUL 2022 START TIME 9:00
EVENTS Men: JF 62kg, JF 69kg, JN ON Women: JN ON Mixed: JD Duo

Timing and Results provided by  TISSOT



Greater Birmingham Convention & Visitors Bureau



REGIONS Protective



BlueCross BlueShield of Alabama





Competition Programme

As of THU 14 JUL 2022

Session 2, 16:00-21:00


EVENTS Men: JF 77kg, JF 85kg, JN 69kg, JN 77kg, JN 85kg Women: JF 48kg, JF 57kg, JF 63kg, JF 70kg, JN 48kg, JN 57kg, JN 63kg

Tatami 1				Tatami 2			
Match Number	No of Matches	Round	Event	Match Number	No of Matches	Round	Event
67	1	Gold Medal Match	JN M 69kg				
68	1	Gold Medal Match	JN M 77kg				
69	1	Gold Medal Match	JN M 85kg				
70	1	Gold Medal Match	JN W 48kg				
71	1	Gold Medal Match	JN W 57kg				
72	1	Gold Medal Match	JN W 63kg				
TOTAL	24			TOTAL	0		

NEXT SESSION: SAT 16 JUL 2022 START TIME 9:00

EVENTS Men: JF 62kg, JF 69kg, JN ON Women: JN ON Mixed: JD Duo

Legend:			
JD	Duo	JF	Fighting
JT	Team	M	Men's
ON	Open NeWaza	W	Women's
		JN	NeWaza
		Nat	National
		X	Mixed Gender

Timing and Results provided by  TISSOT






Competition Programme

As of SAT 16 JUL 2022

Session 3, 9:00-15:00							
EVENTS Men: JF 62kg, JF 69kg, JN ON Women: JN ON Mixed: JD Duo							
Tatami 1				Tatami 2			
Match Number	No of Matches	Round	Event	Match Number	No of Matches	Round	Event
73-75	3	Round of 16	JN M ON	249	1	Pool Round - Pool A	JD X Duo
76-79	4	Quarterfinals	JN M ON	250	1	Pool Round - Pool B	JD X Duo
80-81	2	Semifinals	JN M ON	251	1	Pool Round - Pool A	JF M 62kg
				252	1	Pool Round - Pool B	JF M 62kg
				253	1	Pool Round - Pool A	JF M 69kg
				254	1	Pool Round - Pool B	JF M 69kg
				255	1	Pool Round - Pool A	JD X Duo
				256	1	Pool Round - Pool B	JD X Duo
				257	1	Pool Round - Pool A	JF M 62kg
				258	1	Pool Round - Pool B	JF M 62kg
				259	1	Pool Round - Pool A	JF M 69kg
				260	1	Pool Round - Pool B	JF M 69kg
				261	1	Pool Round - Pool A	JD X Duo
				262	1	Pool Round - Pool B	JD X Duo
				263	1	Pool Round - Pool A	JF M 62kg
82-85	4	Quarterfinals	JN W ON	264	1	Pool Round - Pool B	JF M 62kg
86-87	2	Semifinals	JN W ON	265	1	Pool Round - Pool A	JF M 69kg
				266	1	Pool Round - Pool B	JF M 69kg
				267-268	2	Semifinals	JD X Duo
				269-270	2	Semifinals	JF M 62kg
				271-272	2	Semifinals	JF M 69kg
88	1	Bronze Medal Match	JD X Duo				
89	1	Bronze Medal Match	JF M 62kg				
90	1	Bronze Medal Match	JF M 69kg				
91	1	Bronze Medal Match	JN M ON				
92	1	Bronze Medal Match	JN W ON				
93	1	Gold Medal Match	JD X Duo				
94	1	Gold Medal Match	JF M 62kg				
95	1	Gold Medal Match	JF M 69kg				
96	1	Gold Medal Match	JN M ON				
97	1	Gold Medal Match	JN W ON				
TOTAL	25			TOTAL	24		

Timing and Results provided by  TISSOT




Competition Programme

As of SAT 16 JUL 2022

Session 4, 15:30-20:00							
EVENTS Mixed: JT Nat							
Tatami 1				Tatami 2			
Match Number	No of Matches	Round	Event	Match Number	No of Matches	Round	Event
98	1	Round of 16	JT X Nat	273	1	Round of 16	JT X Nat
99-100	2	Quarterfinals	JT X Nat	274-275	2	Quarterfinals	JT X Nat
101	1	Semifinals	JT X Nat	276	1	Semifinals	JT X Nat
102	1	Bronze Medal Match	JT X Nat				
103	1	Gold Medal Match	JT X Nat				
TOTAL	6			TOTAL	4		

Legend:					
JD	Duo	JF	Fighting	JN	NeWaza
JT	Team	M	Men's	Nat	National
ON	Open NeWaza	W	Women's	X	Mixed Gender

Timing and Results provided by  TISSOT






Session Programme

As of FRI 15 JUL 2022

SESSION 1 - TATAMI 1

Match No	Weight Category	Round	Colour	Draw No	Name	Country Code	Points	Time	Results Code
1	M 69kg Ne-Waza	Pool Round - Pool A	RED	1	Viki DABUSH	ISR			
			BLUE	3	Carlos VELASQUEZ	USA			
2	M 69kg Ne-Waza	Pool Round - Pool B	RED	2	Florian BAYILI	BEL			
			BLUE	4	Adrian MILORD	PAN			
3	M 77kg Ne-Waza	Pool Round - Pool A	RED	1	Ali MUNFAREDI	BRN			
			BLUE	3	Michael SHEEHAN	CAN			
4	M 77kg Ne-Waza	Pool Round - Pool B	RED	2	Robert HENEK	POL			
			BLUE	4	Kim EDMUND	USA			
5	M 69kg Ne-Waza	Pool Round - Pool A	RED	1	Viki DABUSH	ISR			
			BLUE	5	Mohamed ALSUWAIDI	UAE			
6	M 69kg Ne-Waza	Pool Round - Pool B	RED	2	Florian BAYILI	BEL			
			BLUE	6	Valentin BLUMENTAL	FRA			
7	M 77kg Ne-Waza	Pool Round - Pool A	RED	1	Ali MUNFAREDI	BRN			
			BLUE	5	Mohamed ALAMRO	UAE			
8	M 77kg Ne-Waza	Pool Round - Pool B	RED	2	Robert HENEK	POL			
			BLUE	6	Nimrod RYEDER	ISR			
9	M 69kg Ne-Waza	Pool Round - Pool A	RED	3	Carlos VELASQUEZ	USA			
			BLUE	5	Mohamed ALSUWAIDI	UAE			
10	M 69kg Ne-Waza	Pool Round - Pool B	RED	4	Adrian MILORD	PAN			
			BLUE	6	Valentin BLUMENTAL	FRA			
11	M 77kg Ne-Waza	Pool Round - Pool A	RED	3	Michael SHEEHAN	CAN			
			BLUE	5	Mohamed ALAMRO	UAE			
12	M 77kg Ne-Waza	Pool Round - Pool B	RED	4	Kim EDMUND	USA			
			BLUE	6	Nimrod RYEDER	ISR			
13	W 48kg Ne-Waza	Pool Round - Pool A	RED	1	Irina BRODSKI	GER			
			BLUE	3	May Yong TEH	SGP			
14	W 48kg Ne-Waza	Pool Round - Pool B	RED	2	Oleksandra RUSSETSKA	UKR			
			BLUE	4	Balqees Abdulkareem ABDOH ABDULLA	UAE			
15	M 85kg Ne-Waza	Quarterfinals	RED		Bader AL-KUZAI	JOR			
			BLUE		Kevin CUERVO VIEIRA	COL			
16	M 85kg Ne-Waza	Quarterfinals	RED		Saar SHEMESH	ISR			
			BLUE		Elioenai de Abreu CAMPOS	USA			

Timing and Results provided by  TISSOT



BIRMINGHAM

Greater Birmingham Convention & Visitors Bureau



REGIONS



Protective



BlueCross BlueShield of Alabama






Session Programme

As of FRI 15 JUL 2022

SESSION 1 - TATAMI 1

Match No	Weight Category	Round	Colour	Draw No	Name	Country Code	Points	Time	Results Code
17	W 48kg Ne-Waza	Pool Round - Pool A	RED	1	Irina BRODSKI	GER			
			BLUE	5	Vicky HOANG	CAN			
18	W 48kg Ne-Waza	Pool Round - Pool B	RED	2	Oleksandra RUSETSKA	UKR			
			BLUE	6	Kanjutha PHATTARABOONSORN	THA			
19	M 85kg Ne-Waza	Quarterfinals	RED		Maciej KOZAK	POL			
			BLUE		Abdurahmanhaji MURTAZALIEV	KGZ			
20	M 85kg Ne-Waza	Semifinals	RED		Faisal ALKETBI	UAE			
			BLUE		Bader AL-KUZAI	JOR			
21	W 48kg Ne-Waza	Pool Round - Pool A	RED	3	May Yong TEH	SGP			
			BLUE	5	Vicky HOANG	CAN			
22	W 48kg Ne-Waza	Pool Round - Pool B	RED	4	Balqees Abdulkareem ABDOH ABDULLA	UAE			
			BLUE	6	Kanjutha PHATTARABOONSORN	THA			
23	M 85kg Ne-Waza	Semifinals	RED		Saar SHEMESH	ISR			
			BLUE		Abdurahmanhaji MURTAZALIEV	KGZ			
24	M 85kg Ne-Waza	Quarterfinals Repechage	RED		Elioenai de Abreu CAMPOS	USA			
			BLUE		Maciej KOZAK	POL			
25	W 57kg Ne-Waza	Pool Round - Pool A	RED	1	Laurence FOUILLAT	FRA			
			BLUE	3	Ashley MATAN	USA			
26	W 57kg Ne-Waza	Pool Round - Pool B	RED	2	Galina DUVANOVA	KAZ			
			BLUE	4	Margarita Rosa CAMPOS OBANDO	COL			
27	W 63kg Ne-Waza	Pool Round - Pool A	RED	1	Maja POVSNAR	SLO			
			BLUE	3	Tainara WEIDGENAND	USA			
28	W 63kg Ne-Waza	Pool Round - Pool B	RED	2	Orapa SENATHAM	THA			
			BLUE	4	Shamma ALKALBANI	UAE			
29	W 57kg Ne-Waza	Pool Round - Pool A	RED	1	Laurence FOUILLAT	FRA			
			BLUE	5	Ramirez ANNIE	PHI			
30	W 57kg Ne-Waza	Pool Round - Pool B	RED	2	Galina DUVANOVA	KAZ			
			BLUE	6	Meshy ROSENFELD	ISR			
31	W 63kg Ne-Waza	Pool Round - Pool A	RED	1	Maja POVSNAR	SLO			
			BLUE	5	Bogdana GOLUB	UKR			
32	W 63kg Ne-Waza	Pool Round - Pool B	RED	2	Orapa SENATHAM	THA			
			BLUE	6	Rony NISIMIAN	ISR			

Timing and Results provided by  TISSOT






Session Programme

As of FRI 15 JUL 2022

SESSION 1 - TATAMI 1

Match No	Weight Category	Round	Colour	Draw No	Name	Country Code	Points	Time	Results Code
33	W 57kg Ne-Waza	Pool Round - Pool A	RED	3	Ashley MATAN	USA			
			BLUE	5	Ramirez ANNIE	PHI			
34	W 57kg Ne-Waza	Pool Round - Pool B	RED	4	Margarita Rosa CAMPOS OBANDO	COL			
			BLUE	6	Meshy ROSENFELD	ISR			
35	W 63kg Ne-Waza	Pool Round - Pool A	RED	3	Tainara WEIDGENAND	USA			
			BLUE	5	Bogdana GOLUB	UKR			
36	W 63kg Ne-Waza	Pool Round - Pool B	RED	4	Shamma ALKALBANI	UAE			
			BLUE	6	Rony NISIMIAN	ISR			
37	W 57kg Ne-Waza	Semifinals	RED	5	Ramirez ANNIE	PHI			
			BLUE	2	Galina DUVANOVA	KAZ			
38	W 57kg Ne-Waza	Semifinals	RED	6	Meshy ROSENFELD	ISR			
			BLUE	1	Laurence FOUILLAT	FRA			
39	W 63kg Ne-Waza	Semifinals	RED	1	Maja POVSNAR	SLO			
			BLUE	4	Shamma ALKALBANI	UAE			
40	W 63kg Ne-Waza	Semifinals	RED	6	Rony NISIMIAN	ISR			
			BLUE	5	Bogdana GOLUB	UKR			
41	M 69kg Ne-Waza	Semifinals	RED	5	Mohamed ALSUWAIDI	UAE			
			BLUE	6	Valentin BLUMENTAL	FRA			
42	M 69kg Ne-Waza	Semifinals	RED	2	Florian BAYILI	BEL			
			BLUE	1	Viki DABUSH	ISR			
43	M 77kg Ne-Waza	Semifinals	RED	3	Michael SHEEHAN	CAN			
			BLUE	6	Nimrod RYEDER	ISR			
44	M 77kg Ne-Waza	Semifinals	RED	4	Kim EDMUND	USA			
			BLUE	1	Ali MUNFARED	BRN			
45	W 48kg Ne-Waza	Semifinals	RED	5	Vicky HOANG	CAN			
			BLUE	2	Oleksandra RUSETSKA	UKR			
46	W 48kg Ne-Waza	Semifinals	RED	6	Kanjutha PHATTARABOONSORN	THA			
			BLUE	1	Irina BRODSKI	GER			
47	M 85kg Ne-Waza	Semifinals Repechage	RED		Kevin CUERVO VIEIRA	COL			
			BLUE		Saar SHEMESH	ISR			
48	M 85kg Ne-Waza	Semifinals Repechage	RED		Maciej KOZAK	POL			
			BLUE		Bader AL-KUZAI	JOR			

Timing and Results provided by  TISSOT



Greater Birmingham Convention & Visitors Bureau



Protective



BlueCross BlueShield of Alabama






Session Programme

As of FRI 15 JUL 2022

SESSION 1 - TATAMI 2

Match No	Weight Category	Round	Colour	Draw No	Name	Country Code	Points	Time	Results Code
201	W 48kg Fighting	Pool Round - Pool A	RED	1	Kanjutha PHATTARABOONSORN	THA			
			BLUE	3	Katherine GUZMAN SANCHEZ	COL			
202	W 48kg Fighting	Pool Round - Pool B	RED	2	Sina STAUB	SUI			
			BLUE	4	Anna FUHRMANN	AUT			
203	W 57kg Fighting	Pool Round - Pool A	RED	1	Licai POURTOIS	BEL			
			BLUE	3	Margarita Rosa CAMPOS OBANDO	COL			
204	W 57kg Fighting	Pool Round - Pool B	RED	2	Nuchanat SINGCHALAD	THA			
			BLUE	4	Genevieve BOGERS	NED			
205	W 48kg Fighting	Pool Round - Pool A	RED	1	Kanjutha PHATTARABOONSORN	THA			
			BLUE	5	Athanasia ZARIOPI	GRE			
206	W 48kg Fighting	Pool Round - Pool B	RED	2	Sina STAUB	SUI			
			BLUE	6	Sandra BADIE	FRA			
207	W 57kg Fighting	Pool Round - Pool A	RED	1	Licai POURTOIS	BEL			
			BLUE	5	Christina KOUTOULAKI	GRE			
208	W 57kg Fighting	Pool Round - Pool B	RED	2	Nuchanat SINGCHALAD	THA			
			BLUE	6	Rebekka Ziska DAHL	DEN			
209	W 48kg Fighting	Pool Round - Pool A	RED	3	Katherine GUZMAN SANCHEZ	COL			
			BLUE	5	Athanasia ZARIOPI	GRE			
210	W 48kg Fighting	Pool Round - Pool B	RED	4	Anna FUHRMANN	AUT			
			BLUE	6	Sandra BADIE	FRA			
211	W 57kg Fighting	Pool Round - Pool A	RED	3	Margarita Rosa CAMPOS OBANDO	COL			
			BLUE	5	Christina KOUTOULAKI	GRE			
212	W 57kg Fighting	Pool Round - Pool B	RED	4	Genevieve BOGERS	NED			
			BLUE	6	Rebekka Ziska DAHL	DEN			
213	W 63kg Fighting	Pool Round - Pool A	RED	1	Lilian WEIKEN	GER			
			BLUE	3	Lisa FUHRMANN	AUT			
214	W 63kg Fighting	Pool Round - Pool B	RED	2	Juliana FERREIRA	FRA			
			BLUE	4	Marie Chandrine PERRINE	MRI			
215	W 70kg Fighting	Pool Round - Pool A	RED	1	Chloe LALANDE	FRA			
			BLUE	3	Emma LETTE	SWE			
216	W 70kg Fighting	Pool Round - Pool B	RED	2	Liva TANZER	DEN			
			BLUE	4	Veronica LOPEZ HERRERA	MEX			

Timing and Results provided by  TISSOT






Session Programme

As of FRI 15 JUL 2022

SESSION 1 - TATAMI 2

Match No	Weight Category	Round	Colour	Draw No	Name	Country Code	Points	Time	Results Code
217	W 63kg Fighting	Pool Round - Pool A	RED	1	Lilian WEIKEN	GER			
			BLUE	5	Orapa SENATHAM	THA			
218	W 63kg Fighting	Pool Round - Pool B	RED	2	Juliana FERREIRA	FRA			
			BLUE	6	Anne van der BRUGGE	NED			
219	W 70kg Fighting	Pool Round - Pool A	RED	1	Chloe LALANDE	FRA			
			BLUE	5	Annalena BAUER	GER			
220	W 70kg Fighting	Pool Round - Pool B	RED	2	Liva TANZER	DEN			
			BLUE	6	Aafke van LEEUWEN	NED			
221	W 63kg Fighting	Pool Round - Pool A	RED	3	Lisa FUHRMANN	AUT			
			BLUE	5	Orapa SENATHAM	THA			
222	W 63kg Fighting	Pool Round - Pool B	RED	4	Marie Chandrine PERRINE	MRI			
			BLUE	6	Anne van der BRUGGE	NED			
223	W 70kg Fighting	Pool Round - Pool A	RED	3	Emma LETTE	SWE			
			BLUE	5	Annalena BAUER	GER			
224	W 70kg Fighting	Pool Round - Pool B	RED	4	Veronica LOPEZ HERRERA	MEX			
			BLUE	6	Aafke van LEEUWEN	NED			
225	M 77kg Fighting	Pool Round - Pool A	RED	1	Simon ATTENBERGER	GER			
			BLUE	3	Angel OCHOA	MEX			
226	M 77kg Fighting	Pool Round - Pool B	RED	2	Boy VOGELZANG	NED			
			BLUE	4	Lucas ANDERSEN	DEN			
227	M 85kg Fighting	Pool Round - Pool A	RED	1	Daniel ZMEEV	GER			
			BLUE	3	Chu Cheng WEI	TPE			
228	M 85kg Fighting	Pool Round - Pool B	RED	2	Arso MILIC	MNE			
			BLUE	4	Donny DONKER	NED			
229	M 77kg Fighting	Pool Round - Pool A	RED	1	Simon ATTENBERGER	GER			
			BLUE	5	Bakhromjon MASHRAPOV	UZB			
230	M 77kg Fighting	Pool Round - Pool B	RED	2	Boy VOGELZANG	NED			
			BLUE	6	Percy KUNSA	FRA			
231	M 85kg Fighting	Pool Round - Pool A	RED	1	Daniel ZMEEV	GER			
			BLUE	5	Balam QUITZE	MEX			
232	M 85kg Fighting	Pool Round - Pool B	RED	2	Arso MILIC	MNE			
			BLUE	6	Nikola TRAJKOVIC	SRB			

Timing and Results provided by  TISSOT






Session Programme

As of FRI 15 JUL 2022

SESSION 1 - TATAMI 2

Match No	Weight Category	Round	Colour	Draw No	Name	Country Code	Points	Time	Results Code
233	M 77kg Fighting	Pool Round - Pool A	RED	3	Angel OCHOA	MEX			
			BLUE	5	Bakhromjon MASHRAPOV	UZB			
234	M 77kg Fighting	Pool Round - Pool B	RED	4	Lucas ANDERSEN	DEN			
			BLUE	6	Percy KUNSA	FRA			
235	M 85kg Fighting	Pool Round - Pool A	RED	3	Chu Cheng WEI	TPE			
			BLUE	5	Balam QUITZE	MEX			
236	M 85kg Fighting	Pool Round - Pool B	RED	4	Donny DONKER	NED			
			BLUE	6	Nikola TRAJKOVIC	SRB			
237	W 48kg Fighting	Semifinals	RED	1	Kanjutha PHATTARABOONSORN	THA			
			BLUE	6	Sandra BADIE	FRA			
238	W 48kg Fighting	Semifinals	RED	2	Sina STAUB	SUI			
			BLUE	5	Athanasia ZARIOPI	GRE			
239	W 57kg Fighting	Semifinals	RED	1	Licai POURTOIS	BEL			
			BLUE	6	Rebekka Ziska DAHL	DEN			
240	W 57kg Fighting	Semifinals	RED	4	Genevieve BOGERS	NED			
			BLUE	5	Christina KOUTOULAKI	GRE			
241	W 63kg Fighting	Semifinals	RED	1	Lilian WEIKEN	GER			
			BLUE	2	Juliana FERREIRA	FRA			
242	W 63kg Fighting	Semifinals	RED	6	Anne van der BRUGGE	NED			
			BLUE	5	Orapa SENATHAM	THA			
243	W 70kg Fighting	Semifinals	RED	5	Annalena BAUER	GER			
			BLUE	6	Aafke van LEEUWEN	NED			
244	W 70kg Fighting	Semifinals	RED	2	Liva TANZER	DEN			
			BLUE	1	Chloe LALANDE	FRA			
245	M 77kg Fighting	Semifinals	RED	1	Simon ATTENBERGER	GER			
			BLUE	2	Boy VOGELZANG	NED			
246	M 77kg Fighting	Semifinals	RED	4	Lucas ANDERSEN	DEN			
			BLUE	3	Angel OCHOA	MEX			
247	M 85kg Fighting	Semifinals	RED	1	Daniel ZMEEV	GER			
			BLUE	4	Donny DONKER	NED			
248	M 85kg Fighting	Semifinals	RED	6	Nikola TRAJKOVIC	SRB			
			BLUE	3	Chu Cheng WEI	TPE			

Timing and Results provided by  TISSOT



BIRMINGHAM

Greater Birmingham Convention & Visitors Bureau



REGIONS



Protective



BlueCross BlueShield of Alabama






Session Programme

As of FRI 15 JUL 2022

Legend:
No Number

Timing and Results provided by  **TISSOT**






Session Programme

As of FRI 15 JUL 2022

SESSION 2 - TATAMI 1

Match No	Weight Category	Round	Colour	Draw No	Name	Country Code	Points	Time	Results Code
49	W 48kg Ne-Waza	Bronze Medal Match	RED	2	Oleksandra RUSSETKA	UKR			
			BLUE	1	Irina BRODSKI	GER			
50	W 57kg Ne-Waza	Bronze Medal Match	RED	5	Ramirez ANNIE	PHI			
			BLUE	1	Laurence FOUILLAT	FRA			
51	W 63kg Ne-Waza	Bronze Medal Match	RED	4	Shamma ALKALBANI	UAE			
			BLUE	5	Bogdana GOLUB	UKR			
52	M 69kg Ne-Waza	Bronze Medal Match	RED	6	Valentin BLUMENTAL	FRA			
			BLUE	1	Viki DABUSH	ISR			
53	M 77kg Ne-Waza	Bronze Medal Match	RED	3	Michael SHEEHAN	CAN			
			BLUE	4	Kim EDMUND	USA			
54	M 85kg Ne-Waza	Bronze Medal Match	RED		Saar SHEMESH	ISR			
			BLUE						
55	W 48kg Fighting	Bronze Medal Match	RED	6	Sandra BADIE	FRA			
			BLUE	2	Sina STAUB	SUI			
56	W 57kg Fighting	Bronze Medal Match	RED	6	Rebekka Ziska DAHL	DEN			
			BLUE	4	Genevieve BOGERS	NED			
57	W 63kg Fighting	Bronze Medal Match	RED	1	Lilian WEIKEN	GER			
			BLUE	6	Anne van der BRUGGE	NED			
58	W 70kg Fighting	Bronze Medal Match	RED	6	Aafke van LEEUWEN	NED			
			BLUE	2	Liva TANZER	DEN			
59	M 77kg Fighting	Bronze Medal Match	RED	2	Boy VOGELZANG	NED			
			BLUE	3	Angel OCHOA	MEX			
60	M 85kg Fighting	Bronze Medal Match	RED	1	Daniel ZMEEV	GER			
			BLUE	3	Chu Cheng WEI	TPE			
61	W 48kg Fighting	Gold Medal Match	RED	1	Kanjutha PHATTARABOONSORN	THA			
			BLUE	5	Athanasia ZARIOPI	GRE			
62	W 57kg Fighting	Gold Medal Match	RED	1	Licai POURTOIS	BEL			
			BLUE	5	Christina KOUTOULAKI	GRE			
63	W 63kg Fighting	Gold Medal Match	RED	2	Juliana FERREIRA	FRA			
			BLUE	5	Orapa SENATHAM	THA			
64	W 70kg Fighting	Gold Medal Match	RED	5	Annalena BAUER	GER			
			BLUE	1	Chloe LALANDE	FRA			

Timing and Results provided by  TISSOT






Session Programme

As of FRI 15 JUL 2022

SESSION 2 - TATAMI 1

Match No	Weight Category	Round	Colour	Draw No	Name	Country Code	Points	Time	Results Code
65	M 77kg Fighting	Gold Medal Match	RED	1	Simon ATTENBERGER	GER			
			BLUE	4	Lucas ANDERSEN	DEN			
66	M 85kg Fighting	Gold Medal Match	RED	4	Donny DONKER	NED			
			BLUE	6	Nikola TRAJKOVIC	SRB			
67	M 69kg Ne-Waza	Gold Medal Match	RED	5	Mohamed ALSUWAIDI	UAE			
			BLUE	2	Florian BAYILI	BEL			
68	M 77kg Ne-Waza	Gold Medal Match	RED	6	Nimrod RYEDER	ISR			
			BLUE	1	Ali MUNFARED	BRN			
69	M 85kg Ne-Waza	Gold Medal Match	RED		Faisal ALKETBI	UAE			
			BLUE		Abdurahmanhaji MURTAZALIEV	KGZ			
70	W 48kg Ne-Waza	Gold Medal Match	RED	5	Vicky HOANG	CAN			
			BLUE	6	Kanjutha PHATTARABOONSORN	THA			
71	W 57kg Ne-Waza	Gold Medal Match	RED	2	Galina DUVANOVA	KAZ			
			BLUE	6	Meshy ROSENFELD	ISR			
72	W 63kg Ne-Waza	Gold Medal Match	RED	1	Maja POVSNAR	SLO			
			BLUE	6	Rony NISIMIAN	ISR			

Legend:
No Number

Timing and Results provided by  TISSOT






Session Programme

As of SAT 16 JUL 2022

SESSION 3 - TATAMI 1

Match No	Weight Category	Round	Colour	Draw No	Name	Country Code	Points	Time	Results Code
73	M Open Ne-Waza	Round of 16	RED		Mohamed ALAMRI	UAE			
			BLUE		Viki DABUSH	ISR			
74	M Open Ne-Waza	Round of 16	RED		Nimrod RYEDER	ISR			
			BLUE		Robert HENEK	POL			
75	M Open Ne-Waza	Round of 16	RED		Mohamed ALSUWAIDI	UAE			
			BLUE		Saar SHEMESH	ISR			
76	M Open Ne-Waza	Quarterfinals	RED		Mohamed ALAMRI	UAE			
			BLUE		Kevin CUERVO VIEIRA	COL			
77	M Open Ne-Waza	Quarterfinals	RED		Nimrod RYEDER	ISR			
			BLUE		Seif Eddine HOUMINE	MAR			
78	M Open Ne-Waza	Quarterfinals	RED		Saar SHEMESH	ISR			
			BLUE		Elioenai de Abreu CAMPOS	USA			
79	M Open Ne-Waza	Quarterfinals	RED		Faisal ALKETBI	UAE			
			BLUE		Maciej KOZAK	POL			
80	M Open Ne-Waza	Semifinals	RED		Mohamed ALAMRI	UAE			
			BLUE		Seif Eddine HOUMINE	MAR			
81	M Open Ne-Waza	Semifinals	RED		Saar SHEMESH	ISR			
			BLUE		Faisal ALKETBI	UAE			
82	W Open Ne-Waza	Quarterfinals	RED		Galina DUVANOVA	KAZ			
			BLUE		Oleksandra RUSSETSKA	UKR			
83	W Open Ne-Waza	Quarterfinals	RED		Meshy ROSENFELD	ISR			
			BLUE		Tainara WEIDGENAND	USA			
84	W Open Ne-Waza	Quarterfinals	RED		Tereza CORDEIRO de SOUZA	HUN			
			BLUE		Bogdana GOLUB	UKR			
85	W Open Ne-Waza	Quarterfinals	RED		Meshy ROSENFELD	ISR			
			BLUE		Shamma ALKALBANI	UAE			
86	W Open Ne-Waza	Semifinals	RED		Galina DUVANOVA	KAZ			
			BLUE		Meshy ROSENFELD	ISR			
87	W Open Ne-Waza	Semifinals	RED		Bogdana GOLUB	UKR			
			BLUE		Shamma ALKALBANI	UAE			
267	Mixed Duo	Semifinals	RED	3	Switzerland	SUI			
			BLUE	6	Belgium	BEL			

Timing and Results provided by  TISSOT






Session Programme

As of SAT 16 JUL 2022

SESSION 3 - TATAMI 1

Match No	Weight Category	Round	Colour	Draw No	Name	Country Code	Points	Time	Results Code
268	Mixed Duo	Semifinals	RED	2	Thailand	THA			
			BLUE	1	Germany	GER			
269	M 62kg Fighting	Semifinals	RED		Bohdan MOCHULSKYI	UKR			
			BLUE		Ecco van der VEER	NED			
270	M 62kg Fighting	Semifinals	RED		Alejandro VIVIESCAS	COL			
			BLUE		Julien MATHIEU	FRA			
271	M 69kg Fighting	Semifinals	RED		Jaschar SALMANOW	GER			
			BLUE		Juan Manuel DOMINGUEZ CORTAZZO	URU			
272	M 69kg Fighting	Semifinals	RED		Tim TOPLAK	SLO			
			BLUE		Ivan DELLA CROCE	SRB			
88	Mixed Duo	Bronze Medal Match	RED	3	Switzerland	SUI			
			BLUE	1	Germany	GER			
89	M 62kg Fighting	Bronze Medal Match	RED		Ecco van der VEER	NED			
			BLUE		Julien MATHIEU	FRA			
90	M 69kg Fighting	Bronze Medal Match	RED		Juan Manuel DOMINGUEZ CORTAZZO	URU			
			BLUE		Tim TOPLAK	SLO			
91	M Open Ne-Waza	Bronze Medal Match	RED		Mohamed ALAMRI	UAE			
			BLUE		Saar SHEMESH	ISR			
92	W Open Ne-Waza	Bronze Medal Match	RED		Galina DUVANOVA	KAZ			
			BLUE		Shamma ALKALBANI	UAE			
93	Mixed Duo	Gold Medal Match	RED	6	Belgium	BEL			
			BLUE	2	Thailand	THA			
94	M 62kg Fighting	Gold Medal Match	RED		Bohdan MOCHULSKYI	UKR			
			BLUE		Alejandro VIVIESCAS	COL			
95	M 69kg Fighting	Gold Medal Match	RED		Jaschar SALMANOW	GER			
			BLUE		Ivan DELLA CROCE	SRB			
96	M Open Ne-Waza	Gold Medal Match	RED		Seif Eddine HOUMINE	MAR			
			BLUE		Faisal ALKETBI	UAE			
97	W Open Ne-Waza	Gold Medal Match	RED		Meshy ROSENFELD	ISR			
			BLUE		Bogdana GOLUB	UKR			

Timing and Results provided by  TISSOT






Session Programme

As of SAT 16 JUL 2022

SESSION 3 - TATAMI 2

Match No	Weight Category	Round	Colour	Draw No	Name	Country Code	Points	Time	Results Code
249	Mixed Duo	Pool Round - Pool A	RED	1	Germany	GER			
			BLUE	3	Switzerland	SUI			
250	Mixed Duo	Pool Round - Pool B	RED	2	Thailand	THA			
			BLUE	4	Romania	ROU			
251	M 62kg Fighting	Pool Round - Pool A	RED		Bohdan MOCHULSKYI	UKR			
			BLUE		Andrea CALZONI	ITA			
252	M 62kg Fighting	Pool Round - Pool B	RED		Abu-Bakir ZHANIBEK	KAZ			
			BLUE		Alejandro VIVIESCAS	COL			
253	M 69kg Fighting	Pool Round - Pool A	RED		Jaschar SALMANOW	GER			
			BLUE		Jesper KILBAK	DEN			
254	M 69kg Fighting	Pool Round - Pool B	RED		Eduardo CORTES	MEX			
			BLUE		Juan Manuel DOMINGUEZ CORTAZZO	URU			
255	Mixed Duo	Pool Round - Pool A	RED	1	Germany	GER			
			BLUE	5	Montenegro	MNE			
256	Mixed Duo	Pool Round - Pool B	RED	2	Thailand	THA			
			BLUE	6	Belgium	BEL			
257	M 62kg Fighting	Pool Round - Pool A	RED		Bohdan MOCHULSKYI	UKR			
			BLUE		Julien MATHIEU	FRA			
258	M 62kg Fighting	Pool Round - Pool B	RED		Abu-Bakir ZHANIBEK	KAZ			
			BLUE		Ecco van der VEER	NED			
259	M 69kg Fighting	Pool Round - Pool A	RED		Jaschar SALMANOW	GER			
			BLUE		Ivan DELLA CROCE	SRB			
260	M 69kg Fighting	Pool Round - Pool B	RED		Eduardo CORTES	MEX			
			BLUE		Tim TOPLAK	SLO			
261	Mixed Duo	Pool Round - Pool A	RED	3	Switzerland	SUI			
			BLUE	5	Montenegro	MNE			
262	Mixed Duo	Pool Round - Pool B	RED	4	Romania	ROU			
			BLUE	6	Belgium	BEL			
263	M 62kg Fighting	Pool Round - Pool A	RED		Andrea CALZONI	ITA			
			BLUE		Julien MATHIEU	FRA			
264	M 62kg Fighting	Pool Round - Pool B	RED		Alejandro VIVIESCAS	COL			
			BLUE		Ecco van der VEER	NED			

Timing and Results provided by  TISSOT






Session Programme

As of SAT 16 JUL 2022

SESSION 3 - TATAMI 2

Match No	Weight Category	Round	Colour	Draw No	Name	Country Code	Points	Time	Results Code
265	M 69kg Fighting	Pool Round - Pool A	RED		Jesper KILBAK	DEN			
			BLUE		Ivan DELLA CROCE	SRB			
266	M 69kg Fighting	Pool Round - Pool B	RED		Juan Manuel DOMINGUEZ CORTAZZO	URU			
			BLUE		Tim TOPLAK	SLO			

Legend:
No Number

Timing and Results provided by 




Medallists by Event

As of SAT 16 JUL 2022

After 18 of 18 Events

Event Name	Date	Medal	Name	Country Code
Men's 62kg Fighting	SAT 16 JUL	GOLD	Bohdan MOCHULSKYI	UKR
		SILVER	Alejandro VIVIESCAS	COL
		BRONZE	Ecco van der VEER	NED
Men's 69kg Fighting	SAT 16 JUL	GOLD	Jaschar SALMANOW	GER
		SILVER	Ivan DELLA CROCE	SRB
		BRONZE	Tim TOPLAK	SLO
Men's 77kg Fighting	FRI 15 JUL	GOLD	Simon ATTENBERGER	GER
		SILVER	Lucas ANDERSEN	DEN
		BRONZE	Boy VOGELZANG	NED
Men's 85kg Fighting	FRI 15 JUL	GOLD	Nikola TRAJKOVIC	SRB
		SILVER	Donny DONKER	NED
		BRONZE	Daniel ZMEEV	GER
Men's 69kg Ne-Waza	FRI 15 JUL	GOLD	Florian BAYILI	BEL
		SILVER	Mohamed ALSUWAIDI	UAE
		BRONZE	Viki DABUSH	ISR
Men's 77kg Ne-Waza	FRI 15 JUL	GOLD	Nimrod RYEDER	ISR
		SILVER	Ali MUNFAREDI	BRN
		BRONZE	Michael SHEEHAN	CAN
Men's 85kg Ne-Waza	FRI 15 JUL	GOLD	Faisal ALKETBI	UAE
		SILVER	Abdurahmanhaji MURTAZALIEV	KGZ
		BRONZE	Saar SHEMESH	ISR
Men's Open Ne-Waza	SAT 16 JUL	GOLD	Faisal ALKETBI	UAE
		SILVER	Seif Eddine HOUMINE	MAR
		BRONZE	Saar SHEMESH	ISR
Women's 48kg Fighting	FRI 15 JUL	GOLD	Kanjutha PHATTARABOONSORN	THA
		SILVER	Athanasia ZARIOPI	GRE
		BRONZE	Sandra BADIE	FRA
Women's 57kg Fighting	SAT 16 JUL	GOLD	Licai POURTOIS	BEL
		SILVER	Christina KOUTOULAKI	GRE
		BRONZE	Rebekka Ziska DAHL	DEN
Women's 63kg Fighting	FRI 15 JUL	GOLD	Juliana FERREIRA	FRA
		SILVER	Orapa SENATHAM	THA
		BRONZE	Lilian WEIKEN	GER
Women's 70kg Fighting	FRI 15 JUL	GOLD	Annalena BAUER	GER
		SILVER	Chloe LALANDE	FRA
		BRONZE	Liva TANZER	DEN
Women's 48kg Ne-Waza	FRI 15 JUL	GOLD	Vicky HOANG	CAN
		SILVER	Kanjutha PHATTARABOONSORN	THA
		BRONZE	Irina BRODSKI	GER
Women's 57kg Ne-Waza	FRI 15 JUL	GOLD	Meshy ROSENFELD	ISR
		SILVER	Galina DUVANOVA	KAZ
		BRONZE	Laurence FOUILLAT	FRA

Timing and Results provided by  TISSOT





Medallists by Event

As of SAT 16 JUL 2022

Event Name	Date	Medal	Name	Country Code
Women's 63kg Ne-Waza	FRI 15 JUL	GOLD	Maja POVSNAR	SLO
		SILVER	Rony NISIMIAN	ISR
		BRONZE	Shamma ALKALBANI	UAE
Women's Open Ne-Waza	SAT 16 JUL	GOLD	Meshy ROSENFELD	ISR
		SILVER	Bogdana GOLUB	UKR
		BRONZE	Shamma ALKALBANI	UAE
Mixed Duo	SAT 16 JUL	GOLD	Warawut SAENGRIRUANG	THA
			Lalita YUENNAN	
		SILVER	Charis Jessy V GRAVENSTEYN	BEL
			Ian LODENS	
		BRONZE	JOKL Sofia Hannah	SUI
			Thomas SCHOENENBERGER	
Mixed National Team Competiton	SAT 16 JUL	GOLD	Sandra BADIE	FRA
			Valentin BLUMENTAL	
			Juliana FERREIRA	
			Laurence FOUILLAT	
			Percy KUNSA	
			Chloe LALANDE	
			Julien MATHIEU	
		SILVER	Simon ATTENBERGER	GER
			Annalena BAUER	
			Irina BRODSKI	
			Julia PASZKIEWICZ	
			Jaschar SALMANOW	
			Johannes TOURBESLIS	
			Lilian WEIKEN	
		Daniel ZMEEV		
		BRONZE	Genevieve BOGERS	NED
			Lidija CAKOVIC	
			Donny DONKER	
			Anne van der BRUGGE	
			Ecco van der VEER	
			Aafke van LEEUWEN	
Boy VOGELZANG				
Stefan VUKOTIC	MNE			

 Timing and Results provided by 





Medal Standings

As of SAT 16 JUL 2022

After 18 of 18 Events

Rank	Country	Men				Women				Mixed				Total				Rank by Total
		G	S	B	Tot	G	S	B	Tot	G	S	B	Tot	G	S	B	Tot	
1	GER - Germany	2		1	3	1		2	3		1		1	3	1	3	7	=1
1	ISR - Israel	1		3	4	2	1		3					3	1	3	7	=1
3	THA - Thailand					1	2		3	1			1	2	2		4	=5
4	FRA - France					1	1	2	4	1			1	2	1	2	5	=3
4	UAE - United Arab Emirates	2	1		3			2	2					2	1	2	5	=3
6	BEL - Belgium	1			1	1			1		1		1	2	1		3	=7
7	SRB - Serbia	1	1		2									1	1		2	=9
7	UKR - Ukraine	1			1		1		1					1	1		2	=9
9	CAN - Canada			1	1	1			1					1		1	2	=9
9	SLO - Slovenia			1	1	1			1					1		1	2	=9
11	GRE - Greece						2		2						2		2	=9
12	NED - Netherlands		1	2	3							1	1		1	3	4	=5
13	DEN - Denmark		1		1			2	2						1	2	3	=7
14	BRN - Bahrain		1		1										1		1	=14
14	COL - Colombia		1		1										1		1	=14
14	KAZ - Kazakhstan						1		1						1		1	=14
14	KGZ - Kyrgyzstan		1		1										1		1	=14
14	MAR - Morocco		1		1										1		1	=14
19	SUI - Switzerland											1	1			1	1	=14
Total:		8	8	8	24	8	8	8	24	2	2	2	6	18	18	18	54	

Legend:
 = Equal sign indicates that two or more NOCs share the same rank by total **B** Bronze **G** Gold **S** Silver **Tot** Total

Timing and Results provided by  **TISSOT**






Ju-Jitsu

Men's 62kg Fighting






Entry List by Event

As of FRI 15 JUL 2022

Country	Name	Date of Birth
COL - Colombia	Alejandro VIVIESCAS	21 JUL 1994
FRA - France	Julien MATHIEU	2 JUN 1989
ITA - Italy	Andrea CALZONI	20 OCT 1997
KAZ - Kazakhstan	Abu-Bakir ZHANIBEK	4 JUL 1997
NED - Netherlands	Ecco van der VEER	17 NOV 1996
UKR - Ukraine	Bohdan MOCHULSKYI	4 AUG 1996

Timing and Results provided by  TISSOT





Round Robin Summary

As of SAT 16 JUL 2022


Pool Round - Pool A

Rank	Country Code	Name	UKR	FRA	ITA	Matches	Won	Points For	Points Against	Points Difference	Remark
1	UKR	Bohdan MOCHULSKYI	-	13	14	2	2	27	9	18	Q
2	FRA	Julien MATHIEU	4	-	8	2	1	12	18	-6	Q
3	ITA	Andrea CALZONI	5	5	-	2	0	10	22	-12	

Pool Round - Pool B

Rank	Country Code	Name	COL	NED	KAZ	Matches	Won	Points For	Points Against	Points Difference	Remark
1	COL	Alejandro VIVIESCAS	-	14	14	2	2	28	0	28	Q
2	NED	Ecco van der VEER	0	-	11	2	1	11	18	-7	Q
3	KAZ	Abu-Bakir ZHANIBEK	0	4	-	2	0	4	25	-21	

Legend:
Q Qualified

Timing and Results provided by  TISSOT





Tournament Summary

As of SAT 16 JUL 2022

Pool Round - Pool A

Rank	Country Code	Name	UKR	FRA	ITA	Matches	Won	Points For	Points Against	Points Difference	Remark
1	UKR	Bohdan MOCHULSKYI	-	13	14	2	2	27	9	18	Q
2	FRA	Julien MATHIEU	4	-	8	2	1	12	18	-6	Q
3	ITA	Andrea CALZONI	5	5	-	2	0	10	22	-12	

Pool Round - Pool B

Rank	Country Code	Name	COL	NED	KAZ	Matches	Won	Points For	Points Against	Points Difference	Remark
1	COL	Alejandro VIVIESCAS	-	14	14	2	2	28	0	28	Q
2	NED	Ecco van der VEER	0	-	11	2	1	11	18	-7	Q
3	KAZ	Abu-Bakir ZHANIBEK	0	4	-	2	0	4	25	-21	

Semifinals

Finals


B MOCHULSKYI (UKR)	PTS	14	Match 269	B MOCHULSKYI (UKR)	PTS	19
E van der VEER (NED)	14					
A VIVIESCAS (COL)	INJ	9	Match 270	A VIVIESCAS (COL)	7	
J MATHIEU (FRA)	6					
E van der VEER (NED)	OWO	14	Match 89	E van der VEER (NED)	14	
J MATHIEU (FRA)	0					

MEDALLISTS		
Gold	B MOCHULSKYI	UKR
Silver	A VIVIESCAS	COL
Bronze	E van der VEER	NED

Initial Name (Country)	XXX	Victory type	
	NN		
Technical points			

Victory types	
SUB Win by Submission	RDC Win by Referee Decision
PTS Win by Points	RDP Win by Random Pick
RSC Win by Referee Stops Contest	INJ Win by Injury
ADV Win by Advantages	DIW Official Doctor Intervention
PNT Win by Penalties	OWO Win by Opponent Walk Over
	DSQ Win by Disqualification

Legend:
Q Qualified

Timing and Results provided by 






Medallists

As of SAT 16 JUL 2022

Medal	Name	Country
GOLD	Bohdan MOCHULSKYI	UKR - Ukraine
SILVER	Alejandro VIVIESCAS	COL - Colombia
BRONZE	Ecco van der VEER	NED - Netherlands

Timing and Results provided by  TISSOT





Results

As of SAT 16 JUL 2022
MATCH NUMBER 89 - TATAMI 1

Color	Name	Country Code	1 pt Ippon	2 pts Ippon	3 pts Ippon	Wazaari	Shido	Chui	Result	Winner
Red	Ecco van der VEER	NED	0	0	0	0	0	0	14	X
Blue	Julien MATHIEU	FRA	0	0	0	0	0	0	0	


Officials

Name	Function
PFEIFER Ralf Uwe (GER)	Mat Referee


WINNER Ecco van der VEER (NED)	BOUT DURATION 0:00
--	------------------------------

OWO	Win by Opponent Walk Over
-----	---------------------------

Legend: pt points pts points
--

Timing and Results provided by 





Results

As of SAT 16 JUL 2022

MATCH NUMBER 94 - TATAMI 1

Color	Name	Country Code	1 pt Ippon	2 pts Ippon	3 pts Ippon	Wazaari	Shido	Chui	Result	Winner
Red	Bohdan MOCHULSKYI	UKR	6	0	0	7	1	0	19	X
Blue	Alejandro VIVIESCAS	COL	3	0	3	1	1	1	7	


Officials

Name	Function
Patrik TREMEL (AUT)	Mat Referee

WINNER Bohdan MOCHULSKYI (UKR)	BOUT DURATION 5:11
--	------------------------------

PTS	Win by Points
-----	---------------

Legend: pt points pts points

Timing and Results provided by  TISSOT



Results

As of SAT 16 JUL 2022

MATCH NUMBER 270 - TATAMI 1

Color	Name	Country Code	1 pt Ippon	2 pts Ippon	3 pts Ippon	Wazaari	Shido	Chui	Result	Winner
Red	Alejandro VIVIESCAS	COL	1	0	1	5	1	0	9	X
Blue	Julien MATHIEU	FRA	1	0	1	4	2	1	6	

WINNER Alejandro VIVIESCAS (COL)	BOUT DURATION 8:03
--	------------------------------

INJ	Win by Injury
-----	---------------

Legend: pt points	pts points
-----------------------------	------------

Timing and Results provided by **TISSOT**





Results

As of SAT 16 JUL 2022

MATCH NUMBER 269 - TATAMI 1

Color	Name	Country Code	1 pt Ippon	2 pts Ippon	3 pts Ippon	Wazaari	Shido	Chui	Result	Winner
Red	Bohdan MOCHULSKYI	UKR	3	0	0	8	3	1	14	X
Blue	Ecco van der VEER	NED	1	0	1	12	2	1	14	

WINNER	BOUT DURATION
Bohdan MOCHULSKYI (UKR)	9:03

PTS	Win by Points
-----	---------------

Legend:
pt pts
points points

Timing and Results provided by TISSOT



Results


As of SAT 16 JUL 2022
MATCH NUMBER 252 - TATAMI 2

Color	Name	Country Code	1 pt Ippon	2 pts Ippon	3 pts Ippon	Wazaari	Shido	Chui	Result	Winner
Red	Abu-Bakir ZHANIBEK	KAZ	0	0	0	0	1	1	0	
Blue	Alejandro VIVIESCAS	COL	0	0	0	14	2	0	14	X

WINNER Alejandro VIVIESCAS (COL)	BOUT DURATION 14:28
--	-------------------------------

FUI	Win by Full Ippon
-----	-------------------

<p>Legend: pt points pts points</p>

Timing and Results provided by  **TISSOT**





Results

As of SAT 16 JUL 2022


MATCH NUMBER 258 - TATAMI 2

Color	Name	Country Code	1 pt Ippon	2 pts Ippon	3 pts Ippon	Wazaari	Shido	Chui	Result	Winner
Red	Abu-Bakir ZHANIBEK	KAZ	1	0	0	2	0	0	4	
Blue	Ecco van der VEER	NED	4	0	4	3	0	0	11	X

WINNER Ecco van der VEER (NED)	BOUT DURATION 4:42
--	------------------------------

PTS	Win by Points
-----	---------------

Legend: pt points pts points

Timing and Results provided by  **TISSOT**



Results


As of SAT 16 JUL 2022
MATCH NUMBER 264 - TATAMI 2

Color	Name	Country Code	1 pt Ippon	2 pts Ippon	3 pts Ippon	Wazaari	Shido	Chui	Result	Winner
Red	Alejandro VIVIESCAS	COL	0	0	0	14	0	0	14	X
Blue	Ecco van der VEER	NED	0	0	0	0	1	0	0	

WINNER Alejandro VIVIESCAS (COL)	BOUT DURATION 6:46
--	------------------------------

FUI	Win by Full Ippon
------------	-------------------

Legend:	pts points	pts points
----------------	------------	------------

Timing and Results provided by 



BIRMINGHAM

Greater Birmingham Convention & Visitors Bureau



REGIONS



Protective



BlueCross BlueShield of Alabama





Results

As of SAT 16 JUL 2022
 MATCH NUMBER 251 - TATAMI 2

Color	Name	Country Code	1 pt Ippon	2 pts Ippon	3 pts Ippon	Wazaari	Shido	Chui	Result	Winner
Red	Bohdan MOCHULSKYI	UKR	3	0	0	6	1	0	14	X
Blue	Andrea CALZONI	ITA	2	1	2	1	1	0	5	

WINNER	BOUT DURATION
Bohdan MOCHULSKYI (UKR)	4:08

PTS	Win by Points
-----	---------------

Legend: pt points	pts points
-----------------------------	------------

Timing and Results provided by **TISSOT**



Results

As of SAT 16 JUL 2022


MATCH NUMBER 257 - TATAMI 2

Color	Name	Country Code	1 pt Ippon	2 pts Ippon	3 pts Ippon	Wazaari	Shido	Chui	Result	Winner
Red	Bohdan MOCHULSKYI	UKR	5	0	0	3	1	0	13	X
Blue	Julien MATHIEU	FRA	1	0	1	2	0	1	4	

WINNER Bohdan MOCHULSKYI (UKR)	BOUT DURATION 4:56
--	------------------------------

PTS	Win by Points
-----	---------------

Legend: pt points pts points

Timing and Results provided by  **TISSOT**



Results

As of SAT 16 JUL 2022


MATCH NUMBER 263 - TATAMI 2

Color	Name	Country Code	1 pt Ippon	2 pts Ippon	3 pts Ippon	Wazaari	Shido	Chui	Result	Winner
Red	Andrea CALZONI	ITA	1	0	0	3	1	0	5	
Blue	Julien MATHIEU	FRA	2	0	2	4	0	0	8	X

WINNER Julien MATHIEU (FRA)	BOUT DURATION 4:12
---------------------------------------	------------------------------

PTS	Win by Points
-----	---------------

Legend: pt points pts points

Timing and Results provided by  TISSOT



Ju-Jitsu

Men's 69kg Fighting






Entry List by Event

As of FRI 15 JUL 2022

Country	Name	Date of Birth
DEN - Denmark	Jesper KILBAK	28 AUG 1997
GER - Germany	Jaschar SALMANOW	17 NOV 1993
MEX - Mexico	Eduardo CORTES	3 NOV 1994
SLO - Slovenia	Tim TOPLAK	19 DEC 1995
SRB - Serbia	Ivan DELLA CROCE	2 MAR 1997
URU - Uruguay	Juan Manuel DOMINGUEZ CORTAZZO	20 FEB 2001

Timing and Results provided by  TISSOT





Round Robin Summary

As of SAT 16 JUL 2022


Pool Round - Pool A

Rank	Country Code	Name	GER	SRB	DEN	Matches	Won	Points For	Points Against	Points Difference	Remark
1	GER	Jaschar SALMANOW	-	14	18	2	2	32	13	19	Q
2	SRB	Ivan DELLA CROCE	0	-	12	2	1	12	24	-12	Q
3	DEN	Jesper KILBAK	13	10	-	2	0	23	30	-7	

Pool Round - Pool B

Rank	Country Code	Name	SLO	URU	MEX	Matches	Won	Points For	Points Against	Points Difference	Remark
1	SLO	Tim TOPLAK	-	10	14	2	2	24	5	19	Q
2	URU	Juan Manuel DOMINGUEZ CORTAZZO	5	-	11	2	1	16	19	-3	Q
3	MEX	Eduardo CORTES	0	9	-	2	0	9	25	-16	

Legend:
Q Qualified

Timing and Results provided by 





Tournament Summary

As of SAT 16 JUL 2022

Pool Round - Pool A

Rank	Country Code	Name	GER	SRB	DEN	Matches	Won	Points For	Points Against	Points Difference	Remark
1	GER	Jaschar SALMANOW	-	14	18	2	2	32	13	19	Q
2	SRB	Ivan DELLA CROCE	0	-	12	2	1	12	24	-12	Q
3	DEN	Jesper KILBAK	13	10	-	2	0	23	30	-7	

Pool Round - Pool B

Rank	Country Code	Name	SLO	URU	MEX	Matches	Won	Points For	Points Against	Points Difference	Remark
1	SLO	Tim TOPLAK	-	10	14	2	2	24	5	19	Q
2	URU	Juan Manuel DOMINGUEZ CORTAZZO	5	-	11	2	1	16	19	-3	Q
3	MEX	Eduardo CORTES	0	9	-	2	0	9	25	-16	

Semifinals

Finals

J SALMANOW (GER)	FUI	14	J SALMANOW (GER)	PTS	12
DOMINGUEZ COR. (URU)	Match 271	0		Match 95	
T TOPLAK (SLO)	7		I DELLA CROCE (SRB)	7	
I DELLA CROCE (SRB)	Match 272	10			
			DOMINGUEZ COR. (URU)	0	
				Match 90	
			T TOPLAK (SLO)	PTS	14


MEDALLISTS

Gold	J SALMANOW	GER
Silver	I DELLA CROCE	SRB
Bronze	T TOPLAK	SLO

Initial Name (Country)	XXX	Victory type	
	NN		
Technical points			

Victory types	
SUB Win by Submission	RDC Win by Referee Decision
PTS Win by Points	RDP Win by Random Pick
RSC Win by Referee Stops Contest	INJ Win by Injury
ADV Win by Advantages	DIW Official Doctor Intervention
PNT Win by Penalties	OWO Win by Opponent Walk Over
	DSQ Win by Disqualification

Legend:
Q Qualified

Timing and Results provided by 






Medallists

As of SAT 16 JUL 2022

Medal	Name	Country
GOLD	Jaschar SALMANOW	GER - Germany
SILVER	Ivan DELLA CROCE	SRB - Serbia
BRONZE	Tim TOPLAK	SLO - Slovenia

Timing and Results provided by  **TISSOT**





Results

As of SAT 16 JUL 2022

MATCH NUMBER 90 - TATAMI 1

Color	Name	Country Code	1 pt Ippon	2 pts Ippon	3 pts Ippon	Wazaari	Shido	Chui	Result	Winner
Red	Juan Manuel DOMINGUEZ CORTAZZO	URU	0	0	0	0	1	0	0	
Blue	Tim TOPLAK	SLO	0	0	0	14	0	1	14	X


Officials

Name	Function
Damien Francois GUILLAUME LENOIR (FRA)	Mat Referee

WINNER	BOUT DURATION
Tim TOPLAK (SLO)	6:45

PTS	Win by Points
-----	---------------

Legend:
pt points pts points

Timing and Results provided by  **TISSOT**



Results

As of SAT 16 JUL 2022
MATCH NUMBER 95 - TATAMI 1

Color	Name	Country Code	1 pt Ippon	2 pts Ippon	3 pts Ippon	Wazaari	Shido	Chui	Result	Winner
Red	Jaschar SALMANOW	GER	2	0	1	5	0	0	12	X
Blue	Ivan DELLA CROCE	SRB	2	0	2	3	1	1	7	


Officials

Name	Function
Leonid RUBTSOV (UKR)	Mat Referee

WINNER Jaschar SALMANOW (GER)	BOUT DURATION 6:28
---	------------------------------

PTS	Win by Points
-----	---------------

Legend: pt points pts points

Timing and Results provided by 



Results

As of SAT 16 JUL 2022


MATCH NUMBER 272 - TATAMI 1

Color	Name	Country Code	1 pt Ippon	2 pts Ippon	3 pts Ippon	Wazaari	Shido	Chui	Result	Winner
Red	Tim TOPLAK	SLO	1	1	0	3	2	0	7	
Blue	Ivan DELLA CROCE	SRB	3	1	3	2	1	1	10	X

WINNER Ivan DELLA CROCE (SRB)	BOUT DURATION 4:29
---	------------------------------

PTS	Win by Points
-----	---------------

Legend: pt points pts points

Timing and Results provided by  **TISSOT**



Results

As of SAT 16 JUL 2022


MATCH NUMBER 271 - TATAMI 1

Color	Name	Country Code	1 pt Ippon	2 pts Ippon	3 pts Ippon	Wazaari	Shido	Chui	Result	Winner
Red	Jaschar SALMANOW	GER	0	0	0	14	0	0	14	X
Blue	Juan Manuel DOMINGUEZ CORTAZZO	URU	0	0	0	0	0	0	0	

WINNER Jaschar SALMANOW (GER)	BOUT DURATION 3:24
---	------------------------------

FUI	Win by Full Ippon
-----	-------------------

Legend: pt points pts points

Timing and Results provided by 





Results

As of SAT 16 JUL 2022
MATCH NUMBER 254 - TATAMI 2

Color	Name	Country Code	1 pt Ippon	2 pts Ippon	3 pts Ippon	Wazaari	Shido	Chui	Result	Winner
Red	Eduardo CORTES	MEX	2	0	0	5	1	0	9	
Blue	Juan Manuel DOMINGUEZ CORTAZZO	URU	3	0	3	5	3	0	11	X

WINNER Juan Manuel DOMINGUEZ CORTAZZO (URU)	BOUT DURATION 8:32
---	------------------------------

PTS	Win by Points
-----	---------------

Legend: pt points	pts points
--------------------------------	---------------

Timing and Results provided by TISSOT





Results

As of SAT 16 JUL 2022


MATCH NUMBER 253 - TATAMI 2

Color	Name	Country Code	1 pt Ippon	2 pts Ippon	3 pts Ippon	Wazaari	Shido	Chui	Result	Winner
Red	Jaschar SALMANOW	GER	3	0	2	6	2	0	18	X
Blue	Jesper KILBAK	DEN	5	0	5	3	4	0	13	

WINNER	BOUT DURATION
Jaschar SALMANOW (GER)	4:58

PTS	Win by Points
-----	---------------

Legend:
pt points pts points

Timing and Results provided by 





Results

As of SAT 16 JUL 2022

MATCH NUMBER 259 - TATAMI 2

Color	Name	Country Code	1 pt Ippon	2 pts Ippon	3 pts Ippon	Wazaari	Shido	Chui	Result	Winner
Red	Jaschar SALMANOW	GER	0	0	0	14	1	0	14	X
Blue	Ivan DELLA CROCE	SRB	0	0	0	0	1	0	0	

WINNER Jaschar SALMANOW (GER)	BOUT DURATION 1:48
---	------------------------------

FUI	Win by Full Ippon
-----	-------------------

Legend: pt points pts points





Results

As of SAT 16 JUL 2022

MATCH NUMBER 265 - TATAMI 2

Color	Name	Country Code	1 pt Ippon	2 pts Ippon	3 pts Ippon	Wazaari	Shido	Chui	Result	Winner
Red	Jesper KILBAK	DEN	3	1	0	4	2	1	10	
Blue	Ivan DELLA CROCE	SRB	2	0	2	6	1	1	12	X

WINNER Ivan DELLA CROCE (SRB)	BOUT DURATION 11:39
---	-------------------------------

PTS	Win by Points
------------	---------------

Legend: pt points pts points

Timing and Results provided by **TISSOT**





Ju-Jitsu

Men's 77kg Fighting






Entry List by Event

As of THU 14 JUL 2022

Country	Bib Number	Name	Date of Birth
DEN - Denmark	4	Lucas ANDERSEN	5 SEP 1997
FRA - France	6	Percy KUNSA	1 MAY 1986
GER - Germany	1	Simon ATTENBERGER	5 SEP 1998
MEX - Mexico	3	Angel OCHOA	14 JAN 1991
NED - Netherlands	2	Boy VOGELZANG	17 SEP 1995
UZB - Uzbekistan	5	Bakhromjon MASHRAPOV	27 JUN 2000

Timing and Results provided by  TISSOT





Round Robin Summary

As of FRI 15 JUL 2022


Pool Round - Pool A

Rank	Country Code	Name	GER	MEX	UZB	Matches	Won	Points For	Points Against	Points Difference	Remark
1	GER	Simon ATTENBERGER	-	15	0	2	2	15	5	10	Q
2	MEX	Angel OCHOA	5	-	0	2	1	5	15	-10	Q
3	UZB	Bakhromjon MASHRAPOV	0	0	-	2	0	0	0	0	

Pool Round - Pool B

Rank	Country Code	Name	DEN	NED	FRA	Matches	Won	Points For	Points Against	Points Difference	Remark
1	DEN	Lucas ANDERSEN	-	14	0	2	2	14	0	14	Q
2	NED	Boy VOGELZANG	0	-	0	2	1	0	14	-14	Q
3	FRA	Percy KUNSA	0	0	-	2	0	0	0	0	

Legend:
Q Qualified

Timing and Results provided by  TISSOT





Tournament Summary

As of FRI 15 JUL 2022

Pool Round - Pool A

Rank	Country Code	Name	GER	MEX	UZB	Matches	Won	Points For	Points Against	Points Difference	Remark
1	GER	Simon ATTENBERGER	-	15	0	2	2	15	5	10	Q
2	MEX	Angel OCHOA	5	-	0	2	1	5	15	-10	Q
3	UZB	Bakhromjon MASHRAPOV	0	0	-	2	0	0	0	0	

Pool Round - Pool B

Rank	Country Code	Name	DEN	NED	FRA	Matches	Won	Points For	Points Against	Points Difference	Remark
1	DEN	Lucas ANDERSEN	-	14	0	2	2	14	0	14	Q
2	NED	Boy VOGELZANG	0	-	0	2	1	0	14	-14	Q
3	FRA	Percy KUNSA	0	0	-	2	0	0	0	0	

Semifinals

Finals

S ATTENBERGER (GER)	PTS	9	S ATTENBERGER (GER)	FUI	14
B VOGELZANG (NED)	Match 245	6		Match 65	
L ANDERSEN (DEN)	DSQ	14	L ANDERSEN (DEN)		0
A OCHOA (MEX)	Match 246	0			
			B VOGELZANG (NED)	FUI	14
			A OCHOA (MEX)	Match 59	0

MEDALLISTS

Gold	S ATTENBERGER	GER
Silver	L ANDERSEN	DEN
Bronze	B VOGELZANG	NED

Initial Name (Country)	XXX	Victory type	<table border="1"> <thead> <tr> <th colspan="2">Victory types</th> </tr> </thead> <tbody> <tr> <td>SUB</td> <td>Win by Submission</td> </tr> <tr> <td>PTS</td> <td>Win by Points</td> </tr> <tr> <td>RSC</td> <td>Win by Referee Stops Contest</td> </tr> <tr> <td>ADV</td> <td>Win by Advantages</td> </tr> <tr> <td>PNT</td> <td>Win by Penalties</td> </tr> <tr> <td>RDC</td> <td>Win by Referee Decision</td> </tr> <tr> <td>RDP</td> <td>Win by Random Pick</td> </tr> <tr> <td>INJ</td> <td>Win by Injury</td> </tr> <tr> <td>DI</td> <td>Official Doctor Intervention</td> </tr> <tr> <td>OWO</td> <td>Win by Opponent Walk Over</td> </tr> <tr> <td>DSQ</td> <td>Win by Disqualification</td> </tr> </tbody> </table>	Victory types		SUB	Win by Submission	PTS	Win by Points	RSC	Win by Referee Stops Contest	ADV	Win by Advantages	PNT	Win by Penalties	RDC	Win by Referee Decision	RDP	Win by Random Pick	INJ	Win by Injury	DI	Official Doctor Intervention	OWO	Win by Opponent Walk Over	DSQ	Win by Disqualification
Victory types																											
SUB	Win by Submission																										
PTS	Win by Points																										
RSC	Win by Referee Stops Contest																										
ADV	Win by Advantages																										
PNT	Win by Penalties																										
RDC	Win by Referee Decision																										
RDP	Win by Random Pick																										
INJ	Win by Injury																										
DI	Official Doctor Intervention																										
OWO	Win by Opponent Walk Over																										
DSQ	Win by Disqualification																										
Technical points	NN																										

Legend: DSQ Disqualified Q Qualified


Timing and Results provided by TISSOT



Medallists

As of FRI 15 JUL 2022

Medal	Name	Country
GOLD	Simon ATTENBERGER	GER - Germany
SILVER	Lucas ANDERSEN	DEN - Denmark
BRONZE	Boy VOGELZANG	NED - Netherlands

Timing and Results provided by  TISSOT





Results

As of FRI 15 JUL 2022

MATCH NUMBER 59 - TATAMI 1

Color	Name	Country Code	1 pt Ippon	2 pts Ippon	3 pts Ippon	Wazaari	Shido	Chui	Result	Winner
Red	Boy VOGELZANG	NED	0	0	0	14	0	0	14	X
Blue	Angel OCHOA	MEX	0	0	0	0	1	0	0	

Officials

Name	Function
Jose Carlos DOMINGUEZ (USA)	Mat Referee

WINNER Boy VOGELZANG (NED)	BOUT DURATION 1:56
--------------------------------------	------------------------------

FUI	Win by Full Ippon
-----	-------------------

Legend:	pt points	pts points
----------------	--------------	---------------

Timing and Results provided by **TISSOT**





Results

As of FRI 15 JUL 2022

MATCH NUMBER 65 - TATAMI 1


Color	Name	Country Code	1 pt Ippon	2 pts Ippon	3 pts Ippon	Wazaari	Shido	Chui	Result	Winner
Red	Simon ATTENBERGER	GER	0	0	0	14	0	0	14	X
Blue	Lucas ANDERSEN	DEN	0	0	0	0	1	0	0	

Officials

Name	Function
Patrik TREMEL (AUT)	Mat Referee

WINNER Simon ATTENBERGER (GER)	BOUT DURATION 4:06
FUI	Win by Full Ippon

Legend: pt points pts points

Timing and Results provided by  **TISSOT**

JJIMFIGHT77-----FNL-000100--_C73A 1.0

Report Created FRI 15 JUL 2022 18:27

Page 1 / 1





Results

As of FRI 15 JUL 2022


MATCH NUMBER 245 - TATAMI 2

Color	Name	Country Code	1 pt Ippon	2 pts Ippon	3 pts Ippon	Wazaari	Shido	Chui	Result	Winner
Red	Simon ATTENBERGER	GER	4	0	0	1	0	0	9	X
Blue	Boy VOGELZANG	NED	2	0	2	2	0	0	6	

WINNER Simon ATTENBERGER (GER)	BOUT DURATION 8:10
--	------------------------------

PTS	Win by Points
-----	---------------

Legend: pt points pts points

Timing and Results provided by  **TISSOT**





Results

As of FRI 15 JUL 2022


MATCH NUMBER 246 - TATAMI 2

Color	Name	Country Code	1 pt Ippon	2 pts Ippon	3 pts Ippon	Wazaari	Shido	Chui	Result	Winner
Red	Lucas ANDERSEN	DEN	0	0	0	14	2	1	14	X
Blue	Angel OCHOA	MEX	0	0	0	0	2	1	0	

WINNER Lucas ANDERSEN (DEN)	BOUT DURATION 3:52
---------------------------------------	------------------------------

DSQ	Win by Disqualification
-----	-------------------------

Legend: DSQ Disqualified	pt points	pts points
------------------------------------	-----------	------------

Timing and Results provided by  **TISSOT**



Results

As of FRI 15 JUL 2022

MATCH NUMBER 226 - TATAMI 2

Color	Name	Country Code	1 pt Ippon	2 pts Ippon	3 pts Ippon	Wazaari	Shido	Chui	Result	Winner
Red	Boy VOGELZANG	NED	0	0	0	0	0	0	0	
Blue	Lucas ANDERSEN	DEN	0	0	0	14	0	0	14	X

WINNER	BOUT DURATION
Lucas ANDERSEN (DEN)	2:05

FUI	Win by Full Ippon
-----	-------------------

Legend:
pt points pts points

Timing and Results provided by TISSOT



Results

As of FRI 15 JUL 2022


MATCH NUMBER 230 - TATAMI 2

Color	Name	Country Code	1 pt Ippon	2 pts Ippon	3 pts Ippon	Wazaari	Shido	Chui	Result	Winner
Red	Boy VOGELZANG	NED	0	0	0	0	0	0	0	X
Blue	Percy KUNSA	FRA	0	0	0	0	0	0	0	

WINNER Boy VOGELZANG (NED)	BOUT DURATION 0:00
--------------------------------------	------------------------------

OWO	Win by Opponent Walk Over
-----	---------------------------

Legend: DSQ Disqualified	pt points	pts points
------------------------------------	-----------	------------

Timing and Results provided by  **TISSOT**





Results

As of FRI 15 JUL 2022


MATCH NUMBER 234 - TATAMI 2

Color	Name	Country Code	1 pt Ippon	2 pts Ippon	3 pts Ippon	Wazaari	Shido	Chui	Result	Winner
Red	Lucas ANDERSEN	DEN	0	0	0	0	0	0	0	X
Blue	Percy KUNSA	FRA	0	0	0	0	0	0	0	

WINNER Lucas ANDERSEN (DEN)	BOUT DURATION 0:00
---------------------------------------	------------------------------

OWO	Win by Opponent Walk Over
-----	---------------------------

Legend: DSQ Disqualified	pt points	pts points
------------------------------------	-----------	------------

Timing and Results provided by  **TISSOT**



Results

As of FRI 15 JUL 2022


MATCH NUMBER 225 - TATAMI 2

Color	Name	Country Code	1 pt Ippon	2 pts Ippon	3 pts Ippon	Wazaari	Shido	Chui	Result	Winner
Red	Simon ATTENBERGER	GER	4	0	0	5	0	1	15	X
Blue	Angel OCHOA	MEX	1	1	1	3	0	1	5	

WINNER Simon ATTENBERGER (GER)	BOUT DURATION 35:06
--	-------------------------------

PTS	Win by Points
-----	---------------

Legend:	pt points	pts points
----------------	--------------	---------------

Timing and Results provided by  TISSOT





Results

As of FRI 15 JUL 2022


MATCH NUMBER 229 - TATAMI 2

Color	Name	Country Code	1 pt Ippon	2 pts Ippon	3 pts Ippon	Wazaari	Shido	Chui	Result	Winner
Red	Simon ATTENBERGER	GER	0	0	0	0	0	0	0	X
Blue	Bakhromjon MASHRAPOV	UZB	0	0	0	0	0	0	0	

WINNER Simon ATTENBERGER (GER)	BOUT DURATION 0:00
--	------------------------------

OWO	Win by Opponent Walk Over
-----	---------------------------

Legend: DSQ Disqualified	pt points	pts points
------------------------------------	-----------	------------

Timing and Results provided by  **TISSOT**



Results

As of FRI 15 JUL 2022


MATCH NUMBER 233 - TATAMI 2

Color	Name	Country Code	1 pt Ippon	2 pts Ippon	3 pts Ippon	Wazaari	Shido	Chui	Result	Winner
Red	Angel OCHOA	MEX	0	0	0	0	0	0	0	X
Blue	Bakhromjon MASHRAPOV	UZB	0	0	0	0	0	0	0	

WINNER Angel OCHOA (MEX)	BOUT DURATION 0:00
------------------------------------	------------------------------

OWO	Win by Opponent Walk Over
-----	---------------------------

Legend: DSQ Disqualified	pt points	pts points
------------------------------------	-----------	------------

Timing and Results provided by  **TISSOT**



Ju-Jitsu

Men's 85kg Fighting






Entry List by Event

As of THU 14 JUL 2022

Country	Bib Number	Name	Date of Birth
GER - Germany	1	Daniel ZMEEV	27 NOV 2001
MEX - Mexico	5	Balam QUITZE	24 JAN 1984
MNE - Montenegro	2	Arso MILIC	11 MAR 1997
NED - Netherlands	4	Donny DONKER	5 AUG 1994
SRB - Serbia	6	Nikola TRAJKOVIC	8 MAR 1997
TPE - Chinese Taipei	3	Chu Cheng WEI	10 MAY 1991

Timing and Results provided by  TISSOT





Round Robin Summary

As of FRI 15 JUL 2022


Pool Round - Pool A

Rank	Country Code	Name	GER	TPE	MEX	Matches	Won	Points For	Points Against	Points Difference	Remark
1	GER	Daniel ZMEEV	-	14	17	2	2	31	2	29	Q
2	TPE	Chu Cheng WEI	0	-	13	2	1	13	23	-10	Q
3	MEX	Balam QUITZE	2	9	-	2	0	11	30	-19	

Pool Round - Pool B

Rank	Country Code	Name	SRB	NED	MNE	Matches	Won	Points For	Points Against	Points Difference	Remark
1	SRB	Nikola TRAJKOVIC	-	11	8	2	2	19	7	12	Q
2	NED	Donny DONKER	4	-	13	2	1	17	18	-1	Q
3	MNE	Arso MILIC	3	7	-	2	0	10	21	-11	

Legend:
Q Qualified

Timing and Results provided by 





Tournament Summary

As of FRI 15 JUL 2022

Pool Round - Pool A

Rank	Country Code	Name	GER	TPE	MEX	Matches	Won	Points For	Points Against	Points Difference	Remark
1	GER	Daniel ZMEEV	-	14	17	2	2	31	2	29	Q
2	TPE	Chu Cheng WEI	0	-	13	2	1	13	23	-10	Q
3	MEX	Balam QUITZE	2	9	-	2	0	11	30	-19	

Pool Round - Pool B

Rank	Country Code	Name	SRB	NED	MNE	Matches	Won	Points For	Points Against	Points Difference	Remark
1	SRB	Nikola TRAJKOVIC	-	11	8	2	2	19	7	12	Q
2	NED	Donny DONKER	4	-	13	2	1	17	18	-1	Q
3	MNE	Arso MILIC	3	7	-	2	0	10	21	-11	

Semifinals

Finals

D ZMEEV (GER)	9	Match 247	D DONKER (NED)	9
D DONKER (NED)	11	PTS		
N TRAJKOVIC (SRB)	14	PTS	N TRAJKOVIC (SRB)	14
CC WEI (TPE)	7	Match 248		
			D ZMEEV (GER)	9
			Match 60	D ZMEEV (GER)
			CC WEI (TPE)	6

MEDALLISTS

Gold	N TRAJKOVIC	SRB
Silver	D DONKER	NED
Bronze	D ZMEEV	GER

Initial Name (Country)	XXX	Victory type	
	NN		
Technical points			

Victory types	
SUB Win by Submission	RDC Win by Referee Decision
PTS Win by Points	RDP Win by Random Pick
RSC Win by Referee Stops Contest	INJ Win by Injury
ADV Win by Advantages	DIW Official Doctor Intervention
PNT Win by Penalties	OWO Win by Opponent Walk Over
	DSQ Win by Disqualification

Legend:
Q Qualified


Timing and Results provided by TISSOT



Medallists

As of FRI 15 JUL 2022

Medal	Name	Country
GOLD	Nikola TRAJKOVIC	SRB - Serbia
SILVER	Donny DONKER	NED - Netherlands
BRONZE	Daniel ZMEEV	GER - Germany

Timing and Results provided by  **TISSOT**





Results

As of FRI 15 JUL 2022

MATCH NUMBER 60 - TATAMI 1

Color	Name	Country Code	1 pt Ippon	2 pts Ippon	3 pts Ippon	Wazaari	Shido	Chui	Result	Winner
Red	Daniel ZMEEV	GER	3	0	0	3	0	0	9	X
Blue	Chu Cheng WEI	TPE	1	0	1	4	0	0	6	

Officials

Name	Function
Damien Francois GUILLAUME LENOIR (FRA)	Mat Referee

WINNER Daniel ZMEEV (GER)	BOUT DURATION 6:27
-------------------------------------	------------------------------

PTS	Win by Points
-----	---------------

Legend: pt points pts points

Timing and Results provided by **TISSOT**



Results

As of FRI 15 JUL 2022

MATCH NUMBER 66 - TATAMI 1

Color	Name	Country Code	1 pt Ippon	2 pts Ippon	3 pts Ippon	Wazaari	Shido	Chui	Result	Winner
Red	Donny DONKER	NED	2	1	0	5	4	1	9	
Blue	Nikola TRAJKOVIC	SRB	2	0	2	8	2	0	14	X


Officials

Name	Function
Leonid RUBTSOV (UKR)	Mat Referee

WINNER	BOUT DURATION
Nikola TRAJKOVIC (SRB)	7:45

PTS	Win by Points
-----	---------------

Legend:
pt points pts points

Timing and Results provided by 



Results

As of FRI 15 JUL 2022


MATCH NUMBER 247 - TATAMI 2

Color	Name	Country Code	1 pt Ippon	2 pts Ippon	3 pts Ippon	Wazaari	Shido	Chui	Result	Winner
Red	Daniel ZMEEV	GER	4	0	0	1	0	1	9	
Blue	Donny DONKER	NED	2	0	2	7	1	0	11	X

WINNER Donny DONKER (NED)	BOUT DURATION 6:17
-------------------------------------	------------------------------

PTS	Win by Points
------------	---------------

Legend: pt points pts points

Timing and Results provided by  **TISSOT**





Results

As of FRI 15 JUL 2022

MATCH NUMBER 248 - TATAMI 2

Color	Name	Country Code	1 pt Ippon	2 pts Ippon	3 pts Ippon	Wazaari	Shido	Chui	Result	Winner
Red	Nikola TRAJKOVIC	SRB	6	0	0	2	2	0	14	X
Blue	Chu Cheng WEI	TPE	1	0	1	2	1	0	7	

WINNER Nikola TRAJKOVIC (SRB)	BOUT DURATION 7:11
---	------------------------------

PTS	Win by Points
-----	---------------

Legend:	pt points	pts points
----------------	-----------	------------

Timing and Results provided by **TISSOT**





Results

As of FRI 15 JUL 2022

MATCH NUMBER 228 - TATAMI 2

Color	Name	Country Code	1 pt Ippon	2 pts Ippon	3 pts Ippon	Wazaari	Shido	Chui	Result	Winner
Red	Arso MILIC	MNE	1	0	0	5	1	0	7	
Blue	Donny DONKER	NED	6	0	6	1	1	0	13	X

WINNER	BOUT DURATION
Donny DONKER (NED)	6:37

PTS	Win by Points
-----	---------------

Legend:
pt points
pts points

Timing and Results provided by **TISSOT**





Results

As of FRI 15 JUL 2022

MATCH NUMBER 232 - TATAMI 2

Color	Name	Country Code	1 pt Ippon	2 pts Ippon	3 pts Ippon	Wazaari	Shido	Chui	Result	Winner
Red	Arso MILIC	MNE	1	0	0	1	2	0	3	
Blue	Nikola TRAJKOVIC	SRB	2	0	2	4	1	0	8	X

WINNER Nikola TRAJKOVIC (SRB)	BOUT DURATION 6:44
---	------------------------------

PTS	Win by Points
-----	---------------

Legend: pt points	pts points
-----------------------------	------------

Timing and Results provided by **TISSOT**



Results

As of FRI 15 JUL 2022


MATCH NUMBER 236 - TATAMI 2

Color	Name	Country Code	1 pt Ippon	2 pts Ippon	3 pts Ippon	Wazaari	Shido	Chui	Result	Winner
Red	Donny DONKER	NED	1	2	0	2	1	0	4	
Blue	Nikola TRAJKOVIC	SRB	3	0	3	1	2	0	11	X

WINNER Nikola TRAJKOVIC (SRB)	BOUT DURATION 8:27
---	------------------------------

PTS	Win by Points
-----	---------------

Legend: pt points pts points

Timing and Results provided by  **TISSOT**





Results

As of FRI 15 JUL 2022


MATCH NUMBER 231 - TATAMI 2

Color	Name	Country Code	1 pt Ippon	2 pts Ippon	3 pts Ippon	Wazaari	Shido	Chui	Result	Winner
Red	Daniel ZMEEV	GER	4	0	0	5	1	0	17	X
Blue	Balam QUITZE	MEX	0	2	0	2	1	0	2	

WINNER Daniel ZMEEV (GER)	BOUT DURATION 6:35
-------------------------------------	------------------------------

PTS	Win by Points
-----	---------------

Legend: pt points pts points
--

Timing and Results provided by  **TISSOT**



Ju-Jitsu

Men's 69kg Ne-Waza






Entry List by Event

As of THU 14 JUL 2022

Country	Bib Number	Name	Date of Birth
BEL - Belgium	2	Florian BAYILI	19 MAR 1996
FRA - France	6	Valentin BLUMENTAL	13 APR 1995
ISR - Israel	1	Viki DABUSH	14 SEP 1996
PAN - Panama	4	Adrian MILORD	7 MAY 1997
UAE - United Arab Emirates	5	Mohamed ALSUWAIDI	3 NOV 2001
USA - United States of America	3	Carlos VELASQUEZ	8 DEC 1998

Timing and Results provided by  TISSOT





Round Robin Summary

As of FRI 15 JUL 2022


Pool Round - Pool A

Rank	Country Code	Name	UAE	ISR	USA	Matches	Won	Points For	Points Against	Points Difference	Remark
1	UAE	Mohamed ALSUWAIDI	-	2	14	2	2	16	2	14	Q
2	ISR	Viki DABUSH	2	-	14	2	1	16	2	14	Q
3	USA	Carlos VELASQUEZ	0	0	-	2	0	0	28	-28	

Pool Round - Pool B

Rank	Country Code	Name	BEL	FRA	PAN	Matches	Won	Points For	Points Against	Points Difference	Remark
1	BEL	Florian BAYILI	-	6	14	2	2	20	2	18	Q
2	FRA	Valentin BLUMENTAL	2	-	0	2	1	2	6	-4	Q
3	PAN	Adrian MILORD	0	0	-	2	0	0	14	-14	

Legend:
Q Qualified

Timing and Results provided by  TISSOT



Tournament Summary

As of FRI 15 JUL 2022

Pool Round - Pool A

Rank	Country Code	Name	UAE	ISR	USA	Matches	Won	Points For	Points Against	Points Difference	Remark
1	UAE	Mohamed ALSUWAIDI	-	2	14	2	2	16	2	14	Q
2	ISR	Viki DABUSH	2	-	14	2	1	16	2	14	Q
3	USA	Carlos VELASQUEZ	0	0	-	2	0	0	28	-28	

Pool Round - Pool B

Rank	Country Code	Name	BEL	FRA	PAN	Matches	Won	Points For	Points Against	Points Difference	Remark
1	BEL	Florian BAYILI	-	6	14	2	2	20	2	18	Q
2	FRA	Valentin BLUMENTAL	2	-	0	2	1	2	6	-4	Q
3	PAN	Adrian MILORD	0	0	-	2	0	0	14	-14	

Semifinals

Finals

M ALSUWAIDI (UAE)	SUB	14
V BLUMENTAL (FRA)	Match 41	0
F BAYILI (BEL)	SUB	14
V DABUSH (ISR)	Match 42	0

M ALSUWAIDI (UAE)	0
F BAYILI (BEL)	Match 67
F BAYILI (BEL)	ADV
V DABUSH (ISR)	0
V BLUMENTAL (FRA)	0
V DABUSH (ISR)	Match 52
	PTS
	4

MEDALLISTS		
Gold	F BAYILI	BEL
Silver	M ALSUWAIDI	UAE
Bronze	V DABUSH	ISR

Initial Name (Country)	XXX	Victory type	
	NN		
Technical points			

Victory types	
SUB Win by Submission	RDC Win by Referee Decision
PTS Win by Points	RDP Win by Random Pick
RSC Win by Referee Stops Contest	INJ Win by Injury
ADV Win by Advantages	DIW Official Doctor Intervention
PNT Win by Penalties	OWO Win by Opponent Walk Over
	DSQ Win by Disqualification

Timing and Results provided by TISSOT






Medallists

As of FRI 15 JUL 2022

Medal	Name	Country
GOLD	Florian BAYILI	BEL - Belgium
SILVER	Mohamed ALSUWAIDI	UAE - United Arab Emirates
BRONZE	Viki DABUSH	ISR - Israel

Timing and Results provided by  TISSOT





Results

As of FRI 15 JUL 2022

MATCH NUMBER 52 - Tatami 1


Color	Name	Countr Code	Advantage	Penalty	Points				Winner
					2	3	4	Total	
Red	Valentin BLUMENTAL	FRA	0	1	0	0	0	0	
Blue	Viki DABUSH	ISR	0	1	2	0	0	4	X

Officials

Name	Function
Obaid Kamis Ali SAEED ALKAABI (UAE)	Mat Referee

WINNER Viki DABUSH (ISR)	BOUT DURATION 7:11
------------------------------------	------------------------------

PTS	Win by Points
-----	---------------

Timing and Results provided by  TISSOT





Results

As of FRI 15 JUL 2022

MATCH NUMBER 67 - Tatami 1


Color	Name	Countr Code	Advantage	Penalty	Points				Winner
					2	3	4	Total	
Red	Mohamed ALSUWAIDI	UAE	0	0	0	0	0	0	
Blue	Florian BAYILI	BEL	1	0	0	0	0	0	X

Officials

Name	Function
Aslan OSPANOV (KAZ)	Mat Referee

WINNER Florian BAYILI (BEL)	BOUT DURATION 9:03
---------------------------------------	------------------------------

ADV	Win by Advantages
-----	-------------------

Timing and Results provided by  TISSOT





Results


As of FRI 15 JUL 2022

MATCH NUMBER 41 - Tatami 1

Color	Name	Countr Code	Advantage	Penalty	Points				Winner
					2	3	4	Total	
Red	Mohamed ALSUWAIDI	UAE	3	3	2	0	0	14	X
Blue	Valentin BLUMENTAL	FRA	1	3	1	0	0	0	

WINNER Mohamed ALSUWAIDI (UAE)	BOUT DURATION 8:14
--	------------------------------

SUB	Win by Submission
-----	-------------------

Timing and Results provided by  TISSOT





Results


As of FRI 15 JUL 2022

MATCH NUMBER 42 - Tatami 1

Color	Name	Countr Code	Advantage	Penalty	Points				Winner
					2	3	4	Total	
Red	Florian BAYILI	BEL	1	0	0	0	0	14	X
Blue	Viki DABUSH	ISR	0	0	0	0	0	0	

WINNER Florian BAYILI (BEL)	BOUT DURATION 4:26
---------------------------------------	------------------------------

SUB	Win by Submission
-----	-------------------

Timing and Results provided by 





Results

As of FRI 15 JUL 2022

MATCH NUMBER 2 - Tatami 1

Color	Name	Countr Code	Advantage	Penalty	Points				Winner
					2	3	4	Total	
Red	Florian BAYILI	BEL	3	0	1	0	0	14	X
Blue	Adrian MILORD	PAN	0	0	0	0	0	0	

WINNER Florian BAYILI (BEL)	BOUT DURATION 3:24
---------------------------------------	------------------------------

SUB	Win by Submission
-----	-------------------





Results


As of FRI 15 JUL 2022

MATCH NUMBER 6 - Tatami 1

Color	Name	Countr Code	Advantage	Penalty	Points			Total	Winner
					2	3	4		
Red	Florian BAYILI	BEL	2	1	3	0	0	6	X
Blue	Valentin BLUMENTAL	FRA	0	1	1	0	0	2	

WINNER Florian BAYILI (BEL)	BOUT DURATION 7:45
---------------------------------------	------------------------------

PTS	Win by Points
-----	---------------

Timing and Results provided by  TISSOT





Results


As of FRI 15 JUL 2022

MATCH NUMBER 10 - Tatami 1

Color	Name	Countr Code	Advantage	Penalty	Points				Winner
					2	3	4	Total	
Red	Adrian MILORD	PAN	0	1	0	0	0	0	
Blue	Valentin BLUMENTAL	FRA	3	1	0	0	0	0	X

WINNER Valentin BLUMENTAL (FRA)	BOUT DURATION 6:55
---	------------------------------

ADV	Win by Advantages
-----	-------------------

Timing and Results provided by 





Results


As of FRI 15 JUL 2022

MATCH NUMBER 1 - Tatami 1

Color	Name	Countr Code	Advantage	Penalty	Points				Winner
					2	3	4	Total	
Red	Viki DABUSH	ISR	5	0	0	0	0	14	X
Blue	Carlos VELASQUEZ	USA	0	0	0	0	0	0	

WINNER Viki DABUSH (ISR)	BOUT DURATION 1:53
------------------------------------	------------------------------

SUB	Win by Submission
-----	-------------------

Timing and Results provided by  TISSOT





Results


As of FRI 15 JUL 2022

MATCH NUMBER 5 - Tatami 1

Color	Name	Countr Code	Advantage	Penalty	Points				Winner
					2	3	4	Total	
Red	Viki DABUSH	ISR	0	0	1	0	0	2	
Blue	Mohamed ALSUWAIDI	UAE	2	0	1	0	0	2	X

WINNER Mohamed ALSUWAIDI (UAE)	BOUT DURATION 8:59
--	------------------------------

ADV	Win by Advantages
-----	-------------------

Timing and Results provided by  TISSOT





Results

As of FRI 15 JUL 2022

MATCH NUMBER 9 - Tatami 1

Color	Name	Countr Code	Advantage	Penalty	Points				Winner
					2	3	4	Total	
Red	Carlos VELASQUEZ	USA	0	0	0	0	0	0	
Blue	Mohamed ALSUWAIDI	UAE	2	0	0	0	0	14	X

WINNER Mohamed ALSUWAIDI (UAE)	BOUT DURATION 2:23
--	------------------------------

SUB	Win by Submission
-----	-------------------





Ju-Jitsu

Men's 77kg Ne-Waza






Entry List by Event

As of THU 14 JUL 2022

Country	Bib Number	Name	Date of Birth
BRN - Bahrain	1	Ali MUNFAREDI	30 OCT 1993
CAN - Canada	3	Michael SHEEHAN	6 APR 1996
ISR - Israel	6	Nimrod RYEDER	20 FEB 1998
POL - Poland	2	Robert HENEK	29 JUL 1990
UAE - United Arab Emirates	5	Mohamed ALAMRO	21 JUN 1994
USA - United States of America	4	Kim EDMUND	21 FEB 1991

Timing and Results provided by  TISSOT





Round Robin Summary

As of FRI 15 JUL 2022


Pool Round - Pool A

Rank	Country Code	Name	CAN	BRN	UAE	Matches	Won	Points For	Points Against	Points Difference	Remark
1	CAN	Michael SHEEHAN	-	2	14	2	1	16	2	14	Q
2	BRN	Ali MUNFAREDI	2	-	0	2	1	2	2	0	Q
3	UAE	Mohamed ALAMRI	0	0	-	2	1	0	14	-14	

Pool Round - Pool B

Rank	Country Code	Name	USA	ISR	POL	Matches	Won	Points For	Points Against	Points Difference	Remark
1	USA	Kim EDMUND	-	14	0	2	1	14	0	14	Q
2	ISR	Nimrod RYEDER	0	-	5	2	1	5	14	-9	Q
3	POL	Robert HENEK	0	0	-	2	1	0	5	-5	

Legend:
Q Qualified

Timing and Results provided by 





Tournament Summary

As of FRI 15 JUL 2022

Pool Round - Pool A

Rank	Country Code	Name	CAN	BRN	UAE	Matches	Won	Points For	Points Against	Points Difference	Remark
1	CAN	Michael SHEEHAN	-	2	14	2	1	16	2	14	Q
2	BRN	Ali MUNFAREDI	2	-	0	2	1	2	2	0	Q
3	UAE	Mohamed ALAMRI	0	0	-	2	1	0	14	-14	

Pool Round - Pool B

Rank	Country Code	Name	USA	ISR	POL	Matches	Won	Points For	Points Against	Points Difference	Remark
1	USA	Kim EDMUND	-	14	0	2	1	14	0	14	Q
2	ISR	Nimrod RYEDER	0	-	5	2	1	5	14	-9	Q
3	POL	Robert HENEK	0	0	-	2	1	0	5	-5	

Semifinals

Finals

M SHEEHAN (CAN)

0	Match 43	
	SUB	
14		

N RYEDER (ISR)

K EDMUND (USA)

0	Match 44	
	SUB	
14		

A MUNFAREDI (BRN)

N RYEDER (ISR) PTS 3

Match 68

A MUNFAREDI (BRN) 0

M SHEEHAN (CAN) SUB 14

Match 53

K EDMUND (USA) 0


MEDALLISTS		
Gold	N RYEDER	ISR
Silver	A MUNFAREDI	BRN
Bronze	M SHEEHAN	CAN

N RYEDER (ISR)

M SHEEHAN (CAN)

Initial Name (Country)	XXX	Victory type	
	NN		
Technical points			

Victory types	
SUB Win by Submission	RDC Win by Referee Decision
PTS Win by Points	RDP Win by Random Pick
RSC Win by Referee Stops Contest	INJ Win by Injury
ADV Win by Advantages	DIW Official Doctor Intervention
PNT Win by Penalties	OIVO Win by Opponent Walk Over
	DSQ Win by Disqualification


Timing and Results provided by 



Medallists

As of FRI 15 JUL 2022

Medal	Name	Country
GOLD	Nimrod RYEDER	ISR - Israel
SILVER	Ali MUNFARED	BRN - Bahrain
BRONZE	Michael SHEEHAN	CAN - Canada

Timing and Results provided by 





Results

As of FRI 15 JUL 2022

MATCH NUMBER 53 - Tatami 1


Color	Name	Countr Code	Advantage	Penalty	Points			Total	Winner
					2	3	4		
Red	Michael SHEEHAN	CAN	0	0	0	0	14	X	
Blue	Kim EDMUND	USA	0	0	0	0	0		

Officials

Name	Function
ODSUREN Bold-Erdene (MGL)	Mat Referee

WINNER Michael SHEEHAN (CAN)	BOUT DURATION 1:13
--	------------------------------

SUB	Win by Submission
-----	-------------------

Timing and Results provided by 





Results

As of FRI 15 JUL 2022

MATCH NUMBER 68 - Tatami 1


Color	Name	Countr Code	Advantage	Penalty	Points				Winner
					2	3	4	Total	
Red	Nimrod RYEDER	ISR	0	1	0	1	0	3	X
Blue	Ali MUNFARED I	BRN	1	0	0	0	0	0	

Officials

Name	Function
Obaid Kamis Ali SAEED ALKAABI (UAE)	Mat Referee

WINNER Nimrod RYEDER (ISR)	BOUT DURATION 7:55
--------------------------------------	------------------------------

PTS	Win by Points
-----	---------------

Timing and Results provided by  TISSOT





Results

As of FRI 15 JUL 2022

MATCH NUMBER 43 - Tatami 1

Color	Name	Countr Code	Advantage	Penalty	Points				Winner
					2	3	4	Total	
Red	Michael SHEEHAN	CAN	0	0	0	0	0	0	
Blue	Nimrod RYEDER	ISR	0	0	0	0	0	14	X

WINNER Nimrod RYEDER (ISR)	BOUT DURATION 4:52
--------------------------------------	------------------------------

SUB	Win by Submission
-----	-------------------





Results

As of FRI 15 JUL 2022

MATCH NUMBER 44 - Tatami 1

Color	Name	Countr Code	Advantage	Penalty	Points				Winner
					2	3	4	Total	
Red	Kim EDMUND	USA	0	0	0	0	0	0	
Blue	Ali MUNFAREDI	BRN	0	0	0	0	0	14	X

WINNER Ali MUNFAREDI (BRN)	BOUT DURATION 1:51
--------------------------------------	------------------------------

SUB	Win by Submission
-----	-------------------





Results


As of FRI 15 JUL 2022

MATCH NUMBER 4 - Tatami 1

Color	Name	Countr Code	Advantage	Penalty	Points				Winner
					2	3	4	Total	
Red	Robert HENEK	POL	2	0	0	0	0	0	X
Blue	Kim EDMUND	USA	2	0	0	0	0	0	

WINNER Robert HENEK (POL)	BOUT DURATION 6:35
-------------------------------------	------------------------------

RDC	Win by Referee Decision
-----	-------------------------

Timing and Results provided by  TISSOT





Results

As of FRI 15 JUL 2022

MATCH NUMBER 8 - Tatami 1

Color	Name	Countr Code	Advantage	Penalty	Points				Winner
					2	3	4	Total	
Red	Robert HENEK	POL	0	0	0	0	0	0	
Blue	Nimrod RYEDER	ISR	1	0	1	1	0	5	X

WINNER Nimrod RYEDER (ISR)	BOUT DURATION 6:55
--------------------------------------	------------------------------

PTS	Win by Points
-----	---------------





Results

As of FRI 15 JUL 2022

MATCH NUMBER 12 - Tatami 1

Color	Name	Countr Code	Advantage	Penalty	Points				Winner
					2	3	4	Total	
Red	Kim EDMUND	USA	2	0	0	0	0	14	X
Blue	Nimrod RYEDER	ISR	1	0	0	0	0	0	

WINNER Kim EDMUND (USA)	BOUT DURATION 6:08
-----------------------------------	------------------------------

SUB	Win by Submission
-----	-------------------





Results


As of FRI 15 JUL 2022

MATCH NUMBER 3 - Tatami 1

Color	Name	Countr Code	Advantage	Penalty	Points				Winner
					2	3	4	Total	
Red	Ali MUNFAREDI	BRN	1	0	1	0	0	2	X
Blue	Michael SHEEHAN	CAN	0	0	1	0	0	2	

WINNER Ali MUNFAREDI (BRN)	BOUT DURATION 6:41
--------------------------------------	------------------------------

ADV	Win by Advantages
-----	-------------------

Timing and Results provided by  TISSOT





Results


As of FRI 15 JUL 2022

MATCH NUMBER 7 - Tatami 1

Color	Name	Countr Code	Advantage	Penalty	Points				Winner
					2	3	4	Total	
Red	Ali MUNFAREDİ	BRN	1	0	0	0	0	0	
Blue	Mohamed ALAMRO	UAE	3	0	0	0	0	0	X

WINNER Mohamed ALAMRO (UAE)	BOUT DURATION 7:25
---------------------------------------	------------------------------

ADV	Win by Advantages
-----	-------------------

Timing and Results provided by  TISSOT



BIRMINGHAM

Greater Birmingham Convention & Visitors Bureau



REGIONS



Protective



BlueCross BlueShield of Alabama





Results


As of FRI 15 JUL 2022

MATCH NUMBER 11 - Tatami 1

Color	Name	Countr Code	Advantage	Penalty	Points			Total	Winner
					2	3	4		
Red	Michael SHEEHAN	CAN	2	0	0	0	0	14	X
Blue	Mohamed ALAMRO	UAE	0	0	0	0	0	0	

WINNER Michael SHEEHAN (CAN)	BOUT DURATION 3:51
--	------------------------------

SUB	Win by Submission
-----	-------------------

Timing and Results provided by  TISSOT





Ju-Jitsu

Men's 85kg Ne-Waza






Entry List by Event

As of THU 14 JUL 2022

Country	Name	Date of Birth
COL - Colombia	Kevin CUERVO VIEIRA	9 MAR 1991
ISR - Israel	Saar SHEMESH	24 FEB 1996
JOR - Jordan	Bader AL-KUZAI	15 APR 1995
KGZ - Kyrgyzstan	Abdurahmanhaji MURTAZALIEV	30 JUL 1994
POL - Poland	Maciej KOZAK	11 FEB 1988
UAE - United Arab Emirates	Faisal ALKETBI	5 OCT 1987
USA - United States of America	Elioenai de Abreu CAMPOS	18 MAY 1985

Timing and Results provided by  TISSOT

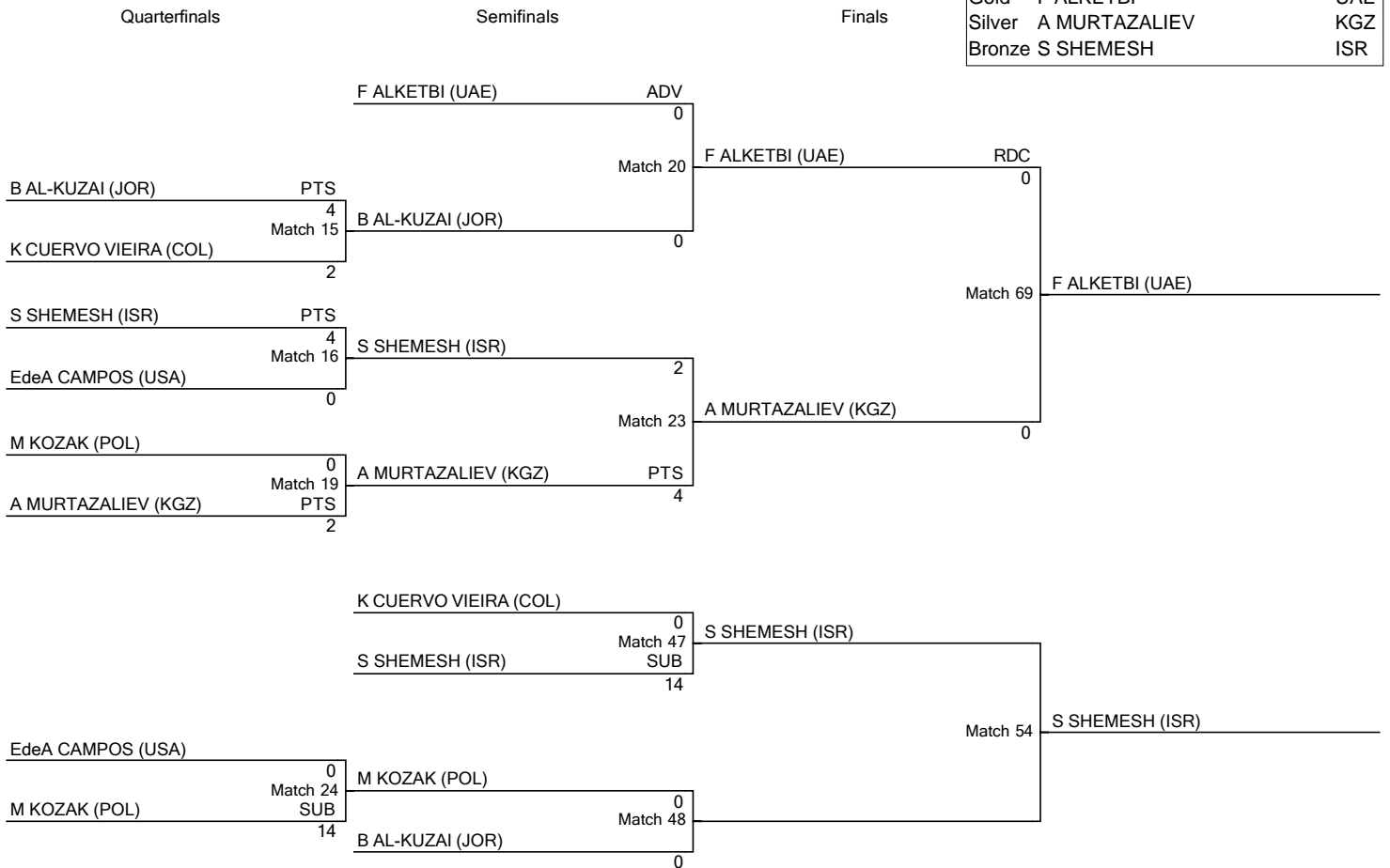




Competition Sheet

As of FRI 15 JUL 2022

MEDALLISTS		
Gold	F ALKETBI	UAE
Silver	A MURTAZALIEV	KGZ
Bronze	S SHEMESH	ISR



Initial Name (Country)	XXX	Victory type	
	NN		
Technical points			

Victory types	
SUB Win by Submission	RDC Win by Referee Decision
PTS Win by Points	INJ Win by Injury
ADV Win by Advantages	OWO Win by Opponent Walk Over
DSQ Win by Disqualification	


Timing and Results provided by TISSOT



Medallists

As of FRI 15 JUL 2022

Medal	Name	Country
GOLD	Faisal ALKETBI	UAE - United Arab Emirates
SILVER	Abdurahmanhaji MURTAZALIEV	KGZ - Kyrgyzstan
BRONZE	Saar SHEMESH	ISR - Israel

Timing and Results provided by  TISSOT





Results

As of FRI 15 JUL 2022


MATCH NUMBER 54 - Tatami 1

Color	Name	Countr Code	Advantage	Penalty	Points				Winner
					2	3	4	Total	

Red	Saar SHEMESH	ISR							X
-----	--------------	-----	--	--	--	--	--	--	---

WINNER	BOUT DURATION
Saar SHEMESH (ISR)	

Win by Opponent Walk Over

Timing and Results provided by  TISSOT





Results

As of FRI 15 JUL 2022

MATCH NUMBER 69 - Tatami 1


Color	Name	Countr Code	Advantage	Penalty	Points				Winner
					2	3	4	Total	
Red	Faisal ALKETBI	UAE	0	1	0	0	0	0	X
Blue	Abdurahmanhaji MURTAZALIEV	KGZ	0	1	0	0	0	0	

Officials

Name	Function
Aslan OSPANOV (KAZ)	Mat Referee

WINNER Faisal ALKETBI (UAE)	BOUT DURATION 7:45
---------------------------------------	------------------------------

RDC	Win by Referee Decision
-----	-------------------------

Timing and Results provided by  TISSOT





Results


As of FRI 15 JUL 2022

MATCH NUMBER 47 - Tatami 1

Color	Name	Countr Code	Advantage	Penalty	Points				Winner
					2	3	4	Total	
Red	Kevin CUERVO VIEIRA	COL	0	0	1	0	0	0	
Blue	Saar SHEMESH	ISR	0	0	0	0	0	14	X

WINNER Saar SHEMESH (ISR)	BOUT DURATION 2:29
-------------------------------------	------------------------------

SUB	Win by Submission
-----	-------------------

Timing and Results provided by 






Results

As of FRI 15 JUL 2022

MATCH NUMBER 48 - Tatami 1

Color	Name	Countr Code	Advantage	Penalty	Points				Winner
					2	3	4	Total	
Red	Maciej KOZAK	POL	0	0	0	0	0	0	
Blue	Bader AL-KUZAI	JOR	0	0	0	0	0	0	

WINNER	BOUT DURATION
---------------	----------------------

Timing and Results provided by  TISSOT





Results


As of FRI 15 JUL 2022

MATCH NUMBER 20 - Tatami 1

Color	Name	Countr Code	Advantage	Penalty	Points				Winner
					2	3	4	Total	
Red	Faisal ALKETBI	UAE	2	2	0	0	0	0	X
Blue	Bader AL-KUZAI	JOR	1	2	0	0	0	0	

WINNER Faisal ALKETBI (UAE)	BOUT DURATION 11:16
---------------------------------------	-------------------------------

ADV	Win by Advantages
-----	-------------------

Timing and Results provided by 





Results


As of FRI 15 JUL 2022

MATCH NUMBER 23 - Tatami 1

Color	Name	Countr Code	Advantage	Penalty	Points			Total	Winner
					2	3	4		
Red	Saar SHEMESH	ISR	1	1	1	0	0	2	
Blue	Abdurahmanhaji MURTAZALIEV	KGZ	0	0	2	0	0	4	X

WINNER Abdurahmanhaji MURTAZALIEV (KGZ)	BOUT DURATION 12:09
---	-------------------------------

PTS	Win by Points
-----	---------------

Timing and Results provided by 





Results


As of FRI 15 JUL 2022

MATCH NUMBER 24 - Tatami 1

Color	Name	Countr Code	Advantage	Penalty	Points				Winner
					2	3	4	Total	
Red	Elioenai de Abreu CAMPOS	USA	0	0	0	0	0	0	
Blue	Maciej KOZAK	POL	0	0	1	0	2	14	X

WINNER Maciej KOZAK (POL)	BOUT DURATION 4:55
-------------------------------------	------------------------------

SUB	Win by Submission
-----	-------------------

Timing and Results provided by  TISSOT





Results


As of FRI 15 JUL 2022

MATCH NUMBER 15 - Tatami 1

Color	Name	Countr Code	Advantage	Penalty	Points			Total	Winner
					2	3	4		
Red	Bader AL-KUZAI	JOR	2	0	2	0	0	4	X
Blue	Kevin CUERVO VIEIRA	COL	2	0	1	0	0	2	

WINNER Bader AL-KUZAI (JOR)	BOUT DURATION 8:05
---------------------------------------	------------------------------

PTS	Win by Points
-----	---------------

Timing and Results provided by  **TISSOT**





Results


As of FRI 15 JUL 2022

MATCH NUMBER 16 - Tatami 1

Color	Name	Countr Code	Advantage	Penalty	Points			Total	Winner
					2	3	4		
Red	Saar SHEMESH	ISR	1	0	2	0	0	4	X
Blue	Elioenai de Abreu CAMPOS	USA	0	0	0	0	0	0	

WINNER Saar SHEMESH (ISR)	BOUT DURATION 8:53
-------------------------------------	------------------------------

PTS	Win by Points
-----	---------------

Timing and Results provided by 





Results


As of FRI 15 JUL 2022

MATCH NUMBER 19 - Tatami 1

Color	Name	Countr Code	Advantage	Penalty	Points				Winner
					2	3	4	Total	
Red	Maciej KOZAK	POL	3	1	0	0	0	0	
Blue	Abdurahmanhaji MURTAZALIEV	KGZ	2	0	1	0	0	2	X

WINNER Abdurahmanhaji MURTAZALIEV (KGZ)	BOUT DURATION 8:01
---	------------------------------

PTS	Win by Points
-----	---------------

Timing and Results provided by  TISSOT





Ju-Jitsu

Men's Open Ne-Waza






Entry List by Event

As of FRI 15 JUL 2022

Country	Name	Date of Birth
COL - Colombia	Kevin CUERVO VIEIRA	9 MAR 1991
ISR - Israel	Viki DABUSH Nimrod RYEDER Saar SHEMESH	14 SEP 1996 20 FEB 1998 24 FEB 1996
MAR - Morocco	Seif Eddine HOUMINE	24 JUN 1988
POL - Poland	Robert HENEK Maciej KOZAK	29 JUL 1990 11 FEB 1988
UAE - United Arab Emirates	Mohamed ALAMRI Faisal ALKETBI Mohamed ALSUWAIDI	21 JUN 1994 5 OCT 1987 3 NOV 2001
USA - United States of America	Elioenai de Abreu CAMPOS	18 MAY 1985

Timing and Results provided by  TISSOT



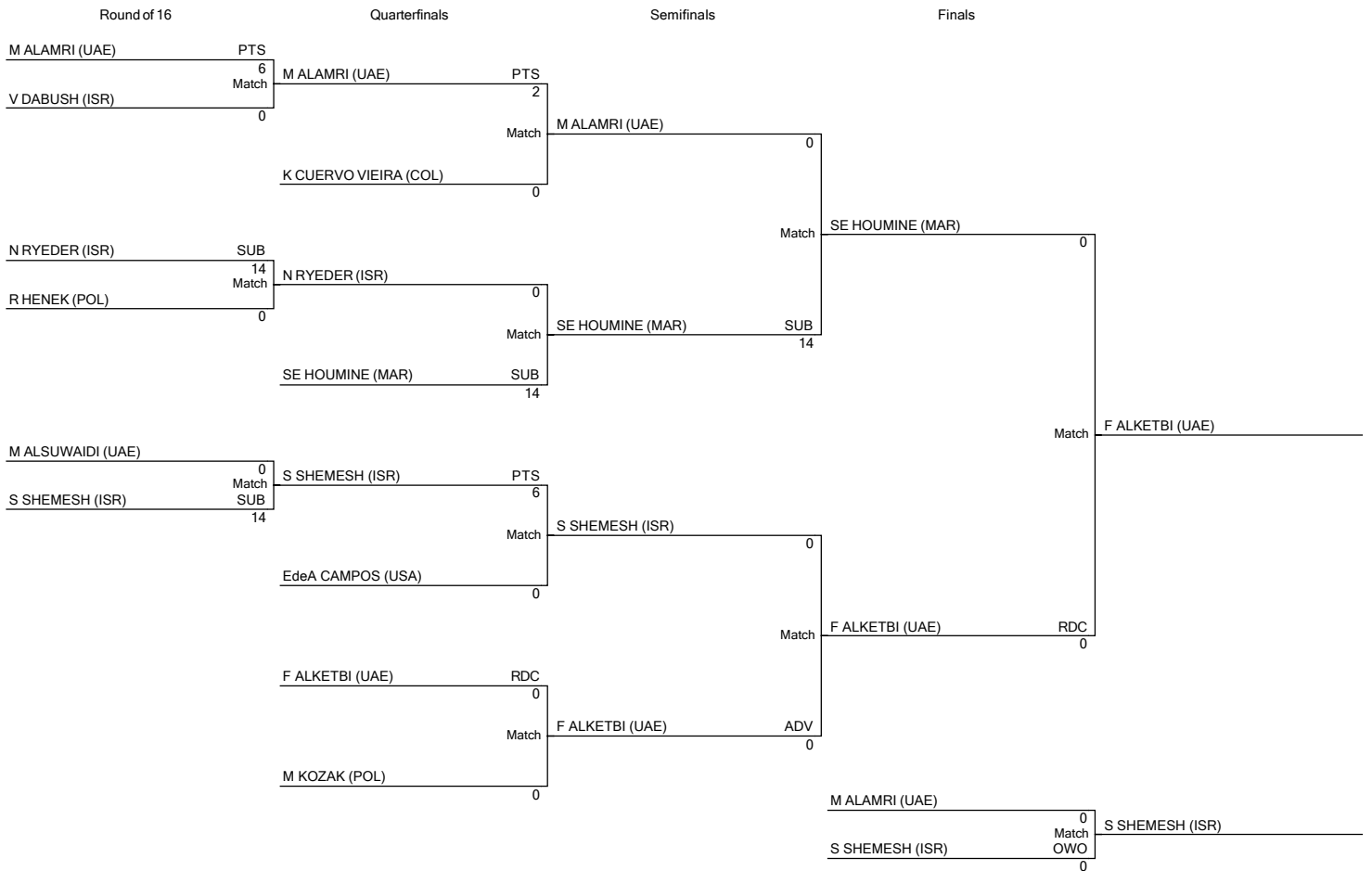



Brackets

As of SAT 16 JUL 2022

MEDALLISTS

Gold	F ALKETBI	UAE
Silver	SE HOUMINE	MAR
Bronze	S SHEMESH	ISR



Timing and Results provided by  TISSOT



Greater Birmingham Convention & Visitors Bureau



REGIONS



Protective



BlueCross BlueShield of Alabama






Medallists

As of SAT 16 JUL 2022

Medal	Name	Country
GOLD	Faisal ALKETBI	UAE - United Arab Emirates
SILVER	Seif Eddine HOUMINE	MAR - Morocco
BRONZE	Saar SHEMESH	ISR - Israel

Timing and Results provided by  TISSOT





Results

As of SAT 16 JUL 2022

MATCH NUMBER 91 - Tatami 1

Color	Name	Countr Code	Advantage	Penalty	Points				Winner
					2	3	4	Total	
Red	Mohamed ALAMRI	UAE	0	0	0	0	0	0	
Blue	Saar SHEMESH	ISR	0	0	0	0	0	0	X

Officials

Name	Function
MUNFARED I Seena Ebrahim Abdulla (BRN)	Mat Referee

WINNER Saar SHEMESH (ISR)	BOUT DURATION 0:00
-------------------------------------	------------------------------

OWO	Win by Opponent Walk Over
-----	---------------------------



Greater Birmingham Convention & Visitors Bureau



REGIONS



Protective



BlueCross BlueShield of Alabama





Results

As of SAT 16 JUL 2022

MATCH NUMBER 96 - Tatami 1


Color	Name	Countr Code	Advantage	Penalty	Points				Winner
					2	3	4	Total	
Red	Seif Eddine HOUMINE	MAR	1	2	0	0	0	0	
Blue	Faisal ALKETBI	UAE	1	1	0	0	0	0	X

Officials

Name	Function
Aslan OSPANOV (KAZ)	Mat Referee

WINNER	BOUT DURATION
Faisal ALKETBI (UAE)	13:22

RDC	Win by Referee Decision
-----	-------------------------

Timing and Results provided by  TISSOT



BIRMINGHAM

Greater Birmingham Convention & Visitors Bureau



REGIONS



Protective



BlueCross BlueShield of Alabama





Results


As of SAT 16 JUL 2022

MATCH NUMBER 80 - Tatami 1

Color	Name	Countr Code	Advantage	Penalty	Points				Winner
					2	3	4	Total	
Red	Mohamed ALAMRI	UAE	1	3	0	0	0	0	
Blue	Seif Eddine HOUMINE	MAR	1	2	1	0	0	14	X

WINNER Seif Eddine HOUMINE (MAR)	BOUT DURATION 5:10
--	------------------------------

SUB	Win by Submission
-----	-------------------

Timing and Results provided by 





Results


As of SAT 16 JUL 2022

MATCH NUMBER 81 - Tatami 1

Color	Name	Countr Code	Advantage	Penalty	Points				Winner
					2	3	4	Total	
Red	Saar SHEMESH	ISR	1	0	0	0	0	0	
Blue	Faisal ALKETBI	UAE	2	0	0	0	0	0	X

WINNER Faisal ALKETBI (UAE)	BOUT DURATION 8:55
---------------------------------------	------------------------------

ADV	Win by Advantages
-----	-------------------

Timing and Results provided by  TISSOT






Results

As of SAT 16 JUL 2022
MATCH NUMBER 76 - Tatami 1

Color	Name	Countr Code	Advantage	Penalty	Points				Winner
					2	3	4	Total	
Red	Mohamed ALAMRI	UAE	3	0	1	0	0	2	X
Blue	Kevin CUERVO VIEIRA	COL	3	1	0	0	0	0	

WINNER Mohamed ALAMRI (UAE)	BOUT DURATION 9:58
---------------------------------------	------------------------------

PTS	Win by Points
-----	---------------

Timing and Results provided by  TISSOT





Results


As of SAT 16 JUL 2022

MATCH NUMBER 77 - Tatami 1

Color	Name	Countr Code	Advantage	Penalty	Points				Winner
					2	3	4	Total	
Red	Nimrod RYEDER	ISR	0	0	0	0	0	0	
Blue	Seif Eddine HOUMINE	MAR	0	0	0	0	0	14	X

WINNER Seif Eddine HOUMINE (MAR)	BOUT DURATION 0:45
--	------------------------------

SUB	Win by Submission
-----	-------------------

Timing and Results provided by  TISSOT





Results


As of SAT 16 JUL 2022

MATCH NUMBER 78 - Tatami 1

Color	Name	Countr Code	Advantage	Penalty	Points				Winner
					2	3	4	Total	
Red	Saar SHEMESH	ISR	3	0	1	0	1	6	X
Blue	Elioenai de Abreu CAMPOS	USA	1	0	0	0	0	0	

WINNER Saar SHEMESH (ISR)	BOUT DURATION 9:13
-------------------------------------	------------------------------

PTS	Win by Points
-----	---------------

Timing and Results provided by  TISSOT





Results

As of SAT 16 JUL 2022

MATCH NUMBER 79 - Tatami 1

Color	Name	Countr Code	Advantage	Penalty	Points				Winner
					2	3	4	Total	
Red	Faisal ALKETBI	UAE	0	0	0	0	0	0	X
Blue	Maciej KOZAK	POL	0	0	0	0	0	0	

WINNER Faisal ALKETBI (UAE)	BOUT DURATION 9:27
---------------------------------------	------------------------------

RDC	Win by Referee Decision
-----	-------------------------





Results

As of SAT 16 JUL 2022
MATCH NUMBER 73 - Tatami 1

Color	Name	Countr Code	Advantage	Penalty	Points				Winner
					2	3	4	Total	
Red	Mohamed ALAMRI	UAE	2	0	1	0	1	6	X
Blue	Viki DABUSH	ISR	1	0	0	0	0	0	

WINNER Mohamed ALAMRI (UAE)	BOUT DURATION 8:10
---------------------------------------	------------------------------

PTS	Win by Points
-----	---------------





Results


As of SAT 16 JUL 2022

MATCH NUMBER 74 - Tatami 1

Color	Name	Countr Code	Advantage	Penalty	Points				Winner
					2	3	4	Total	
Red	Nimrod RYEDER	ISR	1	1	0	2	0	14	X
Blue	Robert HENEK	POL	0	0	0	0	0	0	

WINNER Nimrod RYEDER (ISR)	BOUT DURATION 7:31
--------------------------------------	------------------------------

SUB	Win by Submission
-----	-------------------

Timing and Results provided by  **TISSOT**





Results

As of SAT 16 JUL 2022

MATCH NUMBER 75 - Tatami 1

Color	Name	Countr Code	Advantage	Penalty	Points				Winner
					2	3	4	Total	
Red	Mohamed ALSUWAIDI	UAE	0	0	0	0	0	0	
Blue	Saar SHEMESH	ISR	0	0	0	0	0	14	X

WINNER Saar SHEMESH (ISR)	BOUT DURATION 0:56
-------------------------------------	------------------------------

SUB	Win by Submission
-----	-------------------





Ju-Jitsu

Women's 48kg Fighting






Entry List by Event

As of THU 14 JUL 2022

Country	Bib Number	Name	Date of Birth
AUT - Austria	4	Anna FUHRMANN	28 MAR 1999
COL - Colombia	3	Katherine GUZMAN SANCHEZ	10 MAY 1988
FRA - France	6	Sandra BADIE	6 NOV 1991
GRE - Greece	5	Athanasia ZARIOPI	12 OCT 1999
SUI - Switzerland	2	Sina STAUB	2 APR 2000
THA - Thailand	1	Kanjutha PHATTARABOONSORN	14 JUN 1996

Timing and Results provided by  TISSOT





Round Robin Summary

As of FRI 15 JUL 2022


Pool Round - Pool A

Rank	Country Code	Name	THA	GRE	COL	Matches	Won	Points For	Points Against	Points Difference	Remark
1	THA	Kanjutha PHATTARABOONSORN	-	14	14	2	2	28	0	28	Q
2	GRE	Athanasia ZARIOPI	0	-	8	2	1	8	14	-6	Q
3	COL	Katherine GUZMAN SANCHEZ	0	0	-	2	0	0	22	-22	

Pool Round - Pool B

Rank	Country Code	Name	SUI	FRA	AUT	Matches	Won	Points For	Points Against	Points Difference	Remark
1	SUI	Sina STAUB	-	13	11	2	2	24	5	19	Q
2	FRA	Sandra BADIE	5	-	14	2	1	19	13	6	Q
3	AUT	Anna FUHRMANN	0	0	-	2	0	0	25	-25	

Legend:
Q Qualified

Timing and Results provided by  TISSOT





Tournament Summary

As of FRI 15 JUL 2022

Pool Round - Pool A

Rank	Country Code	Name	THA	GRE	COL	Matches	Won	Points For	Points Against	Points Difference	Remark
1	THA	Kanjutha PHATTARABOONSORN	-	14	14	2	2	28	0	28	Q
2	GRE	Athanasia ZARIOPI	0	-	8	2	1	8	14	-6	Q
3	COL	Katherine GUZMAN SANCHEZ	0	0	-	2	0	0	22	-22	

Pool Round - Pool B

Rank	Country Code	Name	SUI	FRA	AUT	Matches	Won	Points For	Points Against	Points Difference	Remark
1	SUI	Sina STAUB	-	13	11	2	2	24	5	19	Q
2	FRA	Sandra BADIE	5	-	14	2	1	19	13	6	Q
3	AUT	Anna FUHRMANN	0	0	-	2	0	0	25	-25	

Semifinals


Finals

K PHATTARAB. (THA)	PTS	11	Match 237	K PHATTARAB. (THA)	FUI	14
S BADIE (FRA)	7	Match 61		K PHATTARAB. (THA)		
S STAUB (SUI)	0		Match 238	A ZARIOPI (GRE)	FUI	0
A ZARIOPI (GRE)	14	Match 55		S BADIE (FRA)	PTS	8
			S STAUB (SUI)	6	S BADIE (FRA)	

MEDALLISTS		
Gold	K PHATTARAB.	THA
Silver	A ZARIOPI	GRE
Bronze	S BADIE	FRA

Initial Name (Country)	XXX	Victory type	<table border="1"> <tr> <td>SUB</td> <td>Win by Submission</td> <td>RDC</td> <td>Win by Referee Decision</td> </tr> <tr> <td>PTS</td> <td>Win by Points</td> <td>RDP</td> <td>Win by Random Pick</td> </tr> <tr> <td>RSC</td> <td>Win by Referee Stops Contest</td> <td>INJ</td> <td>Win by Injury</td> </tr> <tr> <td>ADV</td> <td>Win by Advantages</td> <td>DI</td> <td>Official Doctor Intervention</td> </tr> <tr> <td>PNT</td> <td>Win by Penalties</td> <td>OWO</td> <td>Win by Opponent Walk Over</td> </tr> <tr> <td></td> <td></td> <td>DSQ</td> <td>Win by Disqualification</td> </tr> </table>	SUB	Win by Submission	RDC	Win by Referee Decision	PTS	Win by Points	RDP	Win by Random Pick	RSC	Win by Referee Stops Contest	INJ	Win by Injury	ADV	Win by Advantages	DI	Official Doctor Intervention	PNT	Win by Penalties	OWO	Win by Opponent Walk Over			DSQ	Win by Disqualification
SUB	Win by Submission	RDC	Win by Referee Decision																								
PTS	Win by Points	RDP	Win by Random Pick																								
RSC	Win by Referee Stops Contest	INJ	Win by Injury																								
ADV	Win by Advantages	DI	Official Doctor Intervention																								
PNT	Win by Penalties	OWO	Win by Opponent Walk Over																								
		DSQ	Win by Disqualification																								
Technical points	NN																										

Legend:
Q Qualified


Timing and Results provided by 



Medallists

As of FRI 15 JUL 2022

Medal	Name	Country
GOLD	Kanjutha PHATTARABOONSORN	THA - Thailand
SILVER	Athanasia ZARIOPI	GRE - Greece
BRONZE	Sandra BADIE	FRA - France

Timing and Results provided by  TISSOT





Results

As of FRI 15 JUL 2022

MATCH NUMBER 55 - TATAMI 1

Color	Name	Country Code	1 pt Ippon	2 pts Ippon	3 pts Ippon	Wazaari	Shido	Chui	Result	Winner
Red	Sandra BADIE	FRA	1	0	0	4	1	0	8	X
Blue	Sina STAUB	SUI	1	1	1	4	2	0	6	


Officials

Name	Function
Leonid RUBTSOV (UKR)	Mat Referee

WINNER Sandra BADIE (FRA)	BOUT DURATION 8:42
-------------------------------------	------------------------------

PTS	Win by Points
-----	---------------

Legend: pt points pts points
--

Timing and Results provided by 



Results

As of FRI 15 JUL 2022

MATCH NUMBER 61 - TATAMI 1

Color	Name	Country Code	1 pt Ippon	2 pts Ippon	3 pts Ippon	Wazaari	Shido	Chui	Result	Winner
Red	Kanjutha PHATTARABOONSORN	THA	0	0	0	14	0	0	14	X
Blue	Athanasia ZARIOPI	GRE	0	0	0	0	0	0	0	


Officials

Name	Function
PFEIFER Ralf Uwe (GER)	Mat Referee

WINNER Kanjutha PHATTARABOONSORN (THA)	BOUT DURATION 3:05
--	------------------------------

FUI	Win by Full Ippon
-----	-------------------

Legend:
pt points pts points

Timing and Results provided by  TISSOT

JJIWFIGHT48-----FNL-000100--_C73A 1.0

Report Created FRI 15 JUL 2022 17:35

Page 1 / 1



BIRMINGHAM

Greater Birmingham Convention & Visitors Bureau



REGIONS



Protective



BlueCross BlueShield of Alabama





Results

As of FRI 15 JUL 2022


MATCH NUMBER 237 - TATAMI 2

Color	Name	Country Code	1 pt Ippon	2 pts Ippon	3 pts Ippon	Wazaari	Shido	Chui	Result	Winner
Red	Kanjutha PHATTARABOONSORN	THA	3	0	1	3	0	0	11	X
Blue	Sandra BADIE	FRA	2	0	2	3	1	1	7	

WINNER Kanjutha PHATTARABOONSORN (THA)	BOUT DURATION 10:11
--	-------------------------------

PTS	Win by Points
-----	---------------

Legend: pt points pts points
--

Timing and Results provided by  **TISSOT**





Results

As of FRI 15 JUL 2022


MATCH NUMBER 238 - TATAMI 2

Color	Name	Country Code	1 pt Ippon	2 pts Ippon	3 pts Ippon	Wazaari	Shido	Chui	Result	Winner
Red	Sina STAUB	SUI	0	0	0	0	2	0	0	
Blue	Athanasia ZARIOPI	GRE	0	0	0	14	2	0	14	X

WINNER	BOUT DURATION
Athanasia ZARIOPI (GRE)	3:20

FUI	Win by Full Ippon
-----	-------------------

Legend:
pt points
pts points

 Timing and Results provided by  **TISSOT**

BIRMINGHAM

Greater Birmingham Convention & Visitors Bureau


REGIONS

Protective


BlueCross BlueShield of Alabama





Results

As of FRI 15 JUL 2022

MATCH NUMBER 202 - TATAMI 2

Color	Name	Country Code	1 pt Ippon	2 pts Ippon	3 pts Ippon	Wazaari	Shido	Chui	Result	Winner
Red	Sina STAUB	SUI	3	0	1	2	0	0	11	X
Blue	Anna FUHRMANN	AUT	0	0	0	0	1	0	0	

WINNER	BOUT DURATION
Sina STAUB (SUI)	4:05

PTS	Win by Points
-----	---------------

Legend:	pts points	pts points
----------------	------------	------------

Timing and Results provided by **TISSOT**



Results

As of FRI 15 JUL 2022


MATCH NUMBER 206 - TATAMI 2

Color	Name	Country Code	1 pt Ippon	2 pts Ippon	3 pts Ippon	Wazaari	Shido	Chui	Result	Winner
Red	Sina STAUB	SUI	3	0	1	5	2	0	13	X
Blue	Sandra BADIE	FRA	0	0	0	5	2	0	5	

WINNER	BOUT DURATION
Sina STAUB (SUI)	4:09

PTS	Win by Points
-----	---------------

Legend:
pt points pts points

Timing and Results provided by  TISSOT



Results

As of FRI 15 JUL 2022


MATCH NUMBER 210 - TATAMI 2

Color	Name	Country Code	1 pt Ippon	2 pts Ippon	3 pts Ippon	Wazaari	Shido	Chui	Result	Winner
Red	Anna FUHRMANN	AUT	0	0	0	0	1	0	0	
Blue	Sandra BADIE	FRA	0	0	0	14	0	0	14	X

WINNER Sandra BADIE (FRA)	BOUT DURATION 2:10
-------------------------------------	------------------------------

FUI	Win by Full Ippon
-----	-------------------

Legend:	pt points	pts points
----------------	------------------	-------------------

Timing and Results provided by 





Results

As of FRI 15 JUL 2022


MATCH NUMBER 201 - TATAMI 2

Color	Name	Country Code	1 pt Ippon	2 pts Ippon	3 pts Ippon	Wazaari	Shido	Chui	Result	Winner
Red	Kanjutha PHATTARABOONSORN	THA	0	0	0	14	0	0	14	X
Blue	Katherine GUZMAN SANCHEZ	COL	0	0	0	0	0	0	0	

WINNER	BOUT DURATION
Kanjutha PHATTARABOONSORN (THA)	1:23

FUI	Win by Full Ippon
-----	-------------------

Legend:
pt points pts points

Timing and Results provided by  **TISSOT**



BIRMINGHAM

Greater Birmingham Convention & Visitors Bureau



REGIONS



Protective



BlueCross BlueShield of Alabama





Results

As of FRI 15 JUL 2022


MATCH NUMBER 205 - TATAMI 2

Color	Name	Country Code	1 pt Ippon	2 pts Ippon	3 pts Ippon	Wazaari	Shido	Chui	Result	Winner
Red	Kanjutha PHATTARABOONSORN	THA	0	0	0	14	0	0	14	X
Blue	Athanasia ZARIOPI	GRE	0	0	0	0	0	0	0	

WINNER Kanjutha PHATTARABOONSORN (THA)	BOUT DURATION 1:13
--	------------------------------

FUI	Win by Full Ippon
-----	-------------------

Legend: pt points pts points
--

Timing and Results provided by 





Results

As of FRI 15 JUL 2022


MATCH NUMBER 209 - TATAMI 2

Color	Name	Country Code	1 pt Ippon	2 pts Ippon	3 pts Ippon	Wazaari	Shido	Chui	Result	Winner
Red	Katherine GUZMAN SANCHEZ	COL	0	0	0	0	1	0	0	
Blue	Athanasia ZARIOPI	GRE	3	0	3	2	0	0	8	X

WINNER Athanasia ZARIOPI (GRE)	BOUT DURATION 4:30
--	------------------------------

PTS	Win by Points
------------	---------------

Legend: pt points	pts points
--------------------------------	---------------

Timing and Results provided by  **TISSOT**



Ju-Jitsu

Women's 57kg Fighting






Entry List by Event

As of THU 14 JUL 2022

Country	Bib Number	Name	Date of Birth
BEL - Belgium	1	Licai POURTOIS	31 MAY 1997
COL - Colombia	3	Margarita Rosa CAMPOS OBANDO	27 DEC 1990
DEN - Denmark	6	Rebekka Ziska DAHL	20 AUG 1996
GRE - Greece	5	Christina KOUTOULAKI	21 DEC 1998
NED - Netherlands	4	Genevieve BOGERS	2 JUN 1997
THA - Thailand	2	Nuchanat SINGCHALAD	13 DEC 2002

Timing and Results provided by  TISSOT





Round Robin Summary

As of FRI 15 JUL 2022


Pool Round - Pool A

Rank	Country Code	Name	BEL	GRE	COL	Matches	Won	Points For	Points Against	Points Difference	Remark
1	BEL	Licai POURTOIS	-	10	14	2	2	24	2	22	Q
2	GRE	Christina KOUTOULAKI	2	-	14	2	1	16	10	6	Q
3	COL	Margarita Rosa CAMPOS OBANDO	0	0	-	2	0	0	28	-28	

Pool Round - Pool B

Rank	Country Code	Name	NED	DEN	THA	Matches	Won	Points For	Points Against	Points Difference	Remark
1	NED	Genevieve BOGERS	-	14	11	2	2	25	9	16	Q
2	DEN	Rebekka Ziska DAHL	7	-	14	2	1	21	14	7	Q
3	THA	Nuchanat SINGCHALAD	2	0	-	2	0	2	25	-23	

Legend:
Q Qualified

Timing and Results provided by 





Tournament Summary

As of FRI 15 JUL 2022

Pool Round - Pool A

Rank	Country Code	Name	BEL	GRE	COL	Matches	Won	Points For	Points Against	Points Difference	Remark
1	BEL	Licai POURTOIS	-	10	14	2	2	24	2	22	Q
2	GRE	Christina KOUTOULAKI	2	-	14	2	1	16	10	6	Q
3	COL	Margarita Rosa CAMPOS OBANDO	0	0	-	2	0	0	28	-28	

Pool Round - Pool B

Rank	Country Code	Name	NED	DEN	THA	Matches	Won	Points For	Points Against	Points Difference	Remark
1	NED	Genevieve BOGERS	-	14	11	2	2	25	9	16	Q
2	DEN	Rebekka Ziska DAHL	7	-	14	2	1	21	14	7	Q
3	THA	Nuchanat SINGCHALAD	2	0	-	2	0	2	25	-23	

Semifinals


Finals

L POURTOIS (BEL)	PTS	16	Match 239	L POURTOIS (BEL)	OWO	0
RZ DAHL (DEN)	4				Match 62	L POURTOIS (BEL)
G BOGERS (NED)	PTS	10	Match 240	C KOUTOULAKI (GRE)	PTS	0
C KOUTOULAKI (GRE)	16				Match 56	RZ DAHL (DEN)
				G BOGERS (NED)	PTS	6

MEDALLISTS		
Gold	L POURTOIS	BEL
Silver	C KOUTOULAKI	GRE
Bronze	RZ DAHL	DEN

Initial Name (Country)	XXX	Victory type	<table border="1"> <tr> <td>SUB</td> <td>Win by Submission</td> <td>RDC</td> <td>Win by Referee Decision</td> </tr> <tr> <td>PTS</td> <td>Win by Points</td> <td>RDP</td> <td>Win by Random Pick</td> </tr> <tr> <td>RSC</td> <td>Win by Referee Stops Contest</td> <td>INJ</td> <td>Win by Injury</td> </tr> <tr> <td>ADV</td> <td>Win by Advantages</td> <td>DI</td> <td>Official Doctor Intervention</td> </tr> <tr> <td>PNT</td> <td>Win by Penalties</td> <td>OWO</td> <td>Win by Opponent Walk Over</td> </tr> <tr> <td></td> <td></td> <td>DSQ</td> <td>Win by Disqualification</td> </tr> </table>	SUB	Win by Submission	RDC	Win by Referee Decision	PTS	Win by Points	RDP	Win by Random Pick	RSC	Win by Referee Stops Contest	INJ	Win by Injury	ADV	Win by Advantages	DI	Official Doctor Intervention	PNT	Win by Penalties	OWO	Win by Opponent Walk Over			DSQ	Win by Disqualification
SUB	Win by Submission	RDC	Win by Referee Decision																								
PTS	Win by Points	RDP	Win by Random Pick																								
RSC	Win by Referee Stops Contest	INJ	Win by Injury																								
ADV	Win by Advantages	DI	Official Doctor Intervention																								
PNT	Win by Penalties	OWO	Win by Opponent Walk Over																								
		DSQ	Win by Disqualification																								
Technical points	NN																										

Legend:
Q Qualified


Timing and Results provided by  TISSOT



Medallists

As of FRI 15 JUL 2022

Medal	Name	Country
GOLD	Licai POURTOIS	BEL - Belgium
SILVER	Christina KOUTOULAKI	GRE - Greece
BRONZE	Rebekka Ziska DAHL	DEN - Denmark

Timing and Results provided by  TISSOT





Results

As of FRI 15 JUL 2022

MATCH NUMBER 56 - TATAMI 1

Color	Name	Country Code	1 pt Ippon	2 pts Ippon	3 pts Ippon	Wazaari	Shido	Chui	Result	Winner
Red	Rebekka Ziska DAHL	DEN	2	0	0	2	2	0	6	X
Blue	Genevieve BOGERS	NED	1	0	1	4	2	0	6	


Officials

Name	Function
Patrik TREMEL (AUT)	Mat Referee

WINNER Rebekka Ziska DAHL (DEN)	BOUT DURATION 7:09
---	------------------------------

PTS	Win by Points
-----	---------------

Legend: pt points pts points
--

Timing and Results provided by  **TISSOT**





Results

As of FRI 15 JUL 2022

MATCH NUMBER 62 - TATAMI 1

Color	Name	Country Code	1 pt Ippon	2 pts Ippon	3 pts Ippon	Wazaari	Shido	Chui	Result	Winner
Red	Licai POURTOIS	BEL	0	0	0	0	0	0	0	X
Blue	Christina KOUTOULAKI	GRE	0	0	0	0	0	0	0	

Officials


Name	Function
Damien Francois GUILLAUME LENOIR (FRA)	Mat Referee

WINNER Licai POURTOIS (BEL)	BOUT DURATION 0:00
---------------------------------------	------------------------------

OWO	Win by Opponent Walk Over
-----	---------------------------

Legend:

pt points pts points

Timing and Results provided by  TISSOT

REGIONS Protective





Results

As of FRI 15 JUL 2022

MATCH NUMBER 239 - TATAMI 2

Color	Name	Country Code	1 pt Ippon	2 pts Ippon	3 pts Ippon	Wazaari	Shido	Chui	Result	Winner
Red	Licai POURTOIS	BEL	1	0	1	11	2	0	16	X
Blue	Rebekka Ziska DAHL	DEN	1	0	1	2	2	0	4	

WINNER Licai POURTOIS (BEL)	BOUT DURATION 4:28
---------------------------------------	------------------------------

PTS	Win by Points
-----	---------------

Legend:	pt points	pts points
----------------	-----------	------------

Timing and Results provided by TISSOT





















Results

As of FRI 15 JUL 2022


MATCH NUMBER 240 - TATAMI 2

Color	Name	Country Code	1 pt Ippon	2 pts Ippon	3 pts Ippon	Wazaari	Shido	Chui	Result	Winner
Red	Genevieve BOGERS	NED	1	0	2	4	1	1	10	
Blue	Christina KOUTOULAKI	GRE	6	0	6	4	3	0	16	X

WINNER	BOUT DURATION
Christina KOUTOULAKI (GRE)	6:10

PTS	Win by Points
-----	---------------

Legend: pt points pts points

Timing and Results provided by  TISSOT





Results

As of FRI 15 JUL 2022


MATCH NUMBER 204 - TATAMI 2

Color	Name	Country Code	1 pt Ippon	2 pts Ippon	3 pts Ippon	Wazaari	Shido	Chui	Result	Winner
Red	Nuchanat SINGCHALAD	THA	1	0	0	0	1	0	2	
Blue	Genevieve BOGERS	NED	4	0	4	3	0	0	11	X

WINNER Genevieve BOGERS (NED)	BOUT DURATION 5:39
---	------------------------------

PTS	Win by Points
------------	---------------

Legend: pt points pts points

Timing and Results provided by  TISSOT

JJIWFIGHT57-----GPB-000100--_C73A 1.0

Report Created FRI 15 JUL 2022 9:21

Page 1 / 1





Results

As of FRI 15 JUL 2022


MATCH NUMBER 208 - TATAMI 2

Color	Name	Country Code	1 pt Ippon	2 pts Ippon	3 pts Ippon	Wazaari	Shido	Chui	Result	Winner
Red	Nuchanat SINGCHALAD	THA	0	0	0	0	1	1	0	
Blue	Rebekka Ziska DAHL	DEN	0	0	0	14	1	0	14	X

WINNER Rebekka Ziska DAHL (DEN)	BOUT DURATION 3:21
---	------------------------------

DSQ	Win by Disqualification
-----	-------------------------

Legend: DSQ Disqualified	pt points	pts points
------------------------------------	-----------	------------

Timing and Results provided by 



Results

As of FRI 15 JUL 2022


MATCH NUMBER 212 - TATAMI 2

Color	Name	Country Code	1 pt Ippon	2 pts Ippon	3 pts Ippon	Wazaari	Shido	Chui	Result	Winner
Red	Genevieve BOGERS	NED	4	0	1	3	0	0	14	X
Blue	Rebekka Ziska DAHL	DEN	2	0	2	3	2	0	7	

WINNER Genevieve BOGERS (NED)	BOUT DURATION 5:26
---	------------------------------

PTS	Win by Points
-----	---------------

Legend: pt points pts points

Timing and Results provided by  TISSOT





Results

As of FRI 15 JUL 2022


MATCH NUMBER 203 - TATAMI 2

Color	Name	Country Code	1 pt Ippon	2 pts Ippon	3 pts Ippon	Wazaari	Shido	Chui	Result	Winner
Red	Licai POURTOIS	BEL	0	0	0	14	0	0	14	X
Blue	Margarita Rosa CAMPOS OBANDO	COL	0	0	0	0	0	0	0	

WINNER Licai POURTOIS (BEL)	BOUT DURATION 0:53
---------------------------------------	------------------------------

FUI	Win by Full Ippon
-----	-------------------

Legend: pt points pts points

Timing and Results provided by  **TISSOT**



Results

As of FRI 15 JUL 2022


MATCH NUMBER 211 - TATAMI 2

Color	Name	Country Code	1 pt Ippon	2 pts Ippon	3 pts Ippon	Wazaari	Shido	Chui	Result	Winner
Red	Margarita Rosa CAMPOS OBANDO	COL	0	0	0	0	0	0	0	
Blue	Christina KOUTOULAKI	GRE	0	0	0	14	1	1	14	X

WINNER Christina KOUTOULAKI (GRE)	BOUT DURATION 6:12
---	------------------------------

FUI	Win by Full Ippon
-----	-------------------

Legend: pt points pts points
--

 Timing and Results provided by  **TISSOT**



Ju-Jitsu

Women's 63kg Fighting






Entry List by Event

As of THU 14 JUL 2022

Country	Bib Number	Name	Date of Birth
AUT - Austria	3	Lisa FUHRMANN	10 FEB 2002
FRA - France	2	Juliana FERREIRA	30 DEC 1995
GER - Germany	1	Lilian WEIKEN	7 SEP 1993
MRI - Mauritius	4	Marie Chandrine PERRINE	19 JUN 1996
NED - Netherlands	6	Anne van der BRUGGE	7 MAY 1998
THA - Thailand	5	Orapa SENATHAM	3 MAY 1992

Timing and Results provided by  TISSOT





Round Robin Summary

As of FRI 15 JUL 2022


Pool Round - Pool A

Rank	Country Code	Name	GER	THA	AUT	Matches	Won	Points For	Points Against	Points Difference	Remark
1	GER	Lilian WEIKEN	-	14	10	2	2	24	6	18	Q
2	THA	Orapa SENATHAM	5	-	5	2	1	10	18	-8	Q
3	AUT	Lisa FUHRMANN	1	4	-	2	0	5	15	-10	

Pool Round - Pool B

Rank	Country Code	Name	NED	FRA	MRI	Matches	Won	Points For	Points Against	Points Difference	Remark
1	NED	Anne van der BRUGGE	-	0	16	2	1	16	14	2	Q
2	FRA	Juliana FERREIRA	14	-	0	2	1	14	14	0	Q
3	MRI	Marie Chandrine PERRINE	0	14	-	2	1	14	16	-2	

Legend:
Q Qualified

Timing and Results provided by  TISSOT





Tournament Summary

As of FRI 15 JUL 2022

Pool Round - Pool A

Rank	Country Code	Name	GER	THA	AUT	Matches	Won	Points For	Points Against	Points Difference	Remark
1	GER	Lilian WEIKEN	-	14	10	2	2	24	6	18	Q
2	THA	Orapa SENATHAM	5	-	5	2	1	10	18	-8	Q
3	AUT	Lisa FUHRMANN	1	4	-	2	0	5	15	-10	

Pool Round - Pool B

Rank	Country Code	Name	NED	FRA	MRI	Matches	Won	Points For	Points Against	Points Difference	Remark
1	NED	Anne van der BRUGGE	-	0	16	2	1	16	14	2	Q
2	FRA	Juliana FERREIRA	14	-	0	2	1	14	14	0	Q
3	MRI	Marie Chandrine PERRINE	0	14	-	2	1	14	16	-2	

Semifinals

Finals

L WEIKEN (GER)

7	Match 241
PTS	
11	

J FERREIRA (FRA)

PTS

18

A van der BRUGGE (NED)

7	Match 242
PTS	
12	

O SENATHAM (THA)

3

L WEIKEN (GER)

PTS

13

A van der BRUGGE (NED)

5

MEDALLISTS

Gold	J FERREIRA	FRA
Silver	O SENATHAM	THA
Bronze	L WEIKEN	GER

Initial Name (Country)	XXX	Victory type	
	NN		
Technical points			

Victory types	
SUB Win by Submission	RDC Win by Referee Decision
PTS Win by Points	RDP Win by Random Pick
RSC Win by Referee Stops Contest	INJ Win by Injury
ADV Win by Advantages	DIW Official Doctor Intervention
PNT Win by Penalties	OWO Win by Opponent Walk Over
	DSQ Win by Disqualification

Legend:
Q Qualified

Timing and Results provided by TISSOT






Medallists

As of FRI 15 JUL 2022

Medal	Name	Country
GOLD	Juliana FERREIRA	FRA - France
SILVER	Orapa SENATHAM	THA - Thailand
BRONZE	Lilian WEIKEN	GER - Germany

Timing and Results provided by 





Results

As of FRI 15 JUL 2022

MATCH NUMBER 57 - TATAMI 1

Color	Name	Country Code	1 pt Ippon	2 pts Ippon	3 pts Ippon	Wazaari	Shido	Chui	Result	Winner
Red	Lilian WEIKEN	GER	4	0	0	5	2	0	13	X
Blue	Anne van der BRUGGE	NED	1	0	1	3	2	0	5	

Officials

Name	Function
Leonid RUBTSOV (UKR)	Mat Referee

WINNER	BOUT DURATION
Lilian WEIKEN (GER)	6:34

PTS	Win by Points
-----	---------------

Legend:
pt points pts points

Timing and Results provided by





Results

As of FRI 15 JUL 2022

MATCH NUMBER 63 - TATAMI 1

Color	Name	Country Code	1 pt Ippon	2 pts Ippon	3 pts Ippon	Wazaari	Shido	Chui	Result	Winner
Red	Juliana FERREIRA	FRA	6	0	0	6	0	0	18	X
Blue	Orapa SENATHAM	THA	1	0	1	1	1	1	3	


Officials

Name	Function
Tobiasen Camilla PRIEN (DEN)	Mat Referee

WINNER	BOUT DURATION
Juliana FERREIRA (FRA)	4:52

PTS	Win by Points
-----	---------------

Legend: pt points pts points

Timing and Results provided by  TISSOT





Results

As of FRI 15 JUL 2022

MATCH NUMBER 241 - TATAMI 2

Color	Name	Country Code	1 pt Ippon	2 pts Ippon	3 pts Ippon	Wazaari	Shido	Chui	Result	Winner
Red	Lilian WEIKEN	GER	3	2	0	1	0	0	7	
Blue	Juliana FERREIRA	FRA	3	0	3	1	0	0	11	X

WINNER Juliana FERREIRA (FRA)	BOUT DURATION 4:34
---	------------------------------

PTS	Win by Points
------------	---------------

Legend: pt points pts points

Timing and Results provided by **TISSOT**



Results

As of FRI 15 JUL 2022


MATCH NUMBER 242 - TATAMI 2

Color	Name	Country Code	1 pt Ippon	2 pts Ippon	3 pts Ippon	Wazaari	Shido	Chui	Result	Winner
Red	Anne van der BRUGGE	NED	3	0	0	1	1	1	7	
Blue	Orapa SENATHAM	THA	2	0	2	6	1	0	12	X

WINNER Orapa SENATHAM (THA)	BOUT DURATION 13:26
---------------------------------------	-------------------------------

PTS	Win by Points
-----	---------------

Legend:	pt points	pts points
----------------	-----------	------------

Timing and Results provided by 



Results

As of FRI 15 JUL 2022


MATCH NUMBER 214 - TATAMI 2

Color	Name	Country Code	1 pt Ippon	2 pts Ippon	3 pts Ippon	Wazaari	Shido	Chui	Result	Winner
Red	Juliana FERREIRA	FRA	0	0	0	0	0	1	0	
Blue	Marie Chandrine PERRINE	MRI	0	0	0	14	2	0	14	X

WINNER Marie Chandrine PERRINE (MRI)	BOUT DURATION 9:03
--	------------------------------

DSQ	Win by Disqualification
-----	-------------------------

Legend: DSQ Disqualified	pt points	pts points
------------------------------------	-----------	------------

Timing and Results provided by  TISSOT



Results

As of FRI 15 JUL 2022


MATCH NUMBER 218 - TATAMI 2

Color	Name	Country Code	1 pt Ippon	2 pts Ippon	3 pts Ippon	Wazaari	Shido	Chui	Result	Winner
Red	Juliana FERREIRA	FRA	0	0	0	14	1	0	14	X
Blue	Anne van der BRUGGE	NED	0	0	0	0	2	1	0	

WINNER Juliana FERREIRA (FRA)	BOUT DURATION 5:48
---	------------------------------

DSQ	Win by Disqualification
-----	-------------------------

Legend: DSQ Disqualified	pt points	pts points
------------------------------------	-----------	------------

Timing and Results provided by  TISSOT



Results

As of FRI 15 JUL 2022

MATCH NUMBER 222 - TATAMI 2

Color	Name	Country Code	1 pt Ippon	2 pts Ippon	3 pts Ippon	Wazaari	Shido	Chui	Result	Winner
Red	Marie Chandrine PERRINE	MRI	0	0	0	0	1	0	0	
Blue	Anne van der BRUGGE	NED	6	0	6	2	0	0	16	X

WINNER	BOUT DURATION
Anne van der BRUGGE (NED)	6:41

PTS	Win by Points
-----	---------------

Legend:	pts points	pts points
----------------	------------	------------

Timing and Results provided by TISSOT



Results

As of FRI 15 JUL 2022


MATCH NUMBER 213 - TATAMI 2

Color	Name	Country Code	1 pt Ippon	2 pts Ippon	3 pts Ippon	Wazaari	Shido	Chui	Result	Winner
Red	Lilian WEIKEN	GER	3	0	0	2	0	0	10	X
Blue	Lisa FUHRMANN	AUT	0	1	0	1	1	0	1	

WINNER Lilian WEIKEN (GER)	BOUT DURATION 4:17
--------------------------------------	------------------------------

PTS	Win by Points
------------	---------------

Legend: pt points pts points

Timing and Results provided by  **TISSOT**



Results

As of FRI 15 JUL 2022

MATCH NUMBER 217 - TATAMI 2

Color	Name	Country Code	1 pt Ippon	2 pts Ippon	3 pts Ippon	Wazaari	Shido	Chui	Result	Winner
Red	Lilian WEIKEN	GER	3	0	0	6	0	0	14	X
Blue	Orapa SENATHAM	THA	1	1	1	3	3	1	5	

WINNER Lilian WEIKEN (GER)	BOUT DURATION 4:43
--------------------------------------	------------------------------

PTS	Win by Points
-----	---------------

Legend:
pt points pts points

Timing and Results provided by **TISSOT**





Results

As of FRI 15 JUL 2022


MATCH NUMBER 221 - TATAMI 2

Color	Name	Country Code	1 pt Ippon	2 pts Ippon	3 pts Ippon	Wazaari	Shido	Chui	Result	Winner
Red	Lisa FUHRMANN	AUT	2	0	0	0	3	0	4	
Blue	Orapa SENATHAM	THA	1	0	1	3	0	0	5	X

WINNER Orapa SENATHAM (THA)	BOUT DURATION 5:00
---------------------------------------	------------------------------

PTS	Win by Points
-----	---------------

Legend: pt points pts points

Timing and Results provided by  **TISSOT**



Ju-Jitsu

Women's 70kg Fighting






Entry List by Event

As of THU 14 JUL 2022

Country	Bib Number	Name	Date of Birth
DEN - Denmark	2	Liva TANZER	2 NOV 1998
FRA - France	1	Chloe LALANDE	12 DEC 1994
GER - Germany	5	Annalena BAUER	29 JUN 1994
MEX - Mexico	4	Veronica LOPEZ HERRERA	3 OCT 1990
NED - Netherlands	6	Aafke van LEEUWEN	13 JUL 1992
SWE - Sweden	3	Emma LETTE	19 OCT 2002

Timing and Results provided by  TISSOT





Round Robin Summary

As of FRI 15 JUL 2022


Pool Round - Pool A

Rank	Country Code	Name	GER	FRA	SWE	Matches	Won	Points For	Points Against	Points Difference	Remark
1	GER	Annalena BAUER	-	11	14	2	2	25	4	21	Q
2	FRA	Chloe LALANDE	4	-	8	2	1	12	19	-7	Q
3	SWE	Emma LETTE	0	8	-	2	0	8	22	-14	

Pool Round - Pool B

Rank	Country Code	Name	DEN	NED	MEX	Matches	Won	Points For	Points Against	Points Difference	Remark
1	DEN	Liva TANZER	-	6	0	2	2	6	5	1	Q
2	NED	Aafke van LEEUWEN	5	-	0	2	1	5	6	-1	Q
3	MEX	Veronica LOPEZ HERRERA	0	0	-	2	0	0	0	0	

Legend:
Q Qualified

Timing and Results provided by  **TISSOT**





Tournament Summary

As of FRI 15 JUL 2022

Pool Round - Pool A

Rank	Country Code	Name	GER	FRA	SWE	Matches	Won	Points For	Points Against	Points Difference	Remark
1	GER	Annalena BAUER	-	11	14	2	2	25	4	21	Q
2	FRA	Chloe LALANDE	4	-	8	2	1	12	19	-7	Q
3	SWE	Emma LETTE	0	8	-	2	0	8	22	-14	

Pool Round - Pool B

Rank	Country Code	Name	DEN	NED	MEX	Matches	Won	Points For	Points Against	Points Difference	Remark
1	DEN	Liva TANZER	-	6	0	2	2	6	5	1	Q
2	NED	Aafke van LEEUWEN	5	-	0	2	1	5	6	-1	Q
3	MEX	Veronica LOPEZ HERRERA	0	0	-	2	0	0	0	0	

Semifinals

Finals

A BAUER (GER)	PTS	17	Match 243	A BAUER (GER)	PTS	14
A van LEEUWEN (NED)	11					
L TANZER (DEN)	0	Match 244	C LALANDE (FRA)	7		
C LALANDE (FRA)	FUI		14			
				A van LEEUWEN (NED)	5	Match 58
				L TANZER (DEN)	6	

MEDALLISTS		
Gold	A BAUER	GER
Silver	C LALANDE	FRA
Bronze	L TANZER	DEN

Initial Name (Country)	XXX	Victory type	<table border="1"> <tr> <th colspan="2">Victory types</th> </tr> <tr> <td>SUB Win by Submission</td> <td>RDC Win by Referee Decision</td> </tr> <tr> <td>PTS Win by Points</td> <td>RDP Win by Random Pick</td> </tr> <tr> <td>RSC Win by Referee Stops Contest</td> <td>INJ Win by Injury</td> </tr> <tr> <td>ADV Win by Advantages</td> <td>DI Official Doctor Intervention</td> </tr> <tr> <td>PNT Win by Penalties</td> <td>OWO Win by Opponent Walk Over</td> </tr> <tr> <td></td> <td>DSQ Win by Disqualification</td> </tr> </table>	Victory types		SUB Win by Submission	RDC Win by Referee Decision	PTS Win by Points	RDP Win by Random Pick	RSC Win by Referee Stops Contest	INJ Win by Injury	ADV Win by Advantages	DI Official Doctor Intervention	PNT Win by Penalties	OWO Win by Opponent Walk Over		DSQ Win by Disqualification
Victory types																	
SUB Win by Submission	RDC Win by Referee Decision																
PTS Win by Points	RDP Win by Random Pick																
RSC Win by Referee Stops Contest	INJ Win by Injury																
ADV Win by Advantages	DI Official Doctor Intervention																
PNT Win by Penalties	OWO Win by Opponent Walk Over																
	DSQ Win by Disqualification																
Technical points	NN																

Legend: DSQ Disqualified Q Qualified

Timing and Results provided by TISSOT






Medallists

As of FRI 15 JUL 2022

Medal	Name	Country
GOLD	Annalena BAUER	GER - Germany
SILVER	Chloe LALANDE	FRA - France
BRONZE	Liva TANZER	DEN - Denmark

Timing and Results provided by  TISSOT





Results

As of FRI 15 JUL 2022

MATCH NUMBER 58 - TATAMI 1

Color	Name	Country Code	1 pt Ippon	2 pts Ippon	3 pts Ippon	Wazaari	Shido	Chui	Result	Winner
Red	Aafke van LEEUWEN	NED	0	0	0	5	2	1	5	
Blue	Liva TANZER	DEN	0	0	0	6	2	0	6	X

Officials

Name	Function
Van CAMPENHOUT Benny Adolf Hortense (BEL)	Mat Referee

WINNER Liva TANZER (DEN)	BOUT DURATION 4:39
------------------------------------	------------------------------

PTS	Win by Points
-----	---------------

Legend: pt points pts points

Timing and Results provided by **TISSOT**



Results

As of FRI 15 JUL 2022

MATCH NUMBER 64 - TATAMI 1

Color	Name	Country Code	1 pt Ippon	2 pts Ippon	3 pts Ippon	Wazaari	Shido	Chui	Result	Winner
Red	Annalena BAUER	GER	4	0	0	6	0	0	14	X
Blue	Chloe LALANDE	FRA	2	0	2	3	0	0	7	

Officials

Name	Function
Azzedine AMJAHID (BEL)	Mat Referee

WINNER Annalena BAUER (GER)	BOUT DURATION 6:37
---------------------------------------	------------------------------

PTS	Win by Points
-----	---------------

Legend:
pt points pts points

Timing and Results provided by **TISSOT**



Results

As of FRI 15 JUL 2022


MATCH NUMBER 243 - TATAMI 2

Color	Name	Country Code	1 pt Ippon	2 pts Ippon	3 pts Ippon	Wazaari	Shido	Chui	Result	Winner
Red	Annalena BAUER	GER	3	0	0	7	1	0	17	X
Blue	Aafke van LEEUWEN	NED	2	2	2	7	4	0	11	

WINNER Annalena BAUER (GER)	BOUT DURATION 11:53
---------------------------------------	-------------------------------

PTS	Win by Points
-----	---------------

Legend:	pt points	pts points
----------------	-----------	------------

Timing and Results provided by  TISSOT



BIRMINGHAM

Greater Birmingham Convention & Visitors Bureau



REGIONS



Protective



BlueCross BlueShield of Alabama





Results

As of FRI 15 JUL 2022


MATCH NUMBER 244 - TATAMI 2

Color	Name	Country Code	1 pt Ippon	2 pts Ippon	3 pts Ippon	Wazaari	Shido	Chui	Result	Winner
Red	Liva TANZER	DEN	0	0	0	0	1	0	0	
Blue	Chloe LALANDE	FRA	0	0	0	14	0	0	14	X

WINNER Chloe LALANDE (FRA)	BOUT DURATION 4:25
--------------------------------------	------------------------------

FUI	Win by Full Ippon
-----	-------------------

Legend: pt points	pts points
-----------------------------	------------

Timing and Results provided by 



Results

As of FRI 15 JUL 2022

MATCH NUMBER 216 - TATAMI 2

Color	Name	Country Code	1 pt Ippon	2 pts Ippon	3 pts Ippon	Wazaari	Shido	Chui	Result	Winner
Red	Liva TANZER	DEN	0	0	0	0	0	0	0	X
Blue	Veronica LOPEZ HERRERA	MEX	0	0	0	0	0	0	0	

WINNER	BOUT DURATION
Liva TANZER (DEN)	0:00

OWO	Win by Opponent Walk Over
-----	---------------------------

Legend: pt points pts points

Timing and Results provided by 



Results

As of FRI 15 JUL 2022


MATCH NUMBER 220 - TATAMI 2

Color	Name	Country Code	1 pt Ippon	2 pts Ippon	3 pts Ippon	Wazaari	Shido	Chui	Result	Winner
Red	Liva TANZER	DEN	2	0	0	2	1	0	6	X
Blue	Aafke van LEEUWEN	NED	2	0	2	1	2	0	5	

WINNER	BOUT DURATION
Liva TANZER (DEN)	5:51

PTS	Win by Points

Legend:
pt points pts points

Timing and Results provided by  TISSOT



Results

As of FRI 15 JUL 2022


MATCH NUMBER 224 - TATAMI 2

Color	Name	Country Code	1 pt Ippon	2 pts Ippon	3 pts Ippon	Wazaari	Shido	Chui	Result	Winner
Red	Veronica LOPEZ HERRERA	MEX	0	0	0	0	0	0	0	
Blue	Aafke van LEEUWEN	NED	0	0	0	0	0	0	0	X


WINNER Aafke van LEEUWEN (NED)	BOUT DURATION 0:00
--	------------------------------

OWO	Win by Opponent Walk Over
-----	---------------------------

Legend: DSQ Disqualified	pt points	pts points
------------------------------------	-----------	------------

Timing and Results provided by  TISSOT





Results

As of FRI 15 JUL 2022


MATCH NUMBER 215 - TATAMI 2

Color	Name	Country Code	1 pt Ippon	2 pts Ippon	3 pts Ippon	Wazaari	Shido	Chui	Result	Winner
Red	Chloe LALANDE	FRA	2	0	0	2	0	0	8	X
Blue	Emma LETTE	SWE	4	1	4	0	1	0	8	

WINNER Chloe LALANDE (FRA)	BOUT DURATION 6:25
--------------------------------------	------------------------------

PTS	Win by Points
-----	---------------

Legend: pt points pts points
--

Timing and Results provided by  **TISSOT**

JJIWFIGHT70-----GPA-000100--_C73A 1.0

Report Created FRI 15 JUL 2022 10:54

Page 1 / 1




Results

As of FRI 15 JUL 2022

MATCH NUMBER 219 - TATAMI 2

Color	Name	Country Code	1 pt Ippon	2 pts Ippon	3 pts Ippon	Wazaari	Shido	Chui	Result	Winner
Red	Chloe LALANDE	FRA	1	0	0	0	0	0	4	
Blue	Annalena BAUER	GER	4	1	4	3	0	0	11	X

WINNER Annalena BAUER (GER)	BOUT DURATION 6:46
---------------------------------------	------------------------------

PTS	Win by Points
------------	---------------

Legend: pt points pts points



Results

As of FRI 15 JUL 2022


MATCH NUMBER 223 - TATAMI 2

Color	Name	Country Code	1 pt Ippon	2 pts Ippon	3 pts Ippon	Wazaari	Shido	Chui	Result	Winner
Red	Emma LETTE	SWE	0	0	0	0	0	0	0	
Blue	Annalena BAUER	GER	0	0	0	14	0	0	14	X

WINNER Annalena BAUER (GER)	BOUT DURATION 5:38
---------------------------------------	------------------------------

FUI	Win by Full Ippon
-----	-------------------

Legend: pt points	pts points
-----------------------------	------------

Timing and Results provided by  TISSOT





Ju-Jitsu

Women's 48kg Ne-Waza






Entry List by Event

As of THU 14 JUL 2022

Country	Bib Number	Name	Date of Birth
CAN - Canada	5	Vicky HOANG	15 APR 1991
GER - Germany	1	Irina BRODSKI	9 AUG 1985
SGP - Singapore	3	May Yong TEH	27 OCT 1993
THA - Thailand	6	Kanjutha PHATTARABOONSORN	14 JUN 1996
UAE - United Arab Emirates	4	Balqees Abdulkareem ABDOH ABDULLA	12 APR 2004
UKR - Ukraine	2	Oleksandra RUSETSKA	13 MAR 1996

Timing and Results provided by  TISSOT





Round Robin Summary

As of FRI 15 JUL 2022


Pool Round - Pool A

Rank	Country Code	Name	CAN	GER	SGP	Matches	Won	Points For	Points Against	Points Difference	Remark
1	CAN	Vicky HOANG	-	28	25	2	2	53	2	51	Q
2	GER	Irina BRODSKI	2	-	14	2	1	16	28	-12	Q
3	SGP	May Yong TEH	0	0	-	2	0	0	39	-39	

Pool Round - Pool B

Rank	Country Code	Name	THA	UKR	UAE	Matches	Won	Points For	Points Against	Points Difference	Remark
1	THA	Kanjutha PHATTARABOONSORN	-	14	14	2	2	28	0	28	Q
2	UKR	Oleksandra RUSSETSKA	0	-	14	2	1	14	14	0	Q
3	UAE	Balqees Abdulkareem ABDOH ABDULLA	0	0	-	2	0	0	28	-28	

Legend:
Q Qualified

Timing and Results provided by  TISSOT





Tournament Summary

As of FRI 15 JUL 2022

Pool Round - Pool A

Rank	Country Code	Name	CAN	GER	SGP	Matches	Won	Points For	Points Against	Points Difference	Remark
1	CAN	Vicky HOANG	-	28	25	2	2	53	2	51	Q
2	GER	Irina BRODSKI	2	-	14	2	1	16	28	-12	Q
3	SGP	May Yong TEH	0	0	-	2	0	0	39	-39	

Pool Round - Pool B

Rank	Country Code	Name	THA	UKR	UAE	Matches	Won	Points For	Points Against	Points Difference	Remark
1	THA	Kanjutha PHATTARABOONSORN	-	14	14	2	2	28	0	28	Q
2	UKR	Oleksandra RUSETSKA	0	-	14	2	1	14	14	0	Q
3	UAE	Balqees Abdulkareem ABDOH ABDULLA	0	0	-	2	0	0	28	-28	

Semifinals

Finals

V HOANG (CAN)	SUB	14	Match 45	V HOANG (CAN)	PTS	13	Match 70	V HOANG (CAN)
O RUSETSKA (UKR)		0		K PHATTARAB. (THA)	PTS	4		I BRODSKI (GER)
K PHATTARAB. (THA)	PTS	4	Match 46	I BRODSKI (GER)		0	Match 49	I BRODSKI (GER)
I BRODSKI (GER)		0		O RUSETSKA (UKR)		0		I BRODSKI (GER)
				I BRODSKI (GER)	PTS	12		

MEDALLISTS

Gold	V HOANG	CAN
Silver	K PHATTARAB.	THA
Bronze	I BRODSKI	GER

Initial Name (Country)	XXX	Victory type	
	NN		
Technical points			

Victory types	
SUB Win by Submission	RDC Win by Referee Decision
PTS Win by Points	RDP Win by Random Pick
RSC Win by Referee Stops Contest	INJ Win by Injury
ADV Win by Advantages	DIW Official Doctor Intervention
PNT Win by Penalties	O/WO Win by Opponent Walk Over
	DSQ Win by Disqualification

Timing and Results provided by TISSOT






Medallists

As of FRI 15 JUL 2022

Medal	Name	Country
GOLD	Vicky HOANG	CAN - Canada
SILVER	Kanjutha PHATTARABOONSORN	THA - Thailand
BRONZE	Irina BRODSKI	GER - Germany

Timing and Results provided by  TISSOT





Results

As of FRI 15 JUL 2022

MATCH NUMBER 49 - Tatami 1


Color	Name	Countr Code	Advantage	Penalty	Points				Winner
					2	3	4	Total	
Red	Oleksandra RUSSETKA	UKR	0	0	0	0	0	0	
Blue	Irina BRODSKI	GER	0	0	1	2	1	12	X

Officials

Name	Function
Kangwon BYOEN (KOR)	Mat Referee

WINNER Irina BRODSKI (GER)	BOUT DURATION 6:28
--------------------------------------	------------------------------

PTS	Win by Points
-----	---------------

Timing and Results provided by  TISSOT





Results

As of FRI 15 JUL 2022

MATCH NUMBER 70 - Tatami 1


Color	Name	Countr Code	Advantage	Penalty	Points				Winner
					2	3	4	Total	
Red	Vicky HOANG	CAN	3	0	3	1	1	13	X
Blue	Kanjutha PHATTARABOONSORN	THA	0	0	0	1	0	3	

Officials

Name	Function
MUNFARED I Seena Ebrahim Abdulla (BRN)	Mat Referee

WINNER Vicky HOANG (CAN)	BOUT DURATION 7:40
------------------------------------	------------------------------

PTS	Win by Points
-----	---------------

Timing and Results provided by  TISSOT





Results

As of FRI 15 JUL 2022

MATCH NUMBER 45 - Tatami 1

Color	Name	Countr Code	Advantage	Penalty	Points				Winner
					2	3	4	Total	
Red	Vicky HOANG	CAN	3	0	1	1	1	14	X
Blue	Oleksandra RUSSETKA	UKR	0	0	1	0	0	0	

WINNER Vicky HOANG (CAN)	BOUT DURATION 3:19
------------------------------------	------------------------------

SUB	Win by Submission
-----	-------------------





Results

As of FRI 15 JUL 2022

MATCH NUMBER 46 - Tatami 1

Color	Name	Countr Code	Advantage	Penalty	Points				Winner
					2	3	4	Total	
Red	Kanjutha PHATTARABOONSORN	THA	2	0	0	0	1	4	X
Blue	Irina BRODSKI	GER	0	0	0	0	0	0	

WINNER Kanjutha PHATTARABOONSORN (THA)	BOUT DURATION 9:00
--	------------------------------

PTS	Win by Points
-----	---------------





Results

As of FRI 15 JUL 2022

MATCH NUMBER 14 - Tatami 1

Color	Name	Countr Code	Advantage	Penalty	Points				Winner
					2	3	4	Total	
Red	Oleksandra RUSETSKA	UKR	0	0	0	0	0	14	X
Blue	Balqees Abdulkareem ABDOH ABDULLA	UAE	0	0	1	0	0	0	

WINNER Oleksandra RUSETSKA (UKR)	BOUT DURATION 2:51
--	------------------------------

SUB	Win by Submission
-----	-------------------





Results

As of FRI 15 JUL 2022

MATCH NUMBER 18 - Tatami 1

Color	Name	Countr Code	Advantage	Penalty	Points				Winner
					2	3	4	Total	
Red	Oleksandra RUSSETKA	UKR	0	0	0	0	0	0	
Blue	Kanjutha PHATTARABOONSORN	THA	1	0	0	1	0	14	X

WINNER Kanjutha PHATTARABOONSORN (THA)	BOUT DURATION 2:39
--	------------------------------

SUB	Win by Submission
-----	-------------------





Results


As of FRI 15 JUL 2022

MATCH NUMBER 22 - Tatami 1

Color	Name	Countr Code	Advantage	Penalty	Points				Winner
					2	3	4	Total	
Red	Balqees Abdulkareem ABDOH ABDULLA	UAE	0	0	1	0	0	0	
Blue	Kanjutha PHATTARABOONSORN	THA	1	0	0	0	0	14	X

WINNER Kanjutha PHATTARABOONSORN (THA)	BOUT DURATION 2:36
--	------------------------------

SUB	Win by Submission
-----	-------------------

Timing and Results provided by  TISSOT





Results

As of FRI 15 JUL 2022

MATCH NUMBER 13 - Tatami 1

Color	Name	Countr Code	Advantage	Penalty	Points				Winner
					2	3	4	Total	
Red	Irina BRODSKI	GER	5	0	0	2	2	14	X
Blue	May Yong TEH	SGP	0	0	0	0	0	0	

WINNER Irina BRODSKI (GER)	BOUT DURATION 6:25
--------------------------------------	------------------------------

PTS	Win by Points
-----	---------------





Results


As of FRI 15 JUL 2022

MATCH NUMBER 17 - Tatami 1

Color	Name	Countr Code	Advantage	Penalty	Points				Winner
					2	3	4	Total	
Red	Irina BRODSKI	GER	1	0	1	0	0	2	
Blue	Vicky HOANG	CAN	0	0	2	4	3	28	X

WINNER Vicky HOANG (CAN)	BOUT DURATION 6:11
------------------------------------	------------------------------

PTS	Win by Points
-----	---------------

Timing and Results provided by  TISSOT





Results

As of FRI 15 JUL 2022

MATCH NUMBER 21 - Tatami 1

Color	Name	Countr Code	Advantage	Penalty	Points				Winner
					2	3	4	Total	
Red	May Yong TEH	SGP	0	0	0	0	0	0	
Blue	Vicky HOANG	CAN	3	0	2	3	3	25	X

WINNER Vicky HOANG (CAN)	BOUT DURATION 6:28
------------------------------------	------------------------------

PTS	Win by Points
-----	---------------





Ju-Jitsu

Women's 57kg Ne-Waza






Entry List by Event

As of THU 14 JUL 2022

Country	Bib Number	Name	Date of Birth
COL - Colombia	4	Margarita Rosa CAMPOS OBANDO	27 DEC 1990
FRA - France	1	Laurence FOUILLAT	7 AUG 1981
ISR - Israel	6	Meshy ROSENFELD	30 APR 2000
KAZ - Kazakhstan	2	Galina DUVANOVA	14 FEB 1999
PHI - Philippines	5	Ramirez ANNIE	25 NOV 1990
USA - United States of America	3	Ashley MATAN	9 MAR 1998

Timing and Results provided by  TISSOT





Round Robin Summary

As of FRI 15 JUL 2022


Pool Round - Pool A

Rank	Country Code	Name	PHI	FRA	USA	Matches	Won	Points For	Points Against	Points Difference	Remark
1	PHI	Ramirez ANNIE	-	3	14	2	2	17	0	17	Q
2	FRA	Laurence FOUILLAT	0	-	14	2	1	14	3	11	Q
3	USA	Ashley MATAN	0	0	-	2	0	0	28	-28	

Pool Round - Pool B

Rank	Country Code	Name	ISR	KAZ	COL	Matches	Won	Points For	Points Against	Points Difference	Remark
1	ISR	Meshy ROSENFELD	-	18	14	2	2	32	0	32	Q
2	KAZ	Galina DUVANOVA	0	-	14	2	1	14	18	-4	Q
3	COL	Margarita Rosa CAMPOS OBANDO	0	0	-	2	0	0	28	-28	

Legend:
Q Qualified

Timing and Results provided by  TISSOT



Tournament Summary

As of FRI 15 JUL 2022

Pool Round - Pool A

Rank	Country Code	Name	PHI	FRA	USA	Matches	Won	Points For	Points Against	Points Difference	Remark
1	PHI	Ramirez ANNIE	-	3	14	2	2	17	0	17	Q
2	FRA	Laurence FOUILLAT	0	-	14	2	1	14	3	11	Q
3	USA	Ashley MATAN	0	0	-	2	0	0	28	-28	

Pool Round - Pool B

Rank	Country Code	Name	ISR	KAZ	COL	Matches	Won	Points For	Points Against	Points Difference	Remark
1	ISR	Meshy ROSENFELD	-	18	14	2	2	32	0	32	Q
2	KAZ	Galina DUVANOVA	0	-	14	2	1	14	18	-4	Q
3	COL	Margarita Rosa CAMPOS OBANDO	0	0	-	2	0	0	28	-28	

Semifinals

Finals

R ANNIE (PHI)

2	Match 37	ADV	2

G DUVANOVA (KAZ)

M ROSENFELD (ISR)

10	Match 38	PTS	0

L FOUILLAT (FRA)

0	Match 71	RDC	0

R ANNIE (PHI)

0	Match 50	SUB	14


L FOUILLAT (FRA)

MEDALLISTS

Gold	M ROSENFELD	ISR
Silver	G DUVANOVA	KAZ
Bronze	L FOUILLAT	FRA

Initial Name (Country)	XXX	Victory type	
	NN		
Technical points			

Victory types	
SUB Win by Submission	RDC Win by Referee Decision
PTS Win by Points	RDP Win by Random Pick
RSC Win by Referee Stops Contest	INJ Win by Injury
ADV Win by Advantages	DI Official Doctor Intervention
PNT Win by Penalties	OWO Win by Opponent Walk Over
	DSQ Win by Disqualification


Timing and Results provided by 



Medallists

As of FRI 15 JUL 2022

Medal	Name	Country
GOLD	Meshy ROSENFELD	ISR - Israel
SILVER	Galina DUVANOVA	KAZ - Kazakhstan
BRONZE	Laurence FOUILLAT	FRA - France

Timing and Results provided by  TISSOT





Results

As of FRI 15 JUL 2022

MATCH NUMBER 50 - Tatami 1

Color	Name	Countr Code	Advantage	Penalty	Points				Winner
					2	3	4	Total	
Red	Ramirez ANNIE	PHI	0	0	0	0	0	0	
Blue	Laurence FOUILLAT	FRA	0	0	1	1	0	14	X

Officials

Name	Function
MUNFARED I Seena Ebrahim Abdulla (BRN)	Mat Referee

WINNER Laurence FOUILLAT (FRA)	BOUT DURATION 5:32
--	------------------------------

SUB	Win by Submission
-----	-------------------





Results

As of FRI 15 JUL 2022

MATCH NUMBER 71 - Tatami 1

Color	Name	Countr Code	Advantage	Penalty	Points				Winner
					2	3	4	Total	
Red	Galina DUVANOVA	KAZ	0	1	0	0	0	0	
Blue	Meshy ROSENFELD	ISR	0	1	0	0	0	0	X

Officials

Name	Function
ODSUREN Bold-Erdene (MGL)	Mat Referee

WINNER Meshy ROSENFELD (ISR)	BOUT DURATION 6:32
--	------------------------------

RDC	Win by Referee Decision
-----	-------------------------





Results

As of FRI 15 JUL 2022

MATCH NUMBER 37 - Tatami 1

Color	Name	Countr Code	Advantage	Penalty	Points				Winner
					2	3	4	Total	
Red	Ramirez ANNIE	PHI	0	0	1	0	0	2	
Blue	Galina DUVANOVA	KAZ	2	0	1	0	0	2	X

WINNER Galina DUVANOVA (KAZ)	BOUT DURATION 6:43
--	------------------------------

ADV	Win by Advantages
-----	-------------------





Results

As of FRI 15 JUL 2022

MATCH NUMBER 38 - Tatami 1

Color	Name	Countr Code	Advantage	Penalty	Points				Winner
					2	3	4	Total	
Red	Meshy ROSENFELD	ISR	2	2	0	2	1	10	X
Blue	Laurence FOUILLAT	FRA	1	1	0	0	0	0	

WINNER Meshy ROSENFELD (ISR)	BOUT DURATION 7:05
--	------------------------------

PTS	Win by Points
-----	---------------





Results

As of FRI 15 JUL 2022

MATCH NUMBER 26 - Tatami 1

Color	Name	Countr Code	Advantage	Penalty	Points			Total	Winner
					2	3	4		
Red	Galina DUVANOVA	KAZ	1	0	1	0	0	14	X
Blue	Margarita Rosa CAMPOS OBANDO	COL	0	0	0	0	0	0	

WINNER Galina DUVANOVA (KAZ)	BOUT DURATION 1:18
--	------------------------------

SUB	Win by Submission
-----	-------------------





Results

As of FRI 15 JUL 2022

MATCH NUMBER 30 - Tatami 1

Color	Name	Countr Code	Advantage	Penalty	Points				Winner
					2	3	4	Total	
Red	Galina DUVANOVA	KAZ	0	0	0	0	0	0	
Blue	Meshy ROSENFELD	ISR	1	0	0	2	3	18	X

WINNER Meshy ROSENFELD (ISR)	BOUT DURATION 6:32
--	------------------------------

PTS	Win by Points
-----	---------------





Results

As of FRI 15 JUL 2022

MATCH NUMBER 34 - Tatami 1

Color	Name	Countr Code	Advantage	Penalty	Points				Winner
					2	3	4	Total	
Red	Margarita Rosa CAMPOS OBANDO	COL	0	0	0	0	0	0	
Blue	Meshy ROSENFELD	ISR	0	0	0	0	0	14	X

WINNER Meshy ROSENFELD (ISR)	BOUT DURATION 0:51
--	------------------------------

SUB	Win by Submission
-----	-------------------





Results

As of FRI 15 JUL 2022

MATCH NUMBER 25 - Tatami 1

Color	Name	Countr Code	Advantage	Penalty	Points				Winner
					2	3	4	Total	
Red	Laurence FOUILLAT	FRA	0	0	1	0	1	14	X
Blue	Ashley MATAN	USA	0	0	0	0	0	0	

WINNER Laurence FOUILLAT (FRA)	BOUT DURATION 2:00
--	------------------------------

SUB	Win by Submission
-----	-------------------





Results

As of FRI 15 JUL 2022

MATCH NUMBER 29 - Tatami 1

Color	Name	Countr Code	Advantage	Penalty	Points				Winner
					2	3	4	Total	
Red	Laurence FOUILLAT	FRA	1	0	0	0	0	0	
Blue	Ramirez ANNIE	PHI	1	0	0	1	0	3	X

WINNER Ramirez ANNIE (PHI)	BOUT DURATION 6:29
--------------------------------------	------------------------------

PTS	Win by Points
-----	---------------





Results

As of FRI 15 JUL 2022

MATCH NUMBER 33 - Tatami 1

Color	Name	Countr Code	Advantage	Penalty	Points				Winner
					2	3	4	Total	
Red	Ashley MATAN	USA	0	0	0	0	0	0	
Blue	Ramirez ANNIE	PHI	0	0	0	0		14	X

WINNER Ramirez ANNIE (PHI)	BOUT DURATION 2:17
--------------------------------------	------------------------------

SUB	Win by Submission
-----	-------------------





Ju-Jitsu

Women's 63kg Ne-Waza






Entry List by Event

As of THU 14 JUL 2022

Country	Bib Number	Name	Date of Birth
ISR - Israel	6	Rony NISIMIAN	2 JUN 2000
SLO - Slovenia	1	Maja POVSNAR	8 JUN 1994
THA - Thailand	2	Orapa SENATHAM	3 MAY 1992
UAE - United Arab Emirates	4	Shamma ALKALBANI	10 APR 2003
UKR - Ukraine	5	Bogdana GOLUB	6 JUN 1992
USA - United States of America	3	Tainara WEIDGENAND	7 SEP 1995

Timing and Results provided by  TISSOT





Round Robin Summary

As of FRI 15 JUL 2022


Pool Round - Pool A

Rank	Country Code	Name	SLO	UKR	USA	Matches	Won	Points For	Points Against	Points Difference	Remark
1	SLO	Maja POVSNAR	-	0	14	2	2	14	0	14	Q
2	UKR	Bogdana GOLUB	0	-	14	2	1	14	0	14	Q
3	USA	Tainara WEIDGENAND	0	0	-	2	0	0	28	-28	

Pool Round - Pool B

Rank	Country Code	Name	ISR	UAE	THA	Matches	Won	Points For	Points Against	Points Difference	Remark
1	ISR	Rony NISIMAN	-	0	14	2	2	14	0	14	Q
2	UAE	Shamma ALKALBANI	0	-	6	2	1	6	0	6	Q
3	THA	Orapa SENATHAM	0	0	-	2	0	0	20	-20	

Legend:
Q Qualified

Timing and Results provided by 





Tournament Summary

As of FRI 15 JUL 2022

Pool Round - Pool A

Rank	Country Code	Name	SLO	UKR	USA	Matches	Won	Points For	Points Against	Points Difference	Remark
1	SLO	Maja POVSNAR	-	0	14	2	2	14	0	14	Q
2	UKR	Bogdana GOLUB	0	-	14	2	1	14	0	14	Q
3	USA	Tainara WEIDGENAND	0	0	-	2	0	0	28	-28	

Pool Round - Pool B

Rank	Country Code	Name	ISR	UAE	THA	Matches	Won	Points For	Points Against	Points Difference	Remark
1	ISR	Rony NISIMIAN	-	0	14	2	2	14	0	14	Q
2	UAE	Shamma ALKALBANI	0	-	6	2	1	6	0	6	Q
3	THA	Orapa SENATHAM	0	0	-	2	0	0	20	-20	

Semifinals


Finals

M POVSNAR (SLO)	SUB	14	Match 39	M POVSNAR (SLO)	SUB	14
S ALKALBANI (UAE)		0				
R NISIMIAN (ISR)	RDC	0	Match 40	R NISIMIAN (ISR)		0
B GOLUB (UKR)		0				
				S ALKALBANI (UAE)	RDC	2
				B GOLUB (UKR)		2
						Match 51

MEDALLISTS		
Gold	M POVSNAR	SLO
Silver	R NISIMIAN	ISR
Bronze	S ALKALBANI	UAE

Initial Name (Country)	XXX	Victory type	
	NN		
Technical points			

Victory types	
SUB Win by Submission	RDC Win by Referee Decision
PTS Win by Points	RDP Win by Random Pick
RSC Win by Referee Stops Contest	INJ Win by Injury
ADV Win by Advantages	DI Official Doctor Intervention
PNT Win by Penalties	OWO Win by Opponent Walk Over
	DSQ Win by Disqualification


Timing and Results provided by 



Medallists

As of FRI 15 JUL 2022

Medal	Name	Country
GOLD	Maja POVSNAR	SLO - Slovenia
SILVER	Rony NISIMIAN	ISR - Israel
BRONZE	Shamma ALKALBANI	UAE - United Arab Emirates

Timing and Results provided by  TISSOT





Results

As of FRI 15 JUL 2022

MATCH NUMBER 51 - Tatami 1


Color	Name	Countr Code	Advantage	Penalty	Points				Winner
					2	3	4	Total	
Red	Shamma ALKALBANI	UAE	1	0	1	0	0	2	X
Blue	Bogdana GOLUB	UKR	1	0	1	0	0	2	

Officials

Name	Function
Aslan OSPANOV (KAZ)	Mat Referee

WINNER Shamma ALKALBANI (UAE)	BOUT DURATION 6:37
---	------------------------------

RDC	Win by Referee Decision
-----	-------------------------

Timing and Results provided by 





Results

As of FRI 15 JUL 2022

MATCH NUMBER 72 - Tatami 1


Color	Name	Countr Code	Advantage	Penalty	Points				Winner
					2	3	4	Total	
Red	Maja POVSNAR	SLO	1	2	0	0	0	14	X
Blue	Rony NISIMIAN	ISR	1	0	0	0	0	0	

Officials

Name	Function
MUNFARED I Seena Ebrahim Abdulla (BRN)	Mat Referee

WINNER Maja POVSNAR (SLO)	BOUT DURATION 5:29
-------------------------------------	------------------------------

SUB	Win by Submission
-----	-------------------

Timing and Results provided by 



Results


As of FRI 15 JUL 2022

MATCH NUMBER 39 - Tatami 1

Color	Name	Countr Code	Advantage	Penalty	Points				Winner
					2	3	4	Total	
Red	Maja POVSNAR	SLO	2	0	3	0	0	14	X
Blue	Shamma ALKALBANI	UAE	2	0	1	0	0	0	

WINNER Maja POVSNAR (SLO)	BOUT DURATION 4:27
-------------------------------------	------------------------------

SUB	Win by Submission
-----	-------------------

Timing and Results provided by 





Results


As of FRI 15 JUL 2022

MATCH NUMBER 40 - Tatami 1

Color	Name	Countr Code	Advantage	Penalty	Points				Winner
					2	3	4	Total	
Red	Rony NISIMIAN	ISR	2	0	0	0	0	0	X
Blue	Bogdana GOLUB	UKR	2	0	0	0	0	0	

WINNER Rony NISIMIAN (ISR)	BOUT DURATION 6:48
--------------------------------------	------------------------------

RDC	Win by Referee Decision
-----	-------------------------

Timing and Results provided by 





Results

As of FRI 15 JUL 2022

MATCH NUMBER 28 - Tatami 1

Color	Name	Countr Code	Advantage	Penalty	Points				Winner
					2	3	4	Total	
Red	Orapa SENATHAM	THA	0	0	0	0	0	0	
Blue	Shamma ALKALBANI	UAE	1	0	1	0	1	6	X

WINNER Shamma ALKALBANI (UAE)	BOUT DURATION 6:44
---	------------------------------

PTS	Win by Points
-----	---------------





Results

As of FRI 15 JUL 2022

MATCH NUMBER 32 - Tatami 1

Color	Name	Countr Code	Advantage	Penalty	Points				Winner
					2	3	4	Total	
Red	Orapa SENATHAM	THA	0	0	0	0	0	0	
Blue	Rony NISIMIAN	ISR	0	0	0	0	0	14	X

WINNER Rony NISIMIAN (ISR)	BOUT DURATION 0:35
--------------------------------------	------------------------------

SUB	Win by Submission
-----	-------------------





Results

As of FRI 15 JUL 2022

MATCH NUMBER 36 - Tatami 1

Color	Name	Countr Code	Advantage	Penalty	Points				Winner
					2	3	4	Total	
Red	Shamma ALKALBANI	UAE	3	1	0	0	0	0	
Blue	Rony NISIMIAN	ISR	4	0	0	0	0	0	X

WINNER Rony NISIMIAN (ISR)	BOUT DURATION 10:09
--------------------------------------	-------------------------------

ADV	Win by Advantages
-----	-------------------





Results

As of FRI 15 JUL 2022

MATCH NUMBER 27 - Tatami 1

Color	Name	Countr Code	Advantage	Penalty	Points				Winner
					2	3	4	Total	
Red	Maja POVSNAR	SLO	0	0	0	0	0	14	X
Blue	Tainara WEIDGENAND	USA	0	0	0	0	0	0	

WINNER Maja POVSNAR (SLO)	BOUT DURATION 0:56
-------------------------------------	------------------------------

SUB	Win by Submission
-----	-------------------



Results

As of FRI 15 JUL 2022

MATCH NUMBER 31 - Tatami 1

Color	Name	Countr Code	Advantage	Penalty	Points				Winner
					2	3	4	Total	
Red	Maja POVSNAR	SLO	1	0	0	0	0	0	X
Blue	Bogdana GOLUB	UKR	0	0	0	0	0	0	

WINNER Maja POVSNAR (SLO)	BOUT DURATION 6:21
-------------------------------------	------------------------------

ADV	Win by Advantages
-----	-------------------





Results

As of FRI 15 JUL 2022

MATCH NUMBER 35 - Tatami 1

Color	Name	Countr Code	Advantage	Penalty	Points				Winner
					2	3	4	Total	
Red	Tainara WEIDGENAND	USA	0	1	0	0	0	0	
Blue	Bogdana GOLUB	UKR	0	0	0	0	0	14	X

WINNER Bogdana GOLUB (UKR)	BOUT DURATION 1:31
--------------------------------------	------------------------------

SUB	Win by Submission
-----	-------------------





Ju-Jitsu

Women's Open Ne-Waza






Entry List by Event

As of FRI 15 JUL 2022

Country	Name	Date of Birth
HUN - Hungary	Tereza CORDEIRO de SOUZA	2 JUL 1980
ISR - Israel	Rony NISIMIAN Meshy ROSENFELD	2 JUN 2000 30 APR 2000
KAZ - Kazakhstan	Galina DUVANOVA	14 FEB 1999
UAE - United Arab Emirates	Shamma ALKALBANI	10 APR 2003
UKR - Ukraine	Bogdana GOLUB Oleksandra RUSSETSKA	6 JUN 1992 13 MAR 1996
USA - United States of America	Tainara WEIDGENAND	7 SEP 1995

Timing and Results provided by  TISSOT

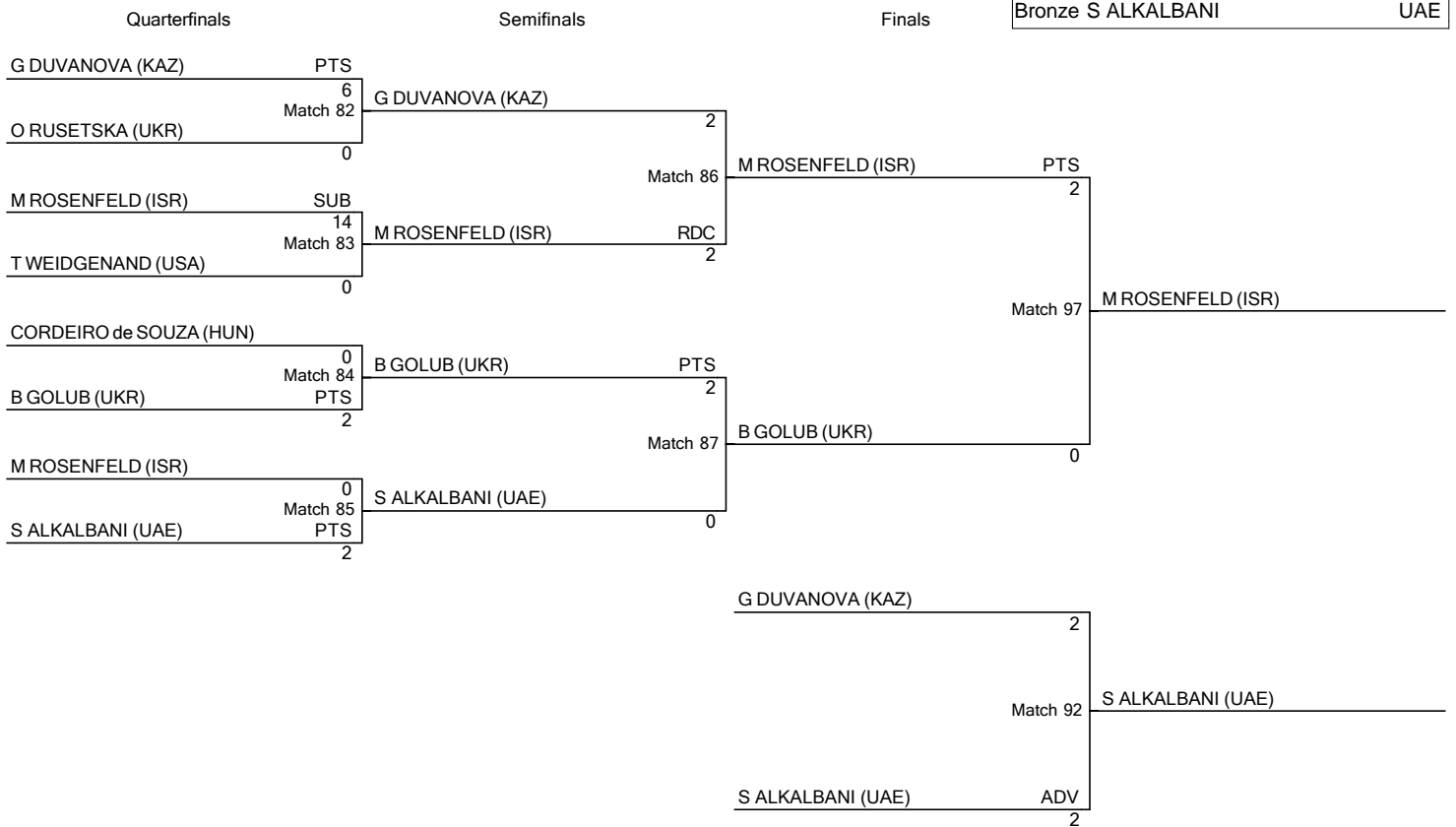




Competition Sheet

As of SAT 16 JUL 2022

MEDALLISTS		
Gold	M ROSENFELD	ISR
Silver	B GOLUB	UKR
Bronze	S ALKALBANI	UAE



Initial Name (Country)	XXX	Victory type	
	NN		
Technical points			

Victory types	
SUB Win by Submission	RDC Win by Referee Decision
PTS Win by Points	INJ Win by Injury
ADV Win by Advantages	OWO Win by Opponent Walk Over
DSQ Win by Disqualification	

Timing and Results provided by TISSOT






Medallists

As of SAT 16 JUL 2022

Medal	Name	Country
GOLD	Meshy ROSENFELD	ISR - Israel
SILVER	Bogdana GOLUB	UKR - Ukraine
BRONZE	Shamma ALKALBANI	UAE - United Arab Emirates

Timing and Results provided by  TISSOT





Results

As of SAT 16 JUL 2022
MATCH NUMBER 92 - Tatami 1

Color	Name	Countr Code	Advantage	Penalty	Points				Winner
					2	3	4	Total	
Red	Galina DUVANOVA	KAZ	1	0	1	0	0	2	
Blue	Shamma ALKALBANI	UAE	2	0	1	0	0	2	X

Officials

Name	Function
ODSUREN Bold-Erdene (MGL)	Mat Referee

WINNER Shamma ALKALBANI (UAE)	BOUT DURATION 6:48
---	------------------------------

ADV	Win by Advantages
-----	-------------------



Results

As of SAT 16 JUL 2022
MATCH NUMBER 97 - Tatami 1

Color	Name	Countr Code	Advantage	Penalty	Points				Winner
					2	3	4	Total	
Red	Meshy ROSENFELD	ISR	0	0	1	0	0	2	X
Blue	Bogdana GOLUB	UKR	1	0	0	0	0	0	

Officials

Name	Function
Obaid Kamis Ali SAEED ALKAABI (UAE)	Mat Referee

WINNER Meshy ROSENFELD (ISR)	BOUT DURATION 7:11
--	------------------------------

PTS	Win by Points
-----	---------------



Results

As of SAT 16 JUL 2022

MATCH NUMBER 86 - Tatami 1

Color	Name	Countr Code	Advantage	Penalty	Points				Winner
					2	3	4	Total	
Red	Galina DUVANOVA	KAZ	0	1	1	0	0	2	
Blue	Meshy ROSENFELD	ISR	0	1	1	0	0	2	X

WINNER Meshy ROSENFELD (ISR)	BOUT DURATION 6:34
--	------------------------------

RDC	Win by Referee Decision
-----	-------------------------





Results


As of SAT 16 JUL 2022

MATCH NUMBER 87 - Tatami 1

Color	Name	Countr Code	Advantage	Penalty	Points				Winner
					2	3	4	Total	
Red	Bogdana GOLUB	UKR	3	0	1	0	0	2	X
Blue	Shamma ALKALBANI	UAE	0	0	0	0	0	0	

WINNER Bogdana GOLUB (UKR)	BOUT DURATION 7:38
--------------------------------------	------------------------------

PTS	Win by Points
-----	---------------

Timing and Results provided by  **TISSOT**





Results


As of SAT 16 JUL 2022

MATCH NUMBER 82 - Tatami 1

Color	Name	Countr Code	Advantage	Penalty	Points				Winner
					2	3	4	Total	
Red	Galina DUVANOVA	KAZ	2	0	1	0	1	6	X
Blue	Oleksandra RUSSETSKA	UKR	0	0	0	0	0	0	

WINNER Galina DUVANOVA (KAZ)	BOUT DURATION 6:36
--	------------------------------

PTS	Win by Points
-----	---------------

Timing and Results provided by  TISSOT





Results

As of SAT 16 JUL 2022
MATCH NUMBER 83 - Tatami 1

Color	Name	Countr Code	Advantage	Penalty	Points				Winner
					2	3	4	Total	
Red	Meshy ROSENFELD	ISR	1	0	0	2	3	14	X
Blue	Tainara WEIDGENAND	USA	0	0	0	0	0	0	

WINNER Meshy ROSENFELD (ISR)	BOUT DURATION 4:56
--	------------------------------

SUB	Win by Submission
-----	-------------------





Results


As of SAT 16 JUL 2022

MATCH NUMBER 84 - Tatami 1

Color	Name	Countr Code	Advantage	Penalty	Points				Winner
					2	3	4	Total	
Red	Tereza CORDEIRO de SOUZA	HUN	0	0	0	0	0	0	
Blue	Bogdana GOLUB	UKR	2	0	1	0	0	2	X

WINNER Bogdana GOLUB (UKR)	BOUT DURATION 6:24
--------------------------------------	------------------------------

PTS	Win by Points
-----	---------------

Timing and Results provided by  TISSOT





Results

As of SAT 16 JUL 2022

MATCH NUMBER 85 - Tatami 1

Color	Name	Countr Code	Advantage	Penalty	Points				Winner
					2	3	4	Total	
Red	Meshy ROSENFELD	ISR	1	0	0	0	0	0	
Blue	Shamma ALKALBANI	UAE	0	0	1	0	0	2	X

WINNER Shamma ALKALBANI (UAE)	BOUT DURATION 6:46
---	------------------------------

PTS	Win by Points
-----	---------------





Ju-Jitsu

Mixed Duo






Entry List by Event

As of FRI 15 JUL 2022

Country	Name	Gender	Date of Birth
BEL - Belgium	Charis Jessy V GRAVENSTEYN	Female	7 FEB 1997
	Ian LODENS	Male	5 JUN 1998
GER - Germany	Julia PASZKIEWICZ	Female	6 JAN 1996
	Johannes TOURBESLIS	Male	20 OCT 1994
MNE - Montenegro	Lidija CAKOVIC	Female	9 JUN 1996
	Stefan VUKOTIC	Male	19 AUG 1994
ROU - Romania	Genoveva DOBRE	Female	1 JUN 1986
	Ionut Costin DOBRE	Male	27 MAY 1986
SUI - Switzerland	JOKL Sofia Hannah	Female	23 NOV 1983
	Thomas SCHOENENBERGER	Male	23 JUN 1985
THA - Thailand	Warawut SAENGSRIRUANG	Male	10 FEB 2003
	Lalita YUENNAN	Female	9 AUG 2000

Timing and Results provided by  TISSOT





Round Robin Summary

As of SAT 16 JUL 2022


Pool Round - Pool A

Rank	Country Code	Name	SUI	GER	MNE	Matches	Won	Points For	Points Against	Points Difference	Remark
1	SUI	Switzerland	-	67	70	2	2	137	136	2	Q
2	GER	Germany	66.5	-	69	2	1	136	136	0	Q
3	MNE	Montenegro	69	68.5	-	2	0	138	139	-2	

Pool Round - Pool B

Rank	Country Code	Name	THA	BEL	ROU	Matches	Won	Points For	Points Against	Points Difference	Remark
1	THA	Thailand	-	72	70	2	2	142	136	7	Q
2	BEL	Belgium	69.5	-	72	2	1	142	140	2	Q
3	ROU	Romania	66	67.5	-	2	0	134	142	-9	

Legend:
Q Qualified

Timing and Results provided by 





Tournament Summary

As of SAT 16 JUL 2022

Pool Round - Pool A

Rank	Country Code	Name	SUI	GER	MNE	Matches	Won	Points For	Points Against	Points Difference	Remark
1	SUI	Switzerland	-	67	70	2	2	137	136	2	Q
2	GER	Germany	66.5	-	69	2	1	136	136	0	Q
3	MNE	Montenegro	69	68.5	-	2	0	138	139	-2	

Pool Round - Pool B

Rank	Country Code	Name	THA	BEL	ROU	Matches	Won	Points For	Points Against	Points Difference	Remark
1	THA	Thailand	-	72	70	2	2	142	136	7	Q
2	BEL	Belgium	69.5	-	72	2	1	142	140	2	Q
3	ROU	Romania	66	67.5	-	2	0	134	142	-9	

Semifinals

Finals

MEDALLISTS


Gold	Thailand	THA
Silver	Belgium	BEL
Bronze	Switzerland	SUI

Switzerland (SUI)	69.5	Belgium (BEL)	74.5	Thailand (THA)
Belgium (BEL)	71.5		75	
Thailand (THA)	72.5	Thailand (THA)	75	Switzerland (SUI)
Germany (GER)	68.5		71.5	
Switzerland (SUI)	72	Switzerland (SUI)	71.5	
Germany (GER)	71.5			

Initial Name (Country)	XXX	Victory type	Technical points
	NN		

Victory types	
SUB Win by Submission	RDC Win by Referee Decision
PTS Win by Points	RDP Win by Random Pick
RSC Win by Referee Stops Contest	INJ Win by Injury
ADV Win by Advantages	DIV Official Doctor Intervention
PNT Win by Penalties	OWO Win by Opponent Walk Over
	DSQ Win by Disqualification

Legend:
Q Qualified


Timing and Results provided by 



Medallists

As of SAT 16 JUL 2022

Medal	Country	Name
GOLD	THA - Thailand	Warawut SAENGSRIRUANG Lalita YUENNAN
SILVER	BEL - Belgium	Charis Jessy V GRAVENSTEYN Ian LODENS
BRONZE	SUI - Switzerland	JOKL Sofia Hannah Thomas SCHOENENBERGER

Timing and Results provided by  TISSOT





Results


As of SAT 16 JUL 2022

MATCH NUMBER 88 - TATAMI A

Color	Name	Countr Code	Result	Winner
Red	Switzerland JOKL Sofia Hannah Thomas SCHOENENBERGER	SUI	72	X
Blue	Germany Julia PASZKIEWICZ Johannes TOURBESLIS	GER	71.5	

Officials

Name	Function
Van CAMPENHOUT Benny Adolf Hortense (BEL)	Mat Referee

Timing and Results provided by  TISSOT






Results

As of SAT 16 JUL 2022
MATCH NUMBER 93 - TATAMI A

Color	Name	Countr Code	Result	Winner
Red	Belgium Charis Jessy V GRAVENSTEYN Ian LODENS	BEL	74.5	
Blue	Thailand Lalita YUENNAN Warawut SAENGSRIRUANG	THA	75	X

Officials

Name	Function
Jose Carlos DOMINGUEZ (USA)	Mat Referee

Timing and Results provided by  TISSOT






Results

As of SAT 16 JUL 2022

MATCH NUMBER 267 - TATAMI A

Color	Name	Countr Code	Result	Winner
Red	Switzerland JOKL Sofia Hannah Thomas SCHOENENBERGER	SUI	69.5	
Blue	Belgium Charis Jessy V GRAVENSTEYN Ian LODENS	BEL	71.5	X

Timing and Results provided by  **TISSOT**



BIRMINGHAM

Greater Birmingham Convention & Visitors Bureau



REGIONS



Protective



BlueCross BlueShield of Alabama






Results

As of SAT 16 JUL 2022

MATCH NUMBER 268 - TATAMI A

Color	Name	Countr Code	Result	Winner
Red	Thailand Lalita YUENNAN Warawut SAENGSRIUANG	THA	72.5	X
Blue	Germany Julia PASZKIEWICZ Johannes TOURBESLIS	GER	68.5	

Timing and Results provided by  TISSOT






Results

As of SAT 16 JUL 2022

MATCH NUMBER 250 - TATAMI B

Color	Name	Countr Code	Result	Winner
Red	Thailand Lalita YUENNAN Warawut SAENGSIRUANG	THA	70	X
Blue	Romania Genoveva DOBRE Ionut Costin DOBRE	ROU	66	

Timing and Results provided by  TISSOT






Results

As of SAT 16 JUL 2022

MATCH NUMBER 256 - TATAMI B

Color	Name	Countr Code	Result	Winner
Red	Thailand Lalita YUENNAN Warawut SAENGSIRUANG	THA	72	X
Blue	Belgium Charis Jessy V GRAVENSTEYN Ian LODENS	BEL	69.5	

Timing and Results provided by  **TISSOT**






Results

As of SAT 16 JUL 2022

MATCH NUMBER 262 - TATAMI B

Color	Name	Countr Code	Result	Winner
Red	Romania Genoveva DOBRE Ionut Costin DOBRE	ROU	67.5	
Blue	Belgium Charis Jessy V GRAVENSTEYN Ian LODENS	BEL	72	X

Timing and Results provided by  TISSOT






Results

As of SAT 16 JUL 2022

MATCH NUMBER 249 - TATAMI B

Color	Name	Countr Code	Result	Winner
Red	Germany Julia PASZKIEWICZ Johannes TOURBESLIS	GER	66.5	
Blue	Switzerland JOKL Sofia Hannah Thomas SCHOENENBERGER	SUI	67	X

Timing and Results provided by  **TISSOT**






Results

As of SAT 16 JUL 2022

MATCH NUMBER 255 - TATAMI B

Color	Name	Countr Code	Result	Winner
Red	Germany Julia PASZKIEWICZ Johannes TOURBESLIS	GER	69	X
Blue	Montenegro Lidija CAKOVIC Stefan VUKOTIC	MNE	68.5	

Timing and Results provided by 






Results

As of SAT 16 JUL 2022

MATCH NUMBER 261 - TATAMI B

Color	Name	Countr Code	Result	Winner
Red	Switzerland JOKL Sofia Hannah Thomas SCHOENENBERGER	SUI	70	X
Blue	Montenegro Lidija CAKOVIC Stefan VUKOTIC	MNE	69	

Timing and Results provided by  TISSOT





Ju-Jitsu

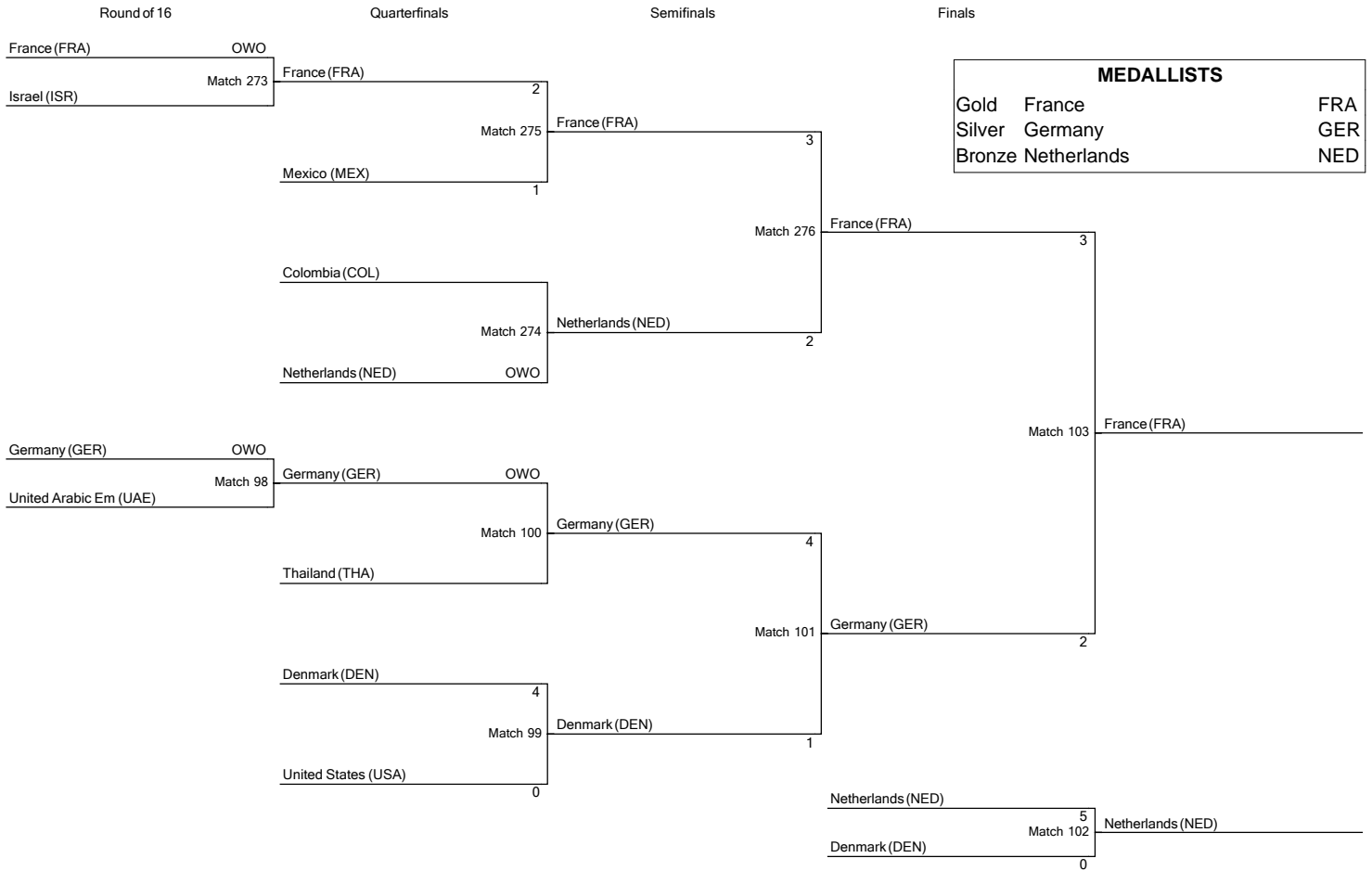
Mixed National Team
Competiton





Brackets

As of SAT 16 JUL 2022



Initial Name (Country)	XXX	Victory type	
	NN		
Technical points			

Victory types	
SUB Win by Submission	RDC Win by Referee Decision
PTS Win by Points	INJ Win by Injury
ADV Win by Advantages	OWO Win by Opponent Walk Over
DSQ Win by Disqualification	

Timing and Results provided by TISSOT






Medallists

As of SAT 16 JUL 2022

GOLD	SILVER	BRONZE
FRA - France Julien MATHIEU Chloe LALANDE Laurence FOUILLAT Juliana FERREIRA Percy KUNSA Valentin BLUMENTAL Sandra BADIE	GER - Germany Julia PASZKIEWICZ Johannes TOURBESLIS Jaschar SALMANOW Simon ATTENBERGER Daniel ZMEEV Lilian WEIKEN Irina BRODSKI Annalena BAUER	NED - Netherlands Lidija CAKOVIC Stefan VUKOTIC Ecco van der VEER Boy VOGELZANG Donny DONKER Genevieve BOGERS Anne van der BRUGGE Aafke van LEEUWEN

Timing and Results provided by  TISSOT





Karate





22	Karate	2190
22.1	Table of Contents	2191
22.2	Competition Schedule	2199
22.3	Number of Entries by Country	2201
22.4	Entry List by Country	2203
22.5	Medallists by Event	2208
22.6	Medal Standings	2209
22.7	Men's Kumite -60kg	2210
22.7.1	Entry List by Event	2211
22.7.2	Tournament Summary	2212
22.7.3	Medallists	2213
22.7.4	Finals	2214
22.7.4.1	Gold Medal Bout #52 Results	2214
22.7.4.2	Bronze Medal Bout #46 Results	2215
22.7.5	Semifinals	2216
22.7.5.1	Bout #41 Results	2216
22.7.5.2	Bout #241 Results	2217
22.7.6	Pool A	2218
22.7.6.1	Bout #25 Results	2218
22.7.6.2	Bout #26 Results	2219
22.7.6.3	Bout #29 Results	2220
22.7.6.4	Bout #30 Results	2221
22.7.6.5	Bout #33 Results	2222
22.7.6.6	Bout #34 Results	2223
22.7.7	Pool B	2224
22.7.7.1	Bout #27 Results	2224
22.7.7.2	Bout #28 Results	2225
22.7.7.3	Bout #31 Results	2226
22.7.7.4	Bout #32 Results	2227
22.7.7.5	Bout #35 Results	2228
22.7.7.6	Bout #36 Results	2229
22.8	Men's Kumite -67kg	2230
22.8.1	Entry List by Event	2231
22.8.2	Tournament Summary	2232
22.8.3	Medallists	2233
22.8.4	Finals	2234
22.8.4.1	Gold Medal Bout #54 Results	2234

RESULTS BOOK

TABLE OF CONTENTS

22.8.4.2	Bronze Medal Bout #48 Results	2235
22.8.5	Semifinals	2236
22.8.5.1	Bout #42 Results	2236
22.8.5.2	Bout #242 Results	2237
22.8.6	Pool A	2238
22.8.6.1	Bout #225 Results	2238
22.8.6.2	Bout #226 Results	2239
22.8.6.3	Bout #229 Results	2240
22.8.6.4	Bout #230 Results	2241
22.8.6.5	Bout #233 Results	2242
22.8.6.6	Bout #234 Results	2243
22.8.7	Pool B	2244
22.8.7.1	Bout #227 Results	2244
22.8.7.2	Bout #228 Results	2245
22.8.7.3	Bout #231 Results	2246
22.8.7.4	Bout #232 Results	2247
22.8.7.5	Bout #235 Results	2248
22.8.7.6	Bout #236 Results	2249
22.9	Men's Kumite -75kg	2250
22.9.1	Entry List by Event	2251
22.9.2	Tournament Summary	2252
22.9.3	Medallists	2253
22.9.4	Finals	2254
22.9.4.1	Gold Medal Bout #101 Results	2254
22.9.4.2	Bronze Medal Bout #95 Results	2255
22.9.5	Semifinals	2256
22.9.5.1	Bout #90 Results	2256
22.9.5.2	Bout #278 Results	2257
22.9.6	Pool A	2258
22.9.6.1	Bout #67 Results	2258
22.9.6.2	Bout #68 Results	2259
22.9.6.3	Bout #71 Results	2260
22.9.6.4	Bout #72 Results	2261
22.9.6.5	Bout #75 Results	2262
22.9.6.6	Bout #76 Results	2263
22.9.7	Pool B	2264
22.9.7.1	Bout #69 Results	2264
22.9.7.2	Bout #70 Results	2265
22.9.7.3	Bout #73 Results	2266
22.9.7.4	Bout #74 Results	2267
22.9.7.5	Bout #77 Results	2268
22.9.7.6	Bout #78 Results	2269
22.10	Men's Kumite -84kg	2270
22.10.1	Entry List by Event	2271

22.10.2	Tournament Summary	2272
22.10.3	Medallists	2273
22.10.4	Finals	2274
22.10.4.1	Gold Medal Bout #103 Results	2274
22.10.4.2	Bronze Medal Bout #97 Results	2275
22.10.5	Semifinals	2276
22.10.5.1	Bout #91 Results	2276
22.10.5.2	Bout #279 Results	2277
22.10.6	Pool A	2278
22.10.6.1	Bout #79 Results	2278
22.10.6.2	Bout #80 Results	2279
22.10.6.3	Bout #82 Results	2280
22.10.6.4	Bout #83 Results	2281
22.10.6.5	Bout #85 Results	2282
22.10.6.6	Bout #86 Results	2283
22.10.7	Pool B	2284
22.10.7.1	Bout #81 Results	2284
22.10.7.2	Bout #84 Results	2285
22.10.7.3	Bout #87 Results	2286
22.11	Men's Kumite +84kg	2287
22.11.1	Entry List by Event	2288
22.11.2	Tournament Summary	2289
22.11.3	Medallists	2290
22.11.4	Finals	2291
22.11.4.1	Gold Medal Bout #105 Results	2291
22.11.4.2	Bronze Medal Bout #99 Results	2292
22.11.5	Semifinals	2293
22.11.5.1	Bout #93 Results	2293
22.11.5.2	Bout #281 Results	2294
22.11.6	Pool A	2295
22.11.6.1	Bout #267 Results	2295
22.11.6.2	Bout #268 Results	2296
22.11.6.3	Bout #270 Results	2297
22.11.6.4	Bout #271 Results	2298
22.11.6.5	Bout #273 Results	2299
22.11.6.6	Bout #274 Results	2300
22.11.7	Pool B	2301
22.11.7.1	Bout #269 Results	2301
22.11.7.2	Bout #272 Results	2302
22.11.7.3	Bout #275 Results	2303
22.12	Men's Kata	2304
22.12.1	Entry List by Event	2305
22.12.2	Tournament Summary	2306
22.12.3	Medallists	2307

RESULTS BOOK

TABLE OF CONTENTS

22.12.4	Finals	2308
22.12.4.1	Gold Medal Bout #49 Results	2308
22.12.4.2	Bronze Medal Bout #43 Results	2309
22.12.5	Semifinals	2310
22.12.5.1	Bout #37 Results	2310
22.12.5.2	Bout #237 Results	2311
22.12.6	Pool A	2312
22.12.6.1	Bout #1 Results	2312
22.12.6.2	Bout #2 Results	2313
22.12.6.3	Bout #5 Results	2314
22.12.6.4	Bout #6 Results	2315
22.12.6.5	Bout #9 Results	2316
22.12.6.6	Bout #10 Results	2317
22.12.7	Pool B	2318
22.12.7.1	Bout #3 Results	2318
22.12.7.2	Bout #4 Results	2319
22.12.7.3	Bout #7 Results	2320
22.12.7.4	Bout #8 Results	2321
22.12.7.5	Bout #11 Results	2322
22.12.7.6	Bout #12 Results	2323
22.13	Women's Kumite -50kg	2324
22.13.1	Entry List by Event	2325
22.13.2	Tournament Summary	2326
22.13.3	Medallists	2327
22.13.4	Finals	2328
22.13.4.1	Gold Medal Bout #51 Results	2328
22.13.4.2	Bronze Medal Bout #45 Results	2329
22.13.5	Semifinals	2330
22.13.5.1	Bout #39 Results	2330
22.13.5.2	Bout #239 Results	2331
22.13.6	Pool A	2332
22.13.6.1	Bout #13 Results	2332
22.13.6.2	Bout #14 Results	2333
22.13.6.3	Bout #17 Results	2334
22.13.6.4	Bout #18 Results	2335
22.13.6.5	Bout #21 Results	2336
22.13.6.6	Bout #22 Results	2337
22.13.7	Pool B	2338
22.13.7.1	Bout #15 Results	2338
22.13.7.2	Bout #16 Results	2339
22.13.7.3	Bout #19 Results	2340
22.13.7.4	Bout #20 Results	2341
22.13.7.5	Bout #23 Results	2342
22.13.7.6	Bout #24 Results	2343

RESULTS BOOK

TABLE OF CONTENTS

22.14	Women's Kumite -55kg	2344
22.14.1	Entry List by Event	2345
22.14.2	Tournament Summary	2346
22.14.3	Medallists	2347
22.14.4	Finals	2348
22.14.4.1	Gold Medal Bout #53 Results	2348
22.14.4.2	Bronze Medal Bout #47 Results	2349
22.14.5	Semifinals	2350
22.14.5.1	Bout #40 Results	2350
22.14.5.2	Bout #240 Results	2351
22.14.6	Pool A	2352
22.14.6.1	Bout #213 Results	2352
22.14.6.2	Bout #214 Results	2353
22.14.6.3	Bout #217 Results	2354
22.14.6.4	Bout #218 Results	2355
22.14.6.5	Bout #221 Results	2356
22.14.6.6	Bout #222 Results	2357
22.14.7	Pool B	2358
22.14.7.1	Bout #215 Results	2358
22.14.7.2	Bout #216 Results	2359
22.14.7.3	Bout #219 Results	2360
22.14.7.4	Bout #220 Results	2361
22.14.7.5	Bout #223 Results	2362
22.14.7.6	Bout #224 Results	2363
22.15	Women's Kumite -61kg	2364
22.15.1	Entry List by Event	2365
22.15.2	Tournament Summary	2366
22.15.3	Medallists	2367
22.15.4	Finals	2368
22.15.4.1	Gold Medal Bout #100 Results	2368
22.15.4.2	Bronze Medal Bout #94 Results	2369
22.15.5	Semifinals	2370
22.15.5.1	Bout #88 Results	2370
22.15.5.2	Bout #276 Results	2371
22.15.6	Pool A	2372
22.15.6.1	Bout #55 Results	2372
22.15.6.2	Bout #56 Results	2373
22.15.6.3	Bout #59 Results	2374
22.15.6.4	Bout #60 Results	2375
22.15.6.5	Bout #63 Results	2376
22.15.6.6	Bout #64 Results	2377
22.15.7	Pool B	2378
22.15.7.1	Bout #57 Results	2378
22.15.7.2	Bout #58 Results	2379

RESULTS BOOK

TABLE OF CONTENTS

22.15.7.3	Bout #61 Results	2380
22.15.7.4	Bout #62 Results	2381
22.15.7.5	Bout #65 Results	2382
22.15.7.6	Bout #66 Results	2383
22.16	Women's Kumite -68kg	2384
22.16.1	Entry List by Event	2385
22.16.2	Tournament Summary	2386
22.16.3	Medallists	2387
22.16.4	Finals	2388
22.16.4.1	Gold Medal Bout #102 Results	2388
22.16.4.2	Bronze Medal Bout #96 Results	2389
22.16.5	Semifinals	2390
22.16.5.1	Bout #89 Results	2390
22.16.5.2	Bout #277 Results	2391
22.16.6	Pool A	2392
22.16.6.1	Bout #243 Results	2392
22.16.6.2	Bout #244 Results	2393
22.16.6.3	Bout #247 Results	2394
22.16.6.4	Bout #248 Results	2395
22.16.6.5	Bout #251 Results	2396
22.16.6.6	Bout #252 Results	2397
22.16.7	Pool B	2398
22.16.7.1	Bout #245 Results	2398
22.16.7.2	Bout #246 Results	2399
22.16.7.3	Bout #249 Results	2400
22.16.7.4	Bout #250 Results	2401
22.16.7.5	Bout #253 Results	2402
22.16.7.6	Bout #254 Results	2403
22.17	Women's Kumite +68kg	2404
22.17.1	Entry List by Event	2405
22.17.2	Tournament Summary	2406
22.17.3	Medallists	2407
22.17.4	Finals	2408
22.17.4.1	Gold Medal Bout #104 Results	2408
22.17.4.2	Bronze Medal Bout #98 Results	2409
22.17.5	Semifinals	2410
22.17.5.1	Bout #92 Results	2410
22.17.5.2	Bout #280 Results	2411
22.17.6	Pool A	2412
22.17.6.1	Bout #255 Results	2412
22.17.6.2	Bout #256 Results	2413
22.17.6.3	Bout #259 Results	2414
22.17.6.4	Bout #260 Results	2415
22.17.6.5	Bout #263 Results	2416

RESULTS BOOK

TABLE OF CONTENTS


22.17.6.6	Bout #264 Results	2417
22.17.7	Pool B	2418
22.17.7.1	Bout #257 Results	2418
22.17.7.2	Bout #258 Results	2419
22.17.7.3	Bout #261 Results	2420
22.17.7.4	Bout #262 Results	2421
22.17.7.5	Bout #265 Results	2422
22.17.7.6	Bout #266 Results	2423
22.18	Women's Kata	2424
22.18.1	Entry List by Event	2425
22.18.2	Tournament Summary	2426
22.18.3	Medallists	2427
22.18.4	Finals	2428
22.18.4.1	Gold Medal Bout #50 Results	2428
22.18.4.2	Bronze Medal Bout #44 Results	2429
22.18.5	Semifinals	2430
22.18.5.1	Bout #38 Results	2430
22.18.5.2	Bout #238 Results	2431
22.18.6	Pool A	2432
22.18.6.1	Bout #201 Results	2432
22.18.6.2	Bout #202 Results	2433
22.18.6.3	Bout #205 Results	2434
22.18.6.4	Bout #206 Results	2435
22.18.6.5	Bout #209 Results	2436
22.18.6.6	Bout #210 Results	2437
22.18.7	Pool B	2438
22.18.7.1	Bout #203 Results	2438
22.18.7.2	Bout #204 Results	2439
22.18.7.3	Bout #207 Results	2440
22.18.7.4	Bout #208 Results	2441
22.18.7.5	Bout #211 Results	2442
22.18.7.6	Bout #212 Results	2443



Competition Schedule

As of FRI 8 JUL 2022

Date	Start Time	Estimated Finish Time	Round / Event	
FRI 8 JUL	10:00	11:36	Women's Kata Elimination	
	10:00	11:36	Men's Kata Elimination	
	11:36	13:12	Women's Kumite -50kg Elimination Round	
	11:36	13:12	Women's Kumite -55kg Elimination Round	
	13:12	14:48	Men's Kumite -60kg Elimination Round	
	13:12	14:48	Men's Kumite -67kg Elimination Round	
	15:15	15:25	Men's Kata Semifinals	
	15:25	15:35	Women's Kata Semifinals	
	15:40	15:50	Women's Kumite -50kg Semifinals	
	15:50	16:00	Women's Kumite -55kg Semifinals	
	16:00	16:10	Men's Kumite -60kg Semifinals	
	16:10	16:20	Men's Kumite -67kg Semifinals	
	17:30	18:50	Men's Kata Finals	
	17:40	19:00	Women's Kata Finals	
	17:55	19:20	Women's Kumite -50kg Final	
	18:05	19:30	Men's Kumite -60kg Final	
	18:15	19:50	Women's Kumite -55kg Final	
	18:25	20:00	Men's Kumite -67kg Final	
	SAT 9 JUL	10:00	11:36	Women's Kumite -61kg Elimination Round
		10:00	11:36	Women's Kumite -68kg Elimination Round
11:36		13:12	Women's Kumite +68kg Elimination Round	
11:36		13:12	Men's Kumite -75kg Elimination Round	
13:12		14:24	Men's Kumite -84kg Elimination Round	
13:12		14:24	Men's Kumite +84kg Elimination Round	
14:30		14:40	Women's Kumite -61kg Semifinals	
14:40		14:50	Women's Kumite -68kg Semifinals	
14:50		15:00	Men's Kumite -75kg Semifinals	
15:00		15:10	Men's Kumite -84kg Semifinals	
15:10		15:20	Women's Kumite +68kg Semifinals	
15:20		15:30	Men's Kumite +84kg Semifinals	
17:00		18:10	Women's Kumite -61kg Final	
17:10		18:20	Men's Kumite -75kg Final	

Timing and Results provided by  TISSOT






Competition Schedule

As of FRI 8 JUL 2022

Date	Start Time	Estimated Finish Time	Round / Event
	17:20	18:40	Women's Kumite -68kg Final
	17:30	18:50	Men's Kumite -84kg Final
	17:40	19:10	Women's Kumite +68kg Final
	17:50	19:20	Men's Kumite +84kg Final

Note:
Please check online for more details and the latest updates.

Timing and Results provided by  **TISSOT**






Number of Entries by Country

As of THU 7 JUL 2022

Country	Women							Men							Total
	Kum. -50kg	Kum. -55kg	Kum. -61kg	Kum. -68kg	Kum. +68kg	Kata	Total	Kum. -60kg	Kum. -67kg	Kum. -75kg	Kum. -84kg	Kum. +84kg	Kata	Total	
ALG - Algeria								1						1	1
AUS - Australia												1		1	1
AUT - Austria				1			1								1
AZE - Azerbaijan				1			1					1	1	2	3
BRA - Brazil		1					1	1	1					2	3
BUL - Bulgaria		1					1								1
CAN - Canada		1	1	1			3								3
CHI - Chile									1		1	1		3	3
CRO - Croatia											1	1		2	2
CZE - Czech Republic					1		1								1
EGY - Egypt		1	1		1	1	4			1	1	1		3	7
ESP - Spain	1				1	1	3					1	1	2	5
FIN - Finland					1		1								1
FRA - France				1			1				1			1	2
GER - Germany	2	1					3								3
GRE - Greece									1					1	1
HKG - Hong Kong, China							1	1							1
HUN - Hungary									1	1				2	2
IRI - Islamic Republic of Iran	1				1		2			1	1	1		3	5
ITA - Italy				1		1	2	1	1	1			1	4	6
JPN - Japan	1						1	2	1				1	2	4
KAZ - Kazakhstan					1		1	1		1				2	3
KUW - Kuwait									1					1	1
LAT - Latvia									1					1	1
LUX - Luxembourg		1					1								1
MAR - Morocco									1		1			2	2
MKD - Republic of North Macedonia										1				1	1
NED - Netherlands			1				1				1			1	2
NZL - New Zealand						1	1								1
PAN - Panama													1	1	1
PER - Peru			1				1								1
PHI - Philippines	1						1								1
SUI - Switzerland				1			1						1	1	2
SVK - Slovakia			1				1								1
SWE - Sweden			1				1								1
TPE - Chinese Taipei	1						1			1				1	2
TUN - Tunisia					1		1								1
UKR - Ukraine	1	1	1	1			4			1		1		2	6
USA - United States of America	1	1	1	1	1	1	6	1	1	1	1	1	1	6	12

Timing and Results provided by 






Number of Entries by Country

As of THU 7 JUL 2022

Country	Women							Men							Total
	Kum. -50kg	Kum. -55kg	Kum. -61kg	Kum. -68kg	Kum. +68kg	Kata	Total	Kum. -60kg	Kum. -67kg	Kum. -75kg	Kum. -84kg	Kum. +84kg	Kata	Total	
UZB - Uzbekistan										1				1	1
VEN - Venezuela	1						1						1	1	2
Total:	41	10	8	8	8	8	8	49	8	8	9	8	9	8	99

Legend:
Kum. Kumite

Timing and Results provided by 






Entry List by Country

As of THU 7 JUL 2022

Coun	Event	Date of Birth
ALG - Algeria		
Helassa AYOUB ANIS	Men's Kumite -60kg	27 AUG 2003
AUS - Australia		
Tielen DANIEL	Men's Kumite +84kg	6 OCT 1997
AUT - Austria		
Alisa BUCHINGER	Women's Kumite -68kg	26 OCT 1992
AZE - Azerbaijan		
Zaretska IRINA	Women's Kumite -68kg	4 MAR 1996
Asiman GURBANLI	Men's Kumite +84kg	10 AUG 1992
Heydarov ROMAN	Men's Kata	24 JAN 1999
BRA - Brazil		
Valeria KUMIZAKI	Women's Kumite -55kg	15 APR 1985
Douglas SANTOS BROSE	Men's Kumite -60kg	11 DEC 1985
Vinicius FIGUEIRA	Men's Kumite -67kg	16 APR 1991
BUL - Bulgaria		
Ivet GORANOVA	Women's Kumite -55kg	6 MAR 2000
CAN - Canada		
Kathryn CAMPBELL	Women's Kumite -55kg	8 AUG 1990
Haya JUMAA	Women's Kumite -61kg	8 NOV 1993
Melissa BRATIC	Women's Kumite -68kg	15 NOV 1999
CHI - Chile		
Camilo VELOZO	Men's Kumite -67kg	2 FEB 1996
Fabian HUAQUIMAN SAEZ	Men's Kumite -84kg	20 JUL 1998
Rodrigo ROJAS	Men's Kumite +84kg	11 JUN 1990
CRO - Croatia		
Ivan KVESIC	Men's Kumite -84kg	13 OCT 1996
Andjelo KVESIC	Men's Kumite +84kg	1 JAN 2001
CZE - Czech Republic		
Martina SACHOVA	Women's Kumite +68kg	17 JUN 2002

Timing and Results provided by  TISSOT



BIRMINGHAM

Greater Birmingham Convention & Visitors Bureau



REGIONS



Protective




BlueCross BlueShield of Alabama



Entry List by Country

As of THU 7 JUL 2022

Coun	Event	Date of Birth
EGY - Egypt		
Ahlam YOUSSEF	Women's Kumite -55kg	5 DEC 1999
Dahab ALI	Women's Kumite -61kg	20 DEC 1999
Menna Shaaban OKILA	Women's Kumite +68kg	25 MAY 2000
Aya Hesham ISMAIL	Women's Kata	12 FEB 1998
Abdalla ABDELAZIZ	Men's Kumite -75kg	29 MAR 1999
Youssef BADAWY	Men's Kumite -84kg	6 AUG 2001
Taha MAHMOUD	Men's Kumite +84kg	20 SEP 2000
ESP - Spain		
Morales Ozuna GEMA	Women's Kumite -50kg	2 NOV 1995
Maria TORRES GARCIA	Women's Kumite +68kg	22 JUL 1997
Sandra SANCHEZ JAIME	Women's Kata	16 SEP 1981
Babacar SECK SAKHO	Men's Kumite +84kg	12 JUN 1998
Damian QUINTERO	Men's Kata	4 JUL 1984
FIN - Finland		
Titta KEINANEN	Women's Kumite +68kg	28 OCT 1993
FRA - France		
Alizee AGIER	Women's Kumite -68kg	7 JUL 1994
Jessie da COSTA	Men's Kumite -84kg	23 JAN 1997
GER - Germany		
Jana MESSERSCHMIDT	Women's Kumite -50kg	1 DEC 1990
Shara HUBRICH	Women's Kumite -50kg	15 SEP 1997
Jana MESSERSCHMIDT	Women's Kumite -55kg	1 DEC 1990
Jasmin JUETTNER	Women's Kata	22 MAY 1993
GRE - Greece		
Xenos DIONYSIOS	Men's Kumite -67kg	5 JUL 1995
HKG - Hong Kong, China		
Mo Sheung Grace LAU	Women's Kata	19 OCT 1991

Timing and Results provided by  **TISSOT**



BIRMINGHAM

Greater Birmingham Convention & Visitors Bureau



REGIONS



Protective




BlueCross BlueShield of Alabama



Entry List by Country

As of THU 7 JUL 2022

Coun	Event	Date of Birth
HUN - Hungary		
Yves Martial TADISSI	Men's Kumite -67kg	26 AUG 1991
Karoly Gabor HARSPATAKI	Men's Kumite -75kg	27 FEB 1996
IRI - Islamic Republic of Iran		
Sara BAHMANYAR	Women's Kumite -50kg	21 MAR 1999
Hamideh ABBASALI	Women's Kumite +68kg	14 MAR 1990
Bahman ASGARI GHONCHEH	Men's Kumite -75kg	21 DEC 1991
Zabiollah POORSHAB	Men's Kumite -84kg	18 JUL 1988
Sajad GANJZADEH	Men's Kumite +84kg	1 APR 1994
ITA - Italy		
Silvia SEMERARO	Women's Kumite -68kg	2 MAY 1996
Carola CASALE	Women's Kata	7 NOV 1998
Angelo CRESCENZO	Men's Kumite -60kg	5 AUG 1993
Luca MARESCA	Men's Kumite -67kg	28 DEC 1993
Luigi BUSA	Men's Kumite -75kg	9 OCT 1987
Mattia BUSATO	Men's Kata	2 FEB 1993
JPN - Japan		
Miho MIYAHARA	Women's Kumite -50kg	3 SEP 1996
Hikaru ONO	Women's Kata	30 AUG 1992
Soichiro NAKANO	Men's Kumite -67kg	2 MAR 1998
Kazumasa MOTO	Men's Kata	24 AUG 1995
KAZ - Kazakhstan		
Sofya BERULTSEVA	Women's Kumite +68kg	6 NOV 2000
Darkhan ASSADILOV	Men's Kumite -60kg	27 AUG 1987
Nurkanat AZHIKANOV	Men's Kumite -75kg	23 FEB 2001
KUW - Kuwait		
Abdullah SHAABAN	Men's Kumite -60kg	12 JUN 1994
LAT - Latvia		
Kalvis KALNINS	Men's Kumite -60kg	16 FEB 1991
LUX - Luxembourg		
Jennifer WARLING	Women's Kumite -55kg	25 MAR 1994

Timing and Results provided by  TISSOT






Entry List by Country

As of THU 7 JUL 2022

Coun	Event	Date of Birth
MAR - Morocco		
Abdel - Ali JINA	Men's Kumite -60kg	13 NOV 2002
Nabil ECH-CHAABI	Men's Kumite -84kg	4 JUN 2001
MKD - Republic of North Macedonia		
Emil PAVLOV	Men's Kumite -67kg	6 APR 1992
NED - Netherlands		
Lynn SNEL	Women's Kumite -61kg	14 MAY 1998
Brian TIMMERMANS	Men's Kumite -84kg	15 SEP 1997
NZL - New Zealand		
Alexandrea Camacho ANACAN	Women's Kata	24 NOV 1990
PAN - Panama		
Hector CENCION	Men's Kata	2 MAR 1999
PER - Peru		
Alexandra GRANDE	Women's Kumite -61kg	5 FEB 1990
PHI - Philippines		
Junna TSUKII	Women's Kumite -50kg	30 SEP 1991
SUI - Switzerland		
Elena QUIRICI	Women's Kumite -68kg	16 FEB 1994
Yuki Matteo UJIHARA	Men's Kata	13 JAN 2001
SVK - Slovakia		
Ingrida SUCHANKOVA	Women's Kumite -61kg	8 FEB 1993
SWE - Sweden		
Anna-Johanna NILSSON	Women's Kumite -61kg	23 AUG 1998
TPE - Chinese Taipei		
Shiau-Shuang GU	Women's Kumite -50kg	7 AUG 1997
Wei-Chun HSU	Men's Kumite -75kg	25 NOV 1991

Timing and Results provided by  TISSOT



BIRMINGHAM

Greater Birmingham Convention & Visitors Bureau



REGIONS



Protective



BlueCross BlueShield of Alabama






Entry List by Country

As of THU 7 JUL 2022

Coun	Event	Date of Birth
TUN - Tunisia		
Cehinez JEMI	Women's Kumite +68kg	29 APR 1997
UKR - Ukraine		
Kryva KATERYNA	Women's Kumite -50kg	6 FEB 1992
Anzhelika TERLIUGA	Women's Kumite -55kg	27 MAR 1992
Anita SEROGINA	Women's Kumite -61kg	16 JAN 1990
Halyna MELNYK	Women's Kumite -68kg	25 FEB 1994
Stanislav HORUNA	Men's Kumite -75kg	1 MAR 1989
Ryzvan TALIBOV	Men's Kumite +84kg	20 JAN 1998
USA - United States of America		
Eva ALEXANDER	Women's Kumite -50kg	26 SEP 1999
Trinity ALLEN	Women's Kumite -55kg	22 FEB 2001
Christina KLINEPETER	Women's Kumite -61kg	18 SEP 1979
Skylar LINGL	Women's Kumite -68kg	11 MAY 2000
Cirrus LINGL	Women's Kumite +68kg	2 NOV 1998
Sakura Emma KOKUMAI	Women's Kata	2 OCT 1992
Frank RUIZ	Men's Kumite -60kg	27 JUN 2002
Josue HERNANDEZ	Men's Kumite -67kg	9 JAN 1999
Thomas Andrew SCOTT	Men's Kumite -75kg	9 JAN 1990
Kamran MADANI	Men's Kumite -84kg	9 SEP 1996
Brian IRR	Men's Kumite +84kg	17 JUL 1988
Gakuji TOZAKI	Men's Kata	15 AUG 1991
UZB - Uzbekistan		
Dostonbek OTABOLAEV	Men's Kumite -75kg	5 NOV 1993
VEN - Venezuela		
Yorgelis SALAZAR	Women's Kumite -50kg	10 NOV 1997
Antonio DIAZ	Men's Kata	12 JUN 1980

Timing and Results provided by 




Medallists by Event

As of SAT 9 JUL 2022

After 12 of 12 Events

Event Name	Date	Medal	Name	Country Code
Women's Kumite -50kg	FRI 8 JUL	GOLD	Junna TSUKII	PHI
		SILVER	Yorgelis SALAZAR	VEN
		BRONZE	Miho MIYAHARA	JPN
Women's Kumite -55kg	FRI 8 JUL	GOLD	Anzhelika TERLIUGA	UKR
		SILVER	Ahlam YOUSSEF	EGY
		BRONZE	Trinity ALLEN	USA
Women's Kumite -61kg	SAT 9 JUL	GOLD	Anita SEROGINA	UKR
		SILVER	Alexandra GRANDE	PER
		BRONZE	Ingrida SUCHANKOVA	SVK
Women's Kumite -68kg	SAT 9 JUL	GOLD	Silvia SEMERARO	ITA
		SILVER	Alisa BUCHINGER	AUT
		BRONZE	Alizee AGIER	FRA
Women's Kumite +68kg	SAT 9 JUL	GOLD	Sofya BERULTSEVA	KAZ
		SILVER	Maria TORRES GARCIA	ESP
		BRONZE	Chehinez JEMI	TUN
Women's Kata	FRI 8 JUL	GOLD	Sandra SANCHEZ JAIME	ESP
		SILVER	Hikaru ONO	JPN
		BRONZE	Mo Sheung Grace LAU	HKG
Men's Kumite -60kg	FRI 8 JUL	GOLD	Helassa AYOUB ANIS	ALG
		SILVER	Douglas SANTOS BROSE	BRA
		BRONZE	Angelo CRESCENZO	ITA
Men's Kumite -67kg	FRI 8 JUL	GOLD	Vinicius FIGUEIRA	BRA
		SILVER	Yves Martial TADISSI	HUN
		BRONZE	Xenos DIONYSIOS	GRE
Men's Kumite -75kg	SAT 9 JUL	GOLD	Abdalla ABDELAZIZ	EGY
		SILVER	Stanislav HORUNA	UKR
		BRONZE	Dostonbek OTABOLAEV	UZB
Men's Kumite -84kg	SAT 9 JUL	GOLD	Youssef BADAWEY	EGY
		SILVER	Nabil ECH-CHAABI	MAR
		BRONZE	Kamran MADANI	USA
Men's Kumite +84kg	SAT 9 JUL	GOLD	Babacar SECK SAKHO	ESP
		SILVER	Andjelo KVESIC	CRO
		BRONZE	Taha MAHMOUD	EGY
Men's Kata	FRI 8 JUL	GOLD	Kazumasa MOTO	JPN
		SILVER	Damian QUINTERO	ESP
		BRONZE	Gakuji TOZAKI	USA

Timing and Results provided by  TISSOT



BIRMINGHAM

Greater Birmingham Convention & Visitors Bureau



REGIONS



Protective



BlueCross BlueShield of Alabama





Medal Standings


As of SAT 9 JUL 2022

After 12 of 12 Events

Rank	Country	Men				Women				Total				Rank by Total
		G	S	B	Tot	G	S	B	Tot	G	S	B	Tot	
1	ESP - Spain	1	1		2	1	1		2	2	2		4	=1
2	EGY - Egypt	2		1	3		1		1	2	1	1	4	=1
3	UKR - Ukraine		1		1	2			2	2	1		3	=3
4	JPN - Japan	1			1		1	1	2	1	1	1	3	=3
5	BRA - Brazil	1	1		2					1	1		2	=6
6	ITA - Italy			1	1	1			1	1		1	2	=6
7	ALG - Algeria	1			1					1			1	=8
7	KAZ - Kazakhstan					1			1	1			1	=8
7	PHI - Philippines					1			1	1			1	=8
10	AUT - Austria						1		1			1	1	=8
10	CRO - Croatia		1		1						1		1	=8
10	HUN - Hungary		1		1						1		1	=8
10	MAR - Morocco		1		1						1		1	=8
10	PER - Peru						1		1		1		1	=8
10	VEN - Venezuela						1		1		1		1	=8
16	USA - United States of America			2	2			1	1			3	3	=3
17	FRA - France							1	1			1	1	=8
17	GRE - Greece			1	1							1	1	=8
17	HKG - Hong Kong, China							1	1			1	1	=8
17	SVK - Slovakia							1	1			1	1	=8
17	TUN - Tunisia							1	1			1	1	=8
17	UZB - Uzbekistan			1	1							1	1	=8
Total:		6	6	6	18	6	6	6	18	12	12	12	36	

Note:
Rank by Total is calculated by the total number of gold, silver and bronze medals.

Legend:
= Equal sign indicates that two or more NOCs share the same rank by total **B** Bronze **G** Gold **S** Silver **Tot.** Total

 Timing and Results provided by 



Karate

Men's Kumite -60kg






Entry List by Event

As of THU 7 JUL 2022

Country	Name	Date of Birth
ALG - Algeria	Helassa AYOUB ANIS	27 AUG 2003
BRA - Brazil	Douglas SANTOS BROSE	11 DEC 1985
ITA - Italy	Angelo CRESCENZO	5 AUG 1993
KAZ - Kazakhstan	Darkhan ASSADILOV	27 AUG 1987
KUW - Kuwait	Abdullah SHAABAN	12 JUN 1994
LAT - Latvia	Kalvis KALNINS	16 FEB 1991
MAR - Morocco	Abdel - Ali JINA	13 NOV 2002
USA - United States of America	Frank RUIZ	27 JUN 2002

Timing and Results provided by  TISSOT

KTEMKUMITE60-----_C32C 1.0

Report Created THU 7 JUL 2022 23:15

Page 1 / 1





Tournament Summary

As of FRI 8 JUL 2022

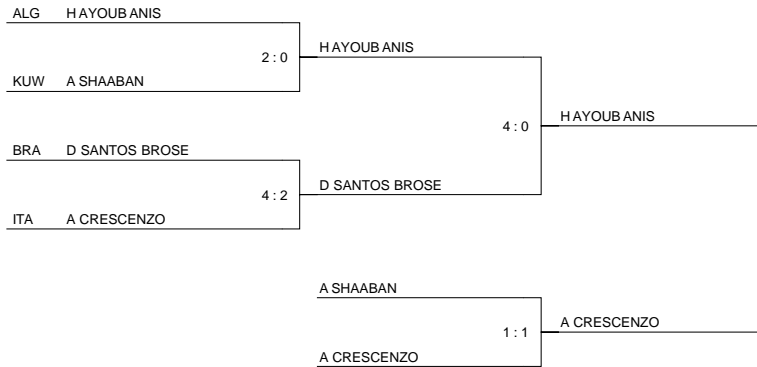
Elimination Round - Pool A

Rank	Country Code	Name	ALG	ITA	KAZ	USA	Bouts	W	D	L	Points	Score			
												Total	Yuko	Waza-ari	Ippon
1	ALG	Helassa AYOUB ANIS	-	1:1	2:5	3:1	3	2	0	1	4	6:7	4:4	1:0	0:1
2	ITA	Angelo CRESCENZO	1:1	-	0:0	5:1	3	1	1	1	3	6:2	4:2	1:0	0:0
3	KAZ	Darkhan ASSADILOV	5:2	0:0	-	0:3	3	1	1	1	3	5:5	2:2	0:0	1:1
4	USA	Frank RUIZ	1:3	1:5	3:0	-	3	1	0	2	2	5:8	2:4	0:2	1:0

Elimination Round - Pool B

Rank	Country Code	Name	BRA	KUW	MAR	LAT	Bouts	W	D	L	Points	Score			
												Total	Yuko	Waza-ari	Ippon
1	BRA	Douglas SANTOS BROSE	-	0:0	6:0	2:0	3	2	1	0	5	8:0	5:0	0:0	1:0
2	KUW	Abdullah SHAABAN	0:0	-	2:0	5:2	3	2	1	0	5	7:2	5:2	1:0	0:0
3	MAR	Abdel - Ali JINA	0:6	0:2	-	5:3	3	1	0	2	2	5:11	5:8	0:0	0:1
4	LAT	Kalvis KALNINS	0:2	2:5	3:5	-	3	0	0	3	0	5:12	5:10	0:1	0:0


Country Code	Name	Semifinals	Medals
--------------	------	------------	--------



Classification	
1	ALG Helassa AYOUB ANIS
2	BRA D SANTOS BROSE
3	ITA Angelo CRESCENZO
4	KUW Abdullah SHAABAN
5	KAZ Darkhan ASSADILOV
7	USA Frank RUIZ
7	LAT Kalvis KALNINS

Note:
 Elimination Round: The top two contestants from each pool qualify to the Semifinals.
 Semifinals and Final: The winner of pool A competes against the second ranked contestant from pool B, and the winner of pool B competes against the second ranked contestant from pool A. The Semifinal winners compete for the gold and silver medals. The Semifinal losers are both awarded bronze medals.

Legend:
 D Bouts drawn L Bouts lost Q Qualified W Bouts won


Timing and Results provided by 



Medallists

As of FRI 8 JUL 2022

Medal	Name	Country
GOLD	Helassa AYOUB ANIS	ALG - Algeria
SILVER	Douglas SANTOS BROSE	BRA - Brazil
BRONZE	Angelo CRESCENZO	ITA - Italy

Timing and Results provided by  TISSOT





Bout Results


As of FRI 8 JUL 2022

Bout Number 52

Helassa AYOUB ANIS (ALG) 4 - 0 Douglas SANTOS BROSE (BRA)
Won by Points

Colour	Name	Country Code	YU	WA	IP	Points	Category 1				Category 2				Winner
							C	K	HC	H	C	K	HC	H	
Red	Helassa AYOUB ANIS	ALG	1	0	1	4					X	X	X		X
Blue	Douglas SANTOS BROSE	BRA	0	0	0	0	X	X							

Legend:							
C	Chukoku	H	Hansoku	HC	Hansoku Chui	IP	Ippon
K	Keikoku	WA	Waza-ari	YU	Yuko		

Timing and Results provided by 





Bout Results


As of FRI 8 JUL 2022

Bout Number 46

Abdullah SHAABAN (KUW) 1 - 1 Angelo CRESCENZO (ITA)
Won by Hantei

Colour	Name	Country Code	YU	WA	IP	Points	Category 1				Category 2				Winner
							C	K	HC	H	C	K	HC	H	
Red	Abdullah SHAABAN	KUW	1	0	0	1									
Blue	Angelo CRESCENZO	ITA	1	0	0	1									X

Legend:							
C	Chukoku	H	Hansoku	HC	Hansoku Chui	IP	Ippon
K	Keikoku	WA	Waza-ari	YU	Yuko		

Timing and Results provided by  TISSOT





Bout Results


As of FRI 8 JUL 2022

Bout Number 41

Helassa AYOUB ANIS (ALG) 2 - 0 Abdullah SHAABAN (KUW)
Won by Points

Colour	Name	Country Code	YU	WA	IP	Points	Category 1				Category 2				Winner
							C	K	HC	H	C	K	HC	H	
Red	Helassa AYOUB ANIS	ALG	2	0	0	2					X	X	X		X
Blue	Abdullah SHAABAN	KUW	0	0	0	0	X	X	X						

Legend:							
C	Chukoku	H	Hansoku	HC	Hansoku Chui	IP	Ippon
K	Keikoku	WA	Waza-ari	YU	Yuko		

Timing and Results provided by  TISSOT



Bout Results

As of FRI 8 JUL 2022


Bout Number 241

Douglas SANTOS BROSE (BRA) 4 - 2 Angelo CRESCENZO (ITA)
Won by Points

Colour	Name	Country Code	YU	WA	IP	Points	Category 1				Category 2				Winner
							C	K	HC	H	C	K	HC	H	
Red	Douglas SANTOS BROSE	BRA	4	0	0	4	X	X							X
Blue	Angelo CRESCENZO	ITA	0	1	0	2					X	X			

Legend:

C	Chukoku	H	Hansoku	HC	Hansoku Chui	IP	Ippon
K	Keikoku	WA	Waza-ari	YU	Yuko		

Timing and Results provided by  TISSOT





Bout Results


As of FRI 8 JUL 2022

Bout Number 25

Darkhan ASSADILOV (KAZ) 0 - 3 Frank RUIZ (USA)
Won by Points

Colour	Name	Country Code	YU	WA	IP	Points	Category 1				Category 2				Winner
							C	K	HC	H	C	K	HC	H	
Red	Darkhan ASSADILOV	KAZ	0	0	0	0					X				
Blue	Frank RUIZ	USA	0	0	1	3					X				X

Legend:							
C	Chukoku	H	Hansoku	HC	Hansoku Chui	IP	Ippon
K	Keikoku	WA	Waza-ari	YU	Yuko		

Timing and Results provided by 





Bout Results


As of FRI 8 JUL 2022

Bout Number 26

Helassa AYOUB ANIS (ALG) 1 - 1 Angelo CRESCENZO (ITA)
Won by Senshu

Colour	Name	Country Code	YU	WA	IP	Points	Category 1				Category 2				Winner
							C	K	HC	H	C	K	HC	H	
Red	Helassa AYOUB ANIS	ALG	1	0	0	1					X	X	X		X
Blue	Angelo CRESCENZO	ITA	1	0	0	1				X					

Legend:							
C	Chukoku	H	Hansoku	HC	Hansoku Chui	IP	Ippon
K	Keikoku	WA	Waza-ari	YU	Yuko		

Timing and Results provided by 



Bout Results


As of FRI 8 JUL 2022

Bout Number 29

Darkhan ASSADILOV (KAZ) 5 - 2 Helassa AYOUB ANIS (ALG)
Won by Points

Colour	Name	Country Code	YU	WA	IP	Points	Category 1				Category 2				Winner	
							C	K	HC	H	C	K	HC	H		
Red	Darkhan ASSADILOV	KAZ	2	0	1	5										X
Blue	Helassa AYOUB ANIS	ALG	2	0	0	2					X	X	X			

Legend:							
C	Chukoku	H	Hansoku	HC	Hansoku Chui	IP	Ippon
K	Keikoku	WA	Waza-ari	YU	Yuko		

Timing and Results provided by 





Bout Results


As of FRI 8 JUL 2022

Bout Number 30

Frank RUIZ (USA) 1 - 5 Angelo CRESCENZO (ITA)
Won by Points

Colour	Name	Country Code	YU	WA	IP	Points	Category 1				Category 2				Winner	
							C	K	HC	H	C	K	HC	H		
Red	Frank RUIZ	USA	1	0	0	1										
Blue	Angelo CRESCENZO	ITA	3	1	0	5										X

Legend:							
C	Chukoku	H	Hansoku	HC	Hansoku Chui	IP	Ippon
K	Keikoku	WA	Waza-ari	YU	Yuko		

Timing and Results provided by 





Bout Results


As of FRI 8 JUL 2022

Bout Number 33

Frank RUIZ (USA) 1 - 3 Helassa AYOUB ANIS (ALG)
Won by Points

Colour	Name	Country Code	YU	WA	IP	Points	Category 1				Category 2				Winner
							C	K	HC	H	C	K	HC	H	
Red	Frank RUIZ	USA	1	0	0	1					X	X			
Blue	Helassa AYOUB ANIS	ALG	1	1	0	3					X	X	X		X

Legend:							
C	Chukoku	H	Hansoku	HC	Hansoku Chui	IP	Ippon
K	Keikoku	WA	Waza-ari	YU	Yuko		

Timing and Results provided by  TISSOT



Bout Results


As of FRI 8 JUL 2022

Bout Number 34

Darkhan ASSADILOV (KAZ) 0 - 0 Angelo CRESCENZO (ITA)
No Winner

Colour	Name	Country Code	YU	WA	IP	Points	Category 1				Category 2				Winner
							C	K	HC	H	C	K	HC	H	
Red	Darkhan ASSADILOV	KAZ	0	0	0	0					X				
Blue	Angelo CRESCENZO	ITA	0	0	0	0					X	X			

Legend:							
C	Chukoku	H	Hansoku	HC	Hansoku Chui	IP	Ippon
K	Keikoku	WA	Waza-ari	YU	Yuko		

Timing and Results provided by  TISSOT





Bout Results


As of FRI 8 JUL 2022

Bout Number 27

Kalvis KALNINS (LAT) 2 - 5 Abdullah SHAABAN (KUW)
Won by Points

Colour	Name	Country Code	YU	WA	IP	Points	Category 1				Category 2				Winner
							C	K	HC	H	C	K	HC	H	
Red	Kalvis KALNINS	LAT	2	0	0	2					X	X	X		
Blue	Abdullah SHAABAN	KUW	3	1	0	5					X	X	X		X

Legend:							
C	Chukoku	H	Hansoku	HC	Hansoku Chui	IP	Ippon
K	Keikoku	WA	Waza-ari	YU	Yuko		

Timing and Results provided by  TISSOT



Bout Results


As of FRI 8 JUL 2022

Bout Number 28

Abdel - Ali JINA (MAR) 0 - 6 Douglas SANTOS BROSE (BRA)
Won by Points

Colour	Name	Country Code	YU	WA	IP	Points	Category 1				Category 2				Winner	
							C	K	HC	H	C	K	HC	H		
Red	Abdel - Ali JINA	MAR	0	0	0	0					X	X				
Blue	Douglas SANTOS BROSE	BRA	3	0	1	6										X

Legend:							
C	Chukoku	H	Hansoku	HC	Hansoku Chui	IP	Ippon
K	Keikoku	WA	Waza-ari	YU	Yuko		

Timing and Results provided by  TISSOT



Bout Results


As of FRI 8 JUL 2022

Bout Number 31

Kalvis KALNINS (LAT) 3 - 5 Abdel - Ali JINA (MAR)
Won by Points

Colour	Name	Country Code	YU	WA	IP	Points	Category 1				Category 2				Winner
							C	K	HC	H	C	K	HC	H	
Red	Kalvis KALNINS	LAT	3	0	0	3	X					X	X	X	
Blue	Abdel - Ali JINA	MAR	5	0	0	5						X	X	X	X

Legend:							
C	Chukoku	H	Hansoku	HC	Hansoku Chui	IP	Ippon
K	Keikoku	WA	Waza-ari	YU	Yuko		

Timing and Results provided by  TISSOT



Bout Results


As of FRI 8 JUL 2022

Bout Number 32

Abdullah SHAABAN (KUW) 0 - 0 Douglas SANTOS BROSE (BRA)
No Winner

Colour	Name	Country Code	YU	WA	IP	Points	Category 1				Category 2				Winner
							C	K	HC	H	C	K	HC	H	
Red	Abdullah SHAABAN	KUW	0	0	0	0					X	X			
Blue	Douglas SANTOS BROSE	BRA	0	0	0	0					X	X			

Legend:							
C	Chukoku	H	Hansoku	HC	Hansoku Chui	IP	Ippon
K	Keikoku	WA	Waza-ari	YU	Yuko		

Timing and Results provided by  TISSOT



BIRMINGHAM

Greater Birmingham Convention & Visitors Bureau



REGIONS



Protective



BlueCross BlueShield of Alabama





Bout Results


As of FRI 8 JUL 2022

Bout Number 35

Abdullah SHAABAN (KUW) 2 - 0 Abdel - Ali JINA (MAR)
Won by Points

Colour	Name	Country Code	YU	WA	IP	Points	Category 1				Category 2				Winner
							C	K	HC	H	C	K	HC	H	
Red	Abdullah SHAABAN	KUW	2	0	0	2					X	X	X		X
Blue	Abdel - Ali JINA	MAR	0	0	0	0					X	X	X		

Legend:							
C	Chukoku	H	Hansoku	HC	Hansoku Chui	IP	Ippon
K	Keikoku	WA	Waza-ari	YU	Yuko		

Timing and Results provided by 





Bout Results


As of FRI 8 JUL 2022

Bout Number 36

Kalvis KALNINS (LAT) 0 - 2 Douglas SANTOS BROSE (BRA)
Won by Points

Colour	Name	Country Code	YU	WA	IP	Points	Category 1				Category 2				Winner
							C	K	HC	H	C	K	HC	H	
Red	Kalvis KALNINS	LAT	0	0	0	0					X	X	X		
Blue	Douglas SANTOS BROSE	BRA	2	0	0	2									X

Legend:							
C	Chukoku	H	Hansoku	HC	Hansoku Chui	IP	Ippon
K	Keikoku	WA	Waza-ari	YU	Yuko		

Timing and Results provided by  TISSOT



Karate

Men's Kumite -67kg






Entry List by Event

As of THU 7 JUL 2022

Country	Name	Date of Birth
BRA - Brazil	Vinicius FIGUEIRA	16 APR 1991
CHI - Chile	Camilo VELOZO	2 FEB 1996
GRE - Greece	Xenos DIONYSIOS	5 JUL 1995
HUN - Hungary	Yves Martial TADISSI	26 AUG 1991
ITA - Italy	Luca MARESCA	28 DEC 1993
JPN - Japan	Soichiro NAKANO	2 MAR 1998
MKD - Republic of North Macedonia	Emil PAVLOV	6 APR 1992
USA - United States of America	Josue HERNANDEZ	9 JAN 1999

Timing and Results provided by  **TISSOT**





Tournament Summary

As of FRI 8 JUL 2022

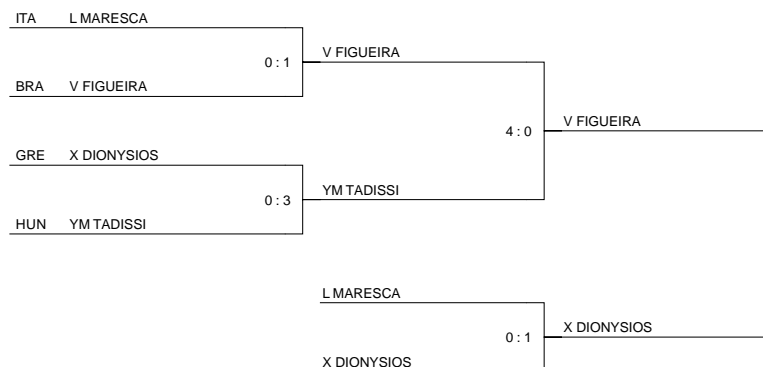
Elimination Round - Pool A

Rank	Country Code	Name	ITA	HUN	CHI	USA	Bouts	W	D	L	Points	Score				
												Total	Yuko	Waza-ari	Ippon	
1	ITA	Luca MARESCA	-	1:0	1:0	9:1	3	3	0	0	6	11:1	3:1	1:0	2:0	Q
2	HUN	Yves Martial TADISSI	0:1	-	6:4	1:0	3	2	0	1	4	7:5	1:2	0:0	2:1	Q
3	CHI	Camilo VELOZO	0:1	4:6	-	1:0	3	1	0	2	2	5:7	2:1	0:0	1:2	
4	USA	Josue HERNANDEZ	1:9	0:1	0:1	-	3	0	0	3	0	1:11	1:3	0:1	0:2	

Elimination Round - Pool B

Rank	Country Code	Name	GRE	BRA	JPN	MKD	Bouts	W	D	L	Points	Score				
												Total	Yuko	Waza-ari	Ippon	
1	GRE	Xenos DIONYSIOS	-	0:0	1:0	6:0	3	2	1	0	5	7:0	4:0	0:0	1:0	Q
2	BRA	Vinicius FIGUEIRA	0:0	-	0:0	4:0	3	1	2	0	4	4:0	1:0	0:0	1:0	Q
3	JPN	Soichiro NAKANO	0:1	0:0	-	4:0	3	1	1	1	3	4:1	1:1	0:0	1:0	
4	MKD	Emil PAVLOV	0:6	0:4	0:4	-	3	0	0	3	0	0:14	0:5	0:0	0:3	

Country Code	Name	Semifinals	Medals
--------------	------	------------	--------




Classification	
1	BRA Vinicius FIGUEIRA
2	HUN Yves Martial TADISSI
3	GRE Xenos DIONYSIOS
4	ITA Luca MARESCA
5	JPN Soichiro NAKANO
6	CHI Camilo VELOZO
7	MKD Emil PAVLOV
8	USA Josue HERNANDEZ

Note:

Elimination Round: The top two contestants from each pool qualify to the Semifinals.
Semifinals and Final: The winner of pool A competes against the second ranked contestant from pool B, and the winner of pool B competes against the second ranked contestant from pool A. The Semifinal winners compete for the gold and silver medals. The Semifinal losers are both awarded bronze medals.

Legend:

D Bouts drawn **L** Bouts lost **Q** Qualified **W** Bouts won


Timing and Results provided by  **TISSOT**



Medallists

As of FRI 8 JUL 2022

Medal	Name	Country
GOLD	Vinicius FIGUEIRA	BRA - Brazil
SILVER	Yves Martial TADISSI	HUN - Hungary
BRONZE	Xenos DIONYSIOS	GRE - Greece

Timing and Results provided by 





Bout Results


As of FRI 8 JUL 2022

Bout Number 54

Vinicius FIGUEIRA (BRA) 4 - 0 Yves Martial TADISSI (HUN)
Won by Points

Colour	Name	Country Code	YU	WA	IP	Points	Category 1				Category 2				Winner
							C	K	HC	H	C	K	HC	H	
Red	Vinicius FIGUEIRA	BRA	1	0	1	4					X	X	X		X
Blue	Yves Martial TADISSI	HUN	0	0	0	0					X				

Legend:							
C	Chukoku	H	Hansoku	HC	Hansoku Chui	IP	Ippon
K	Keikoku	WA	Waza-ari	YU	Yuko		

Timing and Results provided by 





Bout Results


As of FRI 8 JUL 2022

Bout Number 48

Luca MARESCA (ITA) 0 - 1 Xenos DIONYSIOS (GRE)
Won by Points

Colour	Name	Country Code	YU	WA	IP	Points	Category 1				Category 2				Winner
							C	K	HC	H	C	K	HC	H	
Red	Luca MARESCA	ITA	0	0	0	0					X				
Blue	Xenos DIONYSIOS	GRE	1	0	0	1					X				X

Legend:							
C	Chukoku	H	Hansoku	HC	Hansoku Chui	IP	Ippon
K	Keikoku	WA	Waza-ari	YU	Yuko		

Timing and Results provided by 





Bout Results


As of FRI 8 JUL 2022

Bout Number 42

Luca MARESCA (ITA) 0 - 1 Vinicius FIGUEIRA (BRA)
Won by Points

Colour	Name	Country Code	YU	WA	IP	Points	Category 1				Category 2				Winner
							C	K	HC	H	C	K	HC	H	
Red	Luca MARESCA	ITA	0	0	0	0					X	X			
Blue	Vinicius FIGUEIRA	BRA	1	0	0	1					X	X	X		X

Legend:			
C Chukoku	H Hansoku	HC Hansoku Chui	IP Ippon
K Keikoku	WA Waza-ari	YU Yuko	

Timing and Results provided by  TISSOT





Bout Results


As of FRI 8 JUL 2022

Bout Number 242

Xenos DIONYSIOS (GRE) 0 - 3 Yves Martial TADISSI (HUN)
Won by Points

Colour	Name	Country Code	YU	WA	IP	Points	Category 1				Category 2				Winner
							C	K	HC	H	C	K	HC	H	
Red	Xenos DIONYSIOS	GRE	0	0	0	0					X				
Blue	Yves Martial TADISSI	HUN	3	0	0	3					X	X	X		X

Legend:							
C	Chukoku	H	Hansoku	HC	Hansoku Chui	IP	Ippon
K	Keikoku	WA	Waza-ari	YU	Yuko		

Timing and Results provided by  TISSOT





Bout Results


As of FRI 8 JUL 2022

Bout Number 225

Yves Martial TADISSI (HUN) 0 - 1 Luca MARESCA (ITA)
Won by Points

Colour	Name	Country Code	YU	WA	IP	Points	Category 1				Category 2				Winner
							C	K	HC	H	C	K	HC	H	
Red	Yves Martial TADISSI	HUN	0	0	0	0					X	X			
Blue	Luca MARESCA	ITA	1	0	0	1					X	X			X

Legend:							
C	Chukoku	H	Hansoku	HC	Hansoku Chui	IP	Ippon
K	Keikoku	WA	Waza-ari	YU	Yuko		

Timing and Results provided by  TISSOT



Bout Results


As of FRI 8 JUL 2022

Bout Number 226

Josue HERNANDEZ (USA) 0 - 1 Camilo VELOZO (CHI)
Won by Points

Colour	Name	Country Code	YU	WA	IP	Points	Category 1				Category 2				Winner
							C	K	HC	H	C	K	HC	H	
Red	Josue HERNANDEZ	USA	0	0	0	0					X	X			
Blue	Camilo VELOZO	CHI	1	0	0	1					X				X

Legend:							
C	Chukoku	H	Hansoku	HC	Hansoku Chui	IP	Ippon
K	Keikoku	WA	Waza-ari	YU	Yuko		

Timing and Results provided by  TISSOT





Bout Results


As of FRI 8 JUL 2022

Bout Number 229

Yves Martial TADISSI (HUN) 1 - 0 Josue HERNANDEZ (USA)
Won by Points

Colour	Name	Country Code	YU	WA	IP	Points	Category 1				Category 2				Winner	
							C	K	HC	H	C	K	HC	H		
Red	Yves Martial TADISSI	HUN	1	0	0	1					X					X
Blue	Josue HERNANDEZ	USA	0	0	0	0					X					

Legend:							
C	Chukoku	H	Hansoku	HC	Hansoku Chui	IP	Ippon
K	Keikoku	WA	Waza-ari	YU	Yuko		

Timing and Results provided by 





Bout Results


As of FRI 8 JUL 2022

Bout Number 230

Luca MARESCA (ITA) 1 - 0 Camilo VELOZO (CHI)
Won by Points

Colour	Name	Country Code	YU	WA	IP	Points	Category 1				Category 2				Winner	
							C	K	HC	H	C	K	HC	H		
Red	Luca MARESCA	ITA	1	0	0	1					X					X
Blue	Camilo VELOZO	CHI	0	0	0	0										

Legend:							
C	Chukoku	H	Hansoku	HC	Hansoku Chui	IP	Ippon
K	Keikoku	WA	Waza-ari	YU	Yuko		

Timing and Results provided by  TISSOT





Bout Results


As of FRI 8 JUL 2022

Bout Number 233

Luca MARESCA (ITA) 9 - 1 Josue HERNANDEZ (USA)
Won by Points

Colour	Name	Country Code	YU	WA	IP	Points	Category 1				Category 2				Winner	
							C	K	HC	H	C	K	HC	H		
Red	Luca MARESCA	ITA	1	1	2	9										X
Blue	Josue HERNANDEZ	USA	1	0	0	1					X					

Legend:							
C	Chukoku	H	Hansoku	HC	Hansoku Chui	IP	Ippon
K	Keikoku	WA	Waza-ari	YU	Yuko		

Timing and Results provided by  TISSOT



Bout Results


As of FRI 8 JUL 2022

Bout Number 234

Yves Martial TADISSI (HUN) 6 - 4 Camilo VELOZO (CHI)
Won by Points

Colour	Name	Country Code	YU	WA	IP	Points	Category 1				Category 2				Winner
							C	K	HC	H	C	K	HC	H	
Red	Yves Martial TADISSI	HUN	0	0	2	6					X	X	X		X
Blue	Camilo VELOZO	CHI	1	0	1	4					X				

Legend:			
C	Chukoku	H	Hansoku
K	Keikoku	WA	Waza-ari
HC	Hansoku Chui	IP	Ippon
YU	Yuko		

Timing and Results provided by 





Bout Results


As of FRI 8 JUL 2022

Bout Number 227

Soichiro NAKANO (JPN) 0 - 1 Xenos DIONYSIOS (GRE)
Won by Points

Colour	Name	Country Code	YU	WA	IP	Points	Category 1				Category 2				Winner
							C	K	HC	H	C	K	HC	H	
Red	Soichiro NAKANO	JPN	0	0	0	0									
Blue	Xenos DIONYSIOS	GRE	1	0	0	1					X	X	X		X

Legend:							
C	Chukoku	H	Hansoku	HC	Hansoku Chui	IP	Ippon
K	Keikoku	WA	Waza-ari	YU	Yuko		

Timing and Results provided by 



Bout Results


As of FRI 8 JUL 2022

Bout Number 228

Vinicius FIGUEIRA (BRA) 4 - 0 Emil PAVLOV (MKD)
Won by Points

Colour	Name	Country Code	YU	WA	IP	Points	Category 1				Category 2				Winner
							C	K	HC	H	C	K	HC	H	
Red	Vinicius FIGUEIRA	BRA	1	0	1	4					X	X			X
Blue	Emil PAVLOV	MKD	0	0	0	0					X	X			

Legend:							
C	Chukoku	H	Hansoku	HC	Hansoku Chui	IP	Ippon
K	Keikoku	WA	Waza-ari	YU	Yuko		

Timing and Results provided by  TISSOT



Bout Results


As of FRI 8 JUL 2022

Bout Number 231

Soichiro NAKANO (JPN) 0 - 0 Vinicius FIGUEIRA (BRA)
No Winner

Colour	Name	Country Code	YU	WA	IP	Points	Category 1				Category 2				Winner
							C	K	HC	H	C	K	HC	H	
Red	Soichiro NAKANO	JPN	0	0	0	0					X				
Blue	Vinicius FIGUEIRA	BRA	0	0	0	0					X				

Legend:							
C	Chukoku	H	Hansoku	HC	Hansoku Chui	IP	Ippon
K	Keikoku	WA	Waza-ari	YU	Yuko		

Timing and Results provided by  TISSOT



Bout Results


As of FRI 8 JUL 2022

Bout Number 232

Xenos DIONYSIOS (GRE) 6 - 0 Emil PAVLOV (MKD)
Won by Points

Colour	Name	Country Code	YU	WA	IP	Points	Category 1				Category 2				Winner
							C	K	HC	H	C	K	HC	H	
Red	Xenos DIONYSIOS	GRE	3	0	1	6					X	X			X
Blue	Emil PAVLOV	MKD	0	0	0	0									

Legend:							
C	Chukoku	H	Hansoku	HC	Hansoku Chui	IP	Ippon
K	Keikoku	WA	Waza-ari	YU	Yuko		

Timing and Results provided by 



BIRMINGHAM

Greater Birmingham Convention & Visitors Bureau



REGIONS



Protective



BlueCross BlueShield of Alabama





Bout Results


As of FRI 8 JUL 2022

Bout Number 235

Xenos DIONYSIOS (GRE) 0 - 0 Vinicius FIGUEIRA (BRA)
No Winner

Colour	Name	Country Code	YU	WA	IP	Points	Category 1				Category 2				Winner
							C	K	HC	H	C	K	HC	H	
Red	Xenos DIONYSIOS	GRE	0	0	0	0					X	X	X		
Blue	Vinicius FIGUEIRA	BRA	0	0	0	0					X	X	X		

Legend:							
C	Chukoku	H	Hansoku	HC	Hansoku Chui	IP	Ippon
K	Keikoku	WA	Waza-ari	YU	Yuko		

Timing and Results provided by  TISSOT



BIRMINGHAM

Greater Birmingham Convention & Visitors Bureau



REGIONS



Protective



BlueCross BlueShield of Alabama





Bout Results


As of FRI 8 JUL 2022

Bout Number 236

Soichiro NAKANO (JPN) 4 - 0 Emil PAVLOV (MKD)
Won by Points

Colour	Name	Country Code	YU	WA	IP	Points	Category 1				Category 2				Winner
							C	K	HC	H	C	K	HC	H	
Red	Soichiro NAKANO	JPN	1	0	1	4					X	X			X
Blue	Emil PAVLOV	MKD	0	0	0	0					X				

Legend:							
C	Chukoku	H	Hansoku	HC	Hansoku Chui	IP	Ippon
K	Keikoku	WA	Waza-ari	YU	Yuko		

Timing and Results provided by  TISSOT



Karate

Men's Kumite -75kg






Entry List by Event

As of FRI 8 JUL 2022

Country	Name	Date of Birth
BEL - Belgium	Quentin MAHAUDEN	3 DEC 2001
EGY - Egypt	Abdalla ABDELAZIZ	29 MAR 1999
HUN - Hungary	Karoly Gabor HARSPATAKI	27 FEB 1996
KAZ - Kazakhstan	Nurkanat AZHIKANOV	23 FEB 2001
TPE - Chinese Taipei	Wei-Chun HSU	25 NOV 1991
UKR - Ukraine	Stanislav HORUNA	1 MAR 1989
USA - United States of America	Thomas Andrew SCOTT	9 JAN 1990
UZB - Uzbekistan	Dastonbek OTABOLAEV	5 NOV 1993

Timing and Results provided by  TISSOT





Tournament Summary

As of SAT 9 JUL 2022

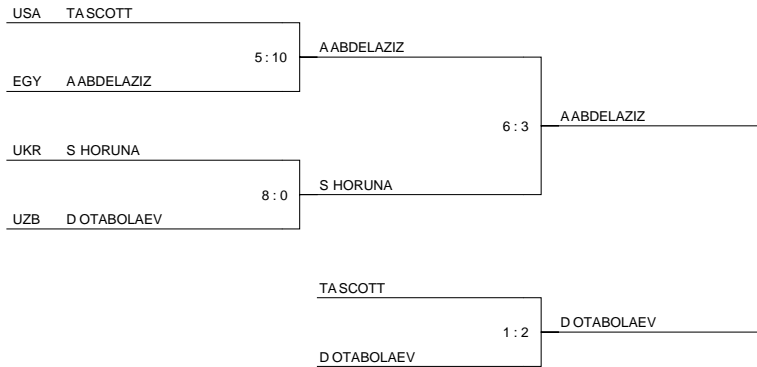
Elimination Round - Pool A

Rank	Country Code	Name	USA	UZB	HUN	TPE	Bouts	W	D	L	Points	Score			
												Total	Yuko	Waza-ari	Ippon
1	USA	Thomas Andrew SCOTT	-	1:1	2:0	3:2	3	2	1	0	5	6:3	4:3	1:0	0:0
2	UZB	Dastonbek OTABOLAEV	1:1	-	2:2	1:1	3	1	2	0	4	4:4	4:4	0:0	0:0
3	HUN	Karoly Gabor HARSPATAKI	0:2	2:2	-	5:1	3	1	0	2	2	7:5	4:5	0:0	1:0
4	TPE	Wei-Chun HSU	2:3	1:1	1:5	-	3	0	1	2	1	4:9	4:4	0:1	0:1

Elimination Round - Pool B

Rank	Country Code	Name	UKR	EGY	KAZ	BEL	Bouts	W	D	L	Points	Score			
												Total	Yuko	Waza-ari	Ippon
1	UKR	Stanislav HORUNA	-	6:5	8:3	2:0	3	3	0	0	6	16:8	7:2	3:0	1:2
2	EGY	Abdalla ABDELAZIZ	5:6	-	5:3	12:4	3	2	0	1	4	22:13	7:3	0:2	5:2
3	KAZ	Nurkanat AZHIKANOV	3:8	3:5	-	5:5	3	0	1	2	1	11:18	2:7	0:1	3:3
4	BEL	Quentin MAHAUDEN	0:2	4:12	5:5	-	3	0	1	2	1	9:19	3:7	0:0	2:4

Country Code	Name	Semifinals	Medals
--------------	------	------------	--------




Classification	
1	EGY Abdalla ABDELAZIZ
2	UKR Stanislav HORUNA
3	UZB Dastonbek OTABOLAEV
4	USA Thomas Andrew SCOTT
5	KAZ Nurkanat AZHIKANOV
6	HUN KG HARSPATAKI
7	BEL Quentin MAHAUDEN
8	TPE Wei-Chun HSU

Note:

Elimination Round: The top two contestants from each pool qualify to the Semifinals.
Semifinals and Final: The winner of pool A competes against the second ranked contestant from pool B, and the winner of pool B competes against the second ranked contestant from pool A. The Semifinal winners compete for the gold and silver medals. The Semifinal losers are both awarded bronze medals.

Legend:

D Bouts drawn L Bouts lost Q Qualified W Bouts won


Timing and Results provided by 



Medallists

As of SAT 9 JUL 2022

Medal	Name	Country
GOLD	Abdalla ABDELAZIZ	EGY - Egypt
SILVER	Stanislav HORUNA	UKR - Ukraine
BRONZE	Dostonbek OTABOLAEV	UZB - Uzbekistan

Timing and Results provided by  TISSOT

KTEMKUMITE75-----_C92A 1.0

Report Created SAT 9 JUL 2022 18:21

Page 1 / 1





Bout Results


As of SAT 9 JUL 2022

Bout Number 101

Abdalla ABDELAZIZ (EGY) 6 - 3 Stanislav HORUNA (UKR)
Won by Points

Colour	Name	Country Code	YU	WA	IP	Points	Category 1				Category 2				Winner
							C	K	HC	H	C	K	HC	H	
Red	Abdalla ABDELAZIZ	EGY	3	0	1	6	X	X	X		X				X
Blue	Stanislav HORUNA	UKR	1	1	0	3	X				X				

Legend:							
C	Chukoku	H	Hansoku	HC	Hansoku Chui	IP	Ippon
K	Keikoku	WA	Waza-ari	YU	Yuko		

Timing and Results provided by 



Bout Results


As of SAT 9 JUL 2022

Bout Number 95

Thomas Andrew SCOTT (USA) 1 - 2 Dastonbek OTABOLAEV (UZB)
Won by Points

Colour	Name	Country Code	YU	WA	IP	Points	Category 1				Category 2				Winner
							C	K	HC	H	C	K	HC	H	
Red	Thomas Andrew SCOTT	USA	1	0	0	1									
Blue	Dastonbek OTABOLAEV	UZB	0	1	0	2					X	X	X		X

Legend:							
C	Chukoku	H	Hansoku	HC	Hansoku Chui	IP	Ippon
K	Keikoku	WA	Waza-ari	YU	Yuko		

Timing and Results provided by 



Bout Results


As of SAT 9 JUL 2022

Bout Number 90

Thomas Andrew SCOTT (USA) 5 - 10 Abdalla ABDELAZIZ (EGY)
Won by Points

Colour	Name	Country Code	YU	WA	IP	Points	Category 1				Category 2				Winner
							C	K	HC	H	C	K	HC	H	
Red	Thomas Andrew SCOTT	USA	5	0	0	5					X	X			
Blue	Abdalla ABDELAZIZ	EGY	4	0	2	10					X				X

Legend:							
C	Chukoku	H	Hansoku	HC	Hansoku Chui	IP	Ippon
K	Keikoku	WA	Waza-ari	YU	Yuko		

Timing and Results provided by  TISSOT



Bout Results


As of SAT 9 JUL 2022

Bout Number 278

Stanislav HORUNA (UKR) 8 - 0 Dastonbek OTABOLAEV (UZB)
Won by Points

Colour	Name	Country Code	YU	WA	IP	Points	Category 1				Category 2				Winner	
							C	K	HC	H	C	K	HC	H		
Red	Stanislav HORUNA	UKR	1	2	1	8										X
Blue	Dastonbek OTABOLAEV	UZB	0	0	0	0										

Legend:							
C	Chukoku	H	Hansoku	HC	Hansoku Chui	IP	Ippon
K	Keikoku	WA	Waza-ari	YU	Yuko		

Timing and Results provided by 





Bout Results


As of SAT 9 JUL 2022

Bout Number 67

Karoly Gabor HARSPATAKI (HUN) 5 - 1 Wei-Chun HSU (TPE)
Won by Points

Colour	Name	Country Code	YU	WA	IP	Points	Category 1				Category 2				Winner	
							C	K	HC	H	C	K	HC	H		
Red	Karoly Gabor HARSPATAKI	HUN	2	0	1	5					X					X
Blue	Wei-Chun HSU	TPE	1	0	0	1					X					

Legend:							
C	Chukoku	H	Hansoku	HC	Hansoku Chui	IP	Ippon
K	Keikoku	WA	Waza-ari	YU	Yuko		

Timing and Results provided by 





Bout Results


As of SAT 9 JUL 2022

Bout Number 68

Thomas Andrew SCOTT (USA) **1 - 1** Dastonbek OTABOLAEV (UZB)
No Winner

Colour	Name	Country Code	YU	WA	IP	Points	Category 1				Category 2				Winner
							C	K	HC	H	C	K	HC	H	
Red	Thomas Andrew SCOTT	USA	1	0	0	1					X				
Blue	Dastonbek OTABOLAEV	UZB	1	0	0	1					X				

Legend:							
C	Chukoku	H	Hansoku	HC	Hansoku Chui	IP	Ippon
K	Keikoku	WA	Waza-ari	YU	Yuko		

Timing and Results provided by 





Bout Results


As of SAT 9 JUL 2022

Bout Number 71

Karoly Gabor HARSPATAKI (HUN) 0 - 2 Thomas Andrew SCOTT (USA)
Won by Points

Colour	Name	Country Code	YU	WA	IP	Points	Category 1				Category 2				Winner
							C	K	HC	H	C	K	HC	H	
Red	Karoly Gabor HARSPATAKI	HUN	0	0	0	0					X	X			
Blue	Thomas Andrew SCOTT	USA	2	0	0	2					X	X	X		X

Legend:							
C	Chukoku	H	Hansoku	HC	Hansoku Chui	IP	Ippon
K	Keikoku	WA	Waza-ari	YU	Yuko		

Timing and Results provided by 



Bout Results


As of SAT 9 JUL 2022

Bout Number 72

Wei-Chun HSU (TPE) 1 - 1 Dastonbek OTABOLAEV (UZB)
No Winner

Colour	Name	Country Code	YU	WA	IP	Points	Category 1				Category 2				Winner
							C	K	HC	H	C	K	HC	H	
Red	Wei-Chun HSU	TPE	1	0	0	1					X				
Blue	Dastonbek OTABOLAEV	UZB	1	0	0	1				X	X				

Legend:							
C	Chukoku	H	Hansoku	HC	Hansoku Chui	IP	Ippon
K	Keikoku	WA	Waza-ari	YU	Yuko		

Timing and Results provided by 



Bout Results


As of SAT 9 JUL 2022

Bout Number 75

Wei-Chun HSU (TPE) 2 - 3 Thomas Andrew SCOTT (USA)
Won by Points

Colour	Name	Country Code	YU	WA	IP	Points	Category 1				Category 2				Winner
							C	K	HC	H	C	K	HC	H	
Red	Wei-Chun HSU	TPE	2	0	0	2					X				
Blue	Thomas Andrew SCOTT	USA	1	1	0	3					X				X

Legend:							
C	Chukoku	H	Hansoku	HC	Hansoku Chui	IP	Ippon
K	Keikoku	WA	Waza-ari	YU	Yuko		

Timing and Results provided by 



BIRMINGHAM

Greater Birmingham Convention & Visitors Bureau



REGIONS



Protective



BlueCross BlueShield of Alabama





Bout Results


As of SAT 9 JUL 2022

Bout Number 76

Karoly Gabor HARSPATAKI (HUN) 2 - 2 Dastonbek OTABOLAEV (UZB)
Won by Senshu

Colour	Name	Country Code	YU	WA	IP	Points	Category 1				Category 2				Winner
							C	K	HC	H	C	K	HC	H	
Red	Karoly Gabor HARSPATAKI	HUN	2	0	0	2					X	X	X		
Blue	Dastonbek OTABOLAEV	UZB	2	0	0	2					X				X

Legend:							
C	Chukoku	H	Hansoku	HC	Hansoku Chui	IP	Ippon
K	Keikoku	WA	Waza-ari	YU	Yuko		

Timing and Results provided by 





Bout Results


As of SAT 9 JUL 2022

Bout Number 69

Nurkanat AZHIKANOV (KAZ) 5 - 5 Quentin MAHAUDEN (BEL)
No Winner

Colour	Name	Country Code	YU	WA	IP	Points	Category 1				Category 2				Winner
							C	K	HC	H	C	K	HC	H	
Red	Nurkanat AZHIKANOV	KAZ	2	0	1	5					X	X	X		
Blue	Quentin MAHAUDEN	BEL	2	0	1	5									

Legend:							
C	Chukoku	H	Hansoku	HC	Hansoku Chui	IP	Ippon
K	Keikoku	WA	Waza-ari	YU	Yuko		

Timing and Results provided by 



BIRMINGHAM

Greater Birmingham Convention & Visitors Bureau



REGIONS



Protective



BlueCross BlueShield of Alabama





Bout Results


As of SAT 9 JUL 2022

Bout Number 70

Abdalla ABDELAZIZ (EGY) 5 - 6 Stanislav HORUNA (UKR)
Won by Points

Colour	Name	Country Code	YU	WA	IP	Points	Category 1				Category 2				Winner
							C	K	HC	H	C	K	HC	H	
Red	Abdalla ABDELAZIZ	EGY	2	0	1	5					X	X	X		
Blue	Stanislav HORUNA	UKR	2	2	0	6	X	X			X				X

Legend:							
C	Chukoku	H	Hansoku	HC	Hansoku Chui	IP	Ippon
K	Keikoku	WA	Waza-ari	YU	Yuko		

Timing and Results provided by  TISSOT



BIRMINGHAM

Greater Birmingham Convention & Visitors Bureau



REGIONS



Protective



BlueCross BlueShield of Alabama





Bout Results


As of SAT 9 JUL 2022

Bout Number 73

Nurkanat AZHIKANOV (KAZ) 3 - 5 Abdalla ABDELAZIZ (EGY)
Won by Points

Colour	Name	Country Code	YU	WA	IP	Points	Category 1				Category 2				Winner	
							C	K	HC	H	C	K	HC	H		
Red	Nurkanat AZHIKANOV	KAZ	0	0	1	3										
Blue	Abdalla ABDELAZIZ	EGY	2	0	1	5					X	X	X			X

Legend:							
C	Chukoku	H	Hansoku	HC	Hansoku Chui	IP	Ippon
K	Keikoku	WA	Waza-ari	YU	Yuko		

Timing and Results provided by 



Bout Results


As of SAT 9 JUL 2022

Bout Number 74

Quentin MAHAUDEN (BEL) 0 - 2 Stanislav HORUNA (UKR)
Won by Points

Colour	Name	Country Code	YU	WA	IP	Points	Category 1				Category 2				Winner
							C	K	HC	H	C	K	HC	H	
Red	Quentin MAHAUDEN	BEL	0	0	0	0					X				
Blue	Stanislav HORUNA	UKR	2	0	0	2					X	X	X		X

Legend:							
C	Chukoku	H	Hansoku	HC	Hansoku Chui	IP	Ippon
K	Keikoku	WA	Waza-ari	YU	Yuko		

Timing and Results provided by  TISSOT



BIRMINGHAM

Greater Birmingham Convention & Visitors Bureau



REGIONS



Protective



BlueCross BlueShield of Alabama





Bout Results


As of SAT 9 JUL 2022

Bout Number 77

Quentin MAHAUDEN (BEL) 4 - 12 Abdalla ABDELAZIZ (EGY)
Won by Points

Colour	Name	Country Code	YU	WA	IP	Points	Category 1				Category 2				Winner
							C	K	HC	H	C	K	HC	H	
Red	Quentin MAHAUDEN	BEL	1	0	1	4					X				
Blue	Abdalla ABDELAZIZ	EGY	3	0	3	12					X				X

Legend:							
C	Chukoku	H	Hansoku	HC	Hansoku Chui	IP	Ippon
K	Keikoku	WA	Waza-ari	YU	Yuko		

Timing and Results provided by 



BIRMINGHAM

Greater Birmingham Convention & Visitors Bureau



REGIONS



Protective



BlueCross BlueShield of Alabama





Bout Results


As of SAT 9 JUL 2022

Bout Number 78

Nurkanat AZHIKANOV (KAZ) 3 - 8 Stanislav HORUNA (UKR)
Won by Points

Colour	Name	Country Code	YU	WA	IP	Points	Category 1				Category 2				Winner
							C	K	HC	H	C	K	HC	H	
Red	Nurkanat AZHIKANOV	KAZ	0	0	1	3					X	X	X		
Blue	Stanislav HORUNA	UKR	3	1	1	8					X				X

Legend:							
C	Chukoku	H	Hansoku	HC	Hansoku Chui	IP	Ippon
K	Keikoku	WA	Waza-ari	YU	Yuko		

Timing and Results provided by 



Karate

Men's Kumite -84kg






Entry List by Event

As of FRI 8 JUL 2022

Country	Name	Date of Birth
CHI - Chile	Fabian HUAQUIMAN SAEZ	20 JUL 1998
CRO - Croatia	Ivan KVESIC	13 OCT 1996
EGY - Egypt	Youssef BADAWY	6 AUG 2001
FRA - France	Jessie da COSTA	23 JAN 1997
MAR - Morocco	Nabil ECH-CHAABI	4 JUN 2001
NED - Netherlands	Brian TIMMERMANS	15 SEP 1997
USA - United States of America	Kamran MADANI	9 SEP 1996

Timing and Results provided by  TISSOT

KTEMKUMITE84-----_C32C 1.0

Report Created FRI 8 JUL 2022 21:25

Page 1 / 1





Tournament Summary

As of SAT 9 JUL 2022

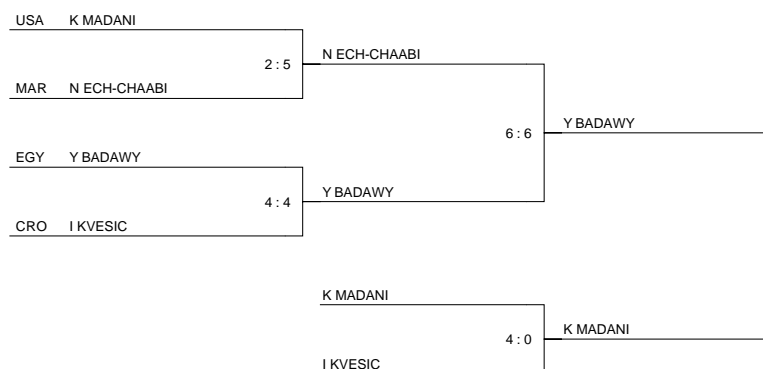
Elimination Round - Pool A

Rank	Country Code	Name	USA	CRO	FRA	CHI	Bouts	W	D	L	Points	Score				
												Total	Yuko	Waza-ari	Ippon	
1	USA	Kamran MADANI	-	2:1	4:2	3:7	3	2	0	1	4	9:10	4:5	1:1	1:0	Q
2	CRO	Ivan KVESIC	1:2	-	8:6	7:1	3	2	0	1	4	16:9	9:7	2:1	1:0	Q
3	FRA	Jessie da COSTA	2:4	6:8	-	2:2	3	1	0	2	2	10:14	10:6	0:1	0:2	
4	CHI	Fabian HUAQUIMAN SAEZ	7:3	1:7	2:2	-	3	1	0	2	2	10:12	3:8	2:2	0:0	

Elimination Round - Pool B

Rank	Country Code	Name	EGY	MAR	NED	Bouts	W	D	L	Points	Score				
											Total	Yuko	Waza-ari	Ippon	
1	EGY	Youssef BADAWY	-	5:0	1:0	2	2	0	0	4	6:0	1:0	1:0	1:0	Q
2	MAR	Nabil ECH-CHAABI	0:5	-	3:2	2	1	0	1	2	3:7	3:0	0:2	0:1	Q
3	NED	Brian TIMMERMANS	0:1	2:3	-	2	0	0	2	0	2:4	0:4	1:0	0:0	

Country Code	Name	Semifinals	Medals
--------------	------	------------	--------



Classification	
1	EGY Youssef BADAWY
2	MAR Nabil ECH-CHAABI
3	USA Kamran MADANI
4	CRO Ivan KVESIC
5	NED Brian TIMMERMANS
5	FRA Jessie da COSTA
7	CHI F HUAQUIMAN SAEZ

Note:
 Elimination Round: The top two contestants from each pool qualify to the Semifinals.
 Semifinals and Final: The winner of pool A competes against the second ranked contestant from pool B, and the winner of pool B competes against the second ranked contestant from pool A. The Semifinal winners compete for the gold and silver medals. The Semifinal losers are both awarded bronze medals.

Legend:
 D Bouts drawn L Bouts lost Q Qualified W Bouts won

Timing and Results provided by 






Medallists

As of SAT 9 JUL 2022

Medal	Name	Country
GOLD	Youssef BADAWEY	EGY - Egypt
SILVER	Nabil ECH-CHAABI	MAR - Morocco
BRONZE	Kamran MADANI	USA - United States of America

Timing and Results provided by  **TISSOT**

KTEMKUMITE84-----_C92A 1.0

Report Created SAT 9 JUL 2022 18:57

Page 1 / 1



Protective



BlueCross BlueShield of Alabama





Bout Results


As of SAT 9 JUL 2022

Bout Number 103

Nabil ECH-CHAABI (MAR) 6 - 6 Youssef BADAWEY (EGY)
Won by Hantei

Colour	Name	Country Code	YU	WA	IP	Points	Category 1				Category 2				Winner
							C	K	HC	H	C	K	HC	H	
Red	Nabil ECH-CHAABI	MAR	3	0	1	6					X	X	X		
Blue	Youssef BADAWEY	EGY	4	1	0	6					X				X

Legend:			
C	Chukoku	H	Hansoku
K	Keikoku	WA	Waza-ari
HC	Hansoku Chui	IP	Ippon
YU	Yuko		

Timing and Results provided by 



Bout Results


As of SAT 9 JUL 2022

Bout Number 97

Kamran MADANI (USA) 4 - 0 Ivan KVESIC (CRO)
Won by Hansoku

Colour	Name	Country Code	YU	WA	IP	Points	Category 1				Category 2				Winner	
							C	K	HC	H	C	K	HC	H		
Red	Kamran MADANI	USA	4	0	0	4										X
Blue	Ivan KVESIC	CRO	2	0	1	5	X	X			X	X	X	X		

Legend:							
C	Chukoku	H	Hansoku	HC	Hansoku Chui	IP	Ippon
K	Keikoku	WA	Waza-ari	YU	Yuko		

Timing and Results provided by 





Bout Results


As of SAT 9 JUL 2022

Bout Number 91

Kamran MADANI (USA) 2 - 5 Nabil ECH-CHAABI (MAR)
Won by Points

Colour	Name	Country Code	YU	WA	IP	Points	Category 1				Category 2				Winner
							C	K	HC	H	C	K	HC	H	
Red	Kamran MADANI	USA	2	0	0	2					X				
Blue	Nabil ECH-CHAABI	MAR	3	1	0	5					X	X	X		X

Legend:							
C	Chukoku	H	Hansoku	HC	Hansoku Chui	IP	Ippon
K	Keikoku	WA	Waza-ari	YU	Yuko		

Timing and Results provided by 





Bout Results


As of SAT 9 JUL 2022

Bout Number 279

Youssef BADAWEY (EGY) 4 - 4 Ivan KVESIC (CRO)
Won by Senshu

Colour	Name	Country Code	YU	WA	IP	Points	Category 1				Category 2				Winner	
							C	K	HC	H	C	K	HC	H		
Red	Youssef BADAWEY	EGY	2	1	0	4					X					X
Blue	Ivan KVESIC	CRO	1	0	1	4	X									

Legend:							
C	Chukoku	H	Hansoku	HC	Hansoku Chui	IP	Ippon
K	Keikoku	WA	Waza-ari	YU	Yuko		

Timing and Results provided by 



BIRMINGHAM

Greater Birmingham Convention & Visitors Bureau



REGIONS



Protective



BlueCross BlueShield of Alabama





Bout Results


As of SAT 9 JUL 2022

Bout Number 79

Ivan KVESIC (CRO) 1 - 2 Kamran MADANI (USA)
Won by Points

Colour	Name	Country Code	YU	WA	IP	Points	Category 1				Category 2				Winner
							C	K	HC	H	C	K	HC	H	
Red	Ivan KVESIC	CRO	1	0	0	1					X	X	X		
Blue	Kamran MADANI	USA	0	1	0	2					X				X

Legend:							
C	Chukoku	H	Hansoku	HC	Hansoku Chui	IP	Ippon
K	Keikoku	WA	Waza-ari	YU	Yuko		

Timing and Results provided by  TISSOT



Bout Results


As of SAT 9 JUL 2022

Bout Number 80

Jessie da COSTA (FRA) 2 - 2 Fabian HUIQUIMAN SAEZ (CHI)
 Won by Senshu

Colour	Name	Country Code	YU	WA	IP	Points	Category 1				Category 2				Winner	
							C	K	HC	H	C	K	HC	H		
Red	Jessie da COSTA	FRA	2	0	0	2	X					X				X
Blue	Fabian HUIQUIMAN SAEZ	CHI	0	1	0	2						X				

Legend:							
C	Chukoku	H	Hansoku	HC	Hansoku Chui	IP	Ippon
K	Keikoku	WA	Waza-ari	YU	Yuko		

Timing and Results provided by 



Bout Results


As of SAT 9 JUL 2022

Bout Number 82

Ivan KVESIC (CRO) 8 - 6 Jessie da COSTA (FRA)
Won by Points

Colour	Name	Country Code	YU	WA	IP	Points	Category 1				Category 2				Winner
							C	K	HC	H	C	K	HC	H	
Red	Ivan KVESIC	CRO	5	0	1	8					X				X
Blue	Jessie da COSTA	FRA	6	0	0	6					X	X	X		

Legend:							
C	Chukoku	H	Hansoku	HC	Hansoku Chui	IP	Ippon
K	Keikoku	WA	Waza-ari	YU	Yuko		

Timing and Results provided by 





Bout Results


As of SAT 9 JUL 2022

Bout Number 83

Kamran MADANI (USA) 3 - 7 Fabian HUIQUIMAN SAEZ (CHI)
Won by Hansoku

Colour	Name	Country Code	YU	WA	IP	Points	Category 1				Category 2				Winner
							C	K	HC	H	C	K	HC	H	
Red	Kamran MADANI	USA	3	0	0	3					X	X	X	X	
Blue	Fabian HUIQUIMAN SAEZ	CHI	2	1	0	4					X	X	X		X

Legend:			
C	Chukoku	H	Hansoku
K	Keikoku	WA	Waza-ari
		HC	Hansoku Chui
		YU	Yuko
		IP	Ippon

Timing and Results provided by 



Bout Results


As of SAT 9 JUL 2022

Bout Number 85

Kamran MADANI (USA) 4 - 2 Jessie da COSTA (FRA)
Won by Points

Colour	Name	Country Code	YU	WA	IP	Points	Category 1				Category 2				Winner	
							C	K	HC	H	C	K	HC	H		
Red	Kamran MADANI	USA	1	0	1	4										X
Blue	Jessie da COSTA	FRA	2	0	0	2					X	X	X			

Legend:							
C	Chukoku	H	Hansoku	HC	Hansoku Chui	IP	Ippon
K	Keikoku	WA	Waza-ari	YU	Yuko		

Timing and Results provided by 





Bout Results


As of SAT 9 JUL 2022

Bout Number 86

Ivan KVESIC (CRO) 7 - 1 Fabian HUAQUIMAN SAEZ (CHI)
 Won by Points

Colour	Name	Country Code	YU	WA	IP	Points	Category 1				Category 2				Winner
							C	K	HC	H	C	K	HC	H	
Red	Ivan KVESIC	CRO	3	2	0	7					X				X
Blue	Fabian HUAQUIMAN SAEZ	CHI	1	0	0	1					X	X	X		

Legend:							
C	Chukoku	H	Hansoku	HC	Hansoku Chui	IP	Ippon
K	Keikoku	WA	Waza-ari	YU	Yuko		

Timing and Results provided by 





Bout Results


As of SAT 9 JUL 2022

Bout Number 81

Nabil ECH-CHAABI (MAR) 3 - 2 Brian TIMMERMANS (NED)
Won by Points

Colour	Name	Country Code	YU	WA	IP	Points	Category 1				Category 2				Winner
							C	K	HC	H	C	K	HC	H	
Red	Nabil ECH-CHAABI	MAR	3	0	0	3					X	X	X		X
Blue	Brian TIMMERMANS	NED	0	1	0	2					X	X	X		

Legend:							
C	Chukoku	H	Hansoku	HC	Hansoku Chui	IP	Ippon
K	Keikoku	WA	Waza-ari	YU	Yuko		

Timing and Results provided by 





Bout Results


As of SAT 9 JUL 2022

Bout Number 84

Nabil ECH-CHAABI (MAR) 0 - 5 Youssef BADAWEY (EGY)
 Won by Points

Colour	Name	Country Code	YU	WA	IP	Points	Category 1				Category 2				Winner
							C	K	HC	H	C	K	HC	H	
Red	Nabil ECH-CHAABI	MAR	0	0	0	0					X				
Blue	Youssef BADAWEY	EGY	0	1	1	5					X	X	X		X

Legend:			
C	Chukoku	H	Hansoku
K	Keikoku	WA	Waza-ari
HC	Hansoku Chui	IP	Ippon
YU	Yuko		

Timing and Results provided by 





Bout Results


As of SAT 9 JUL 2022

Bout Number 87

Brian TIMMERMANS (NED) 0 - 1 Youssef BADAWEY (EGY)
Won by Points

Colour	Name	Country Code	YU	WA	IP	Points	Category 1				Category 2				Winner
							C	K	HC	H	C	K	HC	H	
Red	Brian TIMMERMANS	NED	0	0	0	0					X				
Blue	Youssef BADAWEY	EGY	1	0	0	1					X	X	X		X

Legend:							
C	Chukoku	H	Hansoku	HC	Hansoku Chui	IP	Ippon
K	Keikoku	WA	Waza-ari	YU	Yuko		

Timing and Results provided by  TISSOT



Karate

Men's Kumite +84kg






Entry List by Event

As of FRI 8 JUL 2022

Country	Name	Date of Birth
AUS - Australia	Tielen DANIEL	6 OCT 1997
AZE - Azerbaijan	Asiman GURBANLI	10 AUG 1992
CRO - Croatia	Andjelo KVESIC	1 JAN 2001
EGY - Egypt	Taha MAHMOUD	20 SEP 2000
ESP - Spain	Babacar SECK SAKHO	12 JUN 1998
UKR - Ukraine	Ryzvan TALIBOV	20 JAN 1998
USA - United States of America	Brian IRR	17 JUL 1988

Timing and Results provided by  TISSOT





Tournament Summary

As of SAT 9 JUL 2022

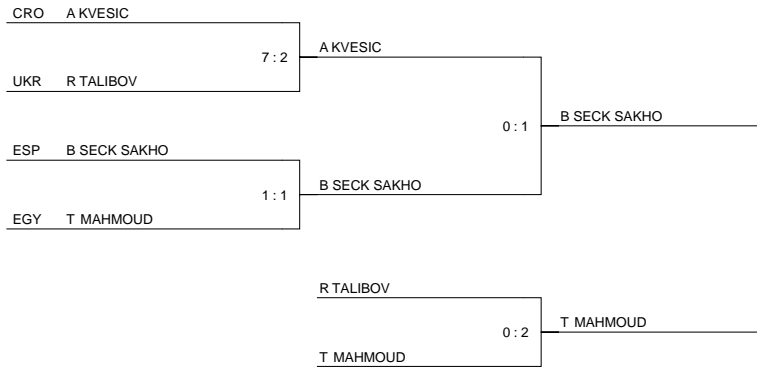
Elimination Round - Pool A

Rank	Country Code	Name	CRO	EGY	USA	AUS	Bouts	W	D	L	Points	Score				
												Total	Yuko	Waza-ari	Ippon	
1	CRO	Andjelo KVESIC	-	5:3	0:2	9:0	3	2	0	1	4	14:5	1:5	2:0	3:0	Q
2	EGY	Taha MAHMOUD	3:5	-	5:4	4:1	3	2	0	1	4	12:10	9:6	0:2	1:0	Q
3	USA	Brian IRR	2:0	4:5	-	3:0	3	2	0	1	4	9:5	9:5	0:0	0:0	
4	AUS	Tielen DANIEL	0:9	1:4	0:3	-	3	0	0	3	0	1:16	1:4	0:0	0:4	

Elimination Round - Pool B

Rank	Country Code	Name	ESP	UKR	AZE	Bouts	W	D	L	Points	Score				
											Total	Yuko	Waza-ari	Ippon	
1	ESP	Babacar SECK SAKHO	-	2:1	8:3	2	2	0	0	4	10:4	8:2	1:1	0:0	Q
2	UKR	Ryzvan TALIBOV	1:2	-	4:1	2	1	0	1	2	5:3	2:3	0:0	1:0	Q
3	AZE	Asiman GURBANLI	3:8	1:4	-	2	0	0	2	0	4:12	2:7	1:1	0:1	


Country Code	Name	Semifinals	Medals
--------------	------	------------	--------



Classification	
1	ESP Babacar SECK SAKHO
2	CRO Andjelo KVESIC
3	EGY Taha MAHMOUD
4	UKR Ryzvan TALIBOV
5	AZE Asiman GURBANLI
5	USA Brian IRR
7	AUS Tielen DANIEL

Note:
 Elimination Round: The top two contestants from each pool qualify to the Semifinals.
 Semifinals and Final: The winner of pool A competes against the second ranked contestant from pool B, and the winner of pool B competes against the second ranked contestant from pool A. The Semifinal winners compete for the gold and silver medals. The Semifinal losers are both awarded bronze medals.

Legend:
 D Bouts drawn L Bouts lost Q Qualified W Bouts won


Timing and Results provided by 



Medallists

As of SAT 9 JUL 2022

Medal	Name	Country
GOLD	Babacar SECK SAKHO	ESP - Spain
SILVER	Andjelo KVESIC	CRO - Croatia
BRONZE	Taha MAHMOUD	EGY - Egypt

Timing and Results provided by  TISSOT

KTEMKUMITO84-----_C92A 1.0

Report Created SAT 9 JUL 2022 19:31

Page 1 / 1





Bout Results


As of SAT 9 JUL 2022

Bout Number 105

Andjelo KVESIC (CRO) 0 - 1 Babacar SECK SAKHO (ESP)
Won by Points

Colour	Name	Country Code	YU	WA	IP	Points	Category 1				Category 2				Winner
							C	K	HC	H	C	K	HC	H	
Red	Andjelo KVESIC	CRO	0	0	0	0									
Blue	Babacar SECK SAKHO	ESP	1	0	0	1					X				X

Legend:							
C	Chukoku	H	Hansoku	HC	Hansoku Chui	IP	Ippon
K	Keikoku	WA	Waza-ari	YU	Yuko		

Timing and Results provided by  TISSOT



Bout Results


As of SAT 9 JUL 2022

Bout Number 99

Ryzvan TALIBOV (UKR) 0 - 2 Taha MAHMOUD (EGY)
Won by Points

Colour	Name	Country Code	YU	WA	IP	Points	Category 1				Category 2				Winner
							C	K	HC	H	C	K	HC	H	
Red	Ryzvan TALIBOV	UKR	0	0	0	0					X	X	X		
Blue	Taha MAHMOUD	EGY	2	0	0	2					X	X	X		X

Legend:							
C	Chukoku	H	Hansoku	HC	Hansoku Chui	IP	Ippon
K	Keikoku	WA	Waza-ari	YU	Yuko		

Timing and Results provided by 



Bout Results


As of SAT 9 JUL 2022

Bout Number 93

Andjelo KVESIC (CRO) 7 - 2 Ryzvan TALIBOV (UKR)
Won by Points

Colour	Name	Country Code	YU	WA	IP	Points	Category 1				Category 2				Winner	
							C	K	HC	H	C	K	HC	H		
Red	Andjelo KVESIC	CRO	1	0	2	7										X
Blue	Ryzvan TALIBOV	UKR	0	1	0	2					X	X				

Legend:							
C	Chukoku	H	Hansoku	HC	Hansoku Chui	IP	Ippon
K	Keikoku	WA	Waza-ari	YU	Yuko		

Timing and Results provided by  TISSOT



Bout Results


As of SAT 9 JUL 2022

Bout Number 281

Babacar SECK SAKHO (ESP) 1 - 1 Taha MAHMOUD (EGY)
Won by Hantei

Colour	Name	Country Code	YU	WA	IP	Points	Category 1				Category 2				Winner
							C	K	HC	H	C	K	HC	H	
Red	Babacar SECK SAKHO	ESP	1	0	0	1					X	X			X
Blue	Taha MAHMOUD	EGY	1	0	0	1					X	X			

Legend:			
C	Chukoku	H	Hansoku
K	Keikoku	WA	Waza-ari
HC	Hansoku Chui	IP	Ippon
YU	Yuko		

Timing and Results provided by 



Bout Results


As of SAT 9 JUL 2022

Bout Number 267

Taha MAHMOUD (EGY) 5 - 4 Brian IRR (USA)
Won by Points

Colour	Name	Country Code	YU	WA	IP	Points	Category 1				Category 2				Winner	
							C	K	HC	H	C	K	HC	H		
Red	Taha MAHMOUD	EGY	5	0	0	5										X
Blue	Brian IRR	USA	4	0	0	4										

Legend:							
C	Chukoku	H	Hansoku	HC	Hansoku Chui	IP	Ippon
K	Keikoku	WA	Waza-ari	YU	Yuko		

Timing and Results provided by 



Bout Results


As of SAT 9 JUL 2022

Bout Number 268

Andjelo KVESIC (CRO) 9 - 0 Tielen DANIEL (AUS)
Won by Points

Colour	Name	Country Code	YU	WA	IP	Points	Category 1				Category 2				Winner	
							C	K	HC	H	C	K	HC	H		
Red	Andjelo KVESIC	CRO	0	0	3	9					X					X
Blue	Tielen DANIEL	AUS	0	0	0	0					X					

Legend:							
C	Chukoku	H	Hansoku	HC	Hansoku Chui	IP	Ippon
K	Keikoku	WA	Waza-ari	YU	Yuko		

Timing and Results provided by 



Bout Results


As of SAT 9 JUL 2022

Bout Number 270

Taha MAHMOUD (EGY) 3 - 5 Andjelo KVESIC (CRO)
Won by Points

Colour	Name	Country Code	YU	WA	IP	Points	Category 1				Category 2				Winner	
							C	K	HC	H	C	K	HC	H		
Red	Taha MAHMOUD	EGY	3	0	0	3										
Blue	Andjelo KVESIC	CRO	1	2	0	5	X	X			X	X				X

Legend:							
C	Chukoku	H	Hansoku	HC	Hansoku Chui	IP	Ippon
K	Keikoku	WA	Waza-ari	YU	Yuko		

Timing and Results provided by 





Bout Results


As of SAT 9 JUL 2022

Bout Number 271

Brian IRR (USA) 3 - 0 Tielen DANIEL (AUS)
Won by Points

Colour	Name	Country Code	YU	WA	IP	Points	Category 1				Category 2				Winner
							C	K	HC	H	C	K	HC	H	
Red	Brian IRR	USA	3	0	0	3					X				X
Blue	Tielen DANIEL	AUS	0	0	0	0					X	X			

Legend:			
C	Chukoku	H	Hansoku
K	Keikoku	WA	Waza-ari
HC	Hansoku Chui	IP	Ippon
YU	Yuko		

Timing and Results provided by 





Bout Results


As of SAT 9 JUL 2022

Bout Number 273

Brian IRR (USA) 2 - 0 Andjelo KVESIC (CRO)
Won by Points

Colour	Name	Country Code	YU	WA	IP	Points	Category 1				Category 2				Winner
							C	K	HC	H	C	K	HC	H	
Red	Brian IRR	USA	2	0	0	2					X				X
Blue	Andjelo KVESIC	CRO	0	0	0	0	X				X	X	X		

Legend:							
C	Chukoku	H	Hansoku	HC	Hansoku Chui	IP	Ippon
K	Keikoku	WA	Waza-ari	YU	Yuko		

Timing and Results provided by  TISSOT



Bout Results


As of SAT 9 JUL 2022

Bout Number 274

Taha MAHMOUD (EGY) 4 - 1 Tielen DANIEL (AUS)
Won by Points

Colour	Name	Country Code	YU	WA	IP	Points	Category 1				Category 2				Winner
							C	K	HC	H	C	K	HC	H	
Red	Taha MAHMOUD	EGY	1	0	1	4					X	X	X		X
Blue	Tielen DANIEL	AUS	1	0	0	1					X				

Legend:							
C	Chukoku	H	Hansoku	HC	Hansoku Chui	IP	Ippon
K	Keikoku	WA	Waza-ari	YU	Yuko		

Timing and Results provided by 





Bout Results


As of SAT 9 JUL 2022

Bout Number 269

Asiman GURBANLI (AZE) 1 - 4 Ryzvan TALIBOV (UKR)
Won by Points

Colour	Name	Country Code	YU	WA	IP	Points	Category 1				Category 2				Winner
							C	K	HC	H	C	K	HC	H	
Red	Asiman GURBANLI	AZE	1	0	0	1					X				
Blue	Ryzvan TALIBOV	UKR	1	0	1	4					X	X	X		X

Legend:							
C	Chukoku	H	Hansoku	HC	Hansoku Chui	IP	Ippon
K	Keikoku	WA	Waza-ari	YU	Yuko		

Timing and Results provided by  TISSOT



BIRMINGHAM

Greater Birmingham Convention & Visitors Bureau



REGIONS



Protective



BlueCross BlueShield of Alabama





Bout Results


As of SAT 9 JUL 2022

Bout Number 272

Asiman GURBANLI (AZE) 3 - 8 Babacar SECK SAKHO (ESP)
Won by Points

Colour	Name	Country Code	YU	WA	IP	Points	Category 1				Category 2				Winner
							C	K	HC	H	C	K	HC	H	
Red	Asiman GURBANLI	AZE	1	1	0	3					X				
Blue	Babacar SECK SAKHO	ESP	6	1	0	8					X	X	X		X

Legend:							
C	Chukoku	H	Hansoku	HC	Hansoku Chui	IP	Ippon
K	Keikoku	WA	Waza-ari	YU	Yuko		

Timing and Results provided by  TISSOT



Bout Results


As of SAT 9 JUL 2022

Bout Number 275

Ryzvan TALIBOV (UKR) 1 - 2 Babacar SECK SAKHO (ESP)
Won by Points

Colour	Name	Country Code	YU	WA	IP	Points	Category 1				Category 2				Winner
							C	K	HC	H	C	K	HC	H	
Red	Ryzvan TALIBOV	UKR	1	0	0	1					X				
Blue	Babacar SECK SAKHO	ESP	2	0	0	2					X	X			X

Legend:							
C	Chukoku	H	Hansoku	HC	Hansoku Chui	IP	Ippon
K	Keikoku	WA	Waza-ari	YU	Yuko		

Timing and Results provided by 





Karate

Men's Kata






Entry List by Event

As of THU 7 JUL 2022

Country	Name	Date of Birth
AZE - Azerbaijan	Heydarov ROMAN	24 JAN 1999
ESP - Spain	Damian QUINTERO	4 JUL 1984
ITA - Italy	Mattia BUSATO	2 FEB 1993
JPN - Japan	Kazumasa MOTO	24 AUG 1995
PAN - Panama	Hector CENCION	2 MAR 1999
SUI - Switzerland	Yuki Matteo UJIHARA	13 JAN 2001
USA - United States of America	Gakuji TOZAKI	15 AUG 1991
VEN - Venezuela	Antonio DIAZ	12 JUN 1980

Timing and Results provided by  TISSOT

KTEMKATA....._C32C 1.0

Report Created THU 7 JUL 2022 23:15

Page 1 / 1





Tournament Summary

As of SUN 10 JUL 2022

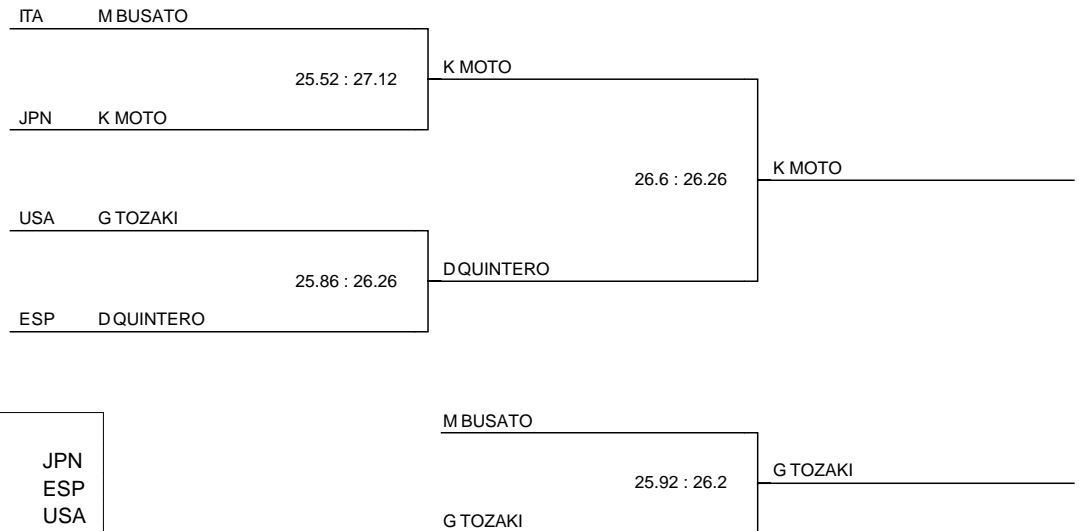
Elimination - Pool A

Rank	Country Code	Name	JPN	USA	AZE	PAN	Bouts	Won	Lost	Points For	Points Against	Remark
1	JPN	Kazumasa MOTO	-	26.46	26.34	25.74	3	3	0	78.54	72.60	Q
2	USA	Gakuji TOZAKI	25.94	-	25.4	25.46	3	2	1	76.80	73.92	Q
3	AZE	Heydarov ROMAN	22.68	23.46	-	24.78	3	1	2	70.92	76.28	
4	PAN	Hector CENCION	23.98	24	24.54	-	3	0	3	72.52	75.98	

Elimination - Pool B


Rank	Country Code	Name	ESP	ITA	VEN	SUI	Bouts	Won	Lost	Points For	Points Against	Remark
1	ESP	Damian QUINTERO	-	26.08	25.54	25.8	3	3	0	77.42	74.26	Q
2	ITA	Mattia BUSATO	25.12	-	25.38	24.98	3	2	1	75.48	74.76	Q
3	VEN	Antonio DIAZ	24.48	24.48	-	24.82	3	1	2	73.78	75.52	
4	SUI	Yuki Matteo UJIHARA	24.66	24.2	24.6	-	3	0	3	73.46	75.60	

Country Code	Name	Semifinal	Final
--------------	------	-----------	-------



MEDALLISTS		
Gold	Kazumasa MOTO	JPN
Silver	Damian QUINTERO	ESP
Bronze	Gakuji TOZAKI	USA

Legend: Q Qualified


Timing and Results provided by  TISSOT



Medallists

As of FRI 8 JUL 2022

Medal	Name	Country
GOLD	Kazumasa MOTO	JPN - Japan
SILVER	Damian QUINTERO	ESP - Spain
BRONZE	Gakuji TOZAKI	USA - United States of America

Timing and Results provided by  TISSOT






Results

As of FRI 8 JUL 2022

Bout number #49

Winner Name	Country Code	Kata		Judges Marks							Judges Points			Score
				J1	J2	J3	J4	J5	J6	J7	Total	Factor	Result	
X Kazumasa MOTO	JPN	Gankaku	T.P.	8.6	9.2	8.4	8.6	9.0	9.0	9.2	26.6	0.7	18.62	26.60
			A.P.	8.8	9.0	8.4	8.6	8.8	9.0	9.0	26.6	0.3	7.98	
Damian QUINTERO	ESP	Suparinpei	T.P.	8.4	8.8	8.6	8.2	9.2	8.8	9.4	26.2	0.7	18.34	26.26
			A.P.	8.4	9.0	8.6	8.2	9.2	8.8	9.2	26.4	0.3	7.92	

Legend:	A.P. Athletic Performance	Jx Judges (x=1-7)	T.P. Technical Performance
----------------	----------------------------------	--------------------------	-----------------------------------

Timing and Results provided by  **TISSOT**




Results

As of FRI 8 JUL 2022

Bout number #43

Winner Name	Country Code	Kata		Judges Marks							Judges Points			Score
				J1	J2	J3	J4	J5	J6	J7	Total	Factor	Result	
X Gakuji TOZAKI	USA	Anan Dai	T.P.	8.8	8.6	8.4	8.8	8.8	8.8	8.6	26.2	0.7	18.34	26.20
			A.P.	8.8	8.8	8.6	8.6	8.8	9.2	8.6	26.2	0.3	7.86	
Mattia BUSATO	ITA	Gojushiho Dai	T.P.	9.0	8.4	8.6	8.4	8.6	8.6	8.6	25.8	0.7	18.06	25.92
			A.P.	9.2	8.6	8.8	8.4	8.6	9.0	8.8	26.2	0.3	7.86	

Legend:	A.P. Athletic Performance	Jx Judges (x=1-7)	T.P. Technical Performance
----------------	---------------------------	-------------------	----------------------------

Timing and Results provided by  TISSOT




Results

As of FRI 8 JUL 2022

Bout number #37

Winner Name	Country Code	Kata		Judges Marks							Judges Points			Score
				J1	J2	J3	J4	J5	J6	J7	Total	Factor	Result	
X Kazumasa MOTO	JPN	Gojushiho Sho	T.P.	9.2	8.8	8.4	9.2	8.8	9.2	9.0	27.0	0.7	18.90	27.12
			A.P.	9.2	8.8	8.4	9.2	9.0	9.2	9.2	27.4	0.3	8.22	
Mattia BUSATO	ITA	Gankaku	T.P.	8.8	8.6	8.0	9.0	8.4	8.4	8.4	25.4	0.7	17.78	25.52
			A.P.	9.0	8.8	8.0	8.8	8.6	8.4	8.4	25.8	0.3	7.74	

Legend:	A.P. Athletic Performance	Jx Judges (x=1-7)	T.P. Technical Performance
----------------	----------------------------------	--------------------------	-----------------------------------

Timing and Results provided by  **TISSOT**






Results

As of FRI 8 JUL 2022

Bout number #237

Winner Name	Country Code	Kata		Judges Marks							Judges Points			Score
				J1	J2	J3	J4	J5	J6	J7	Total	Factor	Result	
X Damian QUINTERO	ESP	Ohan Dai	T.P.	8.6	9.2	8.6	8.8	8.8	9.0	8.4	26.2	0.7	18.34	26.26
			A.P.	8.2	9.0	8.6	9.0	8.8	9.0	8.4	26.4	0.3	7.92	
Gakuji TOZAKI	USA	Ohan Dai	T.P.	8.4	9.0	8.4	8.6	8.6	8.6	8.6	25.8	0.7	18.06	25.86
			A.P.	8.4	8.8	8.2	8.8	8.6	8.8	8.6	26.0	0.3	7.80	

Legend:	A.P. Athletic Performance	Jx Judges (x=1-7)	T.P. Technical Performance
----------------	----------------------------------	--------------------------	-----------------------------------

Timing and Results provided by  **TISSOT**






Results

As of FRI 8 JUL 2022

Bout number #1

Winner Name	Country Code	Kata		Judges Marks							Judges Points			Score
				J1	J2	J3	J4	J5	J6	J7	Total	Factor	Result	
X Kazumasa MOTO	JPN	Sochin	T.P.	8.6	8.6	8.8	8.6	8.6	8.4	8.2	25.8	0.7	18.06	25.74
			A.P.	8.6	8.6	8.8	8.6	8.4	8.4	8.0	25.6	0.3	7.68	
Hector CENCION	PAN	Gojushiho Sho	T.P.	8.0	7.8	8.2	8.4	8.0	7.8	7.6	23.8	0.7	16.66	23.98
			A.P.	8.4	8.2	8.4	8.2	7.8	8.0	7.8	24.4	0.3	7.32	

Legend:
A.P. Athletic Performance **Jx** Judges (x=1-7) **T.P.** Technical Performance

Timing and Results provided by  **TISSOT**




Results

As of FRI 8 JUL 2022

Bout number #2

Winner Name	Country Code	Kata		Judges Marks							Judges Points			Score
				J1	J2	J3	J4	J5	J6	J7	Total	Factor	Result	
X Gakuji TOZAKI	USA	Anan	T.P.	8.6	8.6	8.4	8.4	8.6	8.2	8.0	25.4	0.7	17.78	25.40
			A.P.	8.8	8.6	8.2	8.6	8.4	8.4	8.2	25.4	0.3	7.62	
Heydarov ROMAN	AZE	Gojushiho Sho	T.P.	8.2	8.2	7.4	7.6	7.8	7.8	7.8	23.4	0.7	16.38	23.46
			A.P.	8.4	8.0	7.8	7.6	7.8	7.8	8.0	23.6	0.3	7.08	

Legend:	A.P. Athletic Performance	Jx Judges (x=1-7)	T.P. Technical Performance
----------------	----------------------------------	--------------------------	-----------------------------------

Timing and Results provided by  **TISSOT**




Results

As of FRI 8 JUL 2022

Bout number #5

Winner Name	Country Code	Kata		Judges Marks							Judges Points			Score
				J1	J2	J3	J4	J5	J6	J7	Total	Factor	Result	
X Gakuji TOZAKI	USA	Suparinpei	T.P.	8.4	8.6	8.4	8.4	8.4	8.6	8.6	25.4	0.7	17.78	25.46
			A.P.	8.6	8.6	8.4	8.2	8.4	8.6	8.8	25.6	0.3	7.68	
Hector CENCION	PAN	Unshu	T.P.	8.0	8.2	8.2	8.0	7.8	8.0	8.0	24.0	0.7	16.80	24.00
			A.P.	8.0	8.0	8.4	8.0	7.8	8.4	8.0	24.0	0.3	7.20	

Legend:	A.P. Athletic Performance	Jx Judges (x=1-7)	T.P. Technical Performance
----------------	---------------------------	-------------------	----------------------------

Timing and Results provided by  TISSOT






Results

As of FRI 8 JUL 2022

Bout number #6

Winner Name	Country Code	Kata		Judges Marks							Judges Points			Score
				J1	J2	J3	J4	J5	J6	J7	Total	Factor	Result	
X Kazumasa MOTO	JPN	Gojushiho Dai	T.P.	8.8	9.2	8.6	9.0	8.4	9.0	8.4	26.4	0.7	18.48	26.34
			A.P.	8.8	9.2	8.6	8.8	8.4	9.0	8.6	26.2	0.3	7.86	
Heydarov ROMAN	AZE	Gankaku	T.P.	8.2	7.2	7.8	8.0	7.2	7.4	7.6	22.8	0.7	15.96	22.68
			A.P.	8.0	7.2	7.4	7.8	7.0	7.4	7.6	22.4	0.3	6.72	

Legend:	A.P. Athletic Performance	Jx Judges (x=1-7)	T.P. Technical Performance
----------------	----------------------------------	--------------------------	-----------------------------------

Timing and Results provided by  **TISSOT**




Results

As of FRI 8 JUL 2022

Bout number #9

Winner Name	Country Code	Kata		Judges Marks							Judges Points			Score
				J1	J2	J3	J4	J5	J6	J7	Total	Factor	Result	
X Kazumasa MOTO	JPN	Unsu	T.P.	9.0	8.8	8.8	9.0	8.4	8.8	8.8	26.4	0.7	18.48	26.46
			A.P.	9.0	8.8	8.6	9.0	8.4	8.8	9.0	26.6	0.3	7.98	
Gakuji TOZAKI	USA	Chatanyara Kushanku	T.P.	9.2	8.6	8.6	8.8	8.6	8.6	8.8	26.0	0.7	18.20	25.94
			A.P.	9.2	8.6	8.6	8.6	8.6	8.6	9.2	25.8	0.3	7.74	

Legend:
A.P. Athletic Performance **Jx** Judges (x=1-7) **T.P.** Technical Performance

Timing and Results provided by  **TISSOT**






Results

As of FRI 8 JUL 2022

Bout number #10

Winner Name	Country Code	Kata		Judges Marks							Judges Points			Score
				J1	J2	J3	J4	J5	J6	J7	Total	Factor	Result	
X Heydarov ROMAN	AZE	Gankaku	T.P.	8.0	8.4	8.2	8.2	8.4	8.2	8.2	24.6	0.7	17.22	24.78
			A.P.	8.0	8.4	8.4	8.4	8.4	8.2	8.4	25.2	0.3	7.56	
Hector CENCION	PAN	Gankaku	T.P.	8.2	8.2	8.0	8.2	8.2	7.8	8.6	24.6	0.7	17.22	24.54
			A.P.	8.2	8.0	8.0	8.2	8.2	7.8	8.4	24.4	0.3	7.32	

Legend:	A.P. Athletic Performance	Jx Judges (x=1-7)	T.P. Technical Performance
----------------	----------------------------------	--------------------------	-----------------------------------

Timing and Results provided by  **TISSOT**




Results

As of FRI 8 JUL 2022

Bout number #3

Winner Name	Country Code	Kata		Judges Marks							Judges Points			Score
				J1	J2	J3	J4	J5	J6	J7	Total	Factor	Result	
X Mattia BUSATO	ITA	Gojushiho Sho	T.P.	8.6	8.4	7.8	8.2	8.4	8.2	8.0	24.8	0.7	17.36	24.98
			A.P.	8.6	8.6	8.4	8.2	8.6	8.4	8.2	25.4	0.3	7.62	
Yuki Matteo UJIHARA	SUI	Ohan Dai	T.P.	8.2	8.4	7.6	8.2	8.0	8.0	7.8	24.2	0.7	16.94	24.20
			A.P.	8.2	8.0	7.8	8.4	7.8	8.2	8.0	24.2	0.3	7.26	

Legend:	A.P. Athletic Performance	Jx Judges (x=1-7)	T.P. Technical Performance
----------------	----------------------------------	--------------------------	-----------------------------------

Timing and Results provided by  **TISSOT**




Results

As of FRI 8 JUL 2022

Bout number #4

Winner Name	Country Code	Kata		Judges Marks							Judges Points			Score
				J1	J2	J3	J4	J5	J6	J7	Total	Factor	Result	
X Damian QUINTERO	ESP	Kururunfa	T.P.	8.4	8.6	8.8	8.8	8.0	8.4	8.6	25.6	0.7	17.92	25.54
			A.P.	8.4	8.4	8.8	8.8	8.0	8.4	8.6	25.4	0.3	7.62	
Antonio DIAZ	VEN	Kururunfa	T.P.	8.0	8.4	8.4	8.2	7.6	8.2	8.2	24.6	0.7	17.22	24.48
			A.P.	7.8	8.2	8.2	8.0	7.6	8.0	8.2	24.2	0.3	7.26	

Legend:	A.P. Athletic Performance	Jx Judges (x=1-7)	T.P. Technical Performance
----------------	---------------------------	-------------------	----------------------------

Timing and Results provided by  **TISSOT**






Results

As of FRI 8 JUL 2022

Bout number #7

Winner Name	Country Code	Kata		Judges Marks							Judges Points			Score
				J1	J2	J3	J4	J5	J6	J7	Total	Factor	Result	
X Mattia BUSATO	ITA	Unshu	T.P.	8.4	8.4	8.6	8.4	8.4	8.2	8.8	25.2	0.7	17.64	25.38
			A.P.	8.6	8.6	8.6	8.4	8.6	8.2	8.8	25.8	0.3	7.74	
Antonio DIAZ	VEN	Suparinpei	T.P.	8.2	8.2	8.4	8.2	8.2	7.8	8.4	24.6	0.7	17.22	24.48
			A.P.	8.2	8.0	8.2	8.0	8.0	7.8	8.2	24.2	0.3	7.26	

Legend:	A.P. Athletic Performance	Jx Judges (x=1-7)	T.P. Technical Performance
----------------	----------------------------------	--------------------------	-----------------------------------

Timing and Results provided by  TISSOT




Results

As of FRI 8 JUL 2022

Bout number #8

Winner Name	Country Code	Kata		Judges Marks							Judges Points			Score
				J1	J2	J3	J4	J5	J6	J7	Total	Factor	Result	
X Damian QUINTERO	ESP	Pachu	T.P.	8.8	8.6	8.6	8.8	8.6	8.2	8.4	25.8	0.7	18.06	25.80
			A.P.	8.6	8.6	8.6	8.6	8.8	8.2	8.4	25.8	0.3	7.74	
Yuki Matteo UJIHARA	SUI	Papuren	T.P.	8.4	8.2	8.0	8.2	8.2	7.8	8.2	24.6	0.7	17.22	24.66
			A.P.	8.6	8.4	8.0	8.2	8.4	7.8	8.2	24.8	0.3	7.44	

Legend:	A.P. Athletic Performance	Jx Judges (x=1-7)	T.P. Technical Performance
----------------	----------------------------------	--------------------------	-----------------------------------

Timing and Results provided by  **TISSOT**






Results

As of FRI 8 JUL 2022

Bout number #11

Winner Name	Country Code	Kata		Judges Marks							Judges Points			Score
				J1	J2	J3	J4	J5	J6	J7	Total	Factor	Result	
X Antonio DIAZ	VEN	Anan	T.P.	8.4	8.0	8.4	8.4	8.2	8.6	8.2	25.0	0.7	17.50	24.82
			A.P.	8.2	8.0	7.8	8.2	8.0	8.4	8.2	24.4	0.3	7.32	
Yuki Matteo UJIHARA	SUI	Suparinpei	T.P.	8.2	8.2	8.0	8.2	8.4	8.4	8.0	24.6	0.7	17.22	24.60
			A.P.	8.2	8.2	8.0	8.2	8.2	8.2	7.8	24.6	0.3	7.38	

Legend:	A.P. Athletic Performance	Jx Judges (x=1-7)	T.P. Technical Performance
----------------	----------------------------------	--------------------------	-----------------------------------

Timing and Results provided by  TISSOT




Results

As of FRI 8 JUL 2022

Bout number #12

Winner Name	Country Code	Kata		Judges Marks							Judges Points			Score
				J1	J2	J3	J4	J5	J6	J7	Total	Factor	Result	
X Damian QUINTERO	ESP	Anan Dai	T.P.	8.8	8.4	8.8	8.8	8.8	8.6	8.2	26.2	0.7	18.34	26.08
			A.P.	8.8	8.4	8.4	8.8	8.8	8.6	8.2	25.8	0.3	7.74	
Mattia BUSATO	ITA	Kanku Sho	T.P.	8.2	8.2	8.4	8.6	8.6	8.4	7.8	25.0	0.7	17.50	25.12
			A.P.	8.4	8.2	8.6	8.6	8.8	8.4	7.8	25.4	0.3	7.62	

Legend:
A.P. Athletic Performance **Jx** Judges (x=1-7) **T.P.** Technical Performance

Timing and Results provided by 



Karate

Women's Kumite -50kg






Entry List by Event

As of THU 7 JUL 2022

Country	Name	Date of Birth
ESP - Spain	Morales Ozuna GEMA	2 NOV 1995
GER - Germany	Shara HUBRICH	15 SEP 1997
	Jana MESSERSCHMIDT	1 DEC 1990
IRI - Islamic Republic of Iran	Sara BAHMANYAR	21 MAR 1999
JPN - Japan	Miho MIYAHARA	3 SEP 1996
PHI - Philippines	Junna TSUKII	30 SEP 1991
TPE - Chinese Taipei	Shiau-Shuang GU	7 AUG 1997
UKR - Ukraine	Kryva KATERYNA	6 FEB 1992
USA - United States of America	Eva ALEXANDER	26 SEP 1999
VEN - Venezuela	Yorgelis SALAZAR	10 NOV 1997

Timing and Results provided by  TISSOT





Tournament Summary

As of FRI 8 JUL 2022

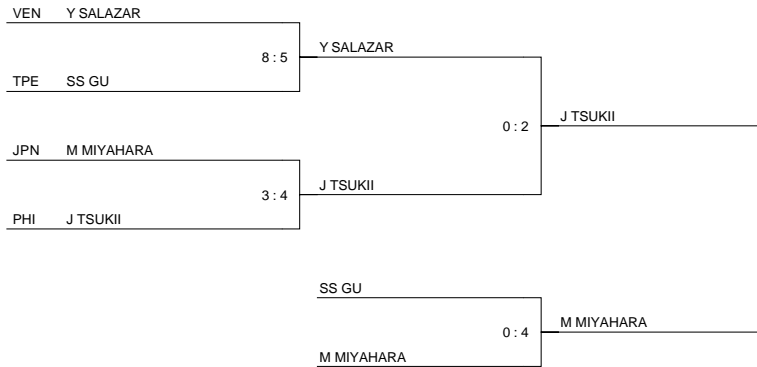
Elimination Round - Pool A

Rank	Country Code	Name	VEN	PHI	GER	ESP	Bouts	W	D	L	Points	Score			
												Total	Yuko	Waza-ari	Ippon
1	VEN	Yorgelis SALAZAR	-	8:1	3:0	4:1	3	3	0	0	6	15:2	1:2	1:0	4:0
2	PHI	Junna TSUKII	1:8	-	6:4	3:3	3	1	0	2	2	10:15	2:4	1:1	2:3
3	GER	Shara HUBRICH	0:3	4:6	-	3:1	3	1	0	2	2	7:10	4:1	0:0	1:3
4	ESP	Morales Ozuna GEMA	1:4	3:3	1:3	-	3	1	0	2	2	5:10	5:5	0:1	0:1

Elimination Round - Pool B

Rank	Country Code	Name	JPN	TPE	USA	UKR	Bouts	W	D	L	Points	Score			
												Total	Yuko	Waza-ari	Ippon
1	JPN	Miho MIYAHARA	-	7:2	1:1	2:1	3	3	0	0	6	10:4	7:4	0:0	1:0
2	TPE	Shiau-Shuang GU	2:7	-	2:0	1:0	3	2	0	1	4	5:7	5:4	0:0	0:1
3	USA	Eva ALEXANDER	1:1	0:2	-	3:1	3	1	0	2	2	4:4	4:4	0:0	0:0
4	UKR	Kryva KATERYNA	1:2	0:1	1:3	-	3	0	0	3	0	2:6	2:6	0:0	0:0


Country Code	Name	Semifinals	Medals
--------------	------	------------	--------



Classification	
1	PHI Junna TSUKII
2	VEN Yorgelis SALAZAR
3	JPN Miho MIYAHARA
4	TPE Shiau-Shuang GU
5	GER Shara HUBRICH
5	USA Eva ALEXANDER
7	ESP Morales Ozuna GEMA
7	UKR Kryva KATERYNA

Note:
 Elimination Round: The top two contestants from each pool qualify to the Semifinals.
 Semifinals and Final: The winner of pool A competes against the second ranked contestant from pool B, and the winner of pool B competes against the second ranked contestant from pool A. The Semifinal winners compete for the gold and silver medals. The Semifinal losers are both awarded bronze medals.

Legend:
 D Bouts drawn L Bouts lost Q Qualified W Bouts won


Timing and Results provided by 



Medallists

As of FRI 8 JUL 2022

Medal	Name	Country
GOLD	Junna TSUKII	PHI - Philippines
SILVER	Yorgelis SALAZAR	VEN - Venezuela
BRONZE	Miho MIYAHARA	JPN - Japan

Timing and Results provided by  TISSOT





Bout Results


As of FRI 8 JUL 2022

Bout Number 51

Yorgelis SALAZAR (VEN) 0 - 2 Junna TSUKII (PHI)
Won by Points

Colour	Name	Country Code	YU	WA	IP	Points	Category 1				Category 2				Winner	
							C	K	HC	H	C	K	HC	H		
Red	Yorgelis SALAZAR	VEN	0	0	0	0										
Blue	Junna TSUKII	PHI	2	0	0	2	X	X								X

Legend:							
C	Chukoku	H	Hansoku	HC	Hansoku Chui	IP	Ippon
K	Keikoku	WA	Waza-ari	YU	Yuko		

Timing and Results provided by  TISSOT



Bout Results


As of FRI 8 JUL 2022

Bout Number 45

Shiau-Shuang GU (TPE) 0 - 4 Miho MIYAHARA (JPN)
Won by Points

Colour	Name	Country Code	YU	WA	IP	Points	Category 1				Category 2				Winner
							C	K	HC	H	C	K	HC	H	
Red	Shiau-Shuang GU	TPE	0	0	0	0									
Blue	Miho MIYAHARA	JPN	2	1	0	4					X				X

Legend:							
C	Chukoku	H	Hansoku	HC	Hansoku Chui	IP	Ippon
K	Keikoku	WA	Waza-ari	YU	Yuko		

Timing and Results provided by 





Bout Results


As of FRI 8 JUL 2022

Bout Number 39

Yorgelis SALAZAR (VEN) 8 - 5 Shiau-Shuang GU (TPE)
Won by Points

Colour	Name	Country Code	YU	WA	IP	Points	Category 1				Category 2				Winner	
							C	K	HC	H	C	K	HC	H		
Red	Yorgelis SALAZAR	VEN	5	0	1	8					X					X
Blue	Shiau-Shuang GU	TPE	2	0	1	5					X					

Legend:							
C	Chukoku	H	Hansoku	HC	Hansoku Chui	IP	Ippon
K	Keikoku	WA	Waza-ari	YU	Yuko		

Timing and Results provided by  TISSOT



Bout Results


As of FRI 8 JUL 2022

Bout Number 239

Miho MIYAHARA (JPN) 3 - 4 Junna TSUKII (PHI)
Won by Points

Colour	Name	Country Code	YU	WA	IP	Points	Category 1				Category 2				Winner
							C	K	HC	H	C	K	HC	H	
Red	Miho MIYAHARA	JPN	0	0	1	3					X	X	X		
Blue	Junna TSUKII	PHI	4	0	0	4					X				X

Legend:							
C	Chukoku	H	Hansoku	HC	Hansoku Chui	IP	Ippon
K	Keikoku	WA	Waza-ari	YU	Yuko		

Timing and Results provided by  TISSOT





Bout Results


As of FRI 8 JUL 2022

Bout Number 13

Yorgelis SALAZAR (VEN) 8 - 1 Junna TSUKII (PHI)
Won by Points

Colour	Name	Country Code	YU	WA	IP	Points	Category 1				Category 2				Winner	
							C	K	HC	H	C	K	HC	H		
Red	Yorgelis SALAZAR	VEN	0	1	2	8										X
Blue	Junna TSUKII	PHI	1	0	0	1					X	X	X			

Legend:							
C	Chukoku	H	Hansoku	HC	Hansoku Chui	IP	Ippon
K	Keikoku	WA	Waza-ari	YU	Yuko		

Timing and Results provided by  TISSOT





Bout Results


As of FRI 8 JUL 2022

Bout Number 14

Morales Ozuna GEMA (ESP) 1 - 3 Shara HUBRICH (GER)
Won by Points

Colour	Name	Country Code	YU	WA	IP	Points	Category 1				Category 2				Winner
							C	K	HC	H	C	K	HC	H	
Red	Morales Ozuna GEMA	ESP	1	0	0	1									
Blue	Shara HUBRICH	GER	3	0	0	3									X

Legend:							
C	Chukoku	H	Hansoku	HC	Hansoku Chui	IP	Ippon
K	Keikoku	WA	Waza-ari	YU	Yuko		

Timing and Results provided by 





Bout Results


As of FRI 8 JUL 2022

Bout Number 17

Yorgelis SALAZAR (VEN) 4 - 1 Morales Ozuna GEMA (ESP)
Won by Points

Colour	Name	Country Code	YU	WA	IP	Points	Category 1				Category 2				Winner	
							C	K	HC	H	C	K	HC	H		
Red	Yorgelis SALAZAR	VEN	1	0	1	4										X
Blue	Morales Ozuna GEMA	ESP	1	0	0	1										

Legend:							
C	Chukoku	H	Hansoku	HC	Hansoku Chui	IP	Ippon
K	Keikoku	WA	Waza-ari	YU	Yuko		

Timing and Results provided by  TISSOT



BIRMINGHAM

Greater Birmingham Convention & Visitors Bureau



REGIONS



Protective



BlueCross BlueShield of Alabama





Bout Results


As of FRI 8 JUL 2022

Bout Number 18

Junna TSUKII (PHI) 6 - 4 Shara HUBRICH (GER)
Won by Points

Colour	Name	Country Code	YU	WA	IP	Points	Category 1				Category 2				Winner
							C	K	HC	H	C	K	HC	H	
Red	Junna TSUKII	PHI	0	0	2	6					X	X	X		X
Blue	Shara HUBRICH	GER	1	0	1	4									

Legend:							
C	Chukoku	H	Hansoku	HC	Hansoku Chui	IP	Ippon
K	Keikoku	WA	Waza-ari	YU	Yuko		

Timing and Results provided by 





Bout Results


As of FRI 8 JUL 2022

Bout Number 21

Junna TSUKII (PHI) 3 - 3 Morales Ozuna GEMA (ESP)
Won by Senshu

Colour	Name	Country Code	YU	WA	IP	Points	Category 1				Category 2				Winner
							C	K	HC	H	C	K	HC	H	
Red	Junna TSUKII	PHI	1	1	0	3									
Blue	Morales Ozuna GEMA	ESP	3	0	0	3									X

Legend:							
C	Chukoku	H	Hansoku	HC	Hansoku Chui	IP	Ippon
K	Keikoku	WA	Waza-ari	YU	Yuko		

Timing and Results provided by 





Bout Results


As of FRI 8 JUL 2022

Bout Number 22

Yorgelis SALAZAR (VEN) 3 - 0 Shara HUBRICH (GER)
Won by Points

Colour	Name	Country Code	YU	WA	IP	Points	Category 1				Category 2				Winner
							C	K	HC	H	C	K	HC	H	
Red	Yorgelis SALAZAR	VEN	0	0	1	3					X	X			X
Blue	Shara HUBRICH	GER	0	0	0	0					X				

Legend:							
C	Chukoku	H	Hansoku	HC	Hansoku Chui	IP	Ippon
K	Keikoku	WA	Waza-ari	YU	Yuko		

Timing and Results provided by  TISSOT





Bout Results


As of FRI 8 JUL 2022

Bout Number 15

Eva ALEXANDER (USA) 0 - 2 Shiau-Shuang GU (TPE)
Won by Points

Colour	Name	Country Code	YU	WA	IP	Points	Category 1				Category 2				Winner
							C	K	HC	H	C	K	HC	H	
Red	Eva ALEXANDER	USA	0	0	0	0									
Blue	Shiau-Shuang GU	TPE	2	0	0	2					X				X

Legend:							
C	Chukoku	H	Hansoku	HC	Hansoku Chui	IP	Ippon
K	Keikoku	WA	Waza-ari	YU	Yuko		

Timing and Results provided by  TISSOT





Bout Results


As of FRI 8 JUL 2022

Bout Number 16

Kryva KATERYNA (UKR) 1 - 2 Miho MIYAHARA (JPN)
Won by Points

Colour	Name	Country Code	YU	WA	IP	Points	Category 1				Category 2				Winner
							C	K	HC	H	C	K	HC	H	
Red	Kryva KATERYNA	UKR	1	0	0	1									
Blue	Miho MIYAHARA	JPN	2	0	0	2					X	X	X		X

Legend:							
C	Chukoku	H	Hansoku	HC	Hansoku Chui	IP	Ippon
K	Keikoku	WA	Waza-ari	YU	Yuko		

Timing and Results provided by  TISSOT





Bout Results


As of FRI 8 JUL 2022

Bout Number 19

Eva ALEXANDER (USA) 3 - 1 Kryva KATERYNA (UKR)
Won by Points

Colour	Name	Country Code	YU	WA	IP	Points	Category 1				Category 2				Winner	
							C	K	HC	H	C	K	HC	H		
Red	Eva ALEXANDER	USA	3	0	0	3										X
Blue	Kryva KATERYNA	UKR	1	0	0	1										

Legend:							
C	Chukoku	H	Hansoku	HC	Hansoku Chui	IP	Ippon
K	Keikoku	WA	Waza-ari	YU	Yuko		

Timing and Results provided by  TISSOT





Bout Results


As of FRI 8 JUL 2022

Bout Number 20

Shiau-Shuang GU (TPE) 2 - 7 Miho MIYAHARA (JPN)
Won by Points

Colour	Name	Country Code	YU	WA	IP	Points	Category 1				Category 2				Winner
							C	K	HC	H	C	K	HC	H	
Red	Shiau-Shuang GU	TPE	2	0	0	2									
Blue	Miho MIYAHARA	JPN	4	0	1	7					X				X

Legend:							
C	Chukoku	H	Hansoku	HC	Hansoku Chui	IP	Ippon
K	Keikoku	WA	Waza-ari	YU	Yuko		

Timing and Results provided by 





Bout Results


As of FRI 8 JUL 2022

Bout Number 23

Shiau-Shuang GU (TPE) 1 - 0 Kryva KATERYNA (UKR)
Won by Points

Colour	Name	Country Code	YU	WA	IP	Points	Category 1				Category 2				Winner
							C	K	HC	H	C	K	HC	H	
Red	Shiau-Shuang GU	TPE	1	0	0	1									X
Blue	Kryva KATERYNA	UKR	0	0	0	0									

Legend:							
C	Chukoku	H	Hansoku	HC	Hansoku Chui	IP	Ippon
K	Keikoku	WA	Waza-ari	YU	Yuko		

Timing and Results provided by  TISSOT



Bout Results


As of FRI 8 JUL 2022

Bout Number 24

Eva ALEXANDER (USA) 1 - 1 Miho MIYAHARA (JPN)
Won by Senshu

Colour	Name	Country Code	YU	WA	IP	Points	Category 1				Category 2				Winner
							C	K	HC	H	C	K	HC	H	
Red	Eva ALEXANDER	USA	1	0	0	1					X				
Blue	Miho MIYAHARA	JPN	1	0	0	1					X	X			X

Legend:							
C	Chukoku	H	Hansoku	HC	Hansoku Chui	IP	Ippon
K	Keikoku	WA	Waza-ari	YU	Yuko		

Timing and Results provided by  TISSOT



Karate

Women's Kumite -55kg





Entry List by Event

As of THU 7 JUL 2022

Country	Name	Date of Birth
BRA - Brazil	Valeria KUMIZAKI	15 APR 1985
BUL - Bulgaria	Ivet GORANOVA	6 MAR 2000
CAN - Canada	Kathryn CAMPBELL	8 AUG 1990
EGY - Egypt	Ahlam YOUSSEF	5 DEC 1999
GER - Germany	Jana MESSERSCHMIDT	1 DEC 1990
LUX - Luxembourg	Jennifer WARLING	25 MAR 1994
UKR - Ukraine	Anzhelika TERLIUGA	27 MAR 1992
USA - United States of America	Trinity ALLEN	22 FEB 2001

Timing and Results provided by  TISSOT





Tournament Summary

As of FRI 8 JUL 2022

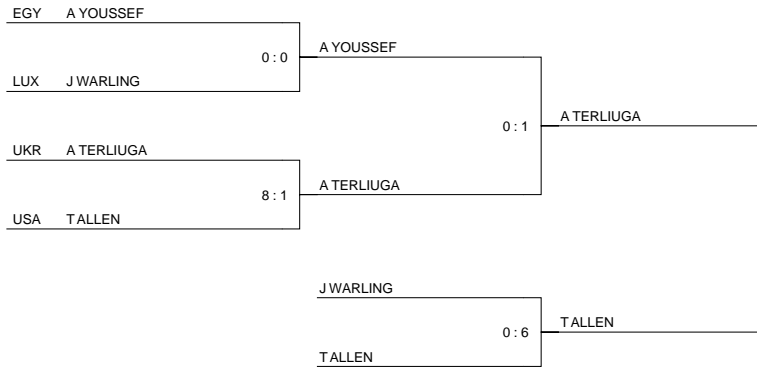
Elimination Round - Pool A

Rank	Country Code	Name	EGY	USA	GER	CAN	Bouts	W	D	L	Points	Score			
												Total	Yuko	Waza-ari	Ippon
1	EGY	Ahlam YOUSSEF	-	0:0	6:2	9:1	3	2	1	0	5	15:3	6:3	0:0	3:0
2	USA	Trinity ALLEN	0:0	-	1:0	8:1	3	2	1	0	5	9:1	4:1	1:0	1:0
3	GER	Jana MESSERSCHMIDT	2:6	0:1	-	6:0	3	1	0	2	2	8:7	8:4	0:0	0:1
4	CAN	Kathryn CAMPBELL	1:9	1:8	0:6	-	3	0	0	3	0	2:23	2:12	0:1	0:3

Elimination Round - Pool B

Rank	Country Code	Name	UKR	LUX	BUL	BRA	Bouts	W	D	L	Points	Score			
												Total	Yuko	Waza-ari	Ippon
1	UKR	Anzhelika TERLIUGA	-	4:1	3:0	3:3	3	2	1	0	5	10:4	1:1	0:0	3:1
2	LUX	Jennifer WARLING	1:4	-	5:1	1:0	3	2	0	1	4	7:5	4:2	0:0	1:1
3	BUL	Ivet GORANOVA	0:3	1:5	-	1:0	3	1	0	2	2	2:8	2:2	0:0	0:2
4	BRA	Valeria KUMIZAKI	3:3	0:1	0:1	-	3	0	1	2	1	3:5	0:2	0:0	1:1

Country Code	Name	Semifinals	Medals
--------------	------	------------	--------



Classification	
1	UKR Anzhelika TERLIUGA
2	EGY Ahlam YOUSSEF
3	USA Trinity ALLEN
4	LUX Jennifer WARLING
5	BUL Ivet GORANOVA
5	GER Jana MESSERSCHMIDT
7	BRA Valeria KUMIZAKI
7	CAN Kathryn CAMPBELL


Note:

Elimination Round: The top two contestants from each pool qualify to the Semifinals.

Semifinals and Final: The winner of pool A competes against the second ranked contestant from pool B, and the winner of pool B competes against the second ranked contestant from pool A. The Semifinal winners compete for the gold and silver medals. The Semifinal losers are both awarded bronze medals.

Legend:

D Bouts drawn L Bouts lost Q Qualified W Bouts won


Timing and Results provided by  TISSOT



Medallists

As of FRI 8 JUL 2022

Medal	Name	Country
GOLD	Anzhelika TERLIUGA	UKR - Ukraine
SILVER	Ahlam YOUSSEF	EGY - Egypt
BRONZE	Trinity ALLEN	USA - United States of America

Timing and Results provided by  **TISSOT**





Bout Results


As of FRI 8 JUL 2022

Bout Number 53

Ahlan YOUSSEF (EGY) 0 - 1 Anzhelika TERLIUGA (UKR)
Won by Points

Colour	Name	Country Code	YU	WA	IP	Points	Category 1				Category 2				Winner
							C	K	HC	H	C	K	HC	H	
Red	Ahlan YOUSSEF	EGY	0	0	0	0					X	X			
Blue	Anzhelika TERLIUGA	UKR	1	0	0	1					X	X	X		X

Legend:							
C	Chukoku	H	Hansoku	HC	Hansoku Chui	IP	Ippon
K	Keikoku	WA	Waza-ari	YU	Yuko		

Timing and Results provided by  TISSOT





Bout Results


As of FRI 8 JUL 2022

Bout Number 47

Jennifer WARLING (LUX) 0 - 6 Trinity ALLEN (USA)
Won by Points

Colour	Name	Country Code	YU	WA	IP	Points	Category 1				Category 2				Winner
							C	K	HC	H	C	K	HC	H	
Red	Jennifer WARLING	LUX	0	0	0	0					X				
Blue	Trinity ALLEN	USA	1	1	1	6					X	X			X

Legend:							
C	Chukoku	H	Hansoku	HC	Hansoku Chui	IP	Ippon
K	Keikoku	WA	Waza-ari	YU	Yuko		

Timing and Results provided by 



Bout Results

As of FRI 8 JUL 2022


Bout Number 40

Ahlan YOUSSEF (EGY) 0 - 0 Jennifer WARLING (LUX)
Won by Hantei

Colour	Name	Country Code	YU	WA	IP	Points	Category 1				Category 2				Winner	
							C	K	HC	H	C	K	HC	H		
Red	Ahlan YOUSSEF	EGY	0	0	0	0										X
Blue	Jennifer WARLING	LUX	0	0	0	0										

Legend:

C	Chukoku	H	Hansoku	HC	Hansoku Chui	IP	Ippon
K	Keikoku	WA	Waza-ari	YU	Yuko		

Timing and Results provided by 



BIRMINGHAM

Greater Birmingham Convention & Visitors Bureau



REGIONS



Protective



BlueCross BlueShield of Alabama



Bout Results


As of FRI 8 JUL 2022

Bout Number 240

Anzhelika TERLIUGA (UKR) 8 - 1 Trinity ALLEN (USA)
Won by Points

Colour	Name	Country Code	YU	WA	IP	Points	Category 1				Category 2				Winner	
							C	K	HC	H	C	K	HC	H		
Red	Anzhelika TERLIUGA	UKR	0	1	2	8										X
Blue	Trinity ALLEN	USA	1	0	0	1					X	X				

Legend:							
C	Chukoku	H	Hansoku	HC	Hansoku Chui	IP	Ippon
K	Keikoku	WA	Waza-ari	YU	Yuko		

Timing and Results provided by  TISSOT





Bout Results


As of FRI 8 JUL 2022

Bout Number 213

Trinity ALLEN (USA) 8 - 1 Kathryn CAMPBELL (CAN)
Won by Points

Colour	Name	Country Code	YU	WA	IP	Points	Category 1				Category 2				Winner	
							C	K	HC	H	C	K	HC	H		
Red	Trinity ALLEN	USA	3	1	1	8										X
Blue	Kathryn CAMPBELL	CAN	1	0	0	1	X									

Legend:							
C	Chukoku	H	Hansoku	HC	Hansoku Chui	IP	Ippon
K	Keikoku	WA	Waza-ari	YU	Yuko		

Timing and Results provided by 





Bout Results


As of FRI 8 JUL 2022

Bout Number 214

Jana MESSERSCHMIDT (GER) 2 - 6 Ahlam YOUSSEF (EGY)
Won by Points

Colour	Name	Country Code	YU	WA	IP	Points	Category 1				Category 2				Winner
							C	K	HC	H	C	K	HC	H	
Red	Jana MESSERSCHMIDT	GER	2	0	0	2									
Blue	Ahlam YOUSSEF	EGY	3	0	1	6									X

Legend:							
C	Chukoku	H	Hansoku	HC	Hansoku Chui	IP	Ippon
K	Keikoku	WA	Waza-ari	YU	Yuko		

Timing and Results provided by  TISSOT



Bout Results


As of FRI 8 JUL 2022

Bout Number 217

Trinity ALLEN (USA) 1 - 0 Jana MESSERSCHMIDT (GER)
Won by Points

Colour	Name	Country Code	YU	WA	IP	Points	Category 1				Category 2				Winner
							C	K	HC	H	C	K	HC	H	
Red	Trinity ALLEN	USA	1	0	0	1					X	X	X		X
Blue	Jana MESSERSCHMIDT	GER	0	0	0	0									

Legend:							
C	Chukoku	H	Hansoku	HC	Hansoku Chui	IP	Ippon
K	Keikoku	WA	Waza-ari	YU	Yuko		

Timing and Results provided by 



Bout Results


As of FRI 8 JUL 2022

Bout Number 218

Kathryn CAMPBELL (CAN) 1 - 9 Ahlam YOUSSEF (EGY)
Won by Points

Colour	Name	Country Code	YU	WA	IP	Points	Category 1				Category 2				Winner
							C	K	HC	H	C	K	HC	H	
Red	Kathryn CAMPBELL	CAN	1	0	0	1									
Blue	Ahlam YOUSSEF	EGY	3	0	2	9									X

Legend:							
C	Chukoku	H	Hansoku	HC	Hansoku Chui	IP	Ippon
K	Keikoku	WA	Waza-ari	YU	Yuko		

Timing and Results provided by 



Bout Results


As of FRI 8 JUL 2022

Bout Number 221

Kathryn CAMPBELL (CAN) 0 - 6 Jana MESSERSCHMIDT (GER)
Won by Points

Colour	Name	Country Code	YU	WA	IP	Points	Category 1				Category 2				Winner
							C	K	HC	H	C	K	HC	H	
Red	Kathryn CAMPBELL	CAN	0	0	0	0									
Blue	Jana MESSERSCHMIDT	GER	6	0	0	6					X				X

Legend:							
C	Chukoku	H	Hansoku	HC	Hansoku Chui	IP	Ippon
K	Keikoku	WA	Waza-ari	YU	Yuko		

Timing and Results provided by 



Bout Results


As of FRI 8 JUL 2022

Bout Number 222

Trinity ALLEN (USA) 0 - 0 Ahlam YOUSSEF (EGY)
No Winner

Colour	Name	Country Code	YU	WA	IP	Points	Category 1				Category 2				Winner
							C	K	HC	H	C	K	HC	H	
Red	Trinity ALLEN	USA	0	0	0	0					X	X			
Blue	Ahlam YOUSSEF	EGY	0	0	0	0					X	X			

Legend:							
C	Chukoku	H	Hansoku	HC	Hansoku Chui	IP	Ippon
K	Keikoku	WA	Waza-ari	YU	Yuko		

Timing and Results provided by  TISSOT





Bout Results


As of FRI 8 JUL 2022

Bout Number 215

Ivet GORANOVA (BUL) 1 - 5 Jennifer WARLING (LUX)
Won by Points

Colour	Name	Country Code	YU	WA	IP	Points	Category 1				Category 2				Winner
							C	K	HC	H	C	K	HC	H	
Red	Ivet GORANOVA	BUL	1	0	0	1					X	X	X		
Blue	Jennifer WARLING	LUX	2	0	1	5					X				X

Legend:							
C	Chukoku	H	Hansoku	HC	Hansoku Chui	IP	Ippon
K	Keikoku	WA	Waza-ari	YU	Yuko		

Timing and Results provided by  TISSOT



Bout Results


As of FRI 8 JUL 2022

Bout Number 216

Anzhelika TERLIUGA (UKR) **3 - 3** Valeria KUMIZAKI (BRA)
No Winner

Colour	Name	Country Code	YU	WA	IP	Points	Category 1				Category 2				Winner
							C	K	HC	H	C	K	HC	H	
Red	Anzhelika TERLIUGA	UKR	0	0	1	3									
Blue	Valeria KUMIZAKI	BRA	0	0	1	3					X	X	X		

Legend:							
C	Chukoku	H	Hansoku	HC	Hansoku Chui	IP	Ippon
K	Keikoku	WA	Waza-ari	YU	Yuko		

Timing and Results provided by 



Bout Results

As of FRI 8 JUL 2022


Bout Number 219

Ivet GORANOVA (BUL) 0 - 3 Anzhelika TERLIUGA (UKR)
Won by Points

Colour	Name	Country Code	YU	WA	IP	Points	Category 1				Category 2				Winner
							C	K	HC	H	C	K	HC	H	
Red	Ivet GORANOVA	BUL	0	0	0	0					X	X	X		
Blue	Anzhelika TERLIUGA	UKR	0	0	1	3					X				X

Legend:

C	Chukoku	H	Hansoku	HC	Hansoku Chui	IP	Ippon
K	Keikoku	WA	Waza-ari	YU	Yuko		

Timing and Results provided by  TISSOT





Bout Results


As of FRI 8 JUL 2022

Bout Number 220

Jennifer WARLING (LUX) 1 - 0 Valeria KUMIZAKI (BRA)
Won by Points

Colour	Name	Country Code	YU	WA	IP	Points	Category 1				Category 2				Winner
							C	K	HC	H	C	K	HC	H	
Red	Jennifer WARLING	LUX	1	0	0	1					X	X	X		X
Blue	Valeria KUMIZAKI	BRA	0	0	0	0					X				

Legend:							
C	Chukoku	H	Hansoku	HC	Hansoku Chui	IP	Ippon
K	Keikoku	WA	Waza-ari	YU	Yuko		

Timing and Results provided by  TISSOT



Bout Results


As of FRI 8 JUL 2022

Bout Number 223

Jennifer WARLING (LUX) 1 - 4 Anzhelika TERLIUGA (UKR)
Won by Points

Colour	Name	Country Code	YU	WA	IP	Points	Category 1				Category 2				Winner
							C	K	HC	H	C	K	HC	H	
Red	Jennifer WARLING	LUX	1	0	0	1									
Blue	Anzhelika TERLIUGA	UKR	1	0	1	4					X				X

Legend:							
C	Chukoku	H	Hansoku	HC	Hansoku Chui	IP	Ippon
K	Keikoku	WA	Waza-ari	YU	Yuko		

Timing and Results provided by  TISSOT





Bout Results


As of FRI 8 JUL 2022

Bout Number 224

Ivet GORANOVA (BUL) 1 - 0 Valeria KUMIZAKI (BRA)
Won by Points

Colour	Name	Country Code	YU	WA	IP	Points	Category 1				Category 2				Winner
							C	K	HC	H	C	K	HC	H	
Red	Ivet GORANOVA	BUL	1	0	0	1					X	X	X		X
Blue	Valeria KUMIZAKI	BRA	0	0	0	0									

Legend:							
C	Chukoku	H	Hansoku	HC	Hansoku Chui	IP	Ippon
K	Keikoku	WA	Waza-ari	YU	Yuko		

Timing and Results provided by 





Karate

Women's Kumite -61kg






Entry List by Event

As of FRI 8 JUL 2022

Country	Name	Date of Birth
CAN - Canada	Haya JUMAA	8 NOV 1993
EGY - Egypt	Dahab ALI	20 DEC 1999
NED - Netherlands	Lynn SNEL	14 MAY 1998
PER - Peru	Alexandra GRANDE	5 FEB 1990
SVK - Slovakia	Ingrida SUCHANKOVA	8 FEB 1993
SWE - Sweden	Anna-Johanna NILSSON	23 AUG 1998
UKR - Ukraine	Anita SEROGINA	16 JAN 1990
USA - United States of America	Christina KLINEPETER	18 SEP 1979

Timing and Results provided by  TISSOT





Tournament Summary

As of SAT 9 JUL 2022

Elimination Round - Pool A

Rank	Country Code	Name	EGY	UKR	NED	USA	Bouts	W	D	L	Points	Score			
												Total	Yuko	Waza-ari	Ippon
1	EGY	Dahab ALI	-	2:1	2:2	9:0	3	2	1	0	5	13:3	10:1	0:1	1:0
2	UKR	Anita SEROGINA	1:2	-	3:1	7:2	3	2	0	1	4	11:5	8:5	0:0	1:0
3	NED	Lynn SNEL	2:2	1:3	-	9:0	3	1	1	1	3	12:5	2:5	2:0	2:0
4	USA	Christina KLINEPETER	0:9	2:7	0:9	-	3	0	0	3	0	2:25	2:11	0:1	0:4

Elimination Round - Pool B

Rank	Country Code	Name	SVK	PER	CAN	SWE	Bouts	W	D	L	Points	Score			
												Total	Yuko	Waza-ari	Ippon
1	SVK	Ingrida SUCHANKOVA	-	6:5	2:3	4:2	3	2	0	1	4	12:10	10:6	1:2	0:0
2	PER	Alexandra GRANDE	5:6	-	4:4	3:2	3	2	0	1	4	12:12	8:10	2:1	0:0
3	CAN	Haya JUMAA	3:2	4:4	-	2:0	3	2	0	1	4	9:6	3:4	3:1	0:0
4	SWE	Anna-Johanna NILSSON	2:4	2:3	0:2	-	3	0	0	3	0	4:9	4:5	0:2	0:0


Country Code	Name	Semifinals	Medals
--------------	------	------------	--------



Classification	
1	UKR Anita SEROGINA
2	PER Alexandra GRANDE
3	SVK Ingrida SUCHANKOVA
4	EGY Dahab ALI
5	NED Lynn SNEL
6	CAN Haya JUMAA
7	USA Christina KLINEPETER
8	SWE Anna-Johanna NILSSON

Note:
 Elimination Round: The top two contestants from each pool qualify to the Semifinals.
 Semifinals and Final: The winner of pool A competes against the second ranked contestant from pool B, and the winner of pool B competes against the second ranked contestant from pool A. The Semifinal winners compete for the gold and silver medals. The Semifinal losers are both awarded bronze medals.

Legend:
 D Bouts drawn L Bouts lost Q Qualified W Bouts won


Timing and Results provided by 



Medallists

As of SAT 9 JUL 2022

Medal	Name	Country
GOLD	Anita SEROGINA	UKR - Ukraine
SILVER	Alexandra GRANDE	PER - Peru
BRONZE	Ingrida SUCHANKOVA	SVK - Slovakia

Timing and Results provided by  TISSOT





Bout Results


As of SAT 9 JUL 2022

Bout Number 100

Alexandra GRANDE (PER) 2 - 3 Anita SEROGINA (UKR)
 Won by Points

Colour	Name	Country Code	YU	WA	IP	Points	Category 1				Category 2				Winner
							C	K	HC	H	C	K	HC	H	
Red	Alexandra GRANDE	PER	2	0	0	2					X	X			
Blue	Anita SEROGINA	UKR	1	1	0	3					X	X	X		X

Legend:			
C	Chukoku	H	Hansoku
K	Keikoku	WA	Waza-ari
HC	Hansoku Chui	IP	Ippon
YU	Yuko		

Timing and Results provided by 





Bout Results


As of SAT 9 JUL 2022

Bout Number 94

Dahab ALI (EGY) 1 - 3 Ingrida SUCHANKOVA (SVK)
 Won by Points

Colour	Name	Country Code	YU	WA	IP	Points	Category 1				Category 2				Winner
							C	K	HC	H	C	K	HC	H	
Red	Dahab ALI	EGY	1	0	0	1					X	X	X		
Blue	Ingrida SUCHANKOVA	SVK	3	0	0	3	X				X	X	X		X

Legend:							
C	Chukoku	H	Hansoku	HC	Hansoku Chui	IP	Ippon
K	Keikoku	WA	Waza-ari	YU	Yuko		

Timing and Results provided by 





Bout Results


As of SAT 9 JUL 2022

Bout Number 88

Dahab ALI (EGY) 3 - 3 Alexandra GRANDE (PER)
 Won by Senshu

Colour	Name	Country Code	YU	WA	IP	Points	Category 1				Category 2				Winner
							C	K	HC	H	C	K	HC	H	
Red	Dahab ALI	EGY	3	0	0	3									
Blue	Alexandra GRANDE	PER	3	0	0	3									X

Legend:							
C	Chukoku	H	Hansoku	HC	Hansoku Chui	IP	Ippon
K	Keikoku	WA	Waza-ari	YU	Yuko		

Timing and Results provided by 





Bout Results


As of SAT 9 JUL 2022

Bout Number 276

Ingrida SUCHANKOVA (SVK) 2 - 3 Anita SEROGINA (UKR)
Won by Points

Colour	Name	Country Code	YU	WA	IP	Points	Category 1				Category 2				Winner
							C	K	HC	H	C	K	HC	H	
Red	Ingrida SUCHANKOVA	SVK	2	0	0	2									
Blue	Anita SEROGINA	UKR	3	0	0	3					X	X			X

Legend:							
C	Chukoku	H	Hansoku	HC	Hansoku Chui	IP	Ippon
K	Keikoku	WA	Waza-ari	YU	Yuko		

Timing and Results provided by 



Bout Results


As of SAT 9 JUL 2022

Bout Number 55

Lynn SNEL (NED) 2 - 2 Dahab ALI (EGY)
No Winner

Colour	Name	Country Code	YU	WA	IP	Points	Category 1				Category 2				Winner
							C	K	HC	H	C	K	HC	H	
Red	Lynn SNEL	NED	0	1	0	2					X				
Blue	Dahab ALI	EGY	2	0	0	2					X	X	X		

Legend:			
C	Chukoku	H	Hansoku
K	Keikoku	WA	Waza-ari
HC	Hansoku Chui	IP	Ippon
YU	Yuko		

Timing and Results provided by 



Bout Results


As of SAT 9 JUL 2022

Bout Number 56

Christina KLINEPETER (USA) 2 - 7 Anita SEROGINA (UKR)
 Won by Points

Colour	Name	Country Code	YU	WA	IP	Points	Category 1				Category 2				Winner
							C	K	HC	H	C	K	HC	H	
Red	Christina KLINEPETER	USA	2	0	0	2									
Blue	Anita SEROGINA	UKR	4	0	1	7					X				X

Legend:							
C	Chukoku	H	Hansoku	HC	Hansoku Chui	IP	Ippon
K	Keikoku	WA	Waza-ari	YU	Yuko		

Timing and Results provided by 





Bout Results


As of SAT 9 JUL 2022

Bout Number 59

Lynn SNEL (NED) 9 - 0 Christina KLINEPETER (USA)
Won by Points

Colour	Name	Country Code	YU	WA	IP	Points	Category 1				Category 2				Winner	
							C	K	HC	H	C	K	HC	H		
Red	Lynn SNEL	NED	1	1	2	9										X
Blue	Christina KLINEPETER	USA	0	0	0	0					X	X	X			

Legend:							
C	Chukoku	H	Hansoku	HC	Hansoku Chui	IP	Ippon
K	Keikoku	WA	Waza-ari	YU	Yuko		

Timing and Results provided by  TISSOT



Bout Results


As of SAT 9 JUL 2022

Bout Number 60

Dahab ALI (EGY) 2 - 1 Anita SEROGINA (UKR)
Won by Points

Colour	Name	Country Code	YU	WA	IP	Points	Category 1				Category 2				Winner	
							C	K	HC	H	C	K	HC	H		
Red	Dahab ALI	EGY	2	0	0	2										X
Blue	Anita SEROGINA	UKR	1	0	0	1										

Legend:							
C	Chukoku	H	Hansoku	HC	Hansoku Chui	IP	Ippon
K	Keikoku	WA	Waza-ari	YU	Yuko		

Timing and Results provided by 



Bout Results


As of SAT 9 JUL 2022

Bout Number 63

Dahab ALI (EGY) 9 - 0 Christina KLINEPETER (USA)
Won by Points

Colour	Name	Country Code	YU	WA	IP	Points	Category 1				Category 2				Winner	
							C	K	HC	H	C	K	HC	H		
Red	Dahab ALI	EGY	6	0	1	9										X
Blue	Christina KLINEPETER	USA	0	0	0	0										

Legend:							
C	Chukoku	H	Hansoku	HC	Hansoku Chui	IP	Ippon
K	Keikoku	WA	Waza-ari	YU	Yuko		

Timing and Results provided by  TISSOT





Bout Results


As of SAT 9 JUL 2022

Bout Number 64

Lynn SNEL (NED) 1 - 3 Anita SEROGINA (UKR)
 Won by Points

Colour	Name	Country Code	YU	WA	IP	Points	Category 1				Category 2				Winner
							C	K	HC	H	C	K	HC	H	
Red	Lynn SNEL	NED	1	0	0	1					X	X	X		
Blue	Anita SEROGINA	UKR	3	0	0	3					X	X	X		X

Legend:							
C	Chukoku	H	Hansoku	HC	Hansoku Chui	IP	Ippon
K	Keikoku	WA	Waza-ari	YU	Yuko		

Timing and Results provided by 



Bout Results


As of SAT 9 JUL 2022

Bout Number 57

Haya JUMAA (CAN) 3 - 2 Ingrida SUCHANKOVA (SVK)
Won by Points

Colour	Name	Country Code	YU	WA	IP	Points	Category 1				Category 2				Winner
							C	K	HC	H	C	K	HC	H	
Red	Haya JUMAA	CAN	1	1	0	3					X				X
Blue	Ingrida SUCHANKOVA	SVK	2	0	0	2	X				X				

Legend:			
C	Chukoku	H	Hansoku
K	Keikoku	WA	Waza-ari
		HC	Hansoku Chui
		YU	Yuko
		IP	Ippon

Timing and Results provided by 



Bout Results

As of SAT 9 JUL 2022


Bout Number 58

Anna-Johanna NILSSON (SWE) 2 - 3 Alexandra GRANDE (PER)
Won by Points

Colour	Name	Country Code	YU	WA	IP	Points	Category 1				Category 2				Winner
							C	K	HC	H	C	K	HC	H	
Red	Anna-Johanna NILSSON	SWE	2	0	0	2					X	X	X		
Blue	Alexandra GRANDE	PER	3	0	0	3					X	X	X		X

Legend:

C	Chukoku	H	Hansoku	HC	Hansoku Chui	IP	Ippon
K	Keikoku	WA	Waza-ari	YU	Yuko		

Timing and Results provided by  TISSOT





Bout Results


As of SAT 9 JUL 2022

Bout Number 61

Haya JUMAA (CAN) 2 - 0 Anna-Johanna NILSSON (SWE)
Won by Points

Colour	Name	Country Code	YU	WA	IP	Points	Category 1				Category 2				Winner	
							C	K	HC	H	C	K	HC	H		
Red	Haya JUMAA	CAN	0	1	0	2					X					X
Blue	Anna-Johanna NILSSON	SWE	0	0	0	0					X					

Legend:							
C	Chukoku	H	Hansoku	HC	Hansoku Chui	IP	Ippon
K	Keikoku	WA	Waza-ari	YU	Yuko		

Timing and Results provided by 



Bout Results


As of SAT 9 JUL 2022

Bout Number 62

Ingrida SUCHANKOVA (SVK) 6 - 5 Alexandra GRANDE (PER)
Won by Points

Colour	Name	Country Code	YU	WA	IP	Points	Category 1				Category 2				Winner	
							C	K	HC	H	C	K	HC	H		
Red	Ingrida SUCHANKOVA	SVK	6	0	0	6										X
Blue	Alexandra GRANDE	PER	3	1	0	5					X	X	X			

Legend:							
C	Chukoku	H	Hansoku	HC	Hansoku Chui	IP	Ippon
K	Keikoku	WA	Waza-ari	YU	Yuko		

Timing and Results provided by  TISSOT



Bout Results


As of SAT 9 JUL 2022

Bout Number 65

Ingrida SUCHANKOVA (SVK) 4 - 2 Anna-Johanna NILSSON (SWE)
Won by Points

Colour	Name	Country Code	YU	WA	IP	Points	Category 1				Category 2				Winner	
							C	K	HC	H	C	K	HC	H		
Red	Ingrida SUCHANKOVA	SVK	2	1	0	4	X					X	X	X		X
Blue	Anna-Johanna NILSSON	SWE	2	0	0	2					X	X				

Legend:							
C	Chukoku	H	Hansoku	HC	Hansoku Chui	IP	Ippon
K	Keikoku	WA	Waza-ari	YU	Yuko		

Timing and Results provided by  TISSOT



Bout Results


As of SAT 9 JUL 2022

Bout Number 66

Haya JUMAA (CAN) 4 - 4 Alexandra GRANDE (PER)
Won by Senshu

Colour	Name	Country Code	YU	WA	IP	Points	Category 1				Category 2				Winner
							C	K	HC	H	C	K	HC	H	
Red	Haya JUMAA	CAN	2	1	0	4	X	X			X				
Blue	Alexandra GRANDE	PER	2	1	0	4					X				X

Legend:							
C	Chukoku	H	Hansoku	HC	Hansoku Chui	IP	Ippon
K	Keikoku	WA	Waza-ari	YU	Yuko		

Timing and Results provided by 



Karate

Women's Kumite -68kg






Entry List by Event

As of FRI 8 JUL 2022

Country	Name	Date of Birth
AUT - Austria	Alisa BUCHINGER	26 OCT 1992
AZE - Azerbaijan	Zaretska IRINA	4 MAR 1996
CAN - Canada	Melissa BRATIC	15 NOV 1999
FRA - France	Alizee AGIER	7 JUL 1994
ITA - Italy	Silvia SEMERARO	2 MAY 1996
SUI - Switzerland	Elena QUIRICI	16 FEB 1994
UKR - Ukraine	Halyna MELNYK	25 FEB 1994
USA - United States of America	Skylar LINGL	11 MAY 2000

Timing and Results provided by  TISSOT





Tournament Summary

As of SAT 9 JUL 2022

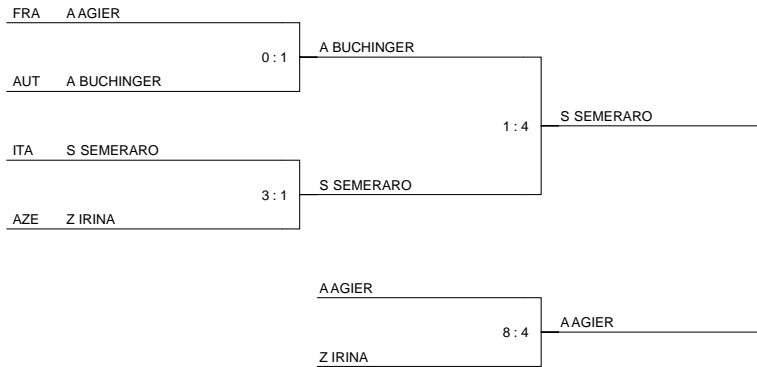
Elimination Round - Pool A

Rank	Country Code	Name	FRA	AZE	SUI	UKR	Bouts	W	D	L	Points	Score				
												Total	Yuko	Waza-ari	Ippon	
1	FRA	Alizee AGIER	-	7:4	3:0	3:3	3	2	1	0	5	13:7	3:1	2:0	2:2	Q
2	AZE	Zaretska IRINA	4:7	-	9:1	5:1	3	2	0	1	4	18:9	7:4	1:1	3:1	Q
3	SUI	Elena QUIRICI	0:3	1:9	-	5:1	3	1	0	2	2	6:13	4:6	1:2	0:1	
4	UKR	Halyna MELNYK	3:3	1:5	1:5	-	3	0	1	2	1	5:13	2:5	0:1	1:2	

Elimination Round - Pool B

Rank	Country Code	Name	ITA	AUT	USA	CAN	Bouts	W	D	L	Points	Score				
												Total	Yuko	Waza-ari	Ippon	
1	ITA	Silvia SEMERARO	-	4:2	3:0	4:0	3	3	0	0	6	11:2	6:2	1:0	1:0	Q
2	AUT	Alisa BUCHINGER	2:4	-	2:0	2:0	3	2	0	1	4	6:4	4:2	1:1	0:0	Q
3	USA	Skylar LINGL	0:3	0:2	-	3:2	3	1	0	2	2	3:7	1:7	1:0	0:0	
4	CAN	Melissa BRATIC	0:4	0:2	2:3	-	3	0	0	3	0	2:9	2:2	0:2	0:1	


Country Code	Name	Semifinals	Medals
--------------	------	------------	--------



Classification	
1	ITA Silvia SEMERARO
2	AUT Alisa BUCHINGER
3	FRA Alizee AGIER
4	AZE Zaretska IRINA
5	USA Skylar LINGL
5	SUI Elena QUIRICI
7	CAN Melissa BRATIC
7	UKR Halyna MELNYK

Note:
 Elimination Round: The top two contestants from each pool qualify to the Semifinals.
 Semifinals and Final: The winner of pool A competes against the second ranked contestant from pool B, and the winner of pool B competes against the second ranked contestant from pool A. The Semifinal winners compete for the gold and silver medals. The Semifinal losers are both awarded bronze medals.

Legend:
 D Bouts drawn L Bouts lost Q Qualified W Bouts won

Timing and Results provided by 






Medallists

As of SAT 9 JUL 2022

Medal	Name	Country
GOLD	Silvia SEMERARO	ITA - Italy
SILVER	Alisa BUCHINGER	AUT - Austria
BRONZE	Alizee AGIER	FRA - France

Timing and Results provided by  **TISSOT**





Bout Results


As of SAT 9 JUL 2022

Bout Number 102

Alisa BUCHINGER (AUT) 1 - 4 Silvia SEMERARO (ITA)
 Won by Points

Colour	Name	Country Code	YU	WA	IP	Points	Category 1				Category 2				Winner
							C	K	HC	H	C	K	HC	H	
Red	Alisa BUCHINGER	AUT	1	0	0	1					X				
Blue	Silvia SEMERARO	ITA	2	1	0	4					X				X

Legend:							
C	Chukoku	H	Hansoku	HC	Hansoku Chui	IP	Ippon
K	Keikoku	WA	Waza-ari	YU	Yuko		

Timing and Results provided by 





Bout Results


As of SAT 9 JUL 2022

Bout Number 96

Alizee AGIER (FRA) 8 - 4 Zaretska IRINA (AZE)
Won by Points

Colour	Name	Country Code	YU	WA	IP	Points	Category 1				Category 2				Winner
							C	K	HC	H	C	K	HC	H	
Red	Alizee AGIER	FRA	0	1	2	8					X	X	X		X
Blue	Zaretska IRINA	AZE	2	1	0	4					X	X	X		

Legend:			
C	Chukoku	H	Hansoku
K	Keikoku	WA	Waza-ari
		HC	Hansoku Chui
		YU	Yuko
		IP	Ippon

Timing and Results provided by 





Bout Results


As of SAT 9 JUL 2022

Bout Number 89

Alizee AGIER (FRA) 0 - 1 Alisa BUCHINGER (AUT)
 Won by Points

Colour	Name	Country Code	YU	WA	IP	Points	Category 1				Category 2				Winner
							C	K	HC	H	C	K	HC	H	
Red	Alizee AGIER	FRA	0	0	0	0					X	X			
Blue	Alisa BUCHINGER	AUT	1	0	0	1					X	X	X		X

Legend:			
C	Chukoku	H	Hansoku
K	Keikoku	WA	Waza-ari
		HC	Hansoku Chui
		YU	Yuko
		IP	Ippon

Timing and Results provided by 





Bout Results


As of SAT 9 JUL 2022

Bout Number 277

Silvia SEMERARO (ITA) 3 - 1 Zaretska IRINA (AZE)
Won by Points

Colour	Name	Country Code	YU	WA	IP	Points	Category 1				Category 2				Winner
							C	K	HC	H	C	K	HC	H	
Red	Silvia SEMERARO	ITA	3	0	0	3					X	X	X		X
Blue	Zaretska IRINA	AZE	1	0	0	1					X	X	X		

Legend:			
C	Chukoku	H	Hansoku
K	Keikoku	WA	Waza-ari
HC	Hansoku Chui	IP	Ippon
YU	Yuko		

Timing and Results provided by 



Bout Results


As of SAT 9 JUL 2022

Bout Number 243

Alizee AGIER (FRA) **3 - 3** Halyna MELNYK (UKR)
No Winner

Colour	Name	Country Code	YU	WA	IP	Points	Category 1				Category 2				Winner
							C	K	HC	H	C	K	HC	H	
Red	Alizee AGIER	FRA	0	0	1	3					X				
Blue	Halyna MELNYK	UKR	0	0	1	3									

Legend:							
C	Chukoku	H	Hansoku	HC	Hansoku Chui	IP	Ippon
K	Keikoku	WA	Waza-ari	YU	Yuko		

Timing and Results provided by 



Bout Results


As of SAT 9 JUL 2022

Bout Number 244

Elena QUIRICI (SUI) 1 - 9 Zaretska IRINA (AZE)
Won by Points

Colour	Name	Country Code	YU	WA	IP	Points	Category 1				Category 2				Winner
							C	K	HC	H	C	K	HC	H	
Red	Elena QUIRICI	SUI	1	0	0	1									
Blue	Zaretska IRINA	AZE	4	1	1	9					X	X	X		X

Legend:			
C	Chukoku	H	Hansoku
K	Keikoku	WA	Waza-ari
HC	Hansoku Chui	IP	Ippon
YU	Yuko		

Timing and Results provided by 





Bout Results


As of SAT 9 JUL 2022

Bout Number 247

Alizee AGIER (FRA) 3 - 0 Elena QUIRICI (SUI)
Won by Points

Colour	Name	Country Code	YU	WA	IP	Points	Category 1				Category 2				Winner
							C	K	HC	H	C	K	HC	H	
Red	Alizee AGIER	FRA	1	1	0	3					X	X	X		X
Blue	Elena QUIRICI	SUI	0	0	0	0									

Legend:							
C	Chukoku	H	Hansoku	HC	Hansoku Chui	IP	Ippon
K	Keikoku	WA	Waza-ari	YU	Yuko		

Timing and Results provided by 





Bout Results


As of SAT 9 JUL 2022

Bout Number 248

Halyna MELNYK (UKR) 1 - 5 Zaretska IRINA (AZE)
 Won by Points

Colour	Name	Country Code	YU	WA	IP	Points	Category 1				Category 2				Winner	
							C	K	HC	H	C	K	HC	H		
Red	Halyna MELNYK	UKR	1	0	0	1										
Blue	Zaretska IRINA	AZE	2	0	1	5	X	X								X

Legend:							
C	Chukoku	H	Hansoku	HC	Hansoku Chui	IP	Ippon
K	Keikoku	WA	Waza-ari	YU	Yuko		

Timing and Results provided by 



Bout Results


As of SAT 9 JUL 2022

Bout Number 251

Halyna MELNYK (UKR) 1 - 5 Elena QUIRICI (SUI)
 Won by Points

Colour	Name	Country Code	YU	WA	IP	Points	Category 1				Category 2				Winner
							C	K	HC	H	C	K	HC	H	
Red	Halyna MELNYK	UKR	1	0	0	1	X					X	X	X	
Blue	Elena QUIRICI	SUI	3	1	0	5									X

Legend:			
C	Chukoku	H	Hansoku
K	Keikoku	WA	Waza-ari
HC	Hansoku Chui	IP	Ippon
YU	Yuko		

Timing and Results provided by 





Bout Results


As of SAT 9 JUL 2022

Bout Number 252

Alizee AGIER (FRA) 7 - 4 Zaretska IRINA (AZE)
Won by Points

Colour	Name	Country Code	YU	WA	IP	Points	Category 1				Category 2				Winner
							C	K	HC	H	C	K	HC	H	
Red	Alizee AGIER	FRA	2	1	1	7					X	X	X		X
Blue	Zaretska IRINA	AZE	1	0	1	4					X				

Legend:							
C	Chukoku	H	Hansoku	HC	Hansoku Chui	IP	Ippon
K	Keikoku	WA	Waza-ari	YU	Yuko		

Timing and Results provided by 



Bout Results


As of SAT 9 JUL 2022

Bout Number 245

Melissa BRATIC (CAN) 2 - 3 Skylar LINGL (USA)
 Won by Points

Colour	Name	Country Code	YU	WA	IP	Points	Category 1				Category 2				Winner
							C	K	HC	H	C	K	HC	H	
Red	Melissa BRATIC	CAN	2	0	0	2					X				
Blue	Skylar LINGL	USA	1	1	0	3	X				X	X	X		X

Legend:			
C	Chukoku	H	Hansoku
K	Keikoku	WA	Waza-ari
HC	Hansoku Chui	IP	Ippon
YU	Yuko		

Timing and Results provided by 





Bout Results


As of SAT 9 JUL 2022

Bout Number 246

Silvia SEMERARO (ITA) 4 - 2 Alisa BUCHINGER (AUT)
Won by Points

Colour	Name	Country Code	YU	WA	IP	Points	Category 1				Category 2				Winner	
							C	K	HC	H	C	K	HC	H		
Red	Silvia SEMERARO	ITA	2	1	0	4					X					X
Blue	Alisa BUCHINGER	AUT	2	0	0	2					X					

Legend:			
C	Chukoku	H	Hansoku
K	Keikoku	WA	Waza-ari
HC	Hansoku Chui	IP	Ippon
YU	Yuko		

Timing and Results provided by 



Bout Results


As of SAT 9 JUL 2022

Bout Number 249

Melissa BRATIC (CAN) 0 - 4 Silvia SEMERARO (ITA)
 Won by Points

Colour	Name	Country Code	YU	WA	IP	Points	Category 1				Category 2				Winner
							C	K	HC	H	C	K	HC	H	
Red	Melissa BRATIC	CAN	0	0	0	0	X								
Blue	Silvia SEMERARO	ITA	1	0	1	4					X				X

Legend:							
C	Chukoku	H	Hansoku	HC	Hansoku Chui	IP	Ippon
K	Keikoku	WA	Waza-ari	YU	Yuko		

Timing and Results provided by 





Bout Results


As of SAT 9 JUL 2022

Bout Number 250

Skylar LINGL (USA) 0 - 2 Alisa BUCHINGER (AUT)
 Won by Points

Colour	Name	Country Code	YU	WA	IP	Points	Category 1				Category 2				Winner
							C	K	HC	H	C	K	HC	H	
Red	Skylar LINGL	USA	0	0	0	0					X				
Blue	Alisa BUCHINGER	AUT	2	0	0	2					X	X			X

Legend:							
C	Chukoku	H	Hansoku	HC	Hansoku Chui	IP	Ippon
K	Keikoku	WA	Waza-ari	YU	Yuko		

Timing and Results provided by 



Bout Results


As of SAT 9 JUL 2022

Bout Number 253

Skylar LINGL (USA) 0 - 3 Silvia SEMERARO (ITA)
Won by Points

Colour	Name	Country Code	YU	WA	IP	Points	Category 1				Category 2				Winner
							C	K	HC	H	C	K	HC	H	
Red	Skylar LINGL	USA	0	0	0	0					X				
Blue	Silvia SEMERARO	ITA	3	0	0	3					X	X			X

Legend:							
C	Chukoku	H	Hansoku	HC	Hansoku Chui	IP	Ippon
K	Keikoku	WA	Waza-ari	YU	Yuko		

Timing and Results provided by  TISSOT





Bout Results


As of SAT 9 JUL 2022

Bout Number 254

Melissa BRATIC (CAN) 0 - 2 Alisa BUCHINGER (AUT)
Won by Points

Colour	Name	Country Code	YU	WA	IP	Points	Category 1				Category 2				Winner
							C	K	HC	H	C	K	HC	H	
Red	Melissa BRATIC	CAN	0	0	0	0					X				
Blue	Alisa BUCHINGER	AUT	0	1	0	2					X	X	X		X

Legend:							
C	Chukoku	H	Hansoku	HC	Hansoku Chui	IP	Ippon
K	Keikoku	WA	Waza-ari	YU	Yuko		

Timing and Results provided by  TISSOT





Karate

Women's Kumite +68kg






Entry List by Event

As of FRI 8 JUL 2022

Country	Name	Date of Birth
CZE - Czech Republic	Martina SACHOVA	17 JUN 2002
EGY - Egypt	Menna Shaaban OKILA	25 MAY 2000
ESP - Spain	Maria TORRES GARCIA	22 JUL 1997
FIN - Finland	Titta KEINANEN	28 OCT 1993
GRE - Greece	Eleni CHATZILIADOU	-
KAZ - Kazakhstan	Sofya BERULTSEVA	6 NOV 2000
TUN - Tunisia	Chehinez JEMI	29 APR 1997
USA - United States of America	Cirrus LINGL	2 NOV 1998

Legend:
- Information not available

Timing and Results provided by  TISSOT



Tournament Summary

As of SAT 9 JUL 2022

Elimination Round - Pool A

Rank	Country Code	Name	FIN	TUN	GRE	EGY	Bouts	W	D	L	Points	Score				
												Total	Yuko	Waza-ari	Ippon	
1	FIN	Titta KEINANEN	-	3:1	3:0	1:0	3	3	0	0	6	7:1	2:1	1:0	1:0	Q
2	TUN	Chehinez JEMI	1:3	-	1:1	5:2	3	1	1	1	3	7:6	7:3	0:0	0:1	Q
3	GRE	Eleni CHATZILIADOU	0:3	1:1	-	3:1	3	1	1	1	3	4:5	1:3	0:1	1:0	
4	EGY	Menna Shaaban OKILA	0:1	2:5	1:3	-	3	0	0	3	0	3:9	3:6	0:0	0:1	

Elimination Round - Pool B

Rank	Country Code	Name	KAZ	ESP	USA	CZE	Bouts	W	D	L	Points	Score				
												Total	Yuko	Waza-ari	Ippon	
1	KAZ	Sofya BERULTSEVA	-	7:7	4:1	3:1	3	3	0	0	6	14:9	12:5	1:2	0:0	Q
2	ESP	Maria TORRES GARCIA	7:7	-	4:0	5:0	3	2	0	1	4	16:7	7:5	3:1	1:0	Q
3	USA	Cirrus LINGL	1:4	0:4	-	3:1	3	1	0	2	2	4:9	2:9	1:0	0:0	
4	CZE	Martina SACHOVA	1:3	0:5	1:3	-	3	0	0	3	0	2:11	2:4	0:2	0:1	

Country Code	Name	Semifinals	Medals
--------------	------	------------	--------



Classification	
1	KAZ Sofya BERULTSEVA
2	ESP Maria TORRES GARCIA
3	TUN Chehinez JEMI
4	FIN Titta KEINANEN
5	USA Cirrus LINGL
5	GRE Eleni CHATZILIADOU
7	CZE Martina SACHOVA
7	EGY Menna Shaaban OKILA

Note:
 Elimination Round: The top two contestants from each pool qualify to the Semifinals.
 Semifinals and Final: The winner of pool A competes against the second ranked contestant from pool B, and the winner of pool B competes against the second ranked contestant from pool A. The Semifinal winners compete for the gold and silver medals. The Semifinal losers are both awarded bronze medals.

Legend:
 D Bouts drawn L Bouts lost Q Qualified W Bouts won

Timing and Results provided by TISSOT






Medallists

As of SAT 9 JUL 2022

Medal	Name	Country
GOLD	Sofya BERULTSEVA	KAZ - Kazakhstan
SILVER	Maria TORRES GARCIA	ESP - Spain
BRONZE	Chehinez JEMI	TUN - Tunisia

Timing and Results provided by  TISSOT





Bout Results


As of SAT 9 JUL 2022

Bout Number 104

Maria TORRES GARCIA (ESP) 1 - 7 Sofya BERULTSEVA (KAZ)
Won by Points

Colour	Name	Country Code	YU	WA	IP	Points	Category 1				Category 2				Winner
							C	K	HC	H	C	K	HC	H	
Red	Maria TORRES GARCIA	ESP	1	0	0	1	X					X	X	X	
Blue	Sofya BERULTSEVA	KAZ	2	1	1	7									X

Legend:							
C	Chukoku	H	Hansoku	HC	Hansoku Chui	IP	Ippon
K	Keikoku	WA	Waza-ari	YU	Yuko		

Timing and Results provided by  TISSOT



Bout Results


As of SAT 9 JUL 2022

Bout Number 98

Titta KEINANEN (FIN) 0 - 1 Chehinez JEMI (TUN)
Won by Points

Colour	Name	Country Code	YU	WA	IP	Points	Category 1				Category 2				Winner
							C	K	HC	H	C	K	HC	H	
Red	Titta KEINANEN	FIN	0	0	0	0					X	X			
Blue	Chehinez JEMI	TUN	1	0	0	1					X	X	X		X

Legend:							
C	Chukoku	H	Hansoku	HC	Hansoku Chui	IP	Ippon
K	Keikoku	WA	Waza-ari	YU	Yuko		

Timing and Results provided by  TISSOT



BIRMINGHAM

Greater Birmingham Convention & Visitors Bureau



REGIONS



Protective



BlueCross BlueShield of Alabama





Bout Results


As of SAT 9 JUL 2022

Bout Number 92

Titta KEINANEN (FIN) 0 - 2 Maria TORRES GARCIA (ESP)
Won by Points

Colour	Name	Country Code	YU	WA	IP	Points	Category 1				Category 2				Winner
							C	K	HC	H	C	K	HC	H	
Red	Titta KEINANEN	FIN	0	0	0	0					X	X			
Blue	Maria TORRES GARCIA	ESP	0	1	0	2					X	X	X		X

Legend:							
C	Chukoku	H	Hansoku	HC	Hansoku Chui	IP	Ippon
K	Keikoku	WA	Waza-ari	YU	Yuko		

Timing and Results provided by 





Bout Results


As of SAT 9 JUL 2022

Bout Number 280

Sofya BERULTSEVA (KAZ) 3 - 1 Chehinez JEMI (TUN)
Won by Points

Colour	Name	Country Code	YU	WA	IP	Points	Category 1				Category 2				Winner
							C	K	HC	H	C	K	HC	H	
Red	Sofya BERULTSEVA	KAZ	3	0	0	3					X	X	X		X
Blue	Cehinez JEMI	TUN	1	0	0	1					X	X	X		

Legend:							
C	Chukoku	H	Hansoku	HC	Hansoku Chui	IP	Ippon
K	Keikoku	WA	Waza-ari	YU	Yuko		

Timing and Results provided by 





Bout Results


As of SAT 9 JUL 2022

Bout Number 255

Eleni CHATZILIADOU (GRE) 1 - 1 Chehinez JEMI (TUN)
No Winner

Colour	Name	Country Code	YU	WA	IP	Points	Category 1				Category 2				Winner
							C	K	HC	H	C	K	HC	H	
Red	Eleni CHATZILIADOU	GRE	1	0	0	1					X				
Blue	Chehinez JEMI	TUN	1	0	0	1				X	X	X			

Legend:							
C	Chukoku	H	Hansoku	HC	Hansoku Chui	IP	Ippon
K	Keikoku	WA	Waza-ari	YU	Yuko		

Timing and Results provided by 





Bout Results


As of SAT 9 JUL 2022

Bout Number 256

Titta KEINANEN (FIN) 1 - 0 Menna Shaaban OKILA (EGY)
Won by Points

Colour	Name	Country Code	YU	WA	IP	Points	Category 1				Category 2				Winner	
							C	K	HC	H	C	K	HC	H		
Red	Titta KEINANEN	FIN	1	0	0	1					X					X
Blue	Menna Shaaban OKILA	EGY	0	0	0	0					X	X				

Legend:							
C	Chukoku	H	Hansoku	HC	Hansoku Chui	IP	Ippon
K	Keikoku	WA	Waza-ari	YU	Yuko		

Timing and Results provided by 





Bout Results


As of SAT 9 JUL 2022

Bout Number 259

Eleni CHATZILIADOU (GRE) 0 - 3 Titta KEINANEN (FIN)
Won by Points

Colour	Name	Country Code	YU	WA	IP	Points	Category 1				Category 2				Winner
							C	K	HC	H	C	K	HC	H	
Red	Eleni CHATZILIADOU	GRE	0	0	0	0					X				
Blue	Titta KEINANEN	FIN	1	1	0	3					X				X

Legend:			
C	Chukoku	H	Hansoku
K	Keikoku	WA	Waza-ari
HC	Hansoku Chui	IP	Ippon
YU	Yuko		

Timing and Results provided by  TISSOT



Bout Results


As of SAT 9 JUL 2022

Bout Number 260

Chehinez JEMI (TUN) 5 - 2 Menna Shaaban OKILA (EGY)
Won by Points

Colour	Name	Country Code	YU	WA	IP	Points	Category 1				Category 2				Winner
							C	K	HC	H	C	K	HC	H	
Red	Chehinez JEMI	TUN	5	0	0	5					X	X			X
Blue	Menna Shaaban OKILA	EGY	2	0	0	2				X	X				

Legend:							
C	Chukoku	H	Hansoku	HC	Hansoku Chui	IP	Ippon
K	Keikoku	WA	Waza-ari	YU	Yuko		

Timing and Results provided by  TISSOT





Bout Results


As of SAT 9 JUL 2022

Bout Number 263

Chehinez JEMI (TUN) 1 - 3 Titta KEINANEN (FIN)
 Won by Points

Colour	Name	Country Code	YU	WA	IP	Points	Category 1				Category 2				Winner
							C	K	HC	H	C	K	HC	H	
Red	Chehinez JEMI	TUN	1	0	0	1					X	X			
Blue	Titta KEINANEN	FIN	0	0	1	3					X	X			X

Legend:							
C	Chukoku	H	Hansoku	HC	Hansoku Chui	IP	Ippon
K	Keikoku	WA	Waza-ari	YU	Yuko		

Timing and Results provided by 





Bout Results


As of SAT 9 JUL 2022

Bout Number 264

Eleni CHATZILIADOU (GRE) 3 - 1 Menna Shaaban OKILA (EGY)
Won by Points

Colour	Name	Country Code	YU	WA	IP	Points	Category 1				Category 2				Winner
							C	K	HC	H	C	K	HC	H	
Red	Eleni CHATZILIADOU	GRE	0	0	1	3					X	X	X		X
Blue	Menna Shaaban OKILA	EGY	1	0	0	1	X	X			X				

Legend:			
C	Chukoku	H	Hansoku
K	Keikoku	WA	Waza-ari
		HC	Hansoku Chui
		YU	Yuko
		IP	Ippon

Timing and Results provided by 



Bout Results

As of SAT 9 JUL 2022


Bout Number 257

Cirrus LINGL (USA) 3 - 1 Martina SACHOVA (CZE)
Won by Points

Colour	Name	Country Code	YU	WA	IP	Points	Category 1				Category 2				Winner	
							C	K	HC	H	C	K	HC	H		
Red	Cirrus LINGL	USA	1	1	0	3					X					X
Blue	Martina SACHOVA	CZE	1	0	0	1										

Legend:

C	Chukoku	H	Hansoku	HC	Hansoku Chui	IP	Ippon
K	Keikoku	WA	Waza-ari	YU	Yuko		

Timing and Results provided by  TISSOT





Bout Results


As of SAT 9 JUL 2022

Bout Number 258

Sofya BERULTSEVA (KAZ) 7 - 7 Maria TORRES GARCIA (ESP)
Won by Senshu

Colour	Name	Country Code	YU	WA	IP	Points	Category 1				Category 2				Winner	
							C	K	HC	H	C	K	HC	H		
Red	Sofya BERULTSEVA	KAZ	5	1	0	7										X
Blue	Maria TORRES GARCIA	ESP	3	2	0	7					X	X				

Legend:							
C	Chukoku	H	Hansoku	HC	Hansoku Chui	IP	Ippon
K	Keikoku	WA	Waza-ari	YU	Yuko		

Timing and Results provided by 





Bout Results


As of SAT 9 JUL 2022

Bout Number 261

Cirrus LINGL (USA) 1 - 4 Sofya BERULTSEVA (KAZ)
 Won by Points

Colour	Name	Country Code	YU	WA	IP	Points	Category 1				Category 2				Winner
							C	K	HC	H	C	K	HC	H	
Red	Cirrus LINGL	USA	1	0	0	1					X	X	X		
Blue	Sofya BERULTSEVA	KAZ	4	0	0	4									X

Legend:							
C	Chukoku	H	Hansoku	HC	Hansoku Chui	IP	Ippon
K	Keikoku	WA	Waza-ari	YU	Yuko		

Timing and Results provided by 





Bout Results


As of SAT 9 JUL 2022

Bout Number 262

Martina SACHOVA (CZE) 0 - 5 Maria TORRES GARCIA (ESP)
Won by Points

Colour	Name	Country Code	YU	WA	IP	Points	Category 1				Category 2				Winner
							C	K	HC	H	C	K	HC	H	
Red	Martina SACHOVA	CZE	0	0	0	0					X	X			
Blue	Maria TORRES GARCIA	ESP	0	1	1	5					X	X	X		X

Legend:							
C	Chukoku	H	Hansoku	HC	Hansoku Chui	IP	Ippon
K	Keikoku	WA	Waza-ari	YU	Yuko		

Timing and Results provided by  TISSOT



Bout Results


As of SAT 9 JUL 2022

Bout Number 265

Martina SACHOVA (CZE) 1 - 3 Sofya BERULTSEVA (KAZ)
Won by Points

Colour	Name	Country Code	YU	WA	IP	Points	Category 1				Category 2				Winner
							C	K	HC	H	C	K	HC	H	
Red	Martina SACHOVA	CZE	1	0	0	1									
Blue	Sofya BERULTSEVA	KAZ	3	0	0	3	X	X							X

Legend:							
C	Chukoku	H	Hansoku	HC	Hansoku Chui	IP	Ippon
K	Keikoku	WA	Waza-ari	YU	Yuko		

Timing and Results provided by 



Bout Results


As of SAT 9 JUL 2022

Bout Number 266

Cirrus LINGL (USA) 0 - 4 Maria TORRES GARCIA (ESP)
Won by Points

Colour	Name	Country Code	YU	WA	IP	Points	Category 1				Category 2				Winner
							C	K	HC	H	C	K	HC	H	
Red	Cirrus LINGL	USA	0	0	0	0					X				
Blue	Maria TORRES GARCIA	ESP	4	0	0	4					X				X

Legend:							
C	Chukoku	H	Hansoku	HC	Hansoku Chui	IP	Ippon
K	Keikoku	WA	Waza-ari	YU	Yuko		

Timing and Results provided by  TISSOT





Karate

Women's Kata






Entry List by Event

As of THU 7 JUL 2022

Country	Name	Date of Birth
EGY - Egypt	Aya Hesham ISMAIL	12 FEB 1998
ESP - Spain	Sandra SANCHEZ JAIME	16 SEP 1981
GER - Germany	Jasmin JUETTNER	22 MAY 1993
HKG - Hong Kong, China	Mo Sheung Grace LAU	19 OCT 1991
ITA - Italy	Carola CASALE	7 NOV 1998
JPN - Japan	Hikaru ONO	30 AUG 1992
NZL - New Zealand	Alexandrea Camacho ANACAN	24 NOV 1990
USA - United States of America	Sakura Emma KOKUMAI	2 OCT 1992

Timing and Results provided by  TISSOT





Tournament Summary

As of SUN 10 JUL 2022

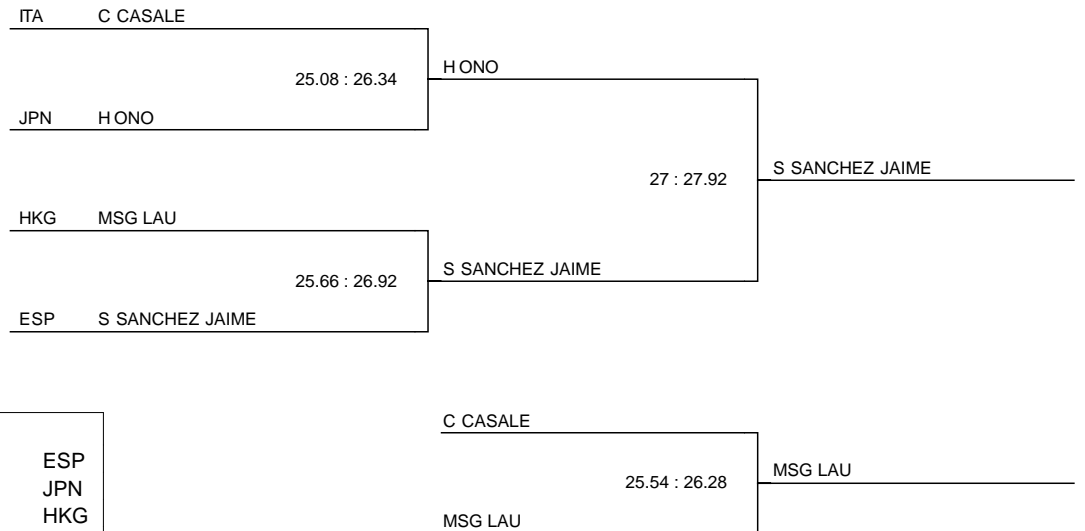
Elimination - Pool A

Rank	Country Code	Name	JPN	HKG	USA	EGY	Bouts	Won	Lost	Points For	Points Against	Remark
1	JPN	Hikaru ONO	-	25.52	25.46	25.46	3	3	0	76.44	73.34	Q
2	HKG	Mo Sheung Grace LAU	25.06	-	24.94	24.68	3	2	1	74.68	74.38	Q
3	USA	Sakura Emma KOKUMAI	24	24.32	-	24.4	3	1	2	72.72	74.78	
4	EGY	Aya Hesham ISMAIL	24.28	24.54	24.38	-	3	0	3	73.20	74.54	

Elimination - Pool B


Rank	Country Code	Name	ESP	ITA	GER	NZL	Bouts	Won	Lost	Points For	Points Against	Remark
1	ESP	Sandra SANCHEZ JAIME	-	26.4	26.06	25.74	3	3	0	78.20	72.88	Q
2	ITA	Carola CASALE	25	-	24.34	24.66	3	2	1	74.00	73.58	Q
3	GER	Jasmin JUETTNER	24.34	23.6	-	24.46	3	1	2	72.40	74.12	
4	NZL	Alexandrea Camacho ANACAN	23.54	23.58	23.72	-	3	0	3	70.84	74.86	

Country Code	Name	Semifinal	Final
--------------	------	-----------	-------



MEDALLISTS		
Gold	Sandra SANCHEZ JAIME	ESP
Silver	Hikaru ONO	JPN
Bronze	Mo Sheung Grace LAU	HKG

Legend: Q Qualified


Timing and Results provided by 



Medallists

As of FRI 8 JUL 2022

Medal	Name	Country
GOLD	Sandra SANCHEZ JAIME	ESP - Spain
SILVER	Hikaru ONO	JPN - Japan
BRONZE	Mo Sheung Grace LAU	HKG - Hong Kong, China

Timing and Results provided by  TISSOT






Results

As of FRI 8 JUL 2022

Bout number #50

Winner Name	Country Code	Kata		Judges Marks							Judges Points			Score
				J1	J2	J3	J4	J5	J6	J7	Total	Factor	Result	
X Sandra SANCHEZ JAIME	ESP	Chatanyara Kushanku	T.P.	9.0	9.2	8.8	9.4	9.4	9.4	9.2	27.8	0.7	19.46	27.92
			A.P.	9.0	9.4	9.6	9.4	9.6	9.4	9.4	28.2	0.3	8.46	
Hikaru ONO	JPN	Suparinpei	T.P.	8.6	9.0	9.0	9.2	9.0	8.8	9.0	27.0	0.7	18.90	27.00
			A.P.	8.6	9.0	9.0	9.0	9.0	8.8	9.2	27.0	0.3	8.10	

Legend:	A.P. Athletic Performance	Jx Judges (x=1-7)	T.P. Technical Performance
----------------	----------------------------------	--------------------------	-----------------------------------

Timing and Results provided by  TISSOT




Results

As of FRI 8 JUL 2022

Bout number #44

Winner Name	Country Code	Kata		Judges Marks							Judges Points			Score
				J1	J2	J3	J4	J5	J6	J7	Total	Factor	Result	
X Mo Sheung Grace LAU	HKG	Chatanyara Kushanku	T.P.	8.8	8.8	8.4	9.2	8.6	9.0	8.8	26.4	0.7	18.48	26.28
			A.P.	8.6	8.8	8.4	9.0	8.6	9.0	8.6	26.0	0.3	7.80	
Carola CASALE	ITA	Papuren	T.P.	8.4	8.6	8.6	9.0	8.2	8.6	8.4	25.6	0.7	17.92	25.54
			A.P.	8.4	8.6	8.6	8.8	8.4	8.4	8.4	25.4	0.3	7.62	

Legend:	A.P. Athletic Performance	Jx Judges (x=1-7)	T.P. Technical Performance
----------------	----------------------------------	--------------------------	-----------------------------------

Timing and Results provided by  **TISSOT**



Results

As of FRI 8 JUL 2022

Bout number #38


Winner Name	Country Code	Kata		Judges Marks							Judges Points			Score
				J1	J2	J3	J4	J5	J6	J7	Total	Factor	Result	
X Hikaru ONO	JPN	Ohan Dai	T.P.	8-6	9.0	8.6	8.8	9.0	9.0	8.4	26.4	0.7	18.48	26.34
			A.P.	8.6	8.8	8.4	8.8	8.8	9.0	8.2	26.2	0.3	7.86	
Carola CASALE	ITA	Suparinpei	T.P.	8-2	8-6	8.4	8.4	8-6	8.4	8-2	25.2	0.7	17.64	25.08
			A.P.	8-2	8-6	8.2	8.4	8-4	8.2	8-0	24.8	0.3	7.44	

Legend:

A.P. Athletic Performance

Jx Judges (x=1-7)

T.P. Technical Performance

Timing and Results provided by  **TISSOT**






Results

As of FRI 8 JUL 2022

Bout number #238

Winner Name	Country Code	Kata		Judges Marks							Judges Points			Score
				J1	J2	J3	J4	J5	J6	J7	Total	Factor	Result	
X Sandra SANCHEZ JAIME	ESP	Papuren	T.P.	9.4	9.0	8.8	9.0	8.8	8.8	9.4	26.8	0.7	18.76	26.92
			A.P.	9.6	9.0	8.6	9.2	9.0	8.8	9.2	27.2	0.3	8.16	
Mo Sheung Grace LAU	HKG	Tomari Bassai	T.P.	8.8	8.6	7.8	8.6	8.4	8.4	8.8	25.6	0.7	17.92	25.66
			A.P.	9.0	8.4	8.2	8.8	8.4	8.6	8.8	25.8	0.3	7.74	

Legend:	A.P. Athletic Performance	Jx Judges (x=1-7)	T.P. Technical Performance
----------------	----------------------------------	--------------------------	-----------------------------------

Timing and Results provided by  **TISSOT**






Results

As of FRI 8 JUL 2022
 Bout number #201

Winner Name	Country Code	Kata		Judges Marks							Judges Points			Score
				J1	J2	J3	J4	J5	J6	J7	Total	Factor	Result	
X Mo Sheung Grace LAU	HKG	Papuren	T.P.	8.2	8.2	8.4	8.4	8.6	8.4	7.6	25.0	0.7	17.50	24.94
			A.P.	8.2	8.0	8.2	8.6	8.6	8.4	8.2	24.8	0.3	7.44	
Sakura Emma KOKUMAI	USA	Chatanyara Kushanku	T.P.	8.0	8.0	8.0	8.2	8.2	8.0	8.4	24.2	0.7	16.94	24.32
			A.P.	8.4	8.2	7.8	8.2	8.2	8.2	8.4	24.6	0.3	7.38	

Legend:
 A.P. Athletic Performance Jx Judges (x=1-7) T.P. Technical Performance

Timing and Results provided by 




Results

As of FRI 8 JUL 2022

Bout number #202

Winner Name	Country Code	Kata		Judges Marks							Judges Points			Score
				J1	J2	J3	J4	J5	J6	J7	Total	Factor	Result	
X Hikaru ONO	JPN	Kururunfa	T.P.	8.8	7.8	8.4	8.4	8.4	8.6	8.6	25.4	0.7	17.78	25.46
			A.P.	8.8	7.4	8.4	8.2	8.6	8.6	8.8	25.6	0.3	7.68	
Aya Hesham ISMAIL	EGY	Unshu	T.P.	8.4	7.4	8.0	8.2	8.2	8.2	7.8	24.4	0.7	17.08	24.28
			A.P.	8.6	7.6	8.2	8.0	8.2	7.8	7.8	24.0	0.3	7.20	

Legend:
A.P. Athletic Performance **Jx** Judges (x=1-7) **T.P.** Technical Performance

Timing and Results provided by  **TISSOT**






Results

As of FRI 8 JUL 2022

Bout number #205

Winner Name	Country Code	Kata		Judges Marks							Judges Points			Score
				J1	J2	J3	J4	J5	J6	J7	Total	Factor	Result	
X Mo Sheung Grace LAU	HKG	Suparinpei	T.P.	8.4	8.8	7.8	8.8	8.4	7.8	8.0	24.8	0.7	17.36	24.68
			A.P.	8.2	8.6	7.6	8.8	8.2	7.6	8.0	24.4	0.3	7.32	
Aya Hesham ISMAIL	EGY	Gojushiho Sho	T.P.	7.8	8.2	7.6	8.2	8.2	8.4	8.2	24.6	0.7	17.22	24.54
			A.P.	8.0	8.2	7.6	8.6	8.0	8.2	8.4	24.4	0.3	7.32	

Legend:	A.P. Athletic Performance	Jx Judges (x=1-7)	T.P. Technical Performance
----------------	----------------------------------	--------------------------	-----------------------------------

Timing and Results provided by  **TISSOT**





Results

As of FRI 8 JUL 2022

Bout number #206


Winner Name	Country Code	Kata		Judges Marks							Judges Points			Score
				J1	J2	J3	J4	J5	J6	J7	Total	Factor	Result	
X Hikaru ONO	JPN	Chatanyara Kushanku	T.P.	8.6	8.4	8.0	8.4	9.0	8.8	8.2	25.4	0.7	17.78	25.46
			A.P.	8.6	8.6	8.0	8.2	8.8	8.6	8.4	25.6	0.3	7.68	
Sakura Emma KOKUMAI	USA	Papuren	T.P.	8.2	8.2	7.6	7.8	8.4	7.8	8.0	24.0	0.7	16.80	24.00
			A.P.	8.0	8.2	7.6	8.0	8.4	8.0	8.0	24.0	0.3	7.20	

Legend:

A.P. Athletic Performance

Jx Judges (x=1-7)

T.P. Technical Performance

Timing and Results provided by  **TISSOT**



Greater Birmingham Convention & Visitors Bureau



REGIONS



Protective



BlueCross BlueShield of Alabama






Results

As of FRI 8 JUL 2022

Bout number #209

Winner Name	Country Code	Kata		Judges Marks							Judges Points			Score
				J1	J2	J3	J4	J5	J6	J7	Total	Factor	Result	
X Sakura Emma KOKUMAI	USA	Suparinpei	T.P.	7.8	8.4	8.2	8.0	7.8	8.4	8.2	24.4	0.7	17.08	24.40
			A.P.	8.0	8.4	8.4	8.0	8.0	8.6	8.0	24.4	0.3	7.32	
Aya Hesham ISMAIL	EGY	Gojushiho Dai	T.P.	7.6	8.0	8.0	8.0	8.2	8.2	8.4	24.2	0.7	16.94	24.38
			A.P.	7.6	8.2	8.2	8.4	8.4	8.2	8.4	24.8	0.3	7.44	

Legend:	A.P. Athletic Performance	Jx Judges (x=1-7)	T.P. Technical Performance
----------------	----------------------------------	--------------------------	-----------------------------------

Timing and Results provided by  TISSOT




Results

As of FRI 8 JUL 2022

Bout number #210

Winner Name	Country Code	Kata		Judges Marks							Judges Points			Score
				J1	J2	J3	J4	J5	J6	J7	Total	Factor	Result	
X Hikaru ONO	JPN	Papuren	T.P.	8.8	9.0	8.2	8.6	8.4	8.4	8.2	25.4	0.7	17.78	25.52
			A.P.	8.8	9.2	8.2	8.6	8.6	8.6	8.2	25.8	0.3	7.74	
Mo Sheung Grace LAU	HKG	Unshu	T.P.	8.4	8.6	8.0	8.4	8.2	8.2	8.4	25.0	0.7	17.50	25.06
			A.P.	8.6	8.6	8.0	8.4	8.4	8.0	8.4	25.2	0.3	7.56	

Legend:
A.P. Athletic Performance **Jx** Judges (x=1-7) **T.P.** Technical Performance

Timing and Results provided by  **TISSOT**






Results

As of FRI 8 JUL 2022

Bout number #203

Winner Name	Country Code	Kata		Judges Marks							Judges Points			Score
				J1	J2	J3	J4	J5	J6	J7	Total	Factor	Result	
X Carola CASALE	ITA	Anan Dai	T.P.	8.2	8.2	8.0	8.0	8.6	8.2	8.0	24.4	0.7	17.08	24.34
			A.P.	8.2	8.0	8.0	8.0	8.4	8.2	7.8	24.2	0.3	7.26	
Jasmin JUETTNER	GER	Suparinpei	T.P.	8.0	7.8	8.2	7.8	8.2	7.6	7.6	23.6	0.7	16.52	23.60
			A.P.	8.0	7.8	8.2	7.8	8.0	7.8	7.8	23.6	0.3	7.08	

Legend:	A.P. Athletic Performance	Jx Judges (x=1-7)	T.P. Technical Performance
----------------	----------------------------------	--------------------------	-----------------------------------

Timing and Results provided by  TISSOT




Results

As of FRI 8 JUL 2022

Bout number #204

Winner Name	Country Code	Kata		Judges Marks							Judges Points			Score
				J1	J2	J3	J4	J5	J6	J7	Total	Factor	Result	
X Sandra SANCHEZ JAIME	ESP	Seisan	T.P.	8.8	7.8	8.6	8.6	9.0	8.6	8.0	25.8	0.7	18.06	25.74
			A.P.	9.0	7.8	8.6	8.4	9.0	8.6	8.2	25.6	0.3	7.68	
Alexandrea Camacho ANACAN	NZL	Pachu	T.P.	8.4	7.2	8.2	7.8	8.4	7.6	7.4	23.6	0.7	16.52	23.54
			A.P.	8.4	7.4	8.2	7.6	8.6	7.6	7.2	23.4	0.3	7.02	

Legend:	A.P. Athletic Performance	Jx Judges (x=1-7)	T.P. Technical Performance
----------------	----------------------------------	--------------------------	-----------------------------------

Timing and Results provided by  **TISSOT**




Results

As of FRI 8 JUL 2022

Bout number #207

Winner Name	Country Code	Kata		Judges Marks							Judges Points			Score
				J1	J2	J3	J4	J5	J6	J7	Total	Factor	Result	
X Carola CASALE	ITA	Unshu	T.P.	8.6	8.4	8.2	8.2	8.2	8.2	8.0	24.6	0.7	17.22	24.66
			A.P.	8.6	8.4	8.0	8.4	8.2	8.2	8.0	24.8	0.3	7.44	
Alexandrea Camacho ANACAN	NZL	Ohan Dai	T.P.	8.2	7.8	7.8	7.8	8.0	7.8	7.4	23.4	0.7	16.38	23.58
			A.P.	8.0	8.0	8.0	7.8	8.0	8.0	7.4	24.0	0.3	7.20	

Legend:	A.P. Athletic Performance	Jx Judges (x=1-7)	T.P. Technical Performance
----------------	----------------------------------	--------------------------	-----------------------------------

Timing and Results provided by  TISSOT





Results

As of FRI 8 JUL 2022

Bout number #208

Winner Name	Country Code	Kata		Judges Marks							Judges Points			Score
				J1	J2	J3	J4	J5	J6	J7	Total	Factor	Result	
X Sandra SANCHEZ JAIME	ESP	Suparinpei	T.P.	9-0	8-6	8-2	8-6	8-8	9-0	8-6	26.0	0.7	18.20	26.06
			A.P.	9-2	8-6	8-2	8-6	8-8	9-2	8-8	26.2	0.3	7.86	
Jasmin JUETTNER	GER	Sansai	T.P.	8-0	8-2	8-0	8-0	8-2	8-2	8-2	24.4	0.7	17.08	24.34
			A.P.	8-0	8-0	7-4	8-0	8-2	8-4	8-2	24.2	0.3	7.26	

Legend:
A.P. Athletic Performance Jx Judges (x=1-7) T.P. Technical Performance

Timing and Results provided by 






Results

As of FRI 8 JUL 2022

Bout number #211

Winner Name	Country Code	Kata		Judges Marks							Judges Points			Score
				J1	J2	J3	J4	J5	J6	J7	Total	Factor	Result	
X Jasmin JUETTNER	GER	Unsu	T.P.	8.0	8.4	8.2	8.0	8.4	8.2	7.4	24.4	0.7	17.08	24.46
			A.P.	8.2	8.2	8.2	7.8	8.4	8.2	7.8	24.6	0.3	7.38	
Alexandrea Camacho ANACAN	NZL	Papuren	T.P.	7.8	7.8	8.0	7.6	8.0	7.8	8.0	23.6	0.7	16.52	23.72
			A.P.	8.0	8.0	8.0	7.6	8.0	8.0	7.8	24.0	0.3	7.20	

Legend:
A.P. Athletic Performance **Jx** Judges (x=1-7) **T.P.** Technical Performance

Timing and Results provided by  **TISSOT**




Results

As of FRI 8 JUL 2022

Bout number #212

Winner Name	Country Code	Kata		Judges Marks							Judges Points			Score
				J1	J2	J3	J4	J5	J6	J7	Total	Factor	Result	
X Sandra SANCHEZ JAIME	ESP	Kururunfa	T.P.	9.2	9.0	8.6	8.8	8.4	9.0	8.6	26.4	0.7	18.48	26.40
			A.P.	9.2	8.8	8.6	8.8	8.2	8.8	8.8	26.4	0.3	7.92	
Carola CASALE	ITA	Kururunfa	T.P.	8.6	8.4	8.2	8.2	8.2	8.6	8.4	25.0	0.7	17.50	25.00
			A.P.	8.6	8.2	8.0	8.4	8.0	8.4	8.4	25.0	0.3	7.50	

Legend:	A.P. Athletic Performance	Jx Judges (x=1-7)	T.P. Technical Performance
----------------	---------------------------	-------------------	----------------------------

Timing and Results provided by 



RESULTS BOOK



Kickboxing





23	Kickboxing	2443
23.1	Table of Contents	2444
23.2	Number of Entries by Country	2448
23.3	Entry List by Country	2449
23.4	Competition Programme - Session	2451
23.4.1	Competition Programme - Session 2022-07-13	2451
23.4.2	Competition Programme - Session 2022-07-14	2452
23.5	Session Programme - Session	2453
23.5.1	Session Programme - Session KIC01	2453
23.5.2	Session Programme - Session KIC02	2455
23.5.3	Session Programme - Session KIC03	2456
23.5.4	Session Programme - Session KIC04	2457
23.6	Results Summary - Session	2458
23.6.1	Results Summary - Session KIC01	2458
23.6.2	Results Summary - Session KIC02	2460
23.6.3	Results Summary - Session KIC03	2461
23.6.4	Results Summary - Session KIC04	2462
23.7	Medallists by Event	2463
23.8	Medal Standings	2464
23.9	Men's K1 -63.5kg	2465
23.9.1	Entry List by Event	2466
23.9.2	Brackets	2467
23.9.3	Medallists	2468
23.9.4	Finals	2469
23.9.4.1	Bronze Medal Results	2469
23.9.4.2	Gold Medal Results	2470
23.9.5	Semifinals	2471
23.9.5.1	Results FOZILZHONOV Ikbol - MARTINEZ ACEVES Miguel David	2471
23.9.5.2	Results TLEMISOV Chingiskhan - SANANZADE Orfan	2472
23.9.6	Quarterfinals	2473
23.9.6.1	Results FOZILZHONOV Ikbol - IVANOVIC Dajan	2473
23.9.6.2	Results MARTINEZ ACEVES Miguel David - OLIVEIRA MESTRINIER Vinicius	2474
23.9.6.3	Results TLEMISOV Chingiskhan - SANTOS Tiago	2475
23.9.6.4	Results MIRCHEV Ognyan - SANANZADE Orfan	2476
23.10	Men's K1 -75kg	2477
23.10.1	Entry List by Event	2478
23.10.2	Brackets	2479

23.10.3	Medallists	2480
23.10.4	Finals	2481
23.10.4.1	Bronze Medal Results	2481
23.10.4.2	Gold Medal Results	2482
23.10.5	Semifinals	2483
23.10.5.1	Results DUBINA Vitalii - DVORACEK Petr	2483
23.10.5.2	Results ZELONI Alessio - MOSHE Or	2484
23.10.6	Quarterfinals	2485
23.10.6.1	Results DUBINA Vitalii - DOHERTY Michael	2485
23.10.6.2	Results VIKSRAITIS Henrikas - DVORACEK Petr	2486
23.10.6.3	Results PECNIK Ziga - ZELONI Alessio	2487
23.10.6.4	Results BYBEE Austin - MOSHE Or	2488
23.11	Men's K1 +91kg	2489
23.11.1	Entry List by Event	2490
23.11.2	Brackets	2491
23.11.3	Medallists	2492
23.11.4	Finals	2493
23.11.4.1	Bronze Medal Results	2493
23.11.4.2	Gold Medal Results	2494
23.11.5	Semifinals	2495
23.11.5.1	Results SIRIC Anto - SUKSI Pirkka	2495
23.11.5.2	Results RAJABZADEH Bahram - SHCHERBATIUK Roman	2496
23.11.6	Quarterfinals	2497
23.11.6.1	Results SIRIC Anto - TKTOK Yosef	2497
23.11.6.2	Results SUKSI Pirkka - KRNIJIC Ahmed	2498
23.11.6.3	Results ANDERS Eryk - RAJABZADEH Bahram	2499
23.11.6.4	Results HIGUERA Oscar - SHCHERBATIUK Roman	2500
23.12	Women's K1 -52kg	2501
23.12.1	Entry List by Event	2502
23.12.2	Brackets	2503
23.12.3	Medallists	2504
23.12.4	Finals	2505
23.12.4.1	Bronze Medal Results	2505
23.12.4.2	Gold Medal Results	2506
23.12.5	Semifinals	2507
23.12.5.1	Results STRNADOVA Klara - COHEN Shir	2507
23.12.5.2	Results IVANOVA Daryna - NIERODA-ZDZIEBKO Iwona	2508
23.12.6	Quarterfinals	2509
23.12.6.1	Results CHOCHLIKOVA Monika - STRNADOVA Klara	2509
23.12.6.2	Results HELTON Lillie - COHEN Shir	2510
23.12.6.3	Results GOODE Stephanie - IVANOVA Daryna	2511
23.12.6.4	Results PALFI Viktoria - NIERODA-ZDZIEBKO Iwona	2512
23.13	Women's K1 -60kg	2513
23.13.1	Entry List by Event	2514

23.13.2	Brackets	2515
23.13.3	Medallists	2516
23.13.4	Finals	2517
23.13.4.1	Bronze Medal Results	2517
23.13.4.2	Gold Medal Results	2518
23.13.5	Semifinals	2519
23.13.5.1	Results BJELOGRLIC Milana - CONNART Helene	2519
23.13.5.2	Results MARTYNIUK Alina - HEMETSBERGER Stella	2520
23.13.6	Quarterfinals	2521
23.13.6.1	Results BJELOGRLIC Milana - RODERBURG Sila	2521
23.13.6.2	Results CONNART Helene - OLIVEIRA Sofia	2522
23.13.6.3	Results CEBUC Andreea - MARTYNIUK Alina	2523
23.13.6.4	Results POYHONEN Katja - HEMETSBERGER Stella	2524
23.14	Women's K1 -70kg	2525
23.14.1	Entry List by Event	2526
23.14.2	Brackets	2527
23.14.3	Medallists	2528
23.14.4	Finals	2529
23.14.4.1	Bronze Medal Results	2529
23.14.4.2	Gold Medal Results FILIPOVA Alexandra - KRSTIC Aleksandra	2530
23.14.5	Semifinals	2531
23.14.5.1	Results MEIJER Dajenka - FILIPOVA Alexandra	2531
23.14.5.2	Results VANHAKOSKI Vivre - KRSTIC Aleksandra	2532
23.14.6	Quarterfinals	2533
23.14.6.1	Results MEIJER Dajenka - GINSKI Amanda Lynae	2533
23.14.6.2	Results GROSSMAN Polina - FILIPOVA Alexandra	2534
23.14.6.3	Results VANHAKOSKI Vivre - GEROW Tayler	2535
23.14.6.4	Results BOROS Petra - KRSTIC Aleksandra	2536



Number of Entries by Country

Country	Men				Women				Athlete Total	
	K1 -63.5kg	K1 -75kg	K1 +91kg	Total	K1 -52kg	K1 -60kg	K1 -70kg	Total		
AUT - Austria						1		1	1	
AZE - Azerbaijan			1	1					1	
BEL - Belgium						1		1	1	
BIH - Bosnia and Herzegovina	1		1	2					2	
BRA - Brazil	1			1					1	
BUL - Bulgaria	1			1					1	
CAN - Canada		1		1	1		1	2	3	
CRO - Croatia			1	1					1	
CZE - Czech Republic		1		1	1			1	2	
FIN - Finland			1	1		1	1	2	3	
GER - Germany						1		1	1	
HUN - Hungary					1		1	2	2	
ISR - Israel		1	1	2	1		1	2	4	
ITA - Italy		1		1					1	
KAZ - Kazakhstan	1			1					1	
KGZ - Kyrgyzstan	1			1					1	
LTU - Lithuania		1		1					1	
MEX - Mexico	1			1					1	
NED - Netherlands							1	1	1	
POL - Poland					1			1	1	
POR - Portugal	1			1		1		1	2	
ROU - Romania						1		1	1	
SLO - Slovenia		1		1					1	
SRB - Serbia						1	1	2	2	
SVK - Slovakia					1		1	2	2	
UKR - Ukraine	1	1	1	3	1	1		2	5	
USA - United States of America		1	1	2	1		1	2	4	
VEN - Venezuela			1	1					1	
Total:	28	8	8	8	24	8	8	8	24	48

Legend:

K1 K1 Rules

 Timing and Results provided by 

KIC-----_C30 1.0

Report Created WED 13 JUL 2022 10:49

Page 1 / 1


BIRMINGHAM

Greater Birmingham Convention & Visitors Bureau


REGIONS

Protective


BlueCross BlueShield of Alabama





Entry List by Country

Country	Name	Date of Birth
AUT - Austria	Stella HEMETSBERGER	28 JAN 1999
AZE - Azerbaijan	Bahram RAJABZADEH	3 AUG 1991
BEL - Belgium	Helene CONNART	17 DEC 1988
BIH - Bosnia and Herzegovina	Dajan IVANOVIC Ahmed KRNJIC	7 FEB 2001 14 FEB 1997
BRA - Brazil	Vinicius OLIVEIRA MESTRINIER	30 NOV 1991
BUL - Bulgaria	Ognyan MIRCHEV	18 MAY 1999
CAN - Canada	Michael DOHERTY Tayler GEROW Stephanie GOODE	11 MAR 1989 28 FEB 2005 5 MAR 1998
CRO - Croatia	Anto SIRIC	1 DEC 1996
CZE - Czech Republic	Petr DVORACEK Klara STRNADOVA	5 JAN 2002 10 APR 1995
FIN - Finland	Katja POYHONEN Pirkka SUKSI Vivre VANHAKOSKI	18 JUN 1991 24 NOV 1981 31 AUG 1982
GER - Germany	Sila RODERBURG	21 FEB 2003
HUN - Hungary	Petra BOROS Viktoria PALFI	18 APR 1997 29 AUG 2003
ISR - Israel	Shir COHEN Polina GROSSMAN Or MOSHE Yosef TKOK	13 DEC 2000 7 AUG 1999 3 OCT 2000 4 JUN 1984
ITA - Italy	Alessio ZELONI	24 SEP 1998
KAZ - Kazakhstan	Chingiskhan TLEMISOV	29 JUN 1989
KGZ - Kyrgyzstan	Ikbol FOZILZHONOV	15 JUL 1993
LTU - Lithuania	Henrikas VIKSRAITIS	30 OCT 1992
MEX - Mexico	Miguel David MARTINEZ ACEVES	3 AUG 1998
NED - Netherlands	Dajenka MEIJER	24 OCT 2001
POL - Poland	Iwona NIERODA-ZDZIEBKO	23 MAY 1990
POR - Portugal	Sofia OLIVEIRA Tiago SANTOS	11 MAR 1998 12 JUL 1999
ROU - Romania	Andreea CEBUC	30 JUL 2002

Timing and Results provided by  **TISSOT**



BIRMINGHAM

Greater Birmingham Convention & Visitors Bureau



REGIONS



Protective



BlueCross BlueShield
of Alabama





Entry List by Country

Country	Name	Date of Birth
SLO - Slovenia	Ziga PECNIK	3 AUG 1995
SRB - Serbia	Milana BJELOGRLIC Aleksandra KRSTIC	20 FEB 1996 8 JUN 1992
SVK - Slovakia	Monika CHOCHLIKOVA Alexandra FILIPOVA	13 JAN 1996 7 AUG 1999
UKR - Ukraine	Vitalii DUBINA Daryna IVANOVA Alina MARTYNIUK Orfan SANANZADE Roman SHCHERBATIUK	12 NOV 1994 29 JUN 1989 7 MAR 2000 1 NOV 1993 26 JUN 1997
USA - United States of America	Eryk ANDERS Austin BYBEE Amanda Lynae GINSKI Lillie HELTON	21 APR 1987 15 AUG 2002 25 AUG 1988 24 JAN 1994
VEN - Venezuela	Oscar HIGUERA	14 JUN 1991



REGIONS



Protective



BlueCross BlueShield of Alabama





Competition Programme


As of WED 13 JUL 2022

Session 1, 11:30-17:30							
EVENTS Men: 63.5kg, 75kg, +91kg Women: 52kg, 60kg, 70kg							
RING A				RING B			
Contest Number	No of Contests	Round	Event	Contest Number	No of Contests	Round	Event
1-4	4	Quarterfinals	W 52kg				
5-8	4	Quarterfinals	M 63.5kg				
9-12	4	Quarterfinals	W 60kg				
13-16	4	Quarterfinals	M 75kg				
17-20	4	Quarterfinals	W 70kg				
21-24	4	Quarterfinals	M +91kg				
TOTAL	24			TOTAL	0		

Session 2, 19:00-22:00							
EVENTS Men: 63.5kg, 75kg, +91kg Women: 52kg, 60kg, 70kg							
RING A				RING B			
Contest Number	No of Contests	Round	Event	Contest Number	No of Contests	Round	Event
25-26	2	Semifinals	W 52kg				
27-28	2	Semifinals	M 63.5kg				
29-30	2	Semifinals	W 60kg				
31-32	2	Semifinals	M 75kg				
33-34	2	Semifinals	W 70kg				
35-36	2	Semifinals	M +91kg				
TOTAL	12			TOTAL	0		

NEXT SESSION: THU 14 JUL 2022 START TIME 15:00
EVENTS Men: 63.5kg, 75kg, +91kg Women: 52kg, 60kg, 70kg

Legend:	M Men's	W Women's
----------------	----------------	------------------

Timing and Results provided by 



Competition Programme

As of WED 13 JUL 2022

Session 3, 15:00-16:30							
EVENTS Men: 63.5kg, 75kg, +91kg Women: 52kg, 60kg, 70kg							
RING A				RING B			
Contest Number	No of Contests	Round	Event	Contest Number	No of Contests	Round	Event
37	1	Bronze Medal Match	W 52kg				
38	1	Bronze Medal Match	M 63.5kg				
39	1	Bronze Medal Match	W 60kg				
40	1	Bronze Medal Match	M 75kg				
41	1	Bronze Medal Match	W 70kg				
42	1	Bronze Medal Match	M +91kg				
TOTAL	6			TOTAL	0		

Session 4, 18:40-21:50							
EVENTS Men: 63.5kg, 75kg, +91kg Women: 52kg, 60kg, 70kg							
RING A				RING B			
Contest Number	No of Contests	Round	Event	Contest Number	No of Contests	Round	Event
43	1	Gold Medal Match	W 52kg				
44	1	Gold Medal Match	M 63.5kg				
45	1	Gold Medal Match	W 60kg				
46	1	Gold Medal Match	M 75kg				
47	1	Gold Medal Match	W 70kg				
48	1	Gold Medal Match	M +91kg				
TOTAL	6			TOTAL	0		

Legend:	M Men's	W Women's
----------------	---------	-----------

Timing and Results provided by **TISSOT**




Session Programme

As of WED 13 JUL 2022

SESSION 1 - RING A

Contest No	Weight Category	Round	Color	Draw No	Name	Country Code	Points	Winner	Results Code
1	Women's K1 -52kg	Quarterfinals	RED	1	Monika CHOCHLIKOVA	SVK			
			BLUE	2	Klara STRNADOVA	CZE			
2	Women's K1 -52kg	Quarterfinals	RED	3	Lillie HELTON	USA			
			BLUE	4	Shir COHEN	ISR			
3	Women's K1 -52kg	Quarterfinals	RED	5	Stephanie GOODE	CAN			
			BLUE	6	Daryna IVANOVA	UKR			
4	Women's K1 -52kg	Quarterfinals	RED	7	Viktoria PALFI	HUN			
			BLUE	8	Iwona NIERODA-ZDZIEBKO	POL			
5	Men's K1 -63.5kg	Quarterfinals	RED	1	Ikbol FOZILZHONOV	KGZ			
			BLUE	2	Dajan IVANOVIC	BIH			
6	Men's K1 -63.5kg	Quarterfinals	RED	3	Miguel David MARTINEZ ACEVES	MEX			
			BLUE	4	Vinicius OLIVEIRA MESTRIER	BRA			
7	Men's K1 -63.5kg	Quarterfinals	RED	5	Chingiskhan TLEMISOV	KAZ			
			BLUE	6	Tiago SANTOS	POR			
8	Men's K1 -63.5kg	Quarterfinals	RED	7	Ognyan MIRCHEV	BUL			
			BLUE	8	Orfan SANANZADE	UKR			
9	Women's K1 -60kg	Quarterfinals	RED	1	Milana BJELOGRLIC	SRB			
			BLUE	2	Sila RODERBURG	GER			
10	Women's K1 -60kg	Quarterfinals	RED	3	Helene CONNART	BEL			
			BLUE	4	Sofia OLIVEIRA	POR			
11	Women's K1 -60kg	Quarterfinals	RED	5	Andreea CEBUC	ROU			
			BLUE	6	Alina MARTYNIUK	UKR			
12	Women's K1 -60kg	Quarterfinals	RED	7	Katja POYHONEN	FIN			
			BLUE	8	Stella HEMETSBERGER	AUT			
13	Men's K1 -75kg	Quarterfinals	RED	1	Vitalii DUBINA	UKR			
			BLUE	2	Michael DOHERTY	CAN			
14	Men's K1 -75kg	Quarterfinals	RED	3	Henrikas VIKSRAITIS	LTU			
			BLUE	4	Petr DVORACEK	CZE			
15	Men's K1 -75kg	Quarterfinals	RED	5	Ziga PECNIK	SLO			
			BLUE	6	Alessio ZELONI	ITA			
16	Men's K1 -75kg	Quarterfinals	RED	7	Austin BYBEE	USA			
			BLUE	8	Or MOSHE	ISR			

Timing and Results provided by  TISSOT




Session Programme

As of WED 13 JUL 2022

SESSION 1 - RING A

Contest No	Weight Category	Round	Color	Draw No	Name	Country Code	Points	Winner	Results Code
17	Women's K1 -70kg	Quarterfinals	RED	1	Dajenka MEIJER	NED			
			BLUE	2	Amanda Lynae GINSKI	USA			
18	Women's K1 -70kg	Quarterfinals	RED	3	Polina GROSSMAN	ISR			
			BLUE	4	Alexandra FILIPOVA	SVK			
19	Women's K1 -70kg	Quarterfinals	RED	5	Vivre VANHAKOSKI	FIN			
			BLUE	6	Tayler GEROW	CAN			
20	Women's K1 -70kg	Quarterfinals	RED	7	Petra BOROS	HUN			
			BLUE	8	Aleksandra KRSTIC	SRB			
21	Men's K1 +91kg	Quarterfinals	RED	1	Anto SIRIC	CRO			
			BLUE	2	Yosef TKTOK	ISR			
22	Men's K1 +91kg	Quarterfinals	RED	3	Pirkka SUKSI	FIN			
			BLUE	4	Ahmed KRNJIC	BIH			
23	Men's K1 +91kg	Quarterfinals	RED	5	Eryk ANDERS	USA			
			BLUE	6	Bahram RAJABZADEH	AZE			
24	Men's K1 +91kg	Quarterfinals	RED	7	Oscar HIGUERA	VEN			
			BLUE	8	Roman SHCHERBATIUK	UKR			

Legend:
No Number

Timing and Results provided by 




Session Programme

As of WED 13 JUL 2022

SESSION 2 - RING A

Contest No	Weight Category	Round	Color	Draw No	Name	Country Code	Points	Winner	Results Code
25	Women's K1 -52kg	Semifinals	RED	2	Klara STRNADOVA	CZE			
			BLUE	4	Shir COHEN	ISR			
26	Women's K1 -52kg	Semifinals	RED	6	Daryna IVANOVA	UKR			
			BLUE	8	Iwona NIERODA-ZDZIEBKO	POL			
27	Men's K1 -63.5kg	Semifinals	RED	1	Ikbol FOZILZHONOV	KGZ			
			BLUE	3	Miguel David MARTINEZ ACEVES	MEX			
28	Men's K1 -63.5kg	Semifinals	RED	5	Chingiskhan TLEMISOV	KAZ			
			BLUE	8	Orfan SANANZADE	UKR			
29	Women's K1 -60kg	Semifinals	RED	1	Milana BJELOGRLIC	SRB			
			BLUE	3	Helene CONNART	BEL			
30	Women's K1 -60kg	Semifinals	RED	6	Alina MARTYNIUK	UKR			
			BLUE	8	Stella HEMETSBERGER	AUT			
31	Men's K1 -75kg	Semifinals	RED	1	Vitalii DUBINA	UKR			
			BLUE	4	Petr DVORACEK	CZE			
32	Men's K1 -75kg	Semifinals	RED	6	Alessio ZELONI	ITA			
			BLUE	8	Or MOSHE	ISR			
33	Women's K1 -70kg	Semifinals	RED	1	Dajenka MEIJER	NED			
			BLUE	4	Alexandra FILIPOVA	SVK			
34	Women's K1 -70kg	Semifinals	RED	5	Vivre VANHAKOSKI	FIN			
			BLUE	8	Aleksandra KRSTIC	SRB			
35	Men's K1 +91kg	Semifinals	RED	1	Anto SIRIC	CRO			
			BLUE	3	Pirkka SUKSI	FIN			
36	Men's K1 +91kg	Semifinals	RED	6	Bahram RAJABZADEH	AZE			
			BLUE	8	Roman SHCHERBATIUK	UKR			

Legend:
No Number

Timing and Results provided by  TISSOT




Session Programme

As of WED 13 JUL 2022

SESSION 3 - RING A

Contest No	Weight Category	Round	Color	Draw No	Name	Country Code	Points	Winner	Results Code
37	Women's K1 -52kg	Bronze Medal Match	RED	2	Klara STRNADOVA	CZE			
			BLUE	6	Daryna IVANOVA	UKR			
38	Men's K1 -63.5kg	Bronze Medal Match	RED	1	Ikbol FOZILZHONOV	KGZ			
			BLUE	5	Chingiskhan TLEMISOV	KAZ			
39	Women's K1 -60kg	Bronze Medal Match	RED	3	Helene CONNART	BEL			
			BLUE	6	Alina MARTYNIUK	UKR			
40	Men's K1 -75kg	Bronze Medal Match	RED	4	Petr DVORACEK	CZE			
			BLUE	6	Alessio ZELONI	ITA			
41	Women's K1 -70kg	Bronze Medal Match	RED	1	Dajenka MEIJER	NED			
			BLUE	5	Vivre VANHAKOSKI	FIN			
42	Men's K1 +91kg	Bronze Medal Match	RED	3	Pirkka SUKSI	FIN			
			BLUE	8	Roman SHCHERBATIOUK	UKR			

Legend:
No Number

Timing and Results provided by  **TISSOT**




Session Programme

As of WED 13 JUL 2022

SESSION 4 - RING A

Contest No	Weight Category	Round	Color	Draw No	Name	Country Code	Points	Winner	Results Code
43	Women's K1 -52kg	Gold Medal Match	RED	4	Shir COHEN	ISR			
			BLUE	8	Iwona NIERODA-ZDZIEBKO	POL			
44	Men's K1 -63.5kg	Gold Medal Match	RED	3	Miguel David MARTINEZ ACEVES	MEX			
			BLUE	8	Orfan SANANZADE	UKR			
45	Women's K1 -60kg	Gold Medal Match	RED	1	Milana BJELOGRLIC	SRB			
			BLUE	8	Stella HEMETSBERGER	AUT			
46	Men's K1 -75kg	Gold Medal Match	RED	1	Vitalii DUBINA	UKR			
			BLUE	8	Or MOSHE	ISR			
47	Women's K1 -70kg	Gold Medal Match	RED	4	Alexandra FILIPOVA	SVK			
			BLUE	8	Aleksandra KRSTIC	SRB			
48	Men's K1 +91kg	Gold Medal Match	RED	1	Anto SIRIC	CRO			
			BLUE	6	Bahram RAJABZADEH	AZE			

Legend:
No Number

Timing and Results provided by  TISSOT






Results Summary

As of WED 13 JUL 2022

SESSION 1 - RING A

Contest No	Weight Category	Round	Color	Draw No	Name	Country Code	Points	Winner	Dec.	Officials
1	Women's K1 -52kg	Quarterfinals	RED	1	Monika CHOCHLIKOVA	SVK	1		VP	R:BIH J:ISR J:USA J:CAN
			BLUE	2	Klara STRNADOVA	CZE	2	X		
2	Women's K1 -52kg	Quarterfinals	RED	3	Lillie HELTON	USA	0		VP	R:BIH J:SVK J:CZE J:CAN
			BLUE	4	Shir COHEN	ISR	3	X		
3	Women's K1 -52kg	Quarterfinals	RED	5	Stephanie GOODE	CAN	0		VP	R:SVK J:ISR J:USA J:BIH
			BLUE	6	Daryna IVANOVA	UKR	3	X		
4	Women's K1 -52kg	Quarterfinals	RED	7	Viktoria PALFI	HUN	0		VP	R:SVK J:ISR J:CZE J:BIH
			BLUE	8	Iwona NIERODA-ZDZIEBKO	POL	3	X		
5	Men's K1 -63.5kg	Quarterfinals	RED	1	Ikbol FOZILZHONOV	KGZ	3	X	VP	R:CZE J:ISR J:USA J:CAN
			BLUE	2	Dajan IVANOVIC	BIH	0			
6	Men's K1 -63.5kg	Quarterfinals	RED	3	Miguel David MARTINEZ ACEVES	MEX	3	X	VP	R:CZE J:SVK J:USA J:BIH
			BLUE	4	Vinicius OLIVEIRA MESTRINIER	BRA	0			
7	Men's K1 -63.5kg	Quarterfinals	RED	5	Chingiskhan TLEMISOV	KAZ	2	X	VP	R:ISR J:SVK J:USA J:CAN
			BLUE	6	Tiago SANTOS	POR	1			
8	Men's K1 -63.5kg	Quarterfinals	RED	7	Ognyan MIRCHEV	BUL	0		VP	R:ISR J:CZE J:USA J:BIH
			BLUE	8	Orfan SANANZADE	UKR	3	X		
9	Women's K1 -60kg	Quarterfinals	RED	1	Milana BJELOGRLIC	SRB	3	X	VP	R:CAN J:CZE J:USA J:BIH
			BLUE	2	Sila RODERBURG	GER	0			
10	Women's K1 -60kg	Quarterfinals	RED	3	Helene CONNART	BEL	2	X	VP	R:CAN J:ISR J:SVK J:USA
			BLUE	4	Sofia OLIVEIRA	POR	1			
11	Women's K1 -60kg	Quarterfinals	RED	5	Andreea CEBUC	ROU	1		VP	R:SVK J:ISR J:CZE J:BIH
			BLUE	6	Alina MARTYNIUK	UKR	2	X		
12	Women's K1 -60kg	Quarterfinals	RED	7	Katja POYHONEN	FIN	0		VP	R:SVK J:ISR J:USA J:CAN
			BLUE	8	Stella HEMETSBERGER	AUT	3	X		
13	Men's K1 -75kg	Quarterfinals	RED	1	Vitalii DUBINA	UKR	3	X	VP	R:USA J:CZE J:USA J:BIH
			BLUE	2	Michael DOHERTY	CAN	0			
14	Men's K1 -75kg	Quarterfinals	RED	3	Henrikas VIKSRAITIS	LTU	0		VP	R:USA J:USA J:CAN J:BIH
			BLUE	4	Petr DVORACEK	CZE	3	X		
15	Men's K1 -75kg	Quarterfinals	RED	5	Ziga PECNIK	SLO	0		VP	R:USA J:ISR J:SVK J:CAN
			BLUE	6	Alessio ZELONI	ITA	3	X		

Timing and Results provided by  TISSOT




Results Summary

As of WED 13 JUL 2022

SESSION 1 - RING A

Contest No	Weight Category	Round	Color	Draw No	Name	Country Code	Points	Winner	Dec.	Officials
16	Men's K1 -75kg	Quarterfinals	RED	7	Austin BYBEE	USA	0		VP	R:CZE J:SVK J:CAN J:BIH
			BLUE	8	Or MOSHE	ISR	3	X		
17	Women's K1 -70kg	Quarterfinals	RED	1	Dajenka MEIJER	NED	2	X	VP	R:BIH J:ISR J:SVK J:CZE
			BLUE	2	Amanda Lynae GINSKI	USA	1			
18	Women's K1 -70kg	Quarterfinals	RED	3	Polina GROSSMAN	ISR	0		VP	R:BIH J:CZE J:USA J:CAN
			BLUE	4	Alexandra FILIPOVA	SVK	3	X		
19	Women's K1 -70kg	Quarterfinals	RED	5	Vivre VANHAKOSKI	FIN	3	X	VP	R:SVK J:ISR J:USA J:BIH
			BLUE	6	Taylor GEROW	CAN	0			
20	Women's K1 -70kg	Quarterfinals	RED	7	Petra BOROS	HUN	0		VP	R:SVK J:ISR J:CZE J:USA
			BLUE	8	Aleksandra KRSTIC	SRB	3	X		
21	Men's K1 +91kg	Quarterfinals	RED	1	Anto SIRIC	CRO	3	X	VP	R:CZE J:SVK J:USA J:CAN
			BLUE	2	Yosef TKTOK	ISR	0			
22	Men's K1 +91kg	Quarterfinals	RED	3	Pirkka SUKSI	FIN	0	X	WO	R:CZE J:ISR J:USA J:USA
			BLUE	4	Ahmed KRNJIC	BIH	0			
23	Men's K1 +91kg	Quarterfinals	RED	5	Eryk ANDERS	USA	0		WO	R:ISR J:SVK J:CAN J:BIH
			BLUE	6	Bahram RAJABZADEH	AZE	0	X		
24	Men's K1 +91kg	Quarterfinals	RED	7	Oscar HIGUERA	VEN	0		VP	R:ISR J:SVK J:USA J:BIH
			BLUE	8	Roman SHCHERBATIUK	UKR	3	X		

Legend:						
Dec. Decision	J Judge	No Number	R Referee			
VP Victory on points	WO Victory by walk over					

Timing and Results provided by  TISSOT




Results Summary

As of WED 13 JUL 2022

SESSION 2 - RING A

Contest No	Weight Category	Round	Color	Draw No	Name	Country Code	Points	Winner	Dec.	Officials
25	Women's K1 -52kg	Semifinals	RED	2	Klara STRNADOVA	CZE	0		VP	R:SVK J:USA J:CAN J:BIH
			BLUE	4	Shir COHEN	ISR	3	X		
26	Women's K1 -52kg	Semifinals	RED	6	Daryna IVANOVA	UKR	1		VP	R:SVK J:ISR J:USA J:BIH
			BLUE	8	Iwona NIERODA-ZDZIEBKO	POL	2	X		
27	Men's K1 -63.5kg	Semifinals	RED	1	Ikbol FOZILZHONOV	KGZ	0		WO	R:USA J:ISR J:CZE J:BIH
			BLUE	3	Miguel David MARTINEZ ACEVES	MEX	0	X		
28	Men's K1 -63.5kg	Semifinals	RED	5	Chingiskhan TLEMISOV	KAZ	0		VP	R:USA J:SVK J:USA J:BIH
			BLUE	8	Orfan SANANZADE	UKR	3	X		
29	Women's K1 -60kg	Semifinals	RED	1	Milana BJELOGRLIC	SRB	2	X	VP	R:CAN J:SVK J:USA J:ISR
			BLUE	3	Helene CONNART	BEL	1			
30	Women's K1 -60kg	Semifinals	RED	6	Alina MARTYNIUK	UKR	1		VP	R:CAN J:ISR J:CZE J:USA
			BLUE	8	Stella HEMETSBERGER	AUT	2	X		
31	Men's K1 -75kg	Semifinals	RED	1	Vitalii DUBINA	UKR	3	X	VP	R:USA J:ISR J:SVK J:USA
			BLUE	4	Petr DVORACEK	CZE	0			
32	Men's K1 -75kg	Semifinals	RED	6	Alessio ZELONI	ITA	1		VP	R:USA J:CAN J:SVK J:USA
			BLUE	8	Or MOSHE	ISR	2	X		
33	Women's K1 -70kg	Semifinals	RED	1	Dajenka MEIJER	NED	0		VP	R:BIH J:ISR J:CZE J:CAN
			BLUE	4	Alexandra FILIPOVA	SVK	3	X		
34	Women's K1 -70kg	Semifinals	RED	5	Vivre VANHAKOSKI	FIN	0		VP	R:BIH J:ISR J:USA J:CAN
			BLUE	8	Aleksandra KRSTIC	SRB	3	X		
35	Men's K1 +91kg	Semifinals	RED	1	Anto SIRIC	CRO	3	X	VP	R:CZE J:SVK J:USA J:USA
			BLUE	3	Pirkka SUKSI	FIN	0			
36	Men's K1 +91kg	Semifinals	RED	6	Bahram RAJABZADEH	AZE	3	X	VP	R:CZE J:ISR J:USA J:BIH
			BLUE	8	Roman SHCHERBATIUK	UKR	0			

Legend:									
Dec.	Decision	J	Judge	No	Number	R	Referee		
VP	Victory on points	WO	Victory by walk over						

Timing and Results provided by  TISSOT




Results Summary

As of THU 14 JUL 2022

SESSION 3 - RING A

Contest No	Weight Category	Round	Color	Draw No	Name	Country Code	Points	Winner	Dec.	Officials
37	Women's K1 -52kg	Bronze Medal Match	RED	2	Klara STRNADOVA	CZE	0		VP	R:CAN J:ISR J:USA J:BIH
			BLUE	6	Daryna IVANOVA	UKR	3	X		
38	Men's K1 -63.5kg	Bronze Medal Match	RED	1	Ikbol FOZILZHONOV	KGZ	3	X	VP	R:ISR J:SVK J:CZE J:USA
			BLUE	5	Chingiskhan TLEMISOV	KAZ	0			
39	Women's K1 -60kg	Bronze Medal Match	RED	3	Helene CONNART	BEL	1		VP	R:SVK J:CZE J:USA J:BIH
			BLUE	6	Alina MARTYNIUK	UKR	2	X		
40	Men's K1 -75kg	Bronze Medal Match	RED	4	Petr DVORACEK	CZE	0	X	WO	R:USA J:ISR J:USA J:CAN
			BLUE	6	Alessio ZELONI	ITA	0			
41	Women's K1 -70kg	Bronze Medal Match	RED	1	Dajenka MEIJER	NED	0		VP	R:BIH J:SVK J:CZE J:CAN
			BLUE	5	Vivre VANHAKOSKI	FIN	3	X		
42	Men's K1 +91kg	Bronze Medal Match	RED	3	Pirkka SUKSI	FIN	0		RSC	R:USA J:ISR J:CZE J:USA
			BLUE	8	Roman SHCHERBATIUK	UKR	3	X		

Legend:			
Dec.	Decision	J	Judge
RSC	Victory via referee stopped contest for injury	VP	Victory on points
No	Number	WO	Victory by walk over
R	Referee		

Timing and Results provided by 




Results Summary

As of THU 14 JUL 2022

SESSION 4 - RING A

Contest No	Weight Category	Round	Color	Draw No	Name	Country Code	Points	Winner	Dec.	Officials
43	Women's K1 -52kg	Gold Medal Match	RED	4	Shir COHEN	ISR	3	X	VP	R:SVK J:CZE J:USA J:CAN
			BLUE	8	Iwona NIERODA-ZDZIEBKO	POL	0			
44	Men's K1 -63.5kg	Gold Medal Match	RED	3	Miguel David MARTINEZ ACEVES	MEX	3	X	VP	R:CZE J:SVK J:USA J:USA
			BLUE	8	Orfan SANANZADE	UKR	0			
45	Women's K1 -60kg	Gold Medal Match	RED	1	Milana BJELOGRLIC	SRB	0		VP	R:CAN J:ISR J:SVK J:USA
			BLUE	8	Stella HEMETSBERGER	AUT	3	X		
46	Men's K1 -75kg	Gold Medal Match	RED	1	Vitalii DUBINA	UKR	0		VP	R:USA J:SVK J:USA J:BIH
			BLUE	8	Or MOSHE	ISR	3	X		
47	Women's K1 -70kg	Gold Medal Match	RED	4	Alexandra FILIPOVA	SVK	0		VP	R:BIH J:ISR J:CZE J:USA
			BLUE	8	Aleksandra KRSTIC	SRB	3	X		
48	Men's K1 +91kg	Gold Medal Match	RED	1	Anto SIRIC	CRO	0		VP	R:CZE J:ISR J:SVK J:USA
			BLUE	6	Bahram RAJABZADEH	AZE	3	X		

Legend:									
Dec.	Decision	J	Judge	No	Number	R	Referee		
VP	Victory on points								

Timing and Results provided by  TISSOT



Medallists by Event

After 6 of 6 Events

Event Name	Date	Medal	Name	Country Code
Men's K1 -63.5kg	THU 14 JUL	GOLD	Miguel David MARTINEZ ACEVES	MEX
		SILVER	Orfan SANANZADE	UKR
		BRONZE	Ikbol FOZILZHONOV	KGZ
Men's K1 -75kg	THU 14 JUL	GOLD	Or MOSHE	ISR
		SILVER	Vitalii DUBINA	UKR
		BRONZE	Petr DVORACEK	CZE
Men's K1 +91kg	THU 14 JUL	GOLD	Bahram RAJABZADEH	AZE
		SILVER	Anto SIRIC	CRO
		BRONZE	Roman SHCHERBATIOUK	UKR
Women's K1 -52kg	THU 14 JUL	GOLD	Shir COHEN	ISR
		SILVER	Iwona NIERODA-ZDZIEBKO	POL
		BRONZE	Daryna IVANOVA	UKR
Women's K1 -60kg	THU 14 JUL	GOLD	Stella HEMETSBERGER	AUT
		SILVER	Milana BJELOGRLIC	SRB
		BRONZE	Alina MARTYNIUK	UKR
Women's K1 -70kg	THU 14 JUL	GOLD	Aleksandra KRSTIC	SRB
		SILVER	Alexandra FILIPOVA	SVK
		BRONZE	Vivre VANHAKOSKI	FIN





Medal Standings

After 6 of 6 Events

Rank	Country	Men				Women				Total				Rank by Total
		G	S	B	Tot	G	S	B	Tot	G	S	B	Tot	
1	ISR - Israel	1			1	1			1	2			2	=2
2	SRB - Serbia					1	1		2	1	1		2	=2
3	AUT - Austria					1			1	1			1	=4
3	AZE - Azerbaijan	1			1					1			1	=4
3	MEX - Mexico	1			1					1			1	=4
6	UKR - Ukraine		2	1	3			2	2		2	3	5	1
7	CRO - Croatia		1		1						1		1	=4
7	POL - Poland						1		1		1		1	=4
7	SVK - Slovakia						1		1		1		1	=4
10	CZE - Czech Republic			1	1							1	1	=4
10	FIN - Finland							1	1			1	1	=4
10	KGZ - Kyrgyzstan			1	1							1	1	=4
Total:		3	3	3	9	3	3	3	9	6	6	6	18	

Legend:
 = Equal sign indicates that two or more NOCs share the same rank by total **B** Bronze **G** Gold **S** Silver **Tot** Total

Timing and Results provided by  **TISSOT**





Kickboxing

Men's K1 -63.5kg





Entry List by Event

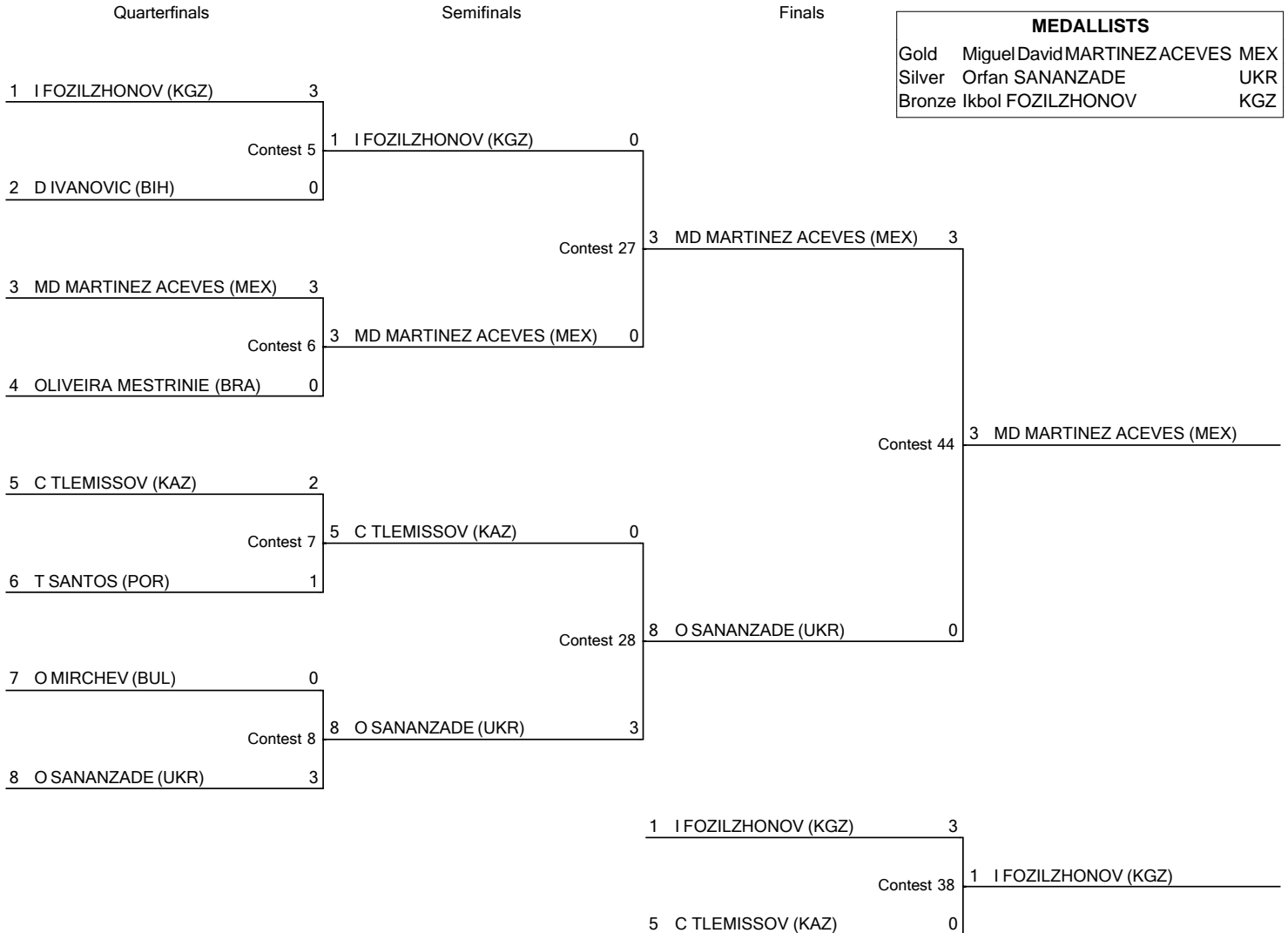
Country	Bib Number	Name	Date of Birth
BIH - Bosnia and Herzegovina	2	Dajan IVANOVIC	7 FEB 2001
BRA - Brazil	4	Vinicius OLIVEIRA MESTRINIER	30 NOV 1991
BUL - Bulgaria	7	Ognyan MIRCHEV	18 MAY 1999
KAZ - Kazakhstan	5	Chingiskhan TLEMISOV	29 JUN 1989
KGZ - Kyrgyzstan	1	Ikbol FOZILZHONOV	15 JUL 1993
MEX - Mexico	3	Miguel David MARTINEZ ACEVES	3 AUG 1998
POR - Portugal	6	Tiago SANTOS	12 JUL 1999
UKR - Ukraine	8	Orfan SANANZADE	1 NOV 1993






Brackets

As of THU 14 JUL 2022



Timing and Results provided by 





Medallists

Medal	Name	Country
GOLD	Miguel David MARTINEZ ACEVES	MEX - Mexico
SILVER	Orfan SANANZADE	UKR - Ukraine
BRONZE	Ikbol FOZILZHONOV	KGZ - Kyrgyzstan





Results

As of THU 14 JUL 2022

CONTEST NUMBER 38 - RING A


RED		
NAME	Country Code	N°
Ikbol FOZILZHONOV	KGZ	1
1 st Judge		12
2 nd Judge		13
3 rd Judge		4

BLUE		
NAME	Country Code	N°
Chingiskhan TLEMISOV	KAZ	5
1 st Judge		8
2 nd Judge		7
3 rd Judge		2

3	RED RESULT	POINTS	BLUE RESULT	0
----------	------------	--------	-------------	----------

WINNER
Ikbol FOZILZHONOV (KGZ)

DECISION	
VP	VICTORY ON POINTS

Timing and Results provided by  TISSOT



Results

As of THU 14 JUL 2022
CONTEST NUMBER 44 - RING A

RED		
NAME	Country Code	N°
Miguel David MARTINEZ ACEVES	MEX	3
1 st Judge		12
2 nd Judge		11
3 rd Judge		13

BLUE		
NAME	Country Code	N°
Orfan SANANZADE	UKR	8
1 st Judge		10
2 nd Judge		7
3 rd Judge		2

3	RED RESULT	POINTS	BLUE RESULT	0
----------	------------	--------	-------------	----------

WINNER
Miguel David MARTINEZ ACEVES (MEX)

DECISION	
VP	VICTORY ON POINTS



Results

As of WED 13 JUL 2022
CONTEST NUMBER 27 - RING A

RED		
NAME	Country Code	N°
Ikbol FOZILZHONOV	KGZ	1
1 st Judge		
2 nd Judge		
3 rd Judge		

BLUE		
NAME	Country Code	N°
Miguel David MARTINEZ ACEVES	MEX	3
1 st Judge		
2 nd Judge		
3 rd Judge		

0	RED RESULT	POINTS	BLUE RESULT	0
----------	---------------	--------	----------------	----------

WINNER Miguel David MARTINEZ ACEVES (MEX)

DECISION
WO VICTORY BY WALK OVER



Results

As of WED 13 JUL 2022
CONTEST NUMBER 28 - RING A

RED		
NAME	Country Code	N°
Chingiskhan TLEMISOV	KAZ	5
1 st Judge		9
2 nd Judge		6
3 rd Judge		5

BLUE		
NAME	Country Code	N°
Orfan SANANZADE	UKR	8
1 st Judge		13
2 nd Judge		15
3 rd Judge		12

0	RED RESULT	POINTS	BLUE RESULT	3
----------	------------	--------	-------------	----------

WINNER Orfan SANANZADE (UKR)
--

VP	VICTORY ON POINTS
-----------	-------------------



Results

As of WED 13 JUL 2022
CONTEST NUMBER 5 - RING A

RED		
NAME	Country Code	N°
Ikbol FOZILZHONOV	KGZ	1
1 st Judge		9
2 nd Judge		9
3 rd Judge		10

BLUE		
NAME	Country Code	N°
Dajan IVANOVIC	BIH	2
1 st Judge		2
2 nd Judge		2
3 rd Judge		2

3	RED RESULT	POINTS	BLUE RESULT	0
----------	------------	--------	-------------	----------

WINNER
Ikbol FOZILZHONOV (KGZ)

DECISION	
VP	VICTORY ON POINTS



Results

As of WED 13 JUL 2022
CONTEST NUMBER 6 - RING A

RED		
NAME	Country Code	N°
Miguel David MARTINEZ ACEVES	MEX	3
1 st Judge		13
2 nd Judge		6
3 rd Judge		11

BLUE		
NAME	Country Code	N°
Vinicius OLIVEIRA MESTRINIER	BRA	4
1 st Judge		6
2 nd Judge		5
3 rd Judge		6

3	RED RESULT	POINTS	BLUE RESULT	0
----------	------------	--------	-------------	----------

WINNER
Miguel David MARTINEZ ACEVES (MEX)

DECISION	
VP	VICTORY ON POINTS



Results

As of WED 13 JUL 2022
CONTEST NUMBER 7 - RING A


RED		
NAME	Country Code	N°
Chingiskhan TLEMISOV	KAZ	5
1 st Judge		9
2 nd Judge		8
3 rd Judge		3

BLUE		
NAME	Country Code	N°
Tiago SANTOS	POR	6
1 st Judge		9
2 nd Judge		3
3 rd Judge		4

2	RED RESULT	POINTS	BLUE RESULT	1
----------	------------	--------	-------------	----------

WINNER Chingiskhan TLEMISOV (KAZ)

VP	VICTORY ON POINTS
-----------	-------------------

Timing and Results provided by  TISSOT



Results

As of WED 13 JUL 2022
CONTEST NUMBER 8 - RING A


RED		
NAME	Country Code	N°
Ognyan MIRCHEV	BUL	7
1 st Judge		5
2 nd Judge		3
3 rd Judge		6

BLUE		
NAME	Country Code	N°
Orfan SANANZADE	UKR	8
1 st Judge		9
2 nd Judge		7
3 rd Judge		9

0	RED RESULT	POINTS	BLUE RESULT	3
----------	------------	--------	-------------	----------

WINNER Orfan SANANZADE (UKR)
--

VP	VICTORY ON POINTS
-----------	-------------------

Timing and Results provided by  TISSOT



Kickboxing

Men's K1 -75kg





Entry List by Event

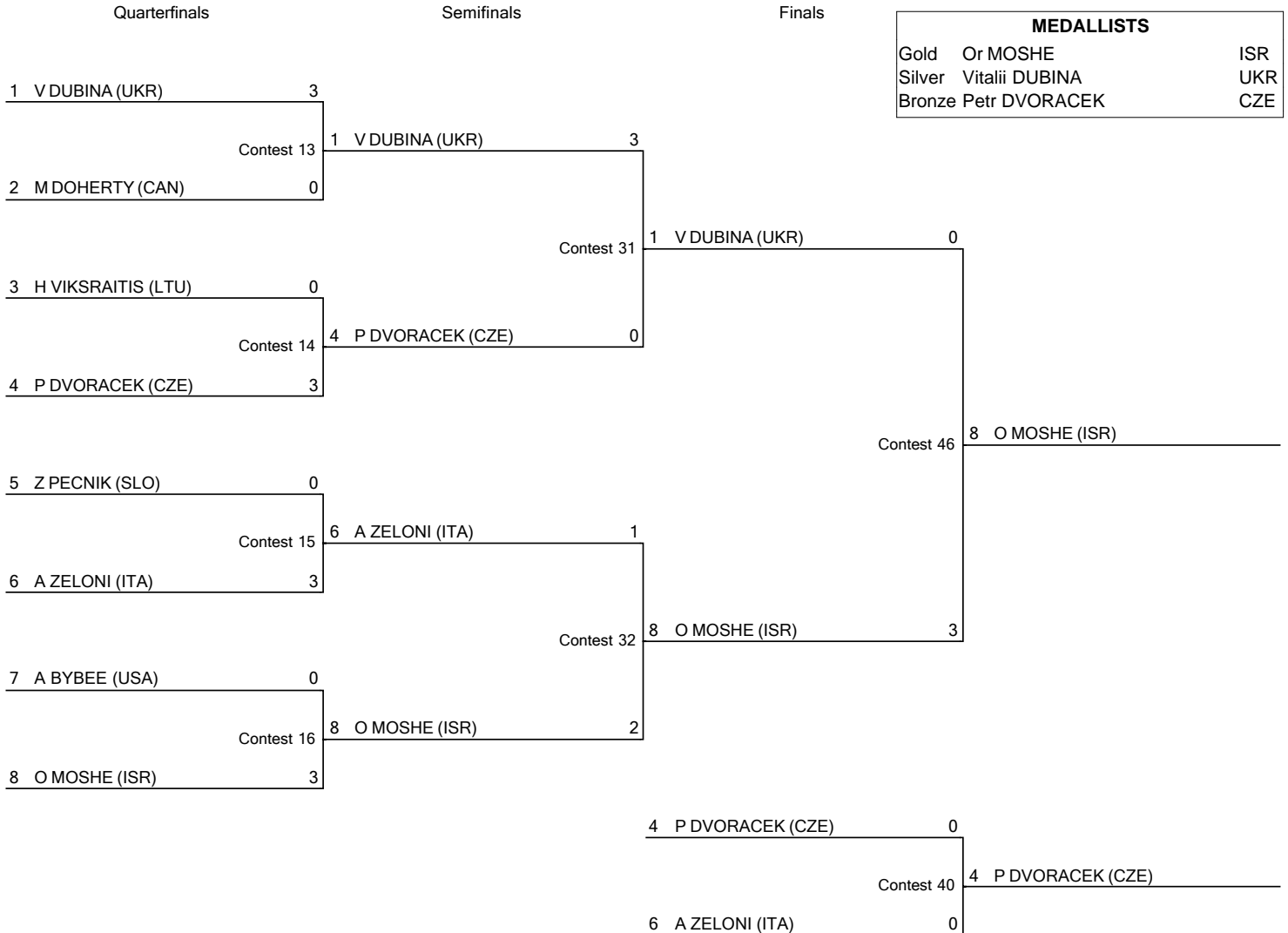
Country	Bib Number	Name	Date of Birth
CAN - Canada	2	Michael DOHERTY	11 MAR 1989
CZE - Czech Republic	4	Petr DVORACEK	5 JAN 2002
ISR - Israel	8	Or MOSHE	3 OCT 2000
ITA - Italy	6	Alessio ZELONI	24 SEP 1998
LTU - Lithuania	3	Henrikas VIKSRAITIS	30 OCT 1992
SLO - Slovenia	5	Ziga PECNIK	3 AUG 1995
UKR - Ukraine	1	Vitalii DUBINA	12 NOV 1994
USA - United States of America	7	Austin BYBEE	15 AUG 2002






Brackets

As of THU 14 JUL 2022



Timing and Results provided by 



Medallists

Medal	Name	Country
GOLD	Or MOSHE	ISR - Israel
SILVER	Vitalii DUBINA	UKR - Ukraine
BRONZE	Petr DVORACEK	CZE - Czech Republic





Results

As of THU 14 JUL 2022

CONTEST NUMBER 40 - RING A


RED		
NAME	Country Code	N°
Petr DVORACEK	CZE	4
1 st Judge		0
2 nd Judge		0
3 rd Judge		0

BLUE		
NAME	Country Code	N°
Alessio ZELONI	ITA	6
1 st Judge		0
2 nd Judge		0
3 rd Judge		0

0	RED RESULT	POINTS	BLUE RESULT	0
----------	------------	--------	-------------	----------

WINNER Petr DVORACEK (CZE)

DECISION
WO VICTORY BY WALK OVER

Timing and Results provided by  **TISSOT**



Results

As of THU 14 JUL 2022
CONTEST NUMBER 46 - RING A

RED		
NAME	Country Code	N°
Vitalii DUBINA	UKR	1
1 st Judge		13
2 nd Judge		6
3 rd Judge		8

BLUE		
NAME	Country Code	N°
Or MOSHE	ISR	8
1 st Judge		16
2 nd Judge		12
3 rd Judge		13

0	RED RESULT	POINTS	BLUE RESULT	3
----------	------------	--------	-------------	----------

WINNER
Or MOSHE (ISR)

DECISION	
VP	VICTORY ON POINTS



Results

As of WED 13 JUL 2022
CONTEST NUMBER 31 - RING A

RED		
NAME	Country Code	N°
Vitalii DUBINA	UKR	1
1 st Judge		7
2 nd Judge		13
3 rd Judge		12

BLUE		
NAME	Country Code	N°
Petr DVORACEK	CZE	4
1 st Judge		5
2 nd Judge		6
3 rd Judge		10

3	RED RESULT	POINTS	BLUE RESULT	0
----------	------------	--------	-------------	----------

WINNER Vitalii DUBINA (UKR)

VP	VICTORY ON POINTS
-----------	-------------------



Results

As of WED 13 JUL 2022
CONTEST NUMBER 32 - RING A

RED		
NAME	Country Code	N°
Alessio ZELONI	ITA	6
1 st Judge		5
2 nd Judge		11
3 rd Judge		8

BLUE		
NAME	Country Code	N°
Or MOSHE	ISR	8
1 st Judge		6
2 nd Judge		10
3 rd Judge		14

1	RED RESULT	POINTS	BLUE RESULT	2
----------	---------------	--------	----------------	----------

WINNER Or MOSHE (ISR)

DECISION
VP VICTORY ON POINTS



Results

As of WED 13 JUL 2022

CONTEST NUMBER 13 - RING A

RED		
NAME	Country Code	N°
Vitalii DUBINA	UKR	1
1 st Judge		17
2 nd Judge		23
3 rd Judge		13


BLUE		
NAME	Country Code	N°
Michael DOHERTY	CAN	2
1 st Judge		9
2 nd Judge		9
3 rd Judge		5

3	RED RESULT	POINTS	BLUE RESULT	0
----------	------------	--------	-------------	----------

WINNER
Vitalii DUBINA (UKR)

DECISION

VP	VICTORY ON POINTS
----	-------------------

Timing and Results provided by  TISSOT



Results

As of WED 13 JUL 2022

CONTEST NUMBER 14 - RING A

RED		
NAME	Country Code	N°
Henrikas VIKSRAITIS	LTU	3
1 st Judge		7
2 nd Judge		3
3 rd Judge		7


BLUE		
NAME	Country Code	N°
Petr DVORACEK	CZE	4
1 st Judge		18
2 nd Judge		5
3 rd Judge		10

0	RED RESULT	POINTS	BLUE RESULT	3
----------	------------	--------	-------------	----------

WINNER
Petr DVORACEK (CZE)

DECISION

VP	VICTORY ON POINTS
----	-------------------

Timing and Results provided by  TISSOT





Results

As of WED 13 JUL 2022

CONTEST NUMBER 15 - RING A

RED		
NAME	Country Code	N°
Ziga PECNIK	SLO	5
1 st Judge		8
2 nd Judge		11
3 rd Judge		6


BLUE		
NAME	Country Code	N°
Alessio ZELONI	ITA	6
1 st Judge		13
2 nd Judge		15
3 rd Judge		9

0	RED RESULT	POINTS	BLUE RESULT	3
----------	-------------------	---------------	--------------------	----------

WINNER
Alessio ZELONI (ITA)

DECISION

VP	VICTORY ON POINTS
-----------	-------------------

Timing and Results provided by  **TISSOT**



Results

As of WED 13 JUL 2022

CONTEST NUMBER 16 - RING A

RED		
NAME	Country Code	N°
Austin BYBEE	USA	7
1 st Judge		6
2 nd Judge		4
3 rd Judge		3


BLUE		
NAME	Country Code	N°
Or MOSHE	ISR	8
1 st Judge		11
2 nd Judge		6
3 rd Judge		10

0	RED RESULT	POINTS	BLUE RESULT	3
----------	------------	--------	-------------	----------

WINNER
Or MOSHE (ISR)

DECISION

VP	VICTORY ON POINTS
----	-------------------

Timing and Results provided by  TISSOT



Kickboxing

Men's K1 +91kg





Entry List by Event

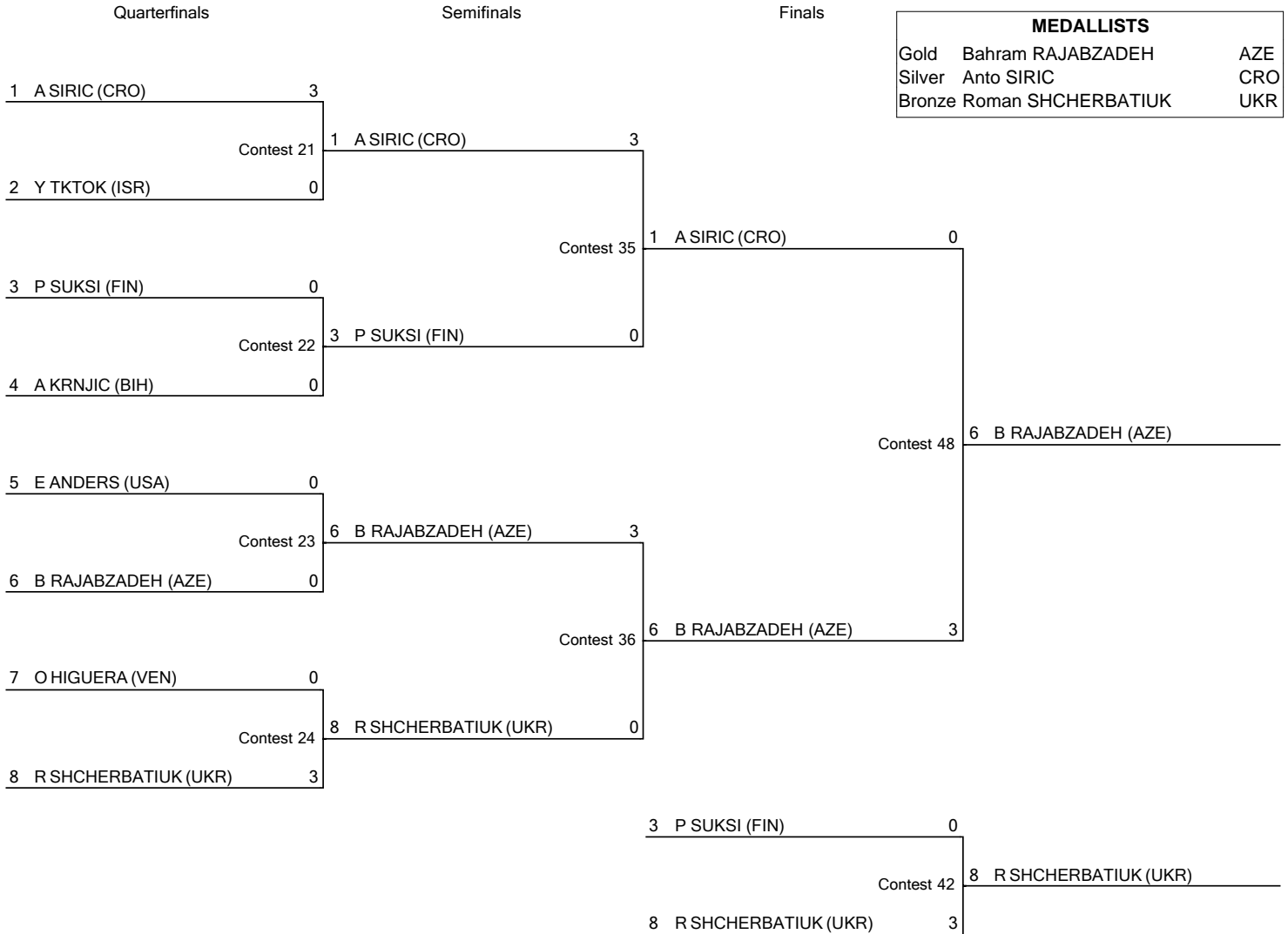
Country	Bib Number	Name	Date of Birth
AZE - Azerbaijan	6	Bahram RAJABZADEH	3 AUG 1991
BIH - Bosnia and Herzegovina	4	Ahmed KRNJIC	14 FEB 1997
CRO - Croatia	1	Anto SIRIC	1 DEC 1996
FIN - Finland	3	Pirkka SUKSI	24 NOV 1981
ISR - Israel	2	Yosef TKTOK	4 JUN 1984
UKR - Ukraine	8	Roman SHCHERBATIUK	26 JUN 1997
USA - United States of America	5	Eryk ANDERS	21 APR 1987
VEN - Venezuela	7	Oscar HIGUERA	14 JUN 1991





Brackets

As of THU 14 JUL 2022



Timing and Results provided by  TISSOT





Medallists

Medal	Name	Country
GOLD	Bahram RAJABZADEH	AZE - Azerbaijan
SILVER	Anto SIRIC	CRO - Croatia
BRONZE	Roman SHCHERBATIUK	UKR - Ukraine

Timing and Results provided by  TISSOT





Results

As of THU 14 JUL 2022

CONTEST NUMBER 42 - RING A

RED		
NAME	Country Code	N°
Pirkka SUKSI	FIN	3
1 st Judge		2
2 nd Judge		4
3 rd Judge		4


BLUE		
NAME	Country Code	N°
Roman SHCHERBATIUK	UKR	8
1 st Judge		5
2 nd Judge		16
3 rd Judge		13

0	RED RESULT	POINTS	BLUE RESULT	3
----------	-------------------	---------------	--------------------	----------

WINNER
Roman SHCHERBATIUK (UKR)

DECISION

RSC	VICTORY VIA REFEREE STOPPED CONTEST FOR INJURY
------------	--

Timing and Results provided by  TISSOT



Results

As of THU 14 JUL 2022

CONTEST NUMBER 48 - RING A

RED		
NAME	Country Code	N°
Anto SIRIC	CRO	1
1 st Judge		1
2 nd Judge		7
3 rd Judge		3


BLUE		
NAME	Country Code	N°
Bahram RAJABZADEH	AZE	6
1 st Judge		3
2 nd Judge		11
3 rd Judge		6

0	RED RESULT	POINTS	BLUE RESULT	3
----------	-------------------	---------------	--------------------	----------

WINNER
Bahram RAJABZADEH (AZE)

DECISION

VP	VICTORY ON POINTS
-----------	-------------------

Timing and Results provided by  **TISSOT**



Results

As of WED 13 JUL 2022
CONTEST NUMBER 35 - RING A

RED		
NAME	Country Code	N°
Anto SIRIC	CRO	1
1 st Judge		8
2 nd Judge		6
3 rd Judge		8

BLUE		
NAME	Country Code	N°
Pirkka SUKSI	FIN	3
1 st Judge		3
2 nd Judge		2
3 rd Judge		2

3	RED RESULT	POINTS	BLUE RESULT	0
----------	------------	--------	-------------	----------

WINNER
Anto SIRIC (CRO)

DECISION	
VP	VICTORY ON POINTS



Results

As of WED 13 JUL 2022
CONTEST NUMBER 36 - RING A


RED		
NAME	Country Code	N°
Bahram RAJABZADEH	AZE	6
1 st Judge		9
2 nd Judge		17
3 rd Judge		14

BLUE		
NAME	Country Code	N°
Roman SHCHERBATIUK	UKR	8
1 st Judge		6
2 nd Judge		11
3 rd Judge		9

3	RED RESULT	POINTS	BLUE RESULT	0
----------	------------	--------	-------------	----------

WINNER Bahram RAJABZADEH (AZE)
--

VP	VICTORY ON POINTS
-----------	-------------------

Timing and Results provided by  TISSOT



Results

As of WED 13 JUL 2022

CONTEST NUMBER 21 - RING A

RED		
NAME	Country Code	N°
Anto SIRIC	CRO	1
1 st Judge		10
2 nd Judge		7
3 rd Judge		6


BLUE		
NAME	Country Code	N°
Yosef TKOK	ISR	2
1 st Judge		4
2 nd Judge		4
3 rd Judge		3

3	RED RESULT	POINTS	BLUE RESULT	0
----------	------------	--------	-------------	----------

WINNER
Anto SIRIC (CRO)

DECISION

VP	VICTORY ON POINTS
----	-------------------

Timing and Results provided by  TISSOT



Results

As of WED 13 JUL 2022

CONTEST NUMBER 22 - RING A


RED		
NAME	Country Code	N°
Pirkka SUKSI	FIN	3
1 st Judge		0
2 nd Judge		0
3 rd Judge		0

BLUE		
NAME	Country Code	N°
Ahmed KRNJIC	BIH	4
1 st Judge		0
2 nd Judge		0
3 rd Judge		0

0	RED RESULT	POINTS	BLUE RESULT	0
----------	------------	--------	-------------	----------

WINNER
Pirkka SUKSI (FIN)

DECISION	
AB	VICTORY VIA ABANDONMENT

Timing and Results provided by  TISSOT



Results

As of WED 13 JUL 2022

CONTEST NUMBER 23 - RING A


RED		
NAME	Country Code	N°
Eryk ANDERS	USA	5
1 st Judge		
2 nd Judge		
3 rd Judge		

BLUE		
NAME	Country Code	N°
Bahram RAJABZADEH	AZE	6
1 st Judge		
2 nd Judge		
3 rd Judge		

0	RED RESULT	POINTS	BLUE RESULT	0
----------	------------	--------	-------------	----------

WINNER
Bahram RAJABZADEH (AZE)

DECISION	
WO	VICTORY BY WALK OVER

Timing and Results provided by  TISSOT



Results

As of WED 13 JUL 2022

CONTEST NUMBER 24 - RING A

RED		
NAME	Country Code	N°
Oscar HIGUERA	VEN	7
1 st Judge		2
2 nd Judge		3
3 rd Judge		4


BLUE		
NAME	Country Code	N°
Roman SHCHERBATIUK	UKR	8
1 st Judge		17
2 nd Judge		8
3 rd Judge		15

0	RED RESULT	POINTS	BLUE RESULT	3
----------	------------	--------	-------------	----------

WINNER
Roman SHCHERBATIUK (UKR)

DECISION

VP	VICTORY ON POINTS
----	-------------------

Timing and Results provided by  TISSOT





Kickboxing

Women's K1 -52kg





Entry List by Event

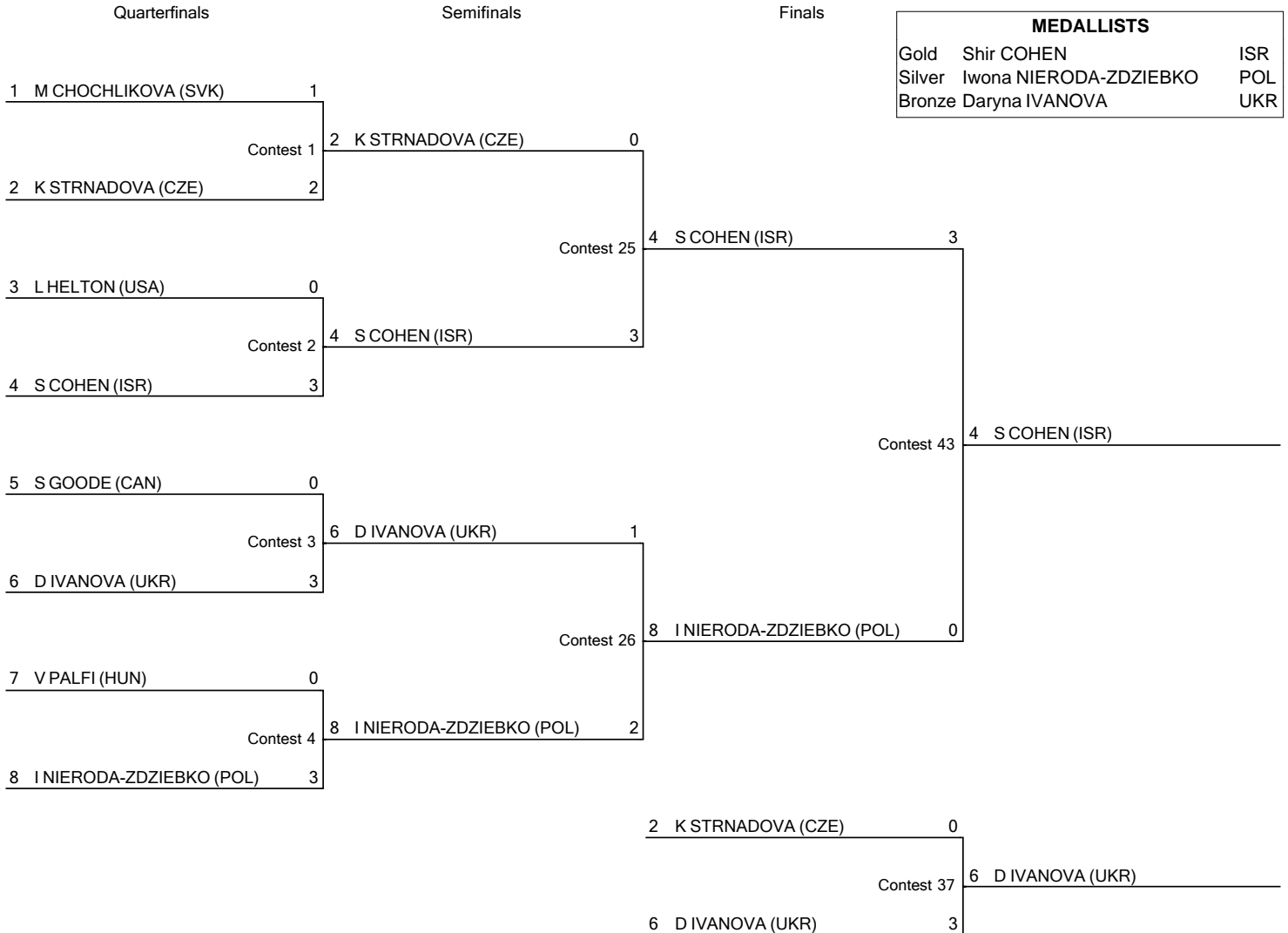
Country	Bib Number	Name	Date of Birth
CAN - Canada	5	Stephanie GOODE	5 MAR 1998
CZE - Czech Republic	2	Klara STRNADOVA	10 APR 1995
HUN - Hungary	7	Viktoria PALFI	29 AUG 2003
ISR - Israel	4	Shir COHEN	13 DEC 2000
POL - Poland	8	Iwona NIERODA-ZDZIEBKO	23 MAY 1990
SVK - Slovakia	1	Monika CHOCHLIKOVA	13 JAN 1996
UKR - Ukraine	6	Daryna IVANOVA	29 JUN 1989
USA - United States of America	3	Lillie HELTON	24 JAN 1994






Brackets

As of THU 14 JUL 2022



Timing and Results provided by 





Medallists

Medal	Name	Country
GOLD	Shir COHEN	ISR - Israel
SILVER	Iwona NIERODA-ZDZIEBKO	POL - Poland
BRONZE	Daryna IVANOVA	UKR - Ukraine





Results

As of THU 14 JUL 2022

CONTEST NUMBER 37 - RING A

RED		
NAME	Country Code	N°
Klara STRNADOVA	CZE	2
1 st Judge		6
2 nd Judge		8
3 rd Judge		9


BLUE		
NAME	Country Code	N°
Daryna IVANOVA	UKR	6
1 st Judge		8
2 nd Judge		9
3 rd Judge		12

0	RED RESULT	POINTS	BLUE RESULT	3
----------	------------	--------	-------------	----------

WINNER
Daryna IVANOVA (UKR)

DECISION

VP	VICTORY ON POINTS
----	-------------------

Timing and Results provided by  TISSOT



Results

As of THU 14 JUL 2022
CONTEST NUMBER 43 - RING A


RED		
NAME	Country Code	N°
Shir COHEN	ISR	4
1 st Judge		18
2 nd Judge		30
3 rd Judge		9

BLUE		
NAME	Country Code	N°
Iwona NIERODA-ZDZIEBKO	POL	8
1 st Judge		10
2 nd Judge		20
3 rd Judge		4

3	RED RESULT	POINTS	BLUE RESULT	0
----------	------------	--------	-------------	----------

WINNER Shir COHEN (ISR)

VP	VICTORY ON POINTS
-----------	-------------------

Timing and Results provided by  TISSOT



Results

As of WED 13 JUL 2022
CONTEST NUMBER 25 - RING A


RED		
NAME	Country Code	N°
Klara STRNADOVA	CZE	2
1 st Judge		12
2 nd Judge		6
3 rd Judge		8

BLUE		
NAME	Country Code	N°
Shir COHEN	ISR	4
1 st Judge		13
2 nd Judge		7
3 rd Judge		11

0	RED RESULT	POINTS	BLUE RESULT	3
----------	------------	--------	-------------	----------

WINNER Shir COHEN (ISR)

VP	VICTORY ON POINTS
-----------	-------------------

Timing and Results provided by  TISSOT



Results

As of WED 13 JUL 2022
CONTEST NUMBER 26 - RING A

RED		
NAME	Country Code	N°
Daryna IVANOVA	UKR	6
1 st Judge		9
2 nd Judge		5
3 rd Judge		6

BLUE		
NAME	Country Code	N°
Iwona NIERODA-ZDZIEBKO	POL	8
1 st Judge		6
2 nd Judge		9
3 rd Judge		7

1	RED RESULT	POINTS	BLUE RESULT	2
----------	---------------	--------	----------------	----------

WINNER
Iwona NIERODA-ZDZIEBKO (POL)

DECISION	
VP	VICTORY ON POINTS



Results

As of WED 13 JUL 2022
CONTEST NUMBER 1 - RING A

RED		
NAME	Country Code	N°
Monika CHOCHLIKOVA	SVK	1
1 st Judge		4
2 nd Judge		2
3 rd Judge		4

BLUE		
NAME	Country Code	N°
Klara STRNADOVA	CZE	2
1 st Judge		4
2 nd Judge		3
3 rd Judge		3

1	RED RESULT	POINTS	BLUE RESULT	2
----------	------------	--------	-------------	----------

WINNER
Klara STRNADOVA (CZE)

DECISION	
VP	VICTORY ON POINTS



Results

As of WED 13 JUL 2022
CONTEST NUMBER 2 - RING A

RED		
NAME	Country Code	N°
Lillie HELTON	USA	3
1 st Judge		6
2 nd Judge		7
3 rd Judge		4

BLUE		
NAME	Country Code	N°
Shir COHEN	ISR	4
1 st Judge		19
2 nd Judge		15
3 rd Judge		11

0	RED RESULT	POINTS	BLUE RESULT	3
----------	------------	--------	-------------	----------

WINNER Shir COHEN (ISR)

VP	VICTORY ON POINTS
-----------	-------------------



Results

As of WED 13 JUL 2022
CONTEST NUMBER 3 - RING A

RED		
NAME	Country Code	N°
Stephanie GOODE	CAN	5
1 st Judge		7
2 nd Judge		4
3 rd Judge		5

BLUE		
NAME	Country Code	N°
Daryna IVANOVA	UKR	6
1 st Judge		15
2 nd Judge		9
3 rd Judge		13

0	RED RESULT	POINTS	BLUE RESULT	3
----------	------------	--------	-------------	----------

WINNER Daryna IVANOVA (UKR)

DECISION	
VP	VICTORY ON POINTS



Results

As of WED 13 JUL 2022

CONTEST NUMBER 4 - RING A

RED		
NAME	Country Code	N°
Viktoria PALFI	HUN	7
1 st Judge		7
2 nd Judge		6
3 rd Judge		4


BLUE		
NAME	Country Code	N°
Iwona NIERODA-ZDZIEBKO	POL	8
1 st Judge		11
2 nd Judge		7
3 rd Judge		7

0	RED RESULT	POINTS	BLUE RESULT	3
----------	------------	--------	-------------	----------

WINNER
Iwona NIERODA-ZDZIEBKO (POL)

DECISION

VP	VICTORY ON POINTS
----	-------------------

Timing and Results provided by  TISSOT



Kickboxing

Women's K1 -60kg





Entry List by Event

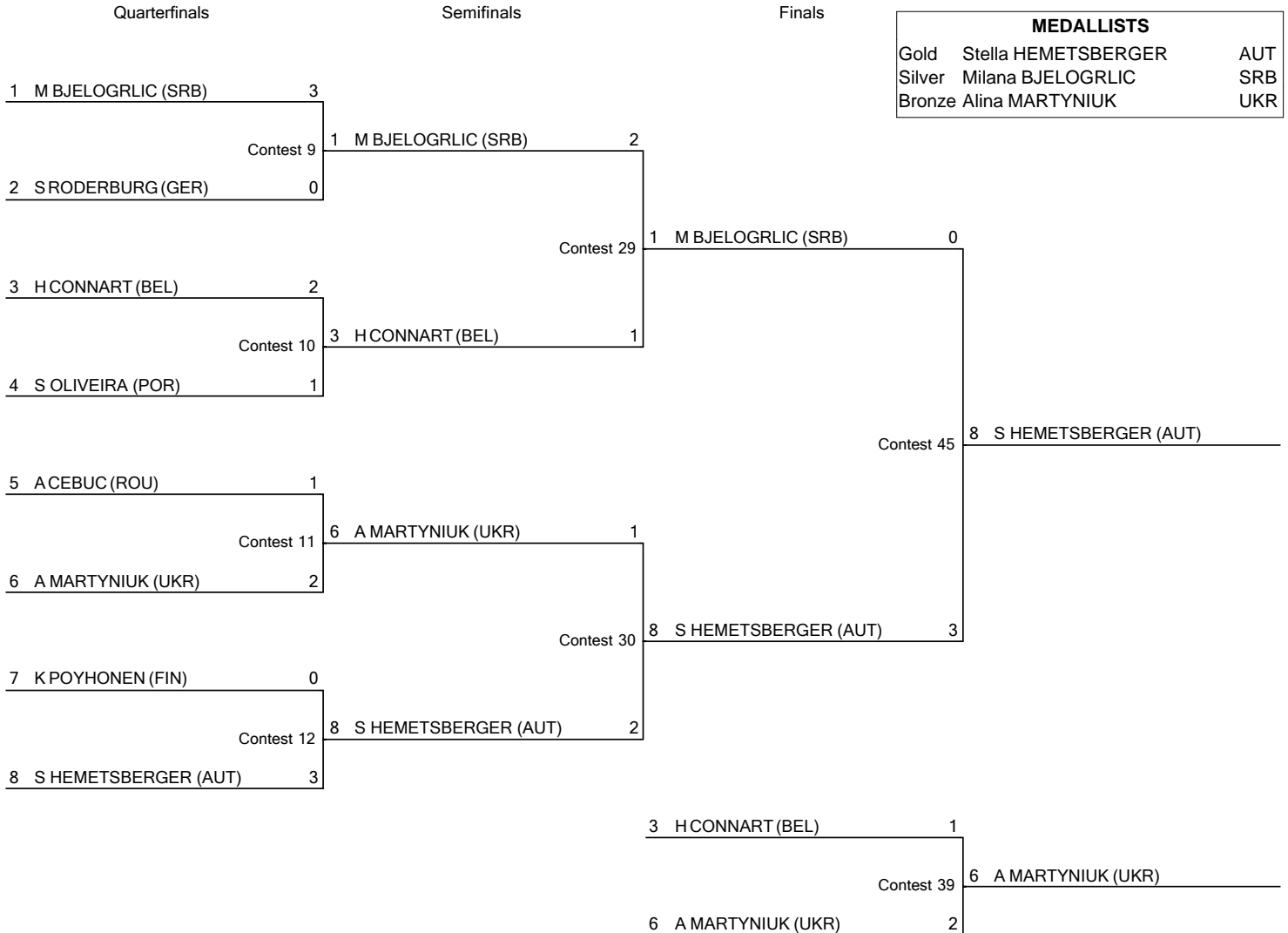
Country	Bib Number	Name	Date of Birth
AUT - Austria	8	Stella HEMETSBERGER	28 JAN 1999
BEL - Belgium	3	Helene CONNART	17 DEC 1988
FIN - Finland	7	Katja POYHONEN	18 JUN 1991
GER - Germany	2	Sila RODERBURG	21 FEB 2003
POR - Portugal	4	Sofia OLIVEIRA	11 MAR 1998
ROU - Romania	5	Andreea CEBUC	30 JUL 2002
SRB - Serbia	1	Milana BJELOGRLIC	20 FEB 1996
UKR - Ukraine	6	Alina MARTYNIUK	7 MAR 2000






Brackets

As of THU 14 JUL 2022



Timing and Results provided by  TISSOT



Medallists

Medal	Name	Country
GOLD	Stella HEMETSBERGER	AUT - Austria
SILVER	Milana BJELOGRLIC	SRB - Serbia
BRONZE	Alina MARTYNIUK	UKR - Ukraine





Results

As of THU 14 JUL 2022

CONTEST NUMBER 39 - RING A


RED		
NAME	Country Code	N°
Helene CONNART	BEL	3
1 st Judge		15
2 nd Judge		12
3 rd Judge		13

BLUE		
NAME	Country Code	N°
Alina MARTYNIUK	UKR	6
1 st Judge		18
2 nd Judge		12
3 rd Judge		14

1	RED RESULT	POINTS	BLUE RESULT	2
----------	-------------------	---------------	--------------------	----------

WINNER
Alina MARTYNIUK (UKR)

DECISION	
VP	VICTORY ON POINTS

Timing and Results provided by  **TISSOT**



Results

As of THU 14 JUL 2022
CONTEST NUMBER 45 - RING A


RED		
NAME	Country Code	N°
Milana BJELOGRLIC	SRB	1
1 st Judge		9
2 nd Judge		17
3 rd Judge		14

BLUE		
NAME	Country Code	N°
Stella HEMETSBERGER	AUT	8
1 st Judge		13
2 nd Judge		18
3 rd Judge		15

0	RED RESULT	POINTS	BLUE RESULT	3
----------	------------	--------	-------------	----------

WINNER Stella HEMETSBERGER (AUT)
--

VP	VICTORY ON POINTS
-----------	-------------------

Timing and Results provided by  TISSOT



Results

As of WED 13 JUL 2022
CONTEST NUMBER 29 - RING A


RED		
NAME	Country Code	N°
Milana BJELOGRLIC	SRB	1
1 st Judge		19
2 nd Judge		13
3 rd Judge		12

BLUE		
NAME	Country Code	N°
Helene CONNART	BEL	3
1 st Judge		13
2 nd Judge		10
3 rd Judge		13

2	RED RESULT	POINTS	BLUE RESULT	1
----------	------------	--------	-------------	----------

WINNER Milana BJELOGRLIC (SRB)
--

DECISION
VP VICTORY ON POINTS

Timing and Results provided by  TISSOT



Results

As of WED 13 JUL 2022
CONTEST NUMBER 30 - RING A

RED		
NAME	Country Code	N°
Alina MARTYNIUK	UKR	6
1 st Judge		6
2 nd Judge		12
3 rd Judge		15

BLUE		
NAME	Country Code	N°
Stella HEMETSBERGER	AUT	8
1 st Judge		6
2 nd Judge		15
3 rd Judge		14

1	RED RESULT	POINTS	BLUE RESULT	2
----------	-------------------	---------------	--------------------	----------

WINNER Stella HEMETSBERGER (AUT)
--

DECISION
VP VICTORY ON POINTS



Results

As of WED 13 JUL 2022
CONTEST NUMBER 9 - RING A

RED		
NAME	Country Code	N°
Milana BJELOGRLIC	SRB	1
1 st Judge		6
2 nd Judge		6
3 rd Judge		7

BLUE		
NAME	Country Code	N°
Sila RODERBURG	GER	2
1 st Judge		4
2 nd Judge		2
3 rd Judge		4

3	RED RESULT	POINTS	BLUE RESULT	0
----------	------------	--------	-------------	----------

WINNER
Milana BJELOGRLIC (SRB)

DECISION	
VP	VICTORY ON POINTS



Results

As of WED 13 JUL 2022
CONTEST NUMBER 10 - RING A

RED		
NAME	Country Code	N°
Helene CONNART	BEL	3
1 st Judge		12
2 nd Judge		15
3 rd Judge		13

BLUE		
NAME	Country Code	N°
Sofia OLIVEIRA	POR	4
1 st Judge		11
2 nd Judge		21
3 rd Judge		8

2	RED RESULT	POINTS	BLUE RESULT	1
----------	------------	--------	-------------	----------

WINNER Helene CONNART (BEL)

VP	VICTORY ON POINTS
-----------	-------------------



Results

As of WED 13 JUL 2022
CONTEST NUMBER 11 - RING A

RED		
NAME	Country Code	N°
Andreea CEBUC	ROU	5
1 st Judge		6
2 nd Judge		10
3 rd Judge		8

BLUE		
NAME	Country Code	N°
Alina MARTYNIUK	UKR	6
1 st Judge		10
2 nd Judge		9
3 rd Judge		12

1	RED RESULT	POINTS	BLUE RESULT	2
----------	---------------	--------	----------------	----------

WINNER Alina MARTYNIUK (UKR)
--

DECISION
VP VICTORY ON POINTS



Results

As of WED 13 JUL 2022
CONTEST NUMBER 12 - RING A

RED		
NAME	Country Code	N°
Katja POYHONEN	FIN	7
1 st Judge		3
2 nd Judge		3
3 rd Judge		0

BLUE		
NAME	Country Code	N°
Stella HEMETSBERGER	AUT	8
1 st Judge		8
2 nd Judge		6
3 rd Judge		4

0	RED RESULT	POINTS	BLUE RESULT	3
----------	------------	--------	-------------	----------

WINNER Stella HEMETSBERGER (AUT)
--

VP	VICTORY ON POINTS
-----------	-------------------



Kickboxing

Women's K1 -70kg





Entry List by Event

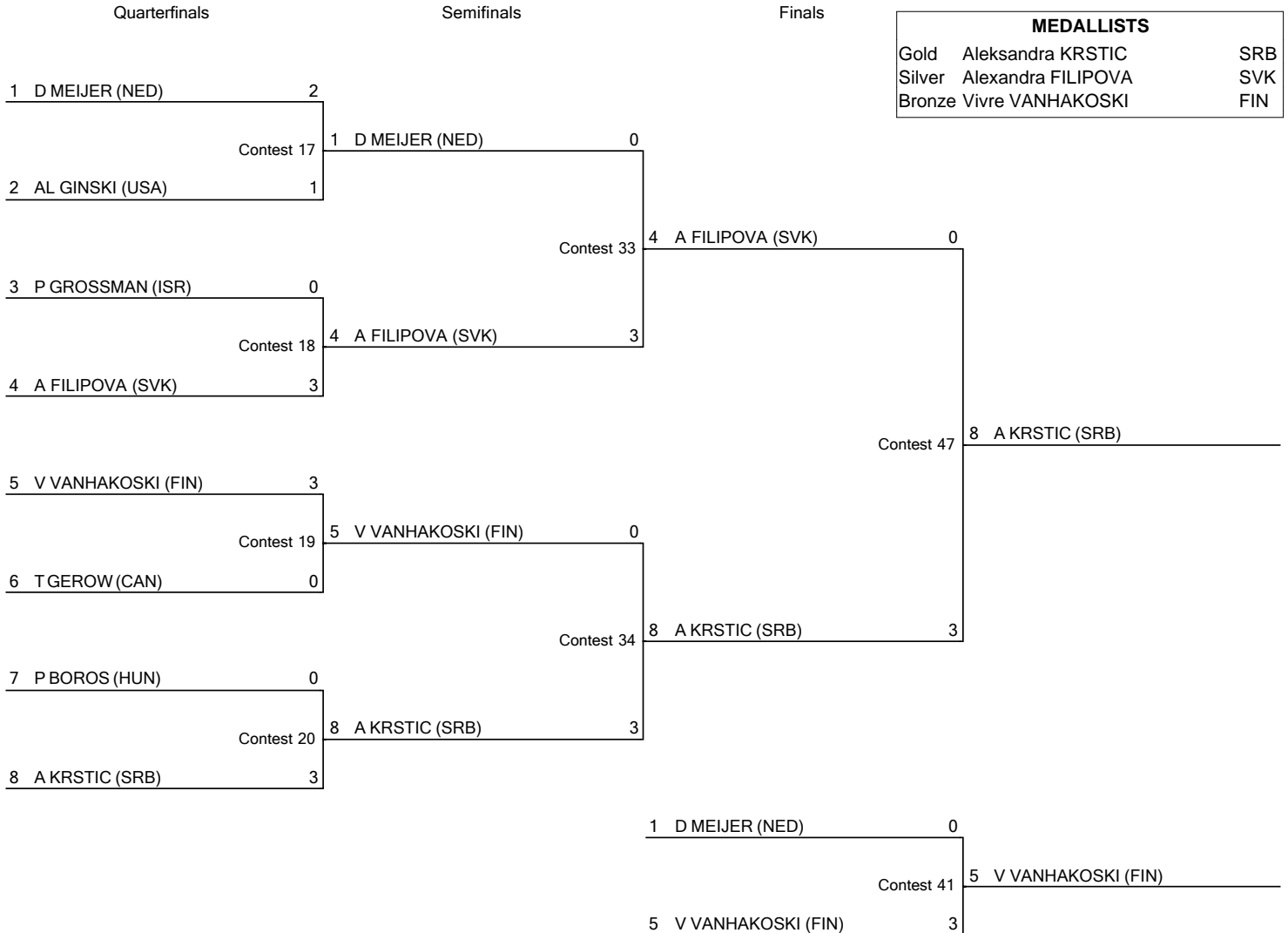
Country	Bib Number	Name	Date of Birth
CAN - Canada	6	Taylor GEROW	28 FEB 2005
FIN - Finland	5	Vivre VANHAKOSKI	31 AUG 1982
HUN - Hungary	7	Petra BOROS	18 APR 1997
ISR - Israel	3	Polina GROSSMAN	7 AUG 1999
NED - Netherlands	1	Dajenka MEIJER	24 OCT 2001
SRB - Serbia	8	Aleksandra KRSTIC	8 JUN 1992
SVK - Slovakia	4	Alexandra FILIPOVA	7 AUG 1999
USA - United States of America	2	Amanda Lynae GINSKI	25 AUG 1988






Brackets

As of THU 14 JUL 2022



Timing and Results provided by 



Medallists

Medal	Name	Country
GOLD	Aleksandra KRSTIC	SRB - Serbia
SILVER	Alexandra FILIPOVA	SVK - Slovakia
BRONZE	Vivre VANHAKOSKI	FIN - Finland

Timing and Results provided by  TISSOT





Results

As of THU 14 JUL 2022

CONTEST NUMBER 41 - RING A

RED		
NAME	Country Code	N°
Dajenka MEIJER	NED	1
1 st Judge		14
2 nd Judge		9
3 rd Judge		5


BLUE		
NAME	Country Code	N°
Vivre VANHAKOSKI	FIN	5
1 st Judge		15
2 nd Judge		11
3 rd Judge		7

0	RED RESULT	POINTS	BLUE RESULT	3
----------	------------	--------	-------------	----------

WINNER
Vivre VANHAKOSKI (FIN)

DECISION

VP	VICTORY ON POINTS
----	-------------------

Timing and Results provided by  TISSOT



Results

As of THU 14 JUL 2022
CONTEST NUMBER 47 - RING A


RED		
NAME	Country Code	N°
Alexandra FILIPOVA	SVK	4
1 st Judge		7
2 nd Judge		14
3 rd Judge		15

BLUE		
NAME	Country Code	N°
Aleksandra KRSTIC	SRB	8
1 st Judge		15
2 nd Judge		18
3 rd Judge		18

0	RED RESULT	POINTS	BLUE RESULT	3
----------	------------	--------	-------------	----------

WINNER
Aleksandra KRSTIC (SRB)

DECISION	
VP	VICTORY ON POINTS

Timing and Results provided by  TISSOT



Results

As of WED 13 JUL 2022
CONTEST NUMBER 33 - RING A


RED		
NAME	Country Code	N°
Dajenka MEIJER	NED	1
1 st Judge		3
2 nd Judge		6
3 rd Judge		5

BLUE		
NAME	Country Code	N°
Alexandra FILIPOVA	SVK	4
1 st Judge		7
2 nd Judge		7
3 rd Judge		7

0	RED RESULT	POINTS	BLUE RESULT	3
----------	------------	--------	-------------	----------

WINNER Alexandra FILIPOVA (SVK)

VP	VICTORY ON POINTS
-----------	-------------------

Timing and Results provided by  TISSOT



Results

As of WED 13 JUL 2022
CONTEST NUMBER 34 - RING A


RED		
NAME	Country Code	N°
Vivre VANHAKOSKI	FIN	5
1 st Judge		9
2 nd Judge		10
3 rd Judge		8

BLUE		
NAME	Country Code	N°
Aleksandra KRSTIC	SRB	8
1 st Judge		12
2 nd Judge		14
3 rd Judge		13

0	RED RESULT	POINTS	BLUE RESULT	3
----------	------------	--------	-------------	----------

WINNER Aleksandra KRSTIC (SRB)
--

VP	VICTORY ON POINTS
-----------	-------------------

Timing and Results provided by  TISSOT



Results

As of WED 13 JUL 2022
CONTEST NUMBER 17 - RING A


RED		
NAME	Country Code	N°
Dajenka MEIJER	NED	1
1 st Judge		7
2 nd Judge		11
3 rd Judge		7

BLUE		
NAME	Country Code	N°
Amanda Lynae GINSKI	USA	2
1 st Judge		4
2 nd Judge		10
3 rd Judge		9

2	RED RESULT	POINTS	BLUE RESULT	1
----------	------------	--------	-------------	----------

WINNER Dajenka MEIJER (NED)

VP	VICTORY ON POINTS
-----------	-------------------

Timing and Results provided by  TISSOT



Results

As of WED 13 JUL 2022
CONTEST NUMBER 18 - RING A

RED		
NAME	Country Code	N°
Polina GROSSMAN	ISR	3
1 st Judge		8
2 nd Judge		6
3 rd Judge		3

BLUE		
NAME	Country Code	N°
Alexandra FILIPOVA	SVK	4
1 st Judge		15
2 nd Judge		16
3 rd Judge		8

0	RED RESULT	POINTS	BLUE RESULT	3
----------	------------	--------	-------------	----------

WINNER Alexandra FILIPOVA (SVK)

VP	VICTORY ON POINTS
-----------	-------------------



Results

As of WED 13 JUL 2022
CONTEST NUMBER 19 - RING A


RED		
NAME	Country Code	N°
Vivre VANHAKOSKI	FIN	5
1 st Judge		8
2 nd Judge		10
3 rd Judge		11

BLUE		
NAME	Country Code	N°
Taylor GEROW	CAN	6
1 st Judge		3
2 nd Judge		6
3 rd Judge		5

3	RED RESULT	POINTS	BLUE RESULT	0
----------	------------	--------	-------------	----------

WINNER
Vivre VANHAKOSKI (FIN)

DECISION	
VP	VICTORY ON POINTS

Timing and Results provided by  TISSOT



Results

As of WED 13 JUL 2022
CONTEST NUMBER 20 - RING A

RED		
NAME	Country Code	N°
Petra BOROS	HUN	7
1 st Judge		8
2 nd Judge		9
3 rd Judge		10

BLUE		
NAME	Country Code	N°
Aleksandra KRSTIC	SRB	8
1 st Judge		15
2 nd Judge		16
3 rd Judge		17

0	RED RESULT	POINTS	BLUE RESULT	3
----------	------------	--------	-------------	----------

WINNER
Aleksandra KRSTIC (SRB)

DECISION	
VP	VICTORY ON POINTS



Korfball





24	Korfball	2536
24.1	Table of Contents	2537
24.2	Competition Schedule	2540
24.3	Medallists by Event	2541
24.4	Medal Standings	2542
24.5	Mixed Team	2543
24.5.1	Team Roster	2544
24.5.1.1	Team Roster - BEL	2544
24.5.1.2	Team Roster - CHN	2545
24.5.1.3	Team Roster - CZE	2546
24.5.1.4	Team Roster - GER	2547
24.5.1.5	Team Roster - NED	2548
24.5.1.6	Team Roster - POR	2549
24.5.1.7	Team Roster - SUR	2550
24.5.1.8	Team Roster - TPE	2551
24.5.2	Tournament Summary	2552
24.5.3	Medallists (Team)	2554
24.5.4	Finals	2555
24.5.4.1	5th Place Game	2555
24.5.4.1.1	Start List CHN - SUR	2555
24.5.4.1.2	Results CHN - SUR	2556
24.5.4.2	Bronze Medal Game #X18	2557
24.5.4.2.1	Start List GER - TPE	2557
24.5.4.2.2	Results GER - TPE	2558
24.5.4.3	Gold Medal Game #X19	2560
24.5.4.3.1	Start List NED - BEL	2560
24.5.4.3.2	Results NED - BEL	2561
24.5.5	Semifinals	2562
24.5.5.1	Game #X15	2562
24.5.5.1.1	Start List NED - GER	2562
24.5.5.1.2	Results NED - GER	2563
24.5.5.2	Game #X16	2564
24.5.5.2.1	Start List BEL - TPE	2564
24.5.5.2.2	Results BEL - TPE	2565
24.5.6	Consolation Semifinals 5-8	2566
24.5.6.1	Game #X13	2566
24.5.6.1.1	Start List POR - CHN	2566

RESULTS BOOK

TABLE OF CONTENTS

24.5.6.1.2	Results POR - CHN	2567
24.5.6.2	Game #X14	2568
24.5.6.2.1	Start List SUR - CZE	2568
24.5.6.2.2	Results SUR - CZE	2569
24.5.7	Preliminary Round - Group B	2570
24.5.7.1	Game #X01	2570
24.5.7.1.1	Start List BEL - GER	2570
24.5.7.1.2	Results BEL - GER	2571
24.5.7.2	Game #X04	2572
24.5.7.2.1	Start List CHN - SUR	2572
24.5.7.2.2	Results CHN - SUR	2573
24.5.7.3	Game #X06	2575
24.5.7.3.1	Start List BEL - CHN	2575
24.5.7.3.2	Results BEL - CHN	2576
24.5.7.4	Game #X07	2577
24.5.7.4.1	Start List GER - SUR	2577
24.5.7.4.2	Results GER - SUR	2578
24.5.7.5	Game #X09	2580
24.5.7.5.1	Start List CHN - GER	2580
24.5.7.5.2	Results CHN - GER	2581
24.5.7.6	Game #X12	2582
24.5.7.6.1	Start List BEL - SUR	2582
24.5.7.6.2	Results BEL - SUR	2583
24.5.8	Preliminary Round - Group A	2585
24.5.8.1	Game #X02	2585
24.5.8.1.1	Start List NED - POR	2585
24.5.8.1.2	Results NED - POR	2586
24.5.8.2	Game #X03	2588
24.5.8.2.1	Start List TPE - CZE	2588
24.5.8.2.2	Results TPE - CZE	2589
24.5.8.3	Game #X05	2590
24.5.8.3.1	Start List NED - TPE	2590
24.5.8.3.2	Results NED - TPE	2591
24.5.8.4	Game #X08	2593
24.5.8.4.1	Start List POR - CZE	2593
24.5.8.4.2	Results POR - CZE	2594
24.5.8.5	Game #X10	2595
24.5.8.5.1	Start List TPE - POR	2595
24.5.8.5.2	Results TPE - POR	2596
24.5.8.6	Game #X11	2597
24.5.8.6.1	Start List NED - CZE	2597
24.5.8.6.2	Results NED - CZE	2598



Competition Schedule

As of TUE 12 JUL 2022

Date	Start Time	Teams	Phase	Game No.
WED 13 JUL	11:30	BEL vs GER	Preliminary Round - Group B	1
	13:15	NED vs POR	Preliminary Round - Group A	2
	17:00	TPE vs CZE	Preliminary Round - Group A	3
	18:45	CHN vs SUR	Preliminary Round - Group B	4
THU 14 JUL	11:30	NED vs TPE	Preliminary Round - Group A	5
	13:15	BEL vs CHN	Preliminary Round - Group B	6
	17:00	GER vs SUR	Preliminary Round - Group B	7
	18:45	POR vs CZE	Preliminary Round - Group A	8
FRI 15 JUL	11:30	CHN vs GER	Preliminary Round - Group B	9
	13:15	TPE vs POR	Preliminary Round - Group A	10
	17:00	NED vs CZE	Preliminary Round - Group A	11
	18:45	BEL vs SUR	Preliminary Round - Group B	12
SAT 16 JUL	11:30	A1 vs B2	Semifinal	15
	13:15	B1 vs A2	Semifinal	16
	17:00	A3 vs B4	Consolation Semifinal 5-8	13
	18:45	B3 vs A4	Consolation Semifinal 5-8	14
SUN 17 JUL	9:30	Winner 13 vs Winner 14	5th Place	17
	11:15	Loser 15 vs Loser 16	Bronze Medal	18
	14:00	Winner 15 vs Winner 16	Gold Medal	19

Timing and Results provided by  TISSOT

KBL-----_C08 1

Report Created TUE 12 JUL 2022 19:26

Page 1 / 1





Medallists by Event

As of SUN 17 JUL 2022

After 1 of 1 Events

Event	Date	Medal	Name	Country Code
Mixed	17 JUL 2022	GOLD	Jessica LOKHORST	NED
			Esther CORDUS	
			Barbara BROUWER	
			Brett ZUIJDWEGT	
			Sanne van der WERFF	
			Daan PREUNINGER	
			Fleur HOEK	
			Olav van WIJNGAARDEN	
			Terrenc GRIEMINK	
			Harjan VISSCHER	
			Alwin OUT	
			Laurens LEEUWENHOEK	
		Jelmer JONKER		
		Anouk HAARS		
		SILVER	Stien REYNTJENS	BEL
		Lisa PAUWELS		
		Shiara DRIESEN		
		Julie CALUWE		
		Lauren DENIS		
		Saar SEYS		
		Lars COURTENS		
		Jordan de VOGELAERE		
		Kian AMORGASTE		
		Cedric SCHOUMACKER		
		Jari HARDIES		
		Amber ENGELS		
		Lennert IMPENS		
		Brent STRUYF		
		BRONZE	Ya-Wen LIN	TPE
		Cin CHEN		
		Chien-Chin PENG		
		Shu-Chi CHANG		
		Yi-Wen WANG		
Kai-Yeh LO				
Ya-Han CHAN				
Chun-Hsien WU				
Chieh-Sheng CHANG				
Han-Sheng CHIU				
Chun-Ta CHEN				
Wei-Jhe TAI				
Chen-Yu KAO				
Tzu-Yao HUANG				

Timing and Results provided by  TISSOT

KBL-----_C93 2

Report Created SUN 17 JUL 2022 15:19

Page 1 / 1






Medal Standings

As of SUN 17 JUL 2022

After 1 of 1 Events

Rank	Country	Mixed Team				Rank by Total
		G	S	B	Tot	
1	NED - Netherlands	1			1	=1
2	BEL - Belgium		1		1	=1
3	TPE - Chinese Taipei			1	1	=1
Total:		1	1	1	3	

Legend:
 = Equal sign indicates that two or more countries share the same rank by total
 B Bronze G Gold S Silver Tot Total

Timing and Results provided by 





Korfball

Mixed Team





Team Roster

As of WED 13 JUL 2022


BEL - Belgium

No	Name	Gender	Pos	Date of Birth	Age
3	Stien REYNTJENS	Female	FP	5 AUG 1996	25
4	Lisa PAUWELS	Female	FP	27 MAY 1997	25
5	Shiara DRIESEN	Female	FP	4 MAR 1991	31
7	Julie CALUWE	Female	FP	27 MAY 1992	30
8	Lauren DENIS	Female	FP	27 FEB 1996	26
9	Saar SEYS	Female	FP	26 JUL 1997	24
16	Lars COURTENS	Male	FP	28 MAR 1995	27
17	Jordan de VOGELAERE	Male	FP	8 SEP 1996	25
18	Kian AMORGASTE	Male	FP	8 JAN 2002	20
19	Cedric SCHOUACKER	Male	FP	10 APR 2001	21
20	Jari HARDIES	Male	FP	6 APR 1990	32
21	Amber ENGELS	Female	FP	28 DEC 1998	23
24	Lennert IMPENS	Male	FP	24 FEB 1995	27
46	Brent STRUYF	Male	FP	21 JUN 1995	27
Team Average					25.9

Team colours
Primary **Shirt**
 Red
Alternate Black

Coach Detlef ELEWAUT

Legend:
 (C) Captain A Attack D Defense

Timing and Results provided by  TISSOT

KBLXTEAM8-----_C33_XBEL 1

Report Created WED 13 JUL 2022 11:01

Page 1 / 1





Team Roster

As of THU 14 JUL 2022

CHN - People's Republic of China

No	Name	Gender	Pos	Date of Birth	Age
1	Maria ZHANG	Female	FP	21 SEP 1991	30
2	Jammy ZHAO	Female	FP	18 MAR 1992	30
3	Sunny WANG	Female	FP	21 JUL 1995	26
5	Cindy LI	Female	FP	10 FEB 1995	27
6	Joy FU	Female	FP	11 NOV 1997	24
7	Cici CHEN	Female	FP	1 JUN 1994	28
8	Hanna HU	Female	FP	24 NOV 1999	22
10	Cliff CHEN	Male	FP	21 JAN 2001	21
11	Griffin ZHANG	Male	FP	16 FEB 1994	28
14	Austin WANG	Male	FP	3 JUN 1996	26
15	Issac LI	Male	FP	15 APR 2000	22
17	Ricky XIAO	Male	FP	10 JUN 1994	28
27	Travis TANG	Male	FP	10 JUL 1996	26
Team Average					26.0

Team colours
Primary **Shirt** **Shorts**
 Red Black
Alternate Black Black

Coach Xiangcheng MA

Legend:
 (C) Captain A Attack D Defense

Timing and Results provided by 

KBLXTEAM8-----_C33_XCHN 2

Report Created THU 14 JUL 2022 16:48

Page 1 / 1





Team Roster

As of WED 13 JUL 2022

CZE - Czech Republic

No	Name	Gender	Pos	Date of Birth	Age
2	Dominika DRABKOVA	Female	FP	17 MAY 1998	24
4	Vendula JEMELIKOVA	Female	FP	10 JAN 1999	23
6	Eliska ZIEGLEROVA	Female	FP	20 AUG 1985	36
7	Klara NOVAKOVA	Female	FP	31 JAN 2003	19
8	Sara SAHATCIU	Female	FP	24 NOV 2001	20
11	Nela KUBU	Female	FP	2 AUG 2002	19
28	Rostislav KORTUS	Male	FP	2 APR 2002	20
30	Petr SNAJDR	Male	FP	9 FEB 1998	24
33	Petr PESAK	Male	FP	10 APR 1988	34
34	Jan TOUFAR	Male	FP	20 JUL 2001	20
35	Alexandr VYROUBAL	Male	FP	17 NOV 1996	25
36	Petr GALICEK	Male	FP	12 NOV 1996	25
37	Vlastimil KREJCI	Male	FP	16 APR 1983	39
Team Average					25.2

Team colours
Primary Bue
Alternate Red

Coach Ivo KRACIK

Legend:

(C) Captain A Attack D Defense

Timing and Results provided by 

KBLXTEAM8-----_C33_XCZE 1

Report Created WED 13 JUL 2022 11:02

Page 1 / 1





Team Roster

As of WED 13 JUL 2022

GER - Germany

No	Name	Gender	Pos	Date of Birth	Age
2	Johanna TREFFTS	Female	FP	22 MAR 1997	25
3	Johanna GNUTT	Female	FP	7 MAR 1996	26
4	Jana KIERDORF	Female	FP	20 SEP 1994	27
6	Anna ORTH	Female	FP	21 MAR 1994	28
8	Lea SANDER	Female	FP	14 JUN 1995	27
13	Pascal DEMUTH	Male	FP	29 AUG 1995	26
14	Jan Robert HEMING	Male	FP	4 JUL 2000	22
15	Timon ORTH	Male	FP	3 JUN 1992	30
16	Steffen HEPPEKAUSEN	Male	FP	1 AUG 1996	25
18	Hannah HEILMANN	Female	FP	14 MAR 2001	21
19	Lucas WITTHAUS	Male	FP	24 JUN 1998	24
20	Dag-Bjoern HERING	Male	FP	4 JUN 1996	26
23	Thomas FREUND	Male	FP	17 AUG 1999	22
25	Lea WITTHAUS	Female	FP	14 OCT 1995	26
Team Average					25.4

Team colours
Primary **Shirt**
 Red
Alternate Black

Coach Wilco van den BOS (NED)

Legend:
 (C) Captain A Attack D Defense

Timing and Results provided by  TISSOT

KBLXTEAM8-----_C33_XGER 1

Report Created WED 13 JUL 2022 11:03

Page 1 / 1





Team Roster

As of WED 13 JUL 2022


NED - Netherlands

No	Name	Gender	Pos	Date of Birth	Age
1	Jessica LOKHORST	Female	FP	16 AUG 1993	28
2	Esther CORDUS	Female	FP	14 AUG 1994	27
3	Barbara BROUWER	Female	FP	28 MAR 1993	29
4	Brett ZUIJDWEGT	Female	FP	15 FEB 1999	23
5	Sanne van der WERFF	Female	FP	11 MAR 1998	24
7	Daan PREUNINGER	Male	FP	15 MAR 1996	26
9	Fleur HOEK	Female	FP	28 JUL 1996	25
11	Olav van WIJNGAARDEN	Male	FP	7 SEP 1996	25
12	Terrenc GRIEMINK	Male	FP	6 MAR 1997	25
14	Harjan VISSCHER	Male	FP	26 FEB 1997	25
16	Alwin OUT	Male	FP	27 DEC 1996	25
17	Laurens LEEUWENHOEK	Male	FP	7 DEC 1990	31
19	Jelmer JONKER	Male	FP	23 SEP 1993	28
20	Anouk HAARS	Female	FP	29 DEC 1994	27
Team Average					26.3

Team colours
Primary **Shirt**
 Alternate Orange

Coach Jan NIEBEEK

Legend:
 (C) Captain A Attack D Defense

Timing and Results provided by  TISSOT

KBLXTEAM8-----_C33_XNED 1

Report Created WED 13 JUL 2022 11:03

Page 1 / 1





Team Roster

As of WED 13 JUL 2022

POR - Portugal

No	Name	Gender	Pos	Date of Birth	Age
1	Ines SANTOS	Female	FP	30 OCT 2002	19
2	Catarina FRADE	Female	FP	9 NOV 1999	22
4	Luise RUIVO	Female	FP	20 FEB 1993	29
5	Isabel ALMEIDA	Female	FP	13 DEC 1990	31
6	Sofia GOMES	Female	FP	30 OCT 1993	28
7	Catarina CORREIA	Female	FP	7 OCT 1997	24
8	Beatriz GUITA	Female	FP	28 JUL 1997	24
9	Tomas LOURENCO	Male	FP	5 NOV 1999	22
10	Tiago LUZ	Male	FP	3 NOV 1991	30
11	Hugo FERNANDES	Male	FP	28 FEB 1997	25
12	Joao ALMEIDA	Male	FP	12 JAN 1993	29
13	Sebastiao CONDADO	Male	FP	21 OCT 1997	24
15	Pedro CORREIA	Male	FP	5 NOV 1991	30
16	Julio RUIVO	Male	FP	21 DEC 1995	26
Team Average					25.9

Team colours
Primary **Shirt**
 Black
Alternate Red

Coach Rui MALCATA

Legend:

(C) Captain A Attack D Defense

Timing and Results provided by  **TISSOT**

KBLXTEAM8-----_C33_XPOR 1

Report Created WED 13 JUL 2022 11:03

Page 1 / 1





Team Roster

As of WED 13 JUL 2022

SUR - Suriname

No	Name	Gender	Pos	Date of Birth	Age
1	Jaleesa CLAVER	Female	FP	28 MAR 1992	30
2	Sandy RAMLAL	Female	FP	1 DEC 1995	26
3	Zane VORM	Female	FP	13 APR 2002	20
6	Romy BRAUMULLER	Female	FP	11 AUG 1998	23
8	Dyani PFALTZGRAFF	Female	FP	12 MAR 2000	22
9	Tamera van der STELT	Female	FP	17 DEC 2001	20
13	Gerald van DIJK	Male	FP	18 JUN 1983	39
14	Ivan KARSTERS	Male	FP	11 FEB 1983	39
15	Randell van der STEEN	Male	FP	14 MAY 1995	27
16	Delano BRAUMULLER	Male	FP	26 MAR 2001	21
20	Vladimir SLOT	Male	FP	7 SEP 1997	24
21	Wayne STIENSTRA	Male	FP	8 AUG 1997	24
23	Vikash MAHADEW MISSIER	Male	FP	4 JUN 1985	37
24	Sharona van der KOOYE	Female	FP	9 JUL 1996	26
Team Average					27.0

Team colours **Shirt**
Primary
Alternate White

Coach Riko KRUIT (NED)

Legend:
(C) Captain A Attack D Defense

Timing and Results provided by  TISSOT

KBLXTEAM8-----_C33_XSUR 1

Report Created WED 13 JUL 2022 11:03

Page 1 / 1





Team Roster

As of WED 13 JUL 2022


TPE - Chinese Taipei

No	Name	Gender	Pos	Date of Birth	Age
1	Ya-Wen LIN	Female	FP	14 JUN 1994	28
5	Cin CHEN	Female	FP	26 JUN 1989	33
6	Chien-Chin PENG	Female	FP	13 JAN 2001	21
7	Shu-Chi CHANG	Female	FP	2 SEP 1997	24
8	Yi-Wen WANG	Female	FP	24 DEC 2000	21
9	Kai-Yeh LO	Female	FP	29 MAY 1999	23
10	Ya-Han CHAN	Female	FP	9 OCT 1993	28
11	Chun-Hsien WU	Male	FP	15 APR 1988	34
12	Chieh-Sheng CHANG	Male	FP	22 APR 1996	26
13	Han-Sheng CHIU	Male	FP	6 MAY 1997	25
15	Chun-Ta CHEN	Male	FP	30 JUN 1995	27
16	Wei-Jhe TAI	Male	FP	12 JAN 1996	26
17	Chen-Yu KAO	Male	FP	9 JUL 1991	31
19	Tzu-Yao HUANG	Male	FP	11 AUG 1997	24
Team Average					26.5

Team colours
Primary **Shirt**
 Yellow
Alternate Blue

Coach Fang-Yi HSIEH

Legend:
 (C) Captain A Attack D Defense

Timing and Results provided by  TISSOT

KBLXTEAM8-----_C33_XTPE 1

Report Created WED 13 JUL 2022 11:03

Page 1 / 1





Tournament Summary

As of SUN 17 JUL 2022

Today's Games

Phase	Teams	Start Time	Final	Q1	Q2	Q3	Q4
5th Place	CHN vs SUR	9:30	13 - 12	5 - 3	3 - 2	3 - 4	2 - 3
Bronze Medal	GER vs TPE	11:15	22 - 23	8 - 8	9 - 7	2 - 2	3 - 6
Gold Medal	NED vs BEL	14:00	23 - 12	7 - 1	4 - 3	7 - 4	5 - 4

Group A

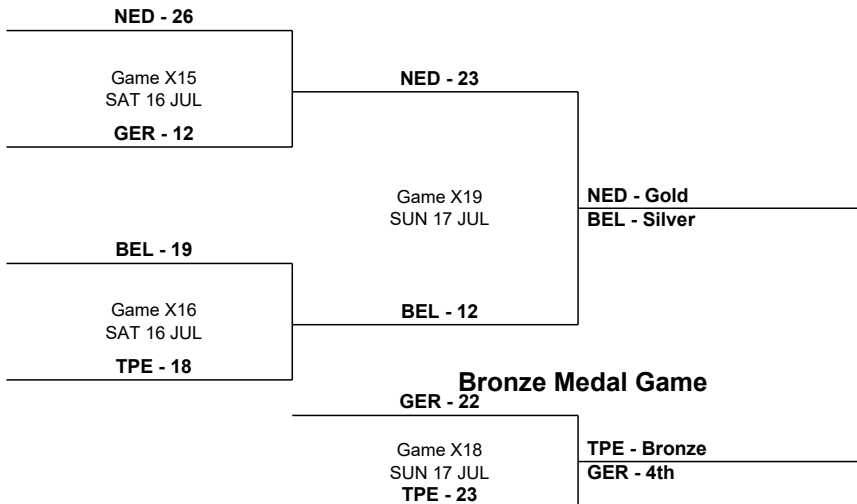
Rank	Team	Games					Points		Class. Points
		Played	Won	Lost	OTW	OTL	For	Against	
1	NED	3	3	0	0	0	101	42	9
2	TPE	3	2	1	0	0	58	62	6
3	POR	3	1	2	0	0	40	61	3
4	CZE	3	0	3	0	0	41	75	0

Group B

Rank	Team	Games					Points		Class. Points
		Played	Won	Lost	OTW	OTL	For	Against	
1	BEL	3	3	0	0	0	82	34	9
2	GER	3	2	1	0	0	51	56	6
3	SUR	3	1	2	0	0	61	72	3
4	CHN	3	0	3	0	0	38	70	0


Semifinals

Gold Medal Game



Final Standings

Medal	Rank	Team	GP	W/L
Gold	1	NED	5	5/0
Silver	2	BEL	5	4/1
Bronze	3	TPE	5	3/2
	4	GER	5	2/3
	5	CHN	5	2/3
	6	SUR	5	2/3
	7	CZE	4	0/4
	7	POR	4	1/3

Timing and Results provided by  TISSOT



Tournament Summary


As of SUN 17 JUL 2022

Classification 5th/8th Place

POR - 16 Game X13 SAT 16 JUL CHN - 17 SUR - 18	CHN - 13 Game X17 SUN 17 JUL SUR - 12	CHN - 5th SUR - 6th
Game X14 SAT 16 JUL CZE - 14		

Legend:

OTW overtime win OTL overtime loss

Timing and Results provided by  **TISSOT**





Medallists (Team)

GOLD	SILVER	BRONZE
NED - Netherlands Jessica LOKHORST Esther CORDUS Barbara BROUWER Brett ZUIJDWEGT Sanne van der WERFF Daan PREUNINGER Fleur HOEK Olav van WIJNGAARDEN Terrenc GRIEMINK Harjan VISSCHER Alwin OUT Laurens LEEUWENHOEK Jelmer JONKER Anouk HAARS	BEL - Belgium Stien REYNTJENS Lisa PAUWELS Shiara DRIESEN Julie CALUWE Lauren DENIS Saar SEYS Lars COURTENS Jordan de VOGELAERE Kian AMORGASTE Cedric SCHOUACKER Jari HARDIES Amber ENGELS Lennert IMPENS Brent STRUYF	TPE - Chinese Taipei Ya-Wen LIN Cin CHEN Chien-Chin PENG Shu-Chi CHANG Yi-Wen WANG Kai-Yeh LO Ya-Han CHAN Chun-Hsien WU Chieh-Sheng CHANG Han-Sheng CHIU Chun-Ta CHEN Wei-Jhe TAI Chen-Yu KAO Tzu-Yao HUANG







Start List

Game No: 17

CHN vs SUR

Referee: Tina van GRIMBERGE (BEL)

Reserve Referee: Steve JONES (GBR)

Assistant Referee: Dan-Lin HUANG (TPE)

CHN - People's Republic of China

Shirt: Red

Shorts: Black

No	Name	Gender	Pos	MP	MPG	GPG
1	Maria ZHANG	Female	D	4	80	5/17
2	Jammy ZHAO	Female		4	48	4/12
3	Sunny WANG	Female	A	4	160	9/50
5	Cindy LI	Female		4	75	3/20
6	Joy FU	Female	D	4	120	5/32
7	Cici CHEN	Female	A	4	137	10/37
8	Hanna HU	Female		4	20	1/2
10	Cliff CHEN	Male		4	31	0/3
11	Griffin ZHANG	Male	A	4	142	3/23
14	Austin WANG	Male	D	4	148	6/26
15	Issac LI	Male	D	4	79	2/11
17	Ricky XIAO	Male	A	4	151	5/38
27	Travis TANG	Male		4	89	2/13
Coach		Xiangcheng MA				

CHN Played		
PR	SUR	19 - 25
PR	BEL	11 - 27
PR	GER	8 - 18
CL5-8	POR	17 - 16

SUR - Suriname


Shirt: White

Shorts: White

No	Name	Gender	Pos	MP	MPG	GPG
1	Jaleesa CLAVER	Female	D	4	110	6/28
2	Sandy RAMLAL	Female	A	4	115	2/15
3	Zane VORM	Female	D	4	143	10/40
6	Romy BRAUMULLER	Female		4	66	2/9
8	Dyani PFALTZGRAFF	Female		4	42	1/1
9	Tamera van der STELT	Female		4	42	0/2
13	Gerald van DIJK	Male	A	4	104	15/54
14	Ivan KARSTERS	Male	A	4	87	6/23
15	Randell van der STEEN	Male	D	4	124	9/33
16	Delano BRAUMULLER	Male		4	117	10/38
20	Vladimir SLOT	Male		4	103	13/48
21	Wayne STIENSTRA	Male		4	46	2/20
23	Vikash MAHADEW MISSIER	Male	D	4	60	2/21
24	Sharona van der KOOYE	Female	A	4	122	1/9
Coach		Riko KRUIT (NED)				

SUR Played		
PR	CHN	25 - 19
PR	GER	22 - 24
PR	BEL	14 - 29
CL5-8	CZE	18 - 14

Legend:	(C) Captain	A Attack	D Defense	GPG Goals per Game	MP Matches Played	MPG Minutes per Game
----------------	-------------	----------	-----------	--------------------	-------------------	----------------------

Timing and Results provided by  TISSOT





Results

Game No: 17

CHN 13 - 12 SUR
(5 - 3, 3 - 2, 3 - 4, 2 - 3)

Referee: Tina van GRIMBERGE (BEL)
Assistant Referee: Dan-Lin HUANG (TPE)

Reserve Referee: Steve JONES (GBR)

CHN - People's Republic of China											Running Score			
No	Name	G.	Pos	G/S	LD	MD	ND	R-in	FP	Pen	Punishments			
											Y	YR	R	
1	Maria ZHANG	F	D	4/8	1/1	3/5	0/1		0/1					
2	Jammy ZHAO	F												
3	Sunny WANG	F	A	0/6	0/3	0/1	0/1			0/1				
5	Cindy LI	F												
6	Joy FU	F	D	1/11	0/8	1/3								
7	Cici CHEN	F	A	4/17	2/8	2/8			0/1					
8	Hanna HU	F												
10	Cliff CHEN	M												
11	Griffin ZHANG	M	A	0/2			0/2							
14	Austin WANG	M	D	0/8	0/5	0/3								
15	Issac LI	M	D	1/6	1/4	0/2								
17	Ricky XIAO	M	A	3/19	3/16	0/2	0/1							
27	Travis TANG	M												
Team / Coach														
Totals				13/77	7/45	6/24	0/5		0/2	0/1				
Coach				Xiangcheng MA										

MIN	Score	Team No		
1	1-0	CHN	17	XIAO R.(Long)
3	1-1	SUR	14	KARSTERS I.(Long)
5	2-1	CHN	1	ZHANG M.(Long)
6	2-2	SUR	23	MAHADEW MISSIER V.(Near)
6	3-2	CHN	7	CHEN C.(Long)
8	4-2	CHN	7	CHEN C.(Medium)
10	5-2	CHN	6	FU J.(Medium)
10	5-3	SUR	3	VORM Z.(Long)
11	5-4	SUR	2	RAMLAL S.(Penalty shot)
13	6-4	CHN	7	CHEN C.(Long)
18	7-4	CHN	1	ZHANG M.(Medium)
18	7-5	SUR	1	CLAVER J.(Medium)
20	8-5	CHN	17	XIAO R.(Long)
21	9-5	CHN	7	CHEN C.(Medium)
23	9-6	SUR	3	VORM Z.(Medium)
24	9-7	SUR	23	MAHADEW MISSIER V.(Free pass)
24	9-8	SUR	2	RAMLAL S.(Near)
27	9-9	SUR	14	KARSTERS I.(Medium)
29	10-9	CHN	1	ZHANG M.(Medium)
30	11-9	CHN	1	ZHANG M.(Medium)
31	11-10	SUR	24	VAN DER KOOYE S.(Medium)
32	12-10	CHN	17	XIAO R.(Long)
32	13-10	CHN	15	LI I.(Long)
32		SUR	23	MAHADEW MISSIER V. → 20 SLOT V.
35	13-11	SUR	20	SLOT V.(Long)
35		SUR	14	KARSTERS I. → 21 STIENSTRA W.
35		CHN	3	WANG S.(Penalty shot, missed)
37		SUR	2	RAMLAL S.(Penalty shot, missed)
39	13-12	SUR	13	VAN DIJK G.(Running-In)

SUR - Suriname											Running Score			
No	Name	G.	Pos	G/S	LD	MD	ND	R-in	FP	Pen	Punishments			
											Y	YR	R	
1	Jaleesa CLAVER	F	D	1/7	0/2	1/5								
2	Sandy RAMLAL	F	A	2/6		0/3	1/1			1/2				
3	Zane VORM	F	D	2/10	1/2	1/7	0/1							
6	Romy BRAUMULLER	F												
8	Dyani PFALTZGRAFF	F												
9	Tamera van der STELT	F												
13	Gerald van DIJK	M	A	1/17	0/8	0/7	0/1	1/1						
14	Ivan KARSTERS	M	A	2/9	1/4	1/5								
15	Randell van der STEEN	M	D	0/4		0/1	0/3							
16	Delano BRAUMULLER	M												
20	Vladimir SLOT	M		1/3	1/3									
21	Wayne STIENSTRA	M												
23	Vikash MAHADEW MISSIER	M	D	2/14	0/9	0/3	1/1		1/1					
24	Sharona van der KOOYE	F	A	1/5		1/4	0/1							
Team / Coach														
Totals				12/75	3/28	4/35	2/8	1/1	1/1	1/2				
Coach				Riko KRUIT (NED)										

Legend:											
(C)	Captain	A	Attack	D	Defense	EX	Exclusion	F	Female	FP	Free Pass
G.	Gender	G/S	Goals/Shots	LD	Long Distance	M	Male	MD	Medium Distance	MIN	Minutes played
ND	Near Distance	No	Number	Pen	Penalty	Pos	Playing Position	R-in	Running-in	R	Direct Red Card
Y	Yellow Card	YR	Yellow+Red Card								

Timing and Results provided by TISSOT





Start List

Game No: 18

GER vs TPE

Referee: Peter van der TERP (NED)

Reserve Referee: Carlos FARIA (POR)

Assistant Referee: Lukas PAZOUREK (CZE)

GER - Germany

Shirt: Black Shorts: Black

No	Name	Gender	Pos	MP	MPG	GPG
2	Johanna TREFFTS	Female		4	81	1/15
3	Johanna GNUTT	Female	A	4	94	4/13
4	Jana KIERDORF	Female		4	31	0/6
6	Anna ORTH	Female	A	4	111	9/28
8	Lea SANDER	Female	D	4	109	11/26
13	Pascal DEMUTH	Male	D	4	66	4/18
14	Jan Robert HEMING	Male	D	4	114	4/22
15	Timon ORTH	Male	A	4	131	8/18
16	Steffen HEPPEKAUSEN	Male	A	4	57	5/15
18	Hannah HEILMANN	Female		4	80	1/10
19	Lucas WITTHAUS	Male		4	112	4/38
20	Dag-Bjoern HERING	Male		4	73	1/13
23	Thomas FREUND	Male		4	86	4/15
25	Lea WITTHAUS	Female	D	4	133	7/43
Coach		Wilco van den BOS (NED)				

GER Played		
PR	BEL	9-26
PR	SUR	24-22
PR	CHN	18-8
SF	NED	12-26

TPE - Chinese Taipei

Shirt: Yellow Shorts: Black

No	Name	Gender	Pos	MP	MPG	GPG
1	Ya-Wen LIN	Female	A	4	136	18/50
5	Cin CHEN	Female	D	4	126	11/38
6	Chien-Chin PENG	Female		4	30	0/7
7	Shu-Chi CHANG	Female	A	4	126	11/22
8	Yi-Wen WANG	Female		4	40	1/6
9	Kai-Yeh LO	Female	D	4	140	7/25
10	Ya-Han CHAN	Female		4	42	2/4
11	Chun-Hsien WU	Male	D	4	74	5/19
12	Chieh-Sheng CHANG	Male		4	40	2/6
13	Han-Sheng CHIU	Male		4	88	6/29
15	Chun-Ta CHEN	Male	A	4	140	6/27
16	Wei-Jhe TAI	Male		4	68	3/12
17	Chen-Yu KAO	Male	A	4	98	1/10
19	Tzu-Yao HUANG	Male	D	4	132	3/12
Coach		Fang-Yi HSIEH				

TPE Played		
PR	CZE	21-17
PR	NED	18-34
PR	POR	19-11
SF	BEL	18-19

Legend:	(C) Captain	A Attack	D Defense	GPG Goals per Game	MP Matches Played	MPG Minutes per Game
----------------	-------------	----------	-----------	--------------------	-------------------	----------------------

Timing and Results provided by  TISSOT



Results

Game No: 18

GER 22 - 23 TPE
(8 - 8, 9 - 7, 2 - 2, 3 - 6)


Referee: Peter van der TERP (NED)
Assistant Referee: Lukas PAZOUREK (CZE)

Reserve Referee: Carlos FARIA (POR)

GER - Germany		Shirt: Black		Shorts: Black		Time-out: 39:24								
No	Name	G.	Pos	G/S	LD	MD	ND	R-in	FP	Pen	Punishments			
											Y	YR	R	
2	Johanna TREFFTS	F												
3	Johanna GNUTT	F	A	0/5	0/2	0/2		0/1						
4	Jana KIERDORF	F												
6	Anna ORTH	F	A	2/15	0/3	1/10		1/1		0/1				
8	Lea SANDER	F	D	2/10	1/1	0/3	0/2	0/1	0/2	1/1				
13	Pascal DEMUTH	M	D	3/7	1/2	2/4		0/1						
14	Jan Robert HEMING	M	D	2/4		1/2	1/2							
15	Timon ORTH	M	A	5/10	3/5	1/3	0/1			1/1				
16	Steffen HEPPEKAUSEN	M	A	5/20	3/12	2/5	0/3							
18	Hannah HEILMANN	F												
19	Lucas WITTHAUS	M		1/6	0/5	1/1								
20	Dag-Bjoern HERING	M												
23	Thomas FREUND	M												
25	Lea WITTHAUS	F	D	2/13	1/2	1/10		0/1						
Team / Coach														
Totals				22/90	9/32	9/40	1/8	1/5	0/2	2/3				
Coach		Wilco van den BOS (NED)												

Running Score			
MIN	Score	Team No	
2	0-1	TPE	7 CHANG S.(Running-In)
2	1-1	GER	16 HEPPEKAUSEN S.(Medium)
3	1-2	TPE	9 LO K.(Medium)
3	2-2	GER	8 SANDER L.(Penalty shot)
4	2-3	TPE	1 LIN Y.(Penalty shot)
4	3-3	GER	15 ORTH T.(Long)
5	4-3	GER	13 DEMUTH P.(Medium)
5	4-4	TPE	5 CHEN C.(Near)
6	5-4	GER	6 ORTH A.(Medium)
6	5-5	TPE	1 LIN Y.(Medium)
6	6-5	GER	14 HEMING J.(Medium)
7	6-6	TPE	5 CHEN C.(Near)
7	7-6	GER	16 HEPPEKAUSEN S.(Medium)
8	8-6	GER	16 HEPPEKAUSEN S.(Long)
9	8-7	TPE	9 LO K.(Long)
10	8-8	TPE	11 WU C.(Long)
11	9-8	GER	15 ORTH T.(Long)
11	9-9	TPE	1 LIN Y.(Long)
12	10-9	GER	8 SANDER L.(Long)
12	11-9	GER	25 WITTHAUS L.(Long)
13	11-10	TPE	1 LIN Y.(Long)
13	12-10	GER	6 ORTH A.(Running-In)
15	13-10	GER	14 HEMING J.(Near)
15	14-10	GER	13 DEMUTH P.(Long)
15	14-11	TPE	15 CHEN C.(Long)
16	15-11	GER	16 HEPPEKAUSEN S.(Long)
17	16-11	GER	25 WITTHAUS L.(Medium)
17	16-12	TPE	11 WU C. → 13 CHIU H.
17	16-12	TPE	9 LO K.(Near)
17	17-12	GER	15 ORTH T.(Long)
17	17-13	TPE	1 LIN Y.(Penalty shot)
19	17-14	TPE	5 CHEN C.(Penalty shot)
20	17-15	TPE	13 CHIU H.(Penalty shot)
20		GER	6 ORTH A.(Penalty shot, missed)
21		TPE	7 CHANG S. → 10 CHAN Y.
21	17-16	TPE	1 LIN Y.(Free pass)
24	18-16	GER	15 ORTH T.(Penalty shot)
29	19-16	GER	13 DEMUTH P.(Medium)
29		GER	16 HEPPEKAUSEN S. → 19 WITTHAUS L.
29		TPE	5 CHEN C. → 7 CHANG S.
30	19-17	TPE	9 LO K.(Long)
30		GER	13 DEMUTH P. → 16 HEPPEKAUSEN S.
32		TPE	10 CHAN Y. → 5 CHEN C.
32	19-18	TPE	1 LIN Y.(Free pass)
34	20-18	GER	19 WITTHAUS L.(Medium)
34	20-19	TPE	9 LO K.(Medium)
35	20-20	TPE	13 CHIU H.(Long)
35	21-20	GER	15 ORTH T.(Medium)
36	21-21	TPE	17 KAO C.(Near)
37	22-21	GER	16 HEPPEKAUSEN S.(Long)
37	22-22	TPE	9 LO K.(Long)
38	22-23	TPE	1 LIN Y.(Near)
40		GER	19 WITTHAUS L. → 13 DEMUTH P.
40		GER	Time out 1

TPE - Chinese Taipei		Shirt: Yellow		Shorts: Black		Time-out: -								
No	Name	G.	Pos	G/S	LD	MD	ND	R-in	FP	Pen	Punishments			
											Y	YR	R	
1	Ya-Wen LIN	F	A	8/16	2/5	1/4	1/1		2/4	2/2				
5	Cin CHEN	F	D	3/16	0/3	0/6	2/3	0/2	0/1	1/1				
6	Chien-Chin PENG	F												
7	Shu-Chi CHANG	F	A	1/5	0/3		0/1	1/1						
8	Yi-Wen WANG	F												
9	Kai-Yeh LO	F	D	6/12	3/7	2/4	1/1							
10	Ya-Han CHAN	F		0/2	0/1	0/1								
11	Chun-Hsien WU	M	D	1/7	1/6		0/1							
12	Chieh-Sheng CHANG	M												
13	Han-Sheng CHIU	M		2/9	1/8					1/1				
15	Chun-Ta CHEN	M	A	1/4	1/2	0/1	0/1							
16	Wei-Jhe TAI	M												
17	Chen-Yu KAO	M	A	1/1			1/1							
19	Tzu-Yao HUANG	M	D	0/2		0/1	0/1							
Team / Coach														
Totals				23/74	8/35	3/17	5/10	1/3	2/5	4/4				
Coach		Fang-Yi Hsieh												


Timing and Results provided by  TISSOT



Results

Game No: 18

Legend:											
(C)	Captain	A	Attack	D	Defense	EX	Exclusion	F	Female	FP	Free Pass
G.	Gender	G/S	Goals/Shots	LD	Long Distance	M	Male	MD	Medium Distance	MIN	Minutes played
ND	Near Distance	No	Number	Pen	Penalty	Pos	Playing Position	R-in	Running-in	R	Direct Red Card
Y	Yellow Card	YR	Yellow+Red Card								

Timing and Results provided by  TISSOT





Start List

Game No: 19

NED vs BEL

Referee: Steve JONES (GBR)
Assistant Referee: Carlos FARIA (POR)

Reserve Referee: Dan-Lin HUANG (TPE)

NED - Netherlands

Shirt: Black Shorts: Black

No	Name	Gender	Pos	MP	MPG	GPG
1	Jessica LOKHORST	Female	D	4	98	4/26
2	Esther CORDUS	Female		4	75	9/25
3	Barbara BROUWER	Female		4	82	7/26
4	Brett ZUIJDWEGT	Female	A	4	96	6/18
5	Sanne van der WERFF	Female	D	4	114	7/33
7	Daan PREUNINGER	Male	A	4	90	7/35
9	Fleur HOEK	Female	A	4	93	8/32
11	Olav van WIJNGAARDEN	Male	D	4	68	13/32
12	Terrenc GRIEMINK	Male		4	104	8/36
14	Harjan VISSCHER	Male	D	4	108	17/58
16	Alwin OUT	Male		4	76	9/33
17	Laurens LEEUWENHOEK	Male	A	4	92	11/32
19	Jelmer JONKER	Male		4	102	14/40
20	Anouk HAARS	Female		4	82	7/25
Coach		Jan NIEBEEK				

NED Played		
PR	POR	29 - 13
PR	TPE	34 - 18
PR	CZE	38 - 11
SF	GER	26 - 12

BEL - Belgium

Shirt: Red Shorts: Black

No	Name	Gender	Pos	MP	MPG	GPG
3	Stien REYNTJENS	Female		4	100	9/37
4	Lisa PAUWELS	Female	D	4	54	1/12
5	Shiara DRIESEN	Female		4	106	4/17
7	Julie CALUWE	Female	A	4	106	11/58
8	Lauren DENIS	Female		4	90	4/18
9	Saar SEYS	Female	D	4	94	8/33
16	Lars COURTENS	Male	A	4	90	9/35
17	Jordan de VOGELAERE	Male		4	75	1/14
18	Kian AMORGASTE	Male	D	4	126	17/59
19	Cedric SCHOUMACKER	Male		4	76	9/25
20	Jari HARDIES	Male	A	4	113	5/21
21	Amber ENGELS	Female	A	4	90	9/25
24	Lennert IMPENS	Male	D	4	91	7/37
46	Brent STRUYF	Male		4	69	7/33
Coach		Detlef ELEWAUT				

BEL Played		
PR	GER	26 - 9
PR	CHN	27 - 11
PR	SUR	29 - 14
SF	TPE	19 - 18

Legend:	(C) Captain	A Attack	D Defense	GPG Goals per Game	MP Matches Played	MPG Minutes per Game
----------------	-------------	----------	-----------	--------------------	-------------------	----------------------

Timing and Results provided by **TISSOT**



Results

Game No: 19

NED 23 - 12 BEL
(7 - 1, 4 - 3, 7 - 4, 5 - 4)

Referee: Steve JONES (GBR)
Assistant Referee: Carlos FARIA (POR)

Reserve Referee: Dan-Lin HUANG (TPE)

NED - Netherlands		Shirt: Black		Shorts: Black		Time-out: -					Punishments			
No	Name	G.	Pos	G/S	LD	MD	ND	R-in	FP	Pen	Y	YR	R	
											1	Jessica LOKHORST	F	D
2	Esther CORDUS	F		0/1	0/1									
3	Barbara BROUWER	F		1/4	1/4									
4	Brett ZUIJDWEGT	F	A	4/11	3/6	0/2		1/3						
5	Sanne van der WERFF	F	D	3/8	3/6	0/1		0/1						
7	Daan PREUNINGER	M	A	1/5	1/5									
9	Fleur HOEK	F	A	4/13	1/5	1/4		1/3		1/1				
11	Olav van WIJNGAARDEN	M	D	3/14	2/12		1/2							
12	Terrenc GRIEMINK	M		0/1	0/1									
14	Harjan VISSCHER	M	D	3/16	2/13	0/2			1/1					
16	Alwin OUT	M		0/2	0/2									
17	Laurens LEEUWENHOEK	M	A	3/9	2/7	1/1		0/1						
19	Jelmer JONKER	M												
20	Anouk HAARS	F												
Team / Coach														
Totals				23/89	16/63	2/13	1/3	2/8	1/1	1/1				
Coach		Jan NIEBEEK												

Running Score			
MIN	Score	Team No	
1	1-0	NED	4 ZUIJDWEGT B.(Running-In)
3	2-0	NED	17 LEEUWENHOEK L.(Medium)
5	3-0	NED	14 VISSCHER H.(Free pass)
5	3-1	BEL	18 AMORGASTE K.(Running-In)
5	4-1	NED	17 LEEUWENHOEK L.(Long)
7	5-1	NED	9 HOEK F.(Running-In)
7		BEL	Time out 1
8	6-1	NED	14 VISSCHER H.(Long)
9	7-1	NED	5 VAN DER WERFF S.(Long)
10		BEL	9 SEYS S. → 5 DRIESEN S.
10		BEL	21 ENGELS A. → 9 SEYS S.
11	8-1	NED	7 PREUNINGER D.(Long)
11	8-2	BEL	9 SEYS S.(Near)
12	8-3	BEL	18 AMORGASTE K.(Near)
13	9-3	NED	5 VAN DER WERFF S.(Long)
18		BEL	16 COURTENS L. → 46 STRUYF B.
19	10-3	NED	4 ZUIJDWEGT B.(Long)
19	10-4	BEL	46 STRUYF B.(Long)
20	11-4	NED	11 VAN WIJNGAARDEN O.(Long)
21	12-4	NED	11 VAN WIJNGAARDEN O.(Near)
21	12-5	BEL	9 SEYS S.(Long)
22	13-5	NED	9 HOEK F.(Long)
22		BEL	24 IMPENS L. → 17 DE VOGELAERE J.
23	13-6	BEL	4 PAUWELS L.(Long)
23	14-6	NED	11 VAN WIJNGAARDEN O.(Long)
24	15-6	NED	4 ZUIJDWEGT B.(Long)
24	15-7	BEL	46 STRUYF B.(Medium)
26	16-7	NED	1 LOKHORST J.(Long)
27	17-7	NED	5 VAN DER WERFF S.(Long)
28	17-8	BEL	7 CALUWE J.(Long)
28	18-8	NED	9 HOEK F.(Penalty shot)
32	18-9	BEL	18 AMORGASTE K.(Free pass)
32	19-9	NED	14 VISSCHER H.(Long)
32	19-10	BEL	9 SEYS S.(Medium)
33	20-10	NED	17 LEEUWENHOEK L.(Long)
33		NED	5 VAN DER WERFF S. → 3 BROUWER B.
33	20-11	BEL	18 AMORGASTE K.(Long)
34	21-11	NED	3 BROUWER B.(Long)
35		NED	1 LOKHORST J. → 2 CORDUS E.
35	22-11	NED	4 ZUIJDWEGT B.(Long)
35	23-11	NED	9 HOEK F.(Medium)
36	23-12	BEL	18 AMORGASTE K.(Penalty shot)
37		NED	17 LEEUWENHOEK L. → 19 JONKER J.
37		NED	11 VAN WIJNGAARDEN O. → 12 GRIEMINK T.
37		NED	14 VISSCHER H. → 16 OUT A.
40		BEL	7 CALUWE J. → 8 DENIS L.
40		BEL	20 HARDIES J. → 16 COURTENS L.
40		BEL	46 STRUYF B. → 19 SCHOUMACKER C.
40		NED	3 BROUWER B. → 20 HAARS A.

BEL - Belgium		Shirt: Red		Shorts: Black		Time-out: 6:39					Punishments			
No	Name	G.	Pos	G/S	LD	MD	ND	R-in	FP	Pen	Y	YR	R	
											3	Stien REYNTJENS	F	
4	Lisa PAUWELS	F	D	1/4	1/2	0/1	0/1							
5	Shiara DRIESEN	F		0/3	0/1	0/2								
7	Julie CALUWE	F	A	1/13	1/7	0/2		0/4						
8	Lauren DENIS	F												
9	Saar SEYS	F	D	3/12	1/5	1/4	1/2	0/1						
16	Lars COURTENS	M	A											
17	Jordan de VOGELAERE	M		0/5	0/3	0/1	0/1							
18	Kian AMORGASTE	M	D	5/15	1/9	0/2	1/1	1/1	1/1	1/1				
19	Cedric SCHOUMACKER	M												
20	Jari HARDIES	M	A	0/7	0/5	0/2								
21	Amber ENGELS	F	A											
24	Lennert IMPENS	M	D	0/2	0/2									
46	Brent STRUYF	M		2/4	1/2	1/2								
Team / Coach														
Totals				12/65	5/36	2/16	2/5	1/1	1/6	1/1				
Coach		Detlef ELEWAUT												

Legend:											
(C)	Captain	A	Attack	D	Defense	EX	Exclusion	F	Female	FP	Free Pass
G.	Gender	G/S	Goals/Shots	LD	Long Distance	M	Male	MD	Medium Distance	MIN	Minutes played
ND	Near Distance	No	Number	Pen	Penalty	Pos	Playing Position	R-in	Running-in	R	Direct Red Card
Y	Yellow Card	YR	Yellow+Red Card								

Timing and Results provided by TISSOT





Start List

Game No: 15

NED vs GER

Referee: Lukas PAZOUREK (CZE)
Assistant Referee: Tina van GRIMBERGE (BEL)

Reserve Referee: Dan-Lin HUANG (TPE)

NED - Netherlands

Shirt: Black Shorts: Black

No	Name	Gender	Pos	MP	MPG	GPG
1	Jessica LOKHORST	Female	A	3	72	3/20
2	Esther CORDUS	Female		3	59	8/21
3	Barbara BROUWER	Female		3	65	5/20
4	Brett ZUIJDWEGT	Female	D	3	72	5/13
5	Sanne van der WERFF	Female	A	3	74	5/23
7	Daan PREUNINGER	Male	D	3	60	4/24
9	Fleur HOEK	Female	D	3	70	6/21
11	Olav van WIJNGAARDEN	Male		3	68	13/32
12	Terrenc GRIEMINK	Male		3	88	7/26
14	Harjan VISSCHER	Male	A	3	74	15/42
16	Alwin OUT	Male		3	60	8/26
17	Laurens LEEUWENHOEK	Male	D	3	68	9/20
19	Jelmer JONKER	Male	A	3	62	9/24
20	Anouk HAARS	Female		3	68	4/17
Coach		Jan NIEBEEK				

NED Played		
PR	POR	29 - 13
PR	TPE	34 - 18
PR	CZE	38 - 11


GER - Germany

Shirt: White Shorts: Black

No	Name	Gender	Pos	MP	MPG	GPG
2	Johanna TREFFTS	Female	A	3	43	1/11
3	Johanna GNUTT	Female		3	94	4/13
4	Jana KIERDORF	Female	A	3		
6	Anna ORTH	Female		3	97	8/25
8	Lea SANDER	Female		3	100	10/25
13	Pascal DEMUTH	Male		3	66	4/18
14	Jan Robert HEMING	Male		3	99	3/18
15	Timon ORTH	Male	A	3	107	6/14
16	Steffen HEPPEKAUSEN	Male	A	3	36	2/8
18	Hannah HEILMANN	Female	D	3	40	1/5
19	Lucas WITTHAUS	Male		3	93	4/36
20	Dag-Bjoern HERING	Male	D	3	33	0/6
23	Thomas FREUND	Male	D	3	46	2/10
25	Lea WITTHAUS	Female	D	3	106	6/36
Coach		Wilco van den BOS (NED)				

GER Played		
PR	BEL	9 - 26
PR	SUR	24 - 22
PR	CHN	18 - 8

Legend:	(C) Captain	A Attack	D Defense	GPG Goals per Game	MP Matches Played	MPG Minutes per Game
----------------	-------------	----------	-----------	--------------------	-------------------	----------------------

Timing and Results provided by 





Results

Game No: 15

NED 26 - 12 GER
(7 - 4, 4 - 2, 7 - 3, 8 - 3)

Referee: Lukas PAZOUREK (CZE)
Assistant Referee: Tina van GRIMBERGE (BEL)

Reserve Referee: Dan-Lin HUANG (TPE)

NED - Netherlands											Time-out: -				
No	Name	G.	Pos	G/S	LD	MD	ND	R-in	FP	Pen	Punishments				
											Y	YR	R		
1	Jessica LOKHORST	F	A	1/6		1/6									
2	Esther CORDUS	F		1/4		0/1	0/2	1/1							
3	Barbara BROUWER	F		2/6	2/5		0/1								
4	Brett ZUIJDWEGT	F	D	1/5	0/2	0/2	1/1								
5	Sanne van der WERFF	F	A	2/10	0/1	0/6		1/2		1/1					
7	Daan PREUNINGER	M	D	3/11	1/9		2/2								
9	Fleur HOEK	F	D	2/11	2/7	0/4									
11	Olav van WIJNGAARDEN	M													
12	Terrenc GRIEMINK	M		1/10	0/7	1/2		0/1							
14	Harjan VISSCHER	M	A	2/16	0/7	1/6	1/2	0/1							
16	Alwin OUT	M		1/7	0/2	1/5									
17	Laurens LEEUWENHOEK	M	D	2/12	1/8	1/2	0/1		0/1						
19	Jelmer JONKER	M	A	5/16	3/11	2/4	0/1								
20	Anouk HAARS	F		3/8	1/3	2/4	0/1								
Team / Coach															
Totals				26/122	10/62	9/42	4/11	2/5	0/1	1/1					
Coach				Jan NIEBEEK											

Running Score												
MIN	Score	Team No										
1	0-1	GER	16	HEPPEKAUSEN S.(Near)								
2	1-1	NED	14	VISSCHER H.(Medium)								
5	1-2	GER	20	HERING D.(Medium)								
5	2-2	NED	9	HOEK F.(Long)								
6	3-2	NED	5	VAN DER WERFF S.(Running-In)								
7	3-3	GER	16	HEPPEKAUSEN S.(Long)								
7	4-3	NED	17	LEEUWENHOEK L.(Long)								
8	5-3	NED	17	LEEUWENHOEK L.(Medium)								
9	5-4	GER	15	ORTH T.(Medium)								
9	6-4	NED	1	LOKHORST J.(Medium)								
10	7-4	NED	7	PREUNINGER D.(Near)								
12	8-4	NED	7	PREUNINGER D.(Long)								
13	8-5	GER	16	HEPPEKAUSEN S.(Near)								
15	9-5	NED	5	VAN DER WERFF S.(Penalty shot)								
16	10-5	NED	4	ZUIJDWEGT B.(Near)								
17	11-5	NED	7	PREUNINGER D.(Near)								
18	11-6	GER	15	ORTH T.(Medium)								
21	12-6	NED	19	JONKER J.(Medium)								
21		GER	16	HEPPEKAUSEN S. → 19 WITTHAUS L.								
23	13-6	NED	9	HOEK F.(Long)								
23		NED	9	HOEK F. → 3 BROUWER B.								
25		NED	14	VISSCHER H. → 16 OUT A.								
25	13-7	GER	25	WITTHAUS L.(Near)								
25		NED	17	LEEUWENHOEK L. → 2 CORDUS E.								
25		NED	4	ZUIJDWEGT B. → 12 GRIEMINK T.								
25		GER	15	ORTH T. → 14 HEMING J.								
26		NED	1	LOKHORST J. → 20 HAARS A.								
26		GER	2	TREFFTS J. → 6 ORTH A.								
28	14-7	NED	19	JONKER J.(Long)								
28		GER	25	WITTHAUS L. → 2 TREFFTS J.								
29	15-7	NED	19	JONKER J.(Long)								
29	16-7	NED	2	CORDUS E.(Running-In)								
30	17-7	NED	3	BROUWER B.(Long)								
30	17-8	GER	14	HEMING J.(Running-In)								
30	18-8	NED	19	JONKER J.(Long)								
30	18-9	GER	23	FREUND T.(Long)								
31		NED	7	PREUNINGER D. → 14 VISSCHER H.								
31	18-10	GER	6	ORTH A.(Medium)								
32	19-10	NED	20	HAARS A.(Long)								
32		GER	4	KIERDORF J. → 8 SANDER L.								
33	20-10	NED	19	JONKER J.(Medium)								
35	21-10	NED	3	BROUWER B.(Long)								
36	22-10	NED	16	OUT A.(Medium)								
36	23-10	NED	20	HAARS A.(Medium)								
36		GER		Time out 1								
37	24-10	NED	12	GRIEMINK T.(Medium)								
37	24-11	GER	23	FREUND T.(Long)								
39	25-11	NED	14	VISSCHER H.(Near)								
40	26-11	NED	20	HAARS A.(Medium)								
40	26-12	GER	8	SANDER L.(Near)								

GER - Germany											Time-out: 35:39			
No	Name	G.	Pos	G/S	LD	MD	ND	R-in	FP	Pen	Punishments			
											Y	YR	R	
2	Johanna TREFFTS	F	A	0/4	0/1	0/1	0/2							
3	Johanna GNUTT	F												
4	Jana KIERDORF	F	A	0/6	0/2	0/2	0/2							
6	Anna ORTH	F		1/3	0/2	1/1								
8	Lea SANDER	F		1/1			1/1							
13	Pascal DEMUTH	M												
14	Jan Robert HEMING	M		1/4		0/3		1/1						
15	Timon ORTH	M	A	2/4		2/4								
16	Steffen HEPPEKAUSEN	M	A	3/7	1/2	0/3	2/2							
18	Hannah HEILMANN	F	D	0/5	0/1	0/3			0/1					
19	Lucas WITTHAUS	M		0/2		0/1	0/1							
20	Dag-Bjoern HERING	M	D	1/7	0/1	1/4	0/1	0/1						
23	Thomas FREUND	M	D	2/5	2/3	0/2								
25	Lea WITTHAUS	F	D	1/7	0/2	0/2	1/2	0/1						
Team / Coach														
Totals				12/55	3/14	4/26	4/11	1/3	0/1					
Coach				Wilco van den BOS (NED)										

Legend:											
(C)	Captain	A	Attack	D	Defense	EX	Exclusion	F	Female	FP	Free Pass
G.	Gender	G/S	Goals/Shots	LD	Long Distance	M	Male	MD	Medium Distance	MIN	Minutes played
ND	Near Distance	No	Number	Pen	Penalty	Pos	Playing Position	R-in	Running-in	R	Direct Red Card
Y	Yellow Card	YR	Yellow+Red Card								

Timing and Results provided by TISSOT





Start List

Game No: 16

BEL vs TPE

Referee: Carlos FARIA (POR)
Assistant Referee: Steve JONES (GBR)

Reserve Referee: Peter van der TERP (NED)

BEL - Belgium

Shirt: White Shorts: Black

No	Name	Gender	Pos	MP	MPG	GPG
3	Stien REYNTJENS	Female		3	100	9/37
4	Lisa PAUWELS	Female		3	54	1/12
5	Shiara DRIESEN	Female	A	3	66	2/11
7	Julie CALUWE	Female	D	3	66	8/34
8	Lauren DENIS	Female		3	90	4/18
9	Saar SEYS	Female	A	3	54	6/22
16	Lars COURTENS	Male		3	76	8/32
17	Jordan de VOGELAERE	Male	A	3	60	1/12
18	Kian AMORGASTE	Male	D	3	86	12/42
19	Cedric SCHOUMACKER	Male		3	76	9/25
20	Jari HARDIES	Male	D	3	73	5/15
21	Amber ENGELS	Female	D	3	50	7/21
24	Lennert IMPENS	Male	A	3	51	5/24
46	Brent STRUYF	Male		3	58	5/23
Coach		Detlef ELEWAUT				

BEL Played		
PR	GER	26 - 9
PR	CHN	27 - 11
PR	SUR	29 - 14

TPE - Chinese Taipei

Shirt: Yellow Shorts: Black

No	Name	Gender	Pos	MP	MPG	GPG
1	Ya-Wen LIN	Female	A	3	96	12/32
5	Cin CHEN	Female	D	3	90	7/28
6	Chien-Chin PENG	Female		3	23	0/6
7	Shu-Chi CHANG	Female	A	3	88	7/17
8	Yi-Wen WANG	Female		3	40	1/6
9	Kai-Yeh LO	Female	D	3	100	6/21
10	Ya-Han CHAN	Female		3	42	2/4
11	Chun-Hsien WU	Male		3	63	5/18
12	Chieh-Sheng CHANG	Male		3	40	2/6
13	Han-Sheng CHIU	Male	D	3	64	5/25
15	Chun-Ta CHEN	Male	A	3	100	6/23
16	Wei-Jhe TAI	Male		3	62	3/12
17	Chen-Yu KAO	Male	A	3	58	1/7
19	Tzu-Yao HUANG	Male	D	3	92	1/7
Coach		Fang-Yi HSIEH				

TPE Played		
PR	CZE	21 - 17
PR	NED	18 - 34
PR	POR	19 - 11

Legend:	(C) Captain	A Attack	D Defense	GPG Goals per Game	MP Matches Played	MPG Minutes per Game
----------------	-------------	----------	-----------	--------------------	-------------------	----------------------

Timing and Results provided by **TISSOT**



Results

Game No: 16

BEL 19 - 18 TPE
(7 - 7, 5 - 7, 3 - 1, 4 - 3)

Referee: Carlos FARIA (POR)
Assistant Referee: Steve JONES (GBR)

Reserve Referee: Peter van der TERP (NED)

BEL - Belgium		Shirt: White		Shorts: Black			Time-out: -			Punishments			
No	Name	G.	Pos	G/S	LD	MD	ND	R-in	FP	Pen	Y	YR	R
3	Stien REYNTJENS	F											
4	Lisa PAUWELS	F											
5	Shiara DRIESEN	F	A	2/6	0/2	1/2	0/1			1/1	1		
7	Julie CALUWE	F	D	3/24	2/7	0/13	0/2		0/1	1/1			
8	Lauren DENIS	F											
9	Saar SEYS	F	A	2/11	1/4	0/4	0/1		0/1	1/1			
16	Lars COURTENS	M		1/3	0/1		0/1			1/1			
17	Jordan de VOGELAERE	M	A	0/2	0/1	0/1							
18	Kian AMORGASTE	M	D	5/17	1/9	2/3			0/3	2/2			
19	Cedric SCHOUMACKER	M											
20	Jari HARDIES	M	D	0/6	0/1	0/4	0/1						
21	Amber ENGELS	F	D	2/4	1/2	1/1				0/1			
24	Lennert IMPENS	M	A	2/13	1/6	0/3	1/4						
46	Brent STRUYF	M		2/10	2/7	0/3							
Team / Coach													
Totals				19/96	8/40	4/34	1/10		0/5	6/7	1		
Coach		Detlef ELEWAUT											

Running Score			
MIN	Score	Team No	
1	0-1	TPE	1 LIN Y.(Long)
2	1-1	BEL	5 DRIESEN S.(Medium)
2	1-2	TPE	19 HUANG T.(Medium)
2	2-2	BEL	18 AMORGASTE K.(Penalty shot)
3	2-3	TPE	7 CHANG S.(Long)
4	2-4	TPE	7 CHANG S.(Long)
5	3-4	BEL	21 ENGELS A.(Long)
5	4-4	BEL	18 AMORGASTE K.(Long)
6	5-4	BEL	24 IMPENS L.(Long)
6	5-5	TPE	1 LIN Y.(Free pass)
8	6-5	BEL	7 CALUWE J.(Long)
8	6-6	TPE	19 HUANG T.(Near)
10	6-7	TPE	1 LIN Y.(Free pass)
10	7-7	BEL	9 SEYS S.(Penalty shot)
11	7-8	TPE	9 LO K.(Medium)
11	7-9	TPE	13 CHIU H.(Long)
13	7-10	TPE	7 CHANG S.(Medium)
15	7-11	TPE	1 LIN Y.(Medium)
15	BEL	18 AMORGASTE K. → 46 STRUYF B.	
16	BEL	17 DE VOGELAERE J. → 18 AMORGASTE K.	
16	8-11	BEL	7 CALUWE J.(Penalty shot)
17	9-11	BEL	46 STRUYF B.(Long)
17	9-12	TPE	7 CHANG S.(Free pass)
17	10-12	BEL	18 AMORGASTE K.(Medium)
17	10-13	TPE	5 CHEN C.(Long)
18	BEL	21 ENGELS A.(Penalty shot, missed)	
18	10-14	TPE	5 CHEN C.(Near)
18	11-14	BEL	24 IMPENS L.(Near)
19	12-14	BEL	18 AMORGASTE K.(Penalty shot)
21	13-14	BEL	7 CALUWE J.(Long)
24	TPE	13 CHIU H. → 11 WU C.	
26	14-14	BEL	46 STRUYF B.(Long)
26	BEL	46 STRUYF B. → 16 COURTENS L.	
27	15-14	BEL	9 SEYS S.(Long)
28	TPE	Time out 1	
30	15-15	TPE	1 LIN Y.(Penalty shot)
32	15-16	TPE	5 CHEN C.(Medium)
32	16-16	BEL	21 ENGELS A.(Medium)
32	TPE	5 CHEN C. → 6 PENG C.	
33	17-16	BEL	5 DRIESEN S.(Penalty shot)
34	18-16	BEL	18 AMORGASTE K.(Medium)
35	TPE	11 WU C. → 16 TAI W.	
36	TPE	1 LIN Y. → 5 CHEN C.	
36	19-16	BEL	16 COURTENS L.(Penalty shot)
36	TPE	6 PENG C. → 1 LIN Y.	
37	19-17	TPE	1 LIN Y.(Penalty shot)
38	TPE	1 LIN Y. → 6 PENG C.	
39	TPE	7 CHANG S. → 1 LIN Y.	
39	19-18	TPE	5 CHEN C.(Medium)
40	BEL	5 DRIESEN S.(Yellow card)	

TPE - Chinese Taipei		Shirt: Yellow		Shorts: Black			Time-out: 27:27			Punishments			
No	Name	G.	Pos	G/S	LD	MD	ND	R-in	FP	Pen	Y	YR	R
1	Ya-Wen LIN	F	A	6/18	1/5	1/4	0/1	0/1	2/5	2/2			
5	Cin CHEN	F	D	4/10	1/3	2/4	1/1		0/2				
6	Chien-Chin PENG	F		0/1		0/1							
7	Shu-Chi CHANG	F	A	4/5	2/2	1/2			1/1				
8	Yi-Wen WANG	F											
9	Kai-Yeh LO	F	D	1/4	0/1	1/3							
10	Ya-Han CHAN	F											
11	Chun-Hsien WU	M		0/1				0/1					
12	Chieh-Sheng CHANG	M											
13	Han-Sheng CHIU	M	D	1/4	1/4								
15	Chun-Ta CHEN	M	A	0/4	0/2	0/1	0/1						
16	Wei-Jhe TAI	M											
17	Chen-Yu KAO	M	A	0/3	0/3								
19	Tzu-Yao HUANG	M	D	2/5		1/4	1/1						
Team / Coach													
Totals				18/55	5/20	6/19	2/4	0/2	3/8	2/2			
Coach		Fang-Yi HSIEH											

Legend:											
(C)	Captain	A	Attack	D	Defense	EX	Exclusion	F	Female	FP	Free Pass
G.	Gender	G/S	Goals/Shots	LD	Long Distance	M	Male	MD	Medium Distance	MIN	Minutes played
ND	Near Distance	No	Number	Pen	Penalty	Pos	Playing Position	R-in	Running-in	R	Direct Red Card
Y	Yellow Card	YR	Yellow+Red Card								

Timing and Results provided by TISSOT





Start List

Game No: 13

POR vs CHN

Referee: Peter van der TERP (NED)

Reserve Referee: Tina van GRIMBERGE (BEL)

Assistant Referee: Lukas PAZOUREK (CZE)

POR - Portugal

Shirt: Red

Shorts: Red

No	Name	Gender	Pos	MP	MPG	GPG
1	Ines SANTOS	Female	A	3	111	5/21
2	Catarina FRADE	Female		3	41	2/11
4	Luise RUIVO	Female	D	3	111	4/19
5	Isabel ALMEIDA	Female	D	3	120	4/15
6	Sofia GOMES	Female	A	3	37	0/1
7	Catarina CORREIA	Female		3	50	0/8
8	Beatriz GUITA	Female		3	10	2/2
9	Tomas LOURENCO	Male		3	14	1/6
10	Tiago LUZ	Male	D	3	88	5/30
11	Hugo FERNANDES	Male	D	3	120	3/18
12	Joao ALMEIDA	Male	A	3	87	6/16
13	Sebastiao CONDADO	Male		3	59	3/21
15	Pedro CORREIA	Male		3	33	1/3
16	Julio RUIVO	Male	A	3	69	4/13
Coach		Rui MALCATA				

POR Played		
PR	NED	13 - 29
PR	CZE	16 - 13
PR	TPE	11 - 19

CHN - People's Republic of China

Shirt: White

Shorts: Black

No	Name	Gender	Pos	MP	MPG	GPG
1	Maria ZHANG	Female	D	3	40	2/6
2	Jammy ZHAO	Female		3	48	4/12
3	Sunny WANG	Female	A	3	120	4/37
5	Cindy LI	Female		3	75	3/20
6	Joy FU	Female	D	3	80	3/20
7	Cici CHEN	Female	A	3	97	9/33
8	Hanna HU	Female		3	20	1/2
10	Cliff CHEN	Male		3	31	0/3
11	Griffin ZHANG	Male	A	3	102	3/21
14	Austin WANG	Male	D	3	108	3/20
15	Issac LI	Male	D	3	39	0/3
17	Ricky XIAO	Male	A	3	111	4/30
27	Travis TANG	Male		3	89	2/13
Coach		Xiangcheng MA				

CHN Played		
PR	SUR	19 - 25
PR	BEL	11 - 27
PR	GER	8 - 18

Legend:	(C) Captain	A Attack	D Defense	GPG Goals per Game	MP Matches Played	MPG Minutes per Game
----------------	-------------	----------	-----------	--------------------	-------------------	----------------------

Timing and Results provided by  TISSOT



Results

Game No: 13

POR 16 - 17 CHN
(4 - 6, 2 - 5, 6 - 4, 4 - 2)

Referee: Peter van der TERP (NED)
Assistant Referee: Lukas PAZOUREK (CZE)

Reserve Referee: Tina van GRIMBERGE (BEL)

POR - Portugal

Shirt: Red Shorts: Red Time-out: 36:32

No	Name	G.	Pos	G/S	LD	MD	ND	R-in	FP	Pen	Punishments				
											Y	YR	R		
1	Ines SANTOS	F	A	0/3		0/2	0/1								
2	Catarina FRADE	F		1/3		1/2	0/1								
4	Luise RUIVO	F	D	2/7	0/1	0/2	1/1	1/2		0/1					
5	Isabel ALMEIDA	F	D	2/10		1/6	0/2		1/2						
6	Sofia GOMES	F	A	1/3		0/2				1/1					
7	Catarina CORREIA	F													
8	Beatriz GUITA	F													
9	Tomas LOURENCO	M		2/6	1/3	1/3									
10	Tiago LUZ	M	D	0/2		0/2									
11	Hugo FERNANDES	M	D	0/6	0/1	0/4	0/1								
12	Joao ALMEIDA	M	A	4/9	0/2	3/4	1/3								
13	Sebastiao CONDADO	M													
15	Pedro CORREIA	M													
16	Julio RUIVO	M	A	4/13	0/4	1/3	1/2	0/2		2/2					
Team / Coach															
Totals				16/62	1/11	7/30	3/11	1/4	1/2	3/4					
Coach		Rui MALCATA													

CHN - People's Republic of China

White Shorts: Black Time-out: 26:44

No	Name	G.	Pos	G/S	LD	MD	ND	R-in	FP	Pen	Punishments				
											Y	YR	R		
1	Maria ZHANG	F	D	3/11		0/3	3/6	0/1	0/1						
2	Jammy ZHAO	F													
3	Sunny WANG	F	A	5/13	1/4	1/6	2/2	1/1							
5	Cindy LI	F													
6	Joy FU	F	D	2/12	0/4	1/7		1/1							
7	Cici CHEN	F	A	1/4	1/2	0/2									
8	Hanna HU	F													
10	Cliff CHEN	M													
11	Griffin ZHANG	M	A	0/2	0/1	0/1									
14	Austin WANG	M	D	3/6	1/1	0/3	1/1			1/1					
15	Issac LI	M	D	2/8	1/1	0/5				1/2					
17	Ricky XIAO	M	A	1/8	0/3	1/4	0/1								
27	Travis TANG	M													
Team / Coach															
Totals				17/64	4/16	3/31	6/10	2/3	0/1	2/3					
Coach		Xiangcheng MA													

Running Score		
MIN	Score	Team No
1	1-0	POR 12 ALMEIDA J.(Near)
1	1-1	CHN 7 CHEN C.(Long)
3	2-1	POR 4 RUIVO L.(Near)
3	2-2	CHN 1 ZHANG M.(Near)
6	2-3	CHN 3 WANG S.(Near)
6	3-3	POR 16 RUIVO J.(Penalty shot)
7	3-4	CHN 15 LI I.(Penalty shot)
8	3-5	CHN 15 LI I.(Long)
10	3-6	CHN 3 WANG S.(Running-In)
10	4-6	POR 6 GOMES S.(Penalty shot)
11	4-7	CHN 1 ZHANG M.(Near)
14		POR 10 LUZ T. → 9 LOURENCO T.
15	4-8	CHN 6 FU J.(Medium)
17		POR 6 GOMES S. → 2 FRADE C.
17	5-8	POR 12 ALMEIDA J.(Medium)
17	5-9	CHN 3 WANG S.(Long)
18	5-10	CHN 14 WANG A.(Near)
20	5-11	CHN 1 ZHANG M.(Near)
20	6-11	POR 2 FRADE C.(Medium)
21	7-11	POR 12 ALMEIDA J.(Medium)
22	7-12	CHN 14 WANG A.(Long)
23	7-13	CHN 14 WANG A.(Penalty shot)
23	8-13	POR 16 RUIVO J.(Penalty shot)
25		POR 1 SANTOS I. → 7 CORREIA C.
25	8-14	CHN 17 XIAO R.(Medium)
26	9-14	POR 4 RUIVO L.(Running-In)
26		CHN 15 LI I.(Penalty shot, missed)
27	10-14	POR 9 LOURENCO T.(Long)
27		CHN Time out 1
28	10-15	CHN 3 WANG S.(Medium)
28	11-15	POR 12 ALMEIDA J.(Medium)
30	12-15	POR 5 ALMEIDA I.(Medium)
32	13-15	POR 9 LOURENCO T.(Medium)
32	14-15	POR 16 RUIVO J.(Medium)
34	14-16	CHN 3 WANG S.(Near)
35		POR 4 RUIVO L.(Penalty shot, missed)
37		POR Time out 1
38	15-16	POR 5 ALMEIDA I.(Free pass)
38	15-17	CHN 6 FU J.(Running-In)
39	16-17	POR 16 RUIVO J.(Near)

Legend:

(C) Captain	A Attack	D Defense	EX Exclusion	F Female	FP Free Pass
G. Gender	G/S Goals/Shots	LD Long Distance	M Male	MD Medium Distance	MIN Minutes played
ND Near Distance	No Number	Pen Penalty	Pos Playing Position	R-in Running-in	R Direct Red Card
Y Yellow Card	YR Yellow+Red Card				

Timing and Results provided by TISSOT





Start List

Game No: 14

SUR vs CZE

Referee: Dan-Lin HUANG (TPE)
Assistant Referee: Steve JONES (GBR)

Reserve Referee: Carlos FARIA (POR)

SUR - Suriname

Shirt: Black Shorts: Black

No	Name	Gender	Pos	MP	MPG	GPG
1	Jaleesa CLAVER	Female	D	3	71	4/20
2	Sandy RAMLAL	Female	A	3	78	1/11
3	Zane VORM	Female	D	3	103	7/33
6	Romy BRAUMULLER	Female		3	62	2/8
8	Dyani PFALTZGRAFF	Female		3	42	1/1
9	Tamera van der STELT	Female		3	42	0/2
13	Gerald van DIJK	Male	A	3	65	12/39
14	Ivan KARSTERS	Male		3	70	5/17
15	Randell van der STEEN	Male	D	3	84	8/21
16	Delano BRAUMULLER	Male	D	3	85	6/28
20	Vladimir SLOT	Male	A	3	79	11/38
21	Wayne STIENSTRA	Male		3	44	2/18
23	Vikash MAHADEW MISSIER	Male		3	53	1/11
24	Sharona van der KOOYE	Female	A	3	82	1/7
Coach		Riko KRUIT (NED)				

SUR Played		
PR	CHN	25 - 19
PR	GER	22 - 24
PR	BEL	14 - 29

CZE - Czech Republic

Shirt: Red Shorts: Black

No	Name	Gender	Pos	MP	MPG	GPG
2	Dominika DRABKOVA	Female		3	96	3/9
4	Vendula JEMELIKOVA	Female	D	3	100	2/13
6	Eliska ZIEGLEROVA	Female	A	3	62	3/13
7	Klara NOVAKOVA	Female	A	3	58	3/9
8	Sara SAHATCIU	Female	D	3	100	0/5
11	Nela KUBU	Female		3	64	1/11
28	Rostislav KORTUS	Male		3	64	3/11
30	Petr SNAJDR	Male	D	3	75	4/20
33	Petr PESAK	Male	A	3	101	5/27
34	Jan TOUFAR	Male		3	45	1/11
35	Alexandr VYROUBAL	Male	D	3	45	7/17
36	Petr GALICEK	Male	A	3	91	5/27
37	Vlastimil KREJCI	Male		3	59	4/21
Coach		Ivo KRACIK				

CZE Played		
PR	TPE	17 - 21
PR	POR	13 - 16
PR	NED	11 - 38

Legend:	(C) Captain	A Attack	D Defense	GPG Goals per Game	MP Matches Played	MPG Minutes per Game
----------------	-------------	----------	-----------	--------------------	-------------------	----------------------

Timing and Results provided by **TISSOT**





Results

Game No: 14

SUR 18 - 14 CZE
(6 - 7, 5 - 4, 5 - 1, 2 - 2)

Referee: Dan-Lin HUANG (TPE)
Assistant Referee: Steve JONES (GBR)

Reserve Referee: Carlos FARIA (POR)

SUR - Suriname

Shirt: Black Shorts: Black Time-out: -

No	Name	G.	Pos	G/S	LD	MD	ND	R-in	FP	Pen	Punishments			
											Y	YR	R	
1	Jaleesa CLAVER	F	D	2/8	1/2	0/2	1/4							
2	Sandy RAMLAL	F	A	1/4	1/3		0/1							
3	Zane VORM	F	D	3/7		2/6				1/1				
6	Romy BRAUMULLER	F		0/1	0/1									
8	Dyani PFALTZGRAFF	F												
9	Tamera van der STELT	F												
13	Gerald van DIJK	M	A	3/15	2/6	1/5	0/3		0/1					
14	Ivan KARSTERS	M		1/6	0/3	0/1	1/1	0/1					1	
15	Randell van der STEEN	M	D	1/12	0/2	0/6	1/3			0/1				
16	Delano BRAUMULLER	M	D	4/10	1/5	1/3			2/2					
20	Vladimir SLOT	M	A	2/10	0/7	1/2				1/1				
21	Wayne STIENSTRA	M		0/2	0/1	0/1								
23	Vikash MAHADEW MISSIER	M		1/10	1/7	0/2	0/1							
24	Sharona van der KOOYE	F	A	0/2		0/2								
Team / Coach														
Totals				18/87	6/37	5/30	3/13	0/1	2/3	2/3	1			
Coach				Riko KRUIT (NED)										


CZE - Czech Republic

Shirt: Red Shorts: Black Time-out: 35:57

No	Name	G.	Pos	G/S	LD	MD	ND	R-in	FP	Pen	Punishments			
											Y	YR	R	
2	Dominika DRABKOVA	F												
4	Vendula JEMELIKOVA	F	D	0/4		0/3		0/1						
6	Eliska ZIEGLEROVA	F	A	3/8	0/2	1/3	2/2		0/1					
7	Klara NOVAKOVA	F	A	2/5	0/1	1/3	1/1							
8	Sara SAHATCIU	F	D	1/6	0/1	1/4		0/1						
11	Nela KUBU	F												
28	Rostislav KORTUS	M												
30	Petr SNAJDR	M	D	2/8	1/3	1/4	0/1						1	
33	Petr PESAK	M	A	0/5	0/2	0/2	0/1							
34	Jan TOUFAR	M												
35	Alexandr VYROUBAL	M	D	1/9	0/1	1/5	0/2		0/1					
36	Petr GALICEK	M	A	3/7	0/1	2/4	1/2							
37	Vlastimil KREJCI	M		2/3	2/3									
Team / Coach														
Totals				14/55	3/14	7/28	4/9	0/2	0/2	1				
Coach				Ivo KRACIK										

Running Score						
MIN	Score	Team No				
1	0-1	CZE	7	NOVAKOVA K.(Medium)		
4	0-2	CZE	36	GALICEK P.(Medium)		
5	0-3	CZE	36	GALICEK P.(Near)		
5	1-3	SUR	16	BRAUMULLER D.(Long)		
5	1-4	CZE	36	GALICEK P.(Medium)		
6	2-4	SUR	13	VAN DIJK G.(Medium)		
7	3-4	SUR	3	VORM Z.(Medium)		
7	3-5	CZE	8	SAHATCIU S.(Medium)		
7	4-5	SUR	20	SLOT V.(Penalty shot)		
8	5-5	SUR	20	SLOT V.(Medium)		
8	5-6	CZE	30	SNAJDR P.(Long)		
10	5-7	CZE	35	VYROUBAL A.(Medium)		
10	6-7	SUR	13	VAN DIJK G.(Long)		
12	6-8	CZE	6	ZIEGLEROVA E.(Near)		
12	7-8	SUR	16	BRAUMULLER D.(Free pass)		
13	8-8	SUR	16	BRAUMULLER D.(Medium)		
15	9-8	SUR	13	VAN DIJK G.(Long)		
15		CZE	36	GALICEK P. → 37 KREJCI V.		
16	9-9	CZE	37	KREJCI V.(Long)		
16	10-9	SUR	1	CLAVER J.(Long)		
17	11-9	SUR	15	VAN DER STEEN R.(Near)		
18	11-10	CZE	37	KREJCI V.(Long)		
20	11-11	CZE	6	ZIEGLEROVA E.(Near)		
21	12-11	SUR	3	VORM Z.(Medium)		
23	12-12	CZE	30	SNAJDR P.(Medium)		
24		SUR	20	SLOT V. → 14 KARSTERS I.		
24	13-12	SUR	14	KARSTERS I.(Near)		
25	14-12	SUR	2	RAMLAL S.(Long)		
26	15-12	SUR	1	CLAVER J.(Near)		
30	16-12	SUR	16	BRAUMULLER D.(Free pass)		
31	16-13	CZE	6	ZIEGLEROVA E.(Medium)		
33	16-14	CZE	7	NOVAKOVA K.(Near)		
33		SUR	16	BRAUMULLER D. → 23 MAHADEW MISSIER V.		
33		SUR	15	VAN DER STEEN R.(Penalty shot, missed)		
34		SUR	14	KARSTERS I.(Yellow card)		
34		CZE	30	SNAJDR P.(Yellow card)		
35	17-14	SUR	23	MAHADEW MISSIER V.(Long)		
36		CZE		Time out 1		
37		CZE	37	KREJCI V. → 36 GALICEK P.		
37	18-14	SUR	3	VORM Z.(Penalty shot)		
37		SUR	1	CLAVER J. → 6 BRAUMULLER R.		
38		SUR	2	RAMLAL S. → 1 CLAVER J.		
39		SUR	13	VAN DIJK G. → 21 STIENSTRA W.		

Legend:											
(C)	Captain	A	Attack	D	Defense	EX	Exclusion	F	Female	FP	Free Pass
G.	Gender	G/S	Goals/Shots	LD	Long Distance	M	Male	MD	Medium Distance	MIN	Minutes played
ND	Near Distance	No	Number	Pen	Penalty	Pos	Playing Position	R-in	Running-in	R	Direct Red Card
Y	Yellow Card	YR	Yellow+Red Card								

Timing and Results provided by  TISSOT



Start List

Game No: 1

BEL vs GER

Referee: Tan-Lin HUANG (TPE)
Assistant Referee: Peter van der TERP (NED)

Reserve Referee: Carlos FARIA (POR)

BEL - Belgium

Shirt: Red Shorts: Black

No	Name	Gender	Pos	MP	MPG	GPG
3	Stien REYNTJENS	Female	D			
4	Lisa PAUWELS	Female				
5	Shiara DRIESEN	Female	D			
7	Julie CALUWE	Female	A			
8	Lauren DENIS	Female				
9	Saar SEYS	Female				
16	Lars COURTENS	Male	D			
17	Jordan de VOGELAERE	Male	D			
18	Kian AMORGASTE	Male				
19	Cedric SCHOUMACKER	Male				
20	Jari HARDIES	Male	A			
21	Amber ENGELS	Female	A			
24	Lennert IMPENS	Male				
46	Brent STRUYF	Male	A			
Coach Detlef ELEWAUT						

BEL Played		
PR	GER	13 JUL
PR	CHN	14 JUL
PR	SUR	15 JUL

GER - Germany

Shirt: Black Shorts: Black

No	Name	Gender	Pos	MP	MPG	GPG
2	Johanna TREFFTS	Female	D			
3	Johanna GNUTT	Female				
4	Jana KIERDORF	Female				
6	Anna ORTH	Female				
8	Lea SANDER	Female	A			
13	Pascal DEMUTH	Male	A			
14	Jan Robert HEMING	Male				
15	Timon ORTH	Male	D			
16	Steffen HEPPEKAUSEN	Male				
18	Hannah HEILMANN	Female	A			
19	Lucas WITTHAUS	Male				
20	Dag-Bjoern HERING	Male	D			
23	Thomas FREUND	Male	A			
25	Lea WITTHAUS	Female	D			
Coach Wilco van den BOS (NED)						

GER Played		
PR	BEL	13 JUL
PR	SUR	14 JUL
PR	CHN	15 JUL

Legend:	(C) Captain	A Attack	D Defense	GPG Goals per Game	MP Matches Played	MPG Minutes per Game
----------------	-------------	----------	-----------	--------------------	-------------------	----------------------

Timing and Results provided by 





Results

Game No: 1

BEL 26 - 9 GER
(6 - 3, 6 - 0, 8 - 5, 6 - 1)

Referee: Tan-Lin HUANG (TPE)
Assistant Referee: Peter van der TERP (NED)

Reserve Referee: Carlos FARIA (POR)

BEL - Belgium		Shirt: Red		Shorts: Black			Time-out: -			Punishments				
No	Name	G.	Pos	G/S	LD	MD	ND	R-in	FP	Pen	Y	YR	R	
3	Stien REYNTJENS	F	D	2/10	0/1	1/5	1/2		0/2					
4	Lisa PAUWELS	F		1/2	1/2									
5	Shiara DRIESEN	F	D	1/5	1/3	0/1	0/1							
7	Julie CALUWE	F	A	4/18	1/5	2/8	0/4		1/1					
8	Lauren DENIS	F		1/3	0/1		1/1	0/1						
9	Saar SEYS	F		1/1		1/1								
16	Lars COURTENS	M	D	5/14	5/14									
17	Jordan de VOGELAERE	M	D	1/5	0/3	1/2								
18	Kian AMORGASTE	M		1/10	1/4	0/5	0/1							
19	Cedric SCHOUMACKER	M		3/7	0/1	2/4	0/1	1/1						
20	Jari HARDIES	M	A	3/8	1/4	2/4								
21	Amber ENGELS	F	A	2/5	1/2	1/2	0/1							
24	Lennert IMPENS	M		0/3	0/1	0/1	0/1							
46	Brent STRUYF	M	A	1/11	0/9	1/2								
Team / Coach														
Totals				26/102	11/50	11/35	2/12	1/2	1/3					
Coach		Detlef ELEWAUT												

Running Score			
MIN	Score	Team No	
3	1-0	BEL 7	CALUWE J.(Long)
4	2-0	BEL 7	CALUWE J.(Free pass)
5	2-1	GER 15	ORTH T.(Penalty shot)
5		GER 25	WITTHAUS L.(Penalty shot, missed)
5	2-2	GER 2	TREFFTS J.(Penalty shot)
6	3-2	BEL 7	CALUWE J.(Medium)
7	3-3	GER 13	DEMUTH P.(Medium)
8	4-3	BEL 16	COURTENS L.(Long)
8	5-3	BEL 16	COURTENS L.(Long)
9	6-3	BEL 21	ENGELS A.(Medium)
12	7-3	BEL 46	STRUYF B.(Medium)
15	8-3	BEL 17	DE VOGELAERE J.(Medium)
15	9-3	BEL 16	COURTENS L.(Long)
16	10-3	BEL 20	HARDIES J.(Medium)
19	11-3	BEL 21	ENGELS A.(Long)
20	12-3	BEL 5	DRIESEN S.(Long)
21		GER 8	SANDER L. → 6 ORTH A.
21		BEL 17	DE VOGELAERE J. → 8 DENIS L.
21		BEL 21	ENGELS A. → 19 SCHOUMACKER C.
22	13-3	BEL 19	SCHOUMACKER C.(Medium)
22	13-4	GER 23	FREUND T.(Long)
22		GER 13	DEMUTH P. → 14 HEMING J.
22	13-5	GER 18	HEILMANN H.(Medium)
23	14-5	BEL 19	SCHOUMACKER C.(Medium)
23	14-6	GER 15	ORTH T.(Penalty shot)
23	15-6	BEL 20	HARDIES J.(Medium)
24	16-6	BEL 7	CALUWE J.(Medium)
24	17-6	BEL 3	REYNTJENS S.(Near)
24		BEL 46	STRUYF B. → 18 AMORGASTE K.
26	17-7	GER 25	WITTHAUS L.(Running-In)
26		GER 25	WITTHAUS L. → 3 GNUTT J.
27	17-8	GER 23	FREUND T.(Long)
27	18-8	BEL 20	HARDIES J.(Long)
27		GER 15	ORTH T. → 19 WITTHAUS L.
28	19-8	BEL 16	COURTENS L.(Long)
28	20-8	BEL 3	REYNTJENS S.(Medium)
31		BEL 5	DRIESEN S. → 4 PAUWELS L.
31		BEL 7	CALUWE J. → 9 SEYS S.
32	21-8	BEL 19	SCHOUMACKER C.(Running-In)
32		BEL 20	HARDIES J. → 24 IMPENS L.
34	22-8	BEL 18	AMORGASTE K.(Long)
34		GER 20	HERING D. → 16 HEPPEKAUSEN S.
35	23-8	BEL 16	COURTENS L.(Long)
37	23-9	GER 16	HEPPEKAUSEN S.(Near)
38	24-9	BEL 8	DENIS L.(Near)
39	25-9	BEL 9	SEYS S.(Medium)
39	26-9	BEL 4	PAUWELS L.(Long)
39		BEL 16	COURTENS L. → 17 DE VOGELAERE J.

GER - Germany		Shirt: Black		Shorts: Black			Time-out: -			Punishments				
No	Name	G.	Pos	G/S	LD	MD	ND	R-in	FP	Pen	Y	YR	R	
2	Johanna TREFFTS	F	D	1/6	0/2	0/2	0/1			1/1				
3	Johanna GNUTT	F		0/4	0/1	0/3								
4	Jana KIERDORF	F												
6	Anna ORTH	F												
8	Lea SANDER	F	A	0/3	0/1	0/1	0/1							
13	Pascal DEMUTH	M	A	1/6	0/3	1/3								
14	Jan Robert HEMING	M		0/3	0/2		0/1							
15	Timon ORTH	M	D	2/2						2/2				
16	Steffen HEPPEKAUSEN	M		1/4		0/1	1/2		0/1					
18	Hannah HEILMANN	F	A	1/5		1/5								
19	Lucas WITTHAUS	M		0/2		0/2								
20	Dag-Bjoern HERING	M	D	0/6		0/6								
23	Thomas FREUND	M	A	2/8	2/5	0/1	0/2							
25	Lea WITTHAUS	F	D	1/6	0/1	0/2		1/2		0/1				
Team / Coach														
Totals				9/55	2/15	2/26	1/7	1/2	0/1	3/4				
Coach		Wilco van den BOS (NED)												

Legend:											
(C)	Captain	A	Attack	D	Defense	EX	Exclusion	F	Female	FP	Free Pass
G.	Gender	G/S	Goals/Shots	LD	Long Distance	M	Male	MD	Medium Distance	MIN	Minutes played
ND	Near Distance	No	Number	Pen	Penalty	Pos	Playing Position	R-in	Running-in	R	Direct Red Card
Y	Yellow Card	YR	Yellow+Red Card								

Timing and Results provided by TISSOT



Start List

Game No: 4

CHN vs SUR

Referee: Carlos FARIA (POR)
Assistant Referee: Lukas PAZOUREK (CZE)

Reserve Referee: Tina van GRIMBERGE (BEL)

CHN - People's Republic of China

Shirt: Red Shorts: Black

No	Name	Gender	Pos	MP	MPG	GPG
1	Maria ZHANG	Female				
2	Jammy ZHAO	Female	D			
3	Sunny WANG	Female	D			
5	Cindy LI	Female	A			
6	Joy FU	Female				
7	Cici CHEN	Female	A			
8	Hanna HU	Female				
10	Cliff CHEN	Male				
11	Griffin ZHANG	Male	D			
14	Austin WANG	Male	D			
15	Issac LI	Male				
17	Ricky XIAO	Male	A			
27	Travis TANG	Male	A			
Coach		Xiangcheng MA				

CHN Played		
PR	SUR	13 JUL
PR	BEL	14 JUL
PR	GER	15 JUL


SUR - Suriname

Shirt: White

No	Name	Gender	Pos	MP	MPG	GPG
1	Jaleesa CLAVER	Female	D			
2	Sandy RAMLAL	Female	A			
3	Zane VORM	Female	D			
6	Romy BRAUMULLER	Female				
8	Dyani PFALTZGRAFF	Female				
9	Tamera van der STELT	Female				
13	Gerald van DIJK	Male	A			
14	Ivan KARSTERS	Male				
15	Randell van der STEEN	Male	D			
16	Delano BRAUMULLER	Male	D			
20	Vladimir SLOT	Male	A			
21	Wayne STIENSTRA	Male				
23	Vikash MAHADEW MISSIER	Male				
24	Sharona van der KOOYE	Female	A			
Coach		Riko KRUIT (NED)				

SUR Played		
PR	CHN	13 JUL
PR	GER	14 JUL
PR	BEL	15 JUL

Legend:	(C) Captain	A Attack	D Defense	GPG Goals per Game	MP Matches Played	MPG Minutes per Game
----------------	-------------	----------	-----------	--------------------	-------------------	----------------------

Timing and Results provided by 



Results

Game No: 4

CHN 19 - 25 SUR
(4 - 6, 8 - 4, 2 - 8, 5 - 7)

Referee: Carlos FARIA (POR)
Assistant Referee: Lukas PAZOUREK (CZE)

Reserve Referee: Tina van GRIMBERGE (BEL)

CHN - People's Republic of China Red Shorts: Black Time-out: 24:27

No	Name	G.	Pos	G/S	LD	MD	ND	R-in	FP	Pen	Punishments				
											Y	YR	R		
1	Maria ZHANG														
2	Jammy ZHAO	F	D	4/10	1/5	0/1	1/1	0/1		2/2					
3	Sunny WANG	F	D	4/14	3/6	0/4	1/3		0/1						
5	Cindy LI	F	A	0/7	0/2	0/3			0/2						
6	Joy FU	F		2/5	0/2	0/1		1/1		1/1					
7	Cici CHEN	F	A	6/16	4/6	0/4	0/2	0/2	1/1	1/1					
8	Hanna HU	F													
10	Cliff CHEN	M													
11	Griffin ZHANG	M	D	2/6	0/2	1/3				1/1					
14	Austin WANG	M	D	0/6	0/5		0/1								
15	Issac LI	M													
17	Ricky XIAO	M	A	0/6	0/5	0/1									
27	Travis TANG	M	A	1/5	0/2	0/1	0/1			1/1					
Team / Coach															
Totals				19/75	8/35	1/18	2/8	1/4	1/4	6/6					
Coach		Xiangcheng MA													

Running Score

MIN	Score	Team No	
2	0-1	SUR 20	SLOT V.(Long)
2	1-1	CHN 7	CHEN C.(Long)
3	1-2	SUR 16	BRAUMULLER D.(Penalty shot)
4	1-3	SUR 1	CLAVER J.(Running-In)
4	2-3	CHN 7	CHEN C.(Long)
5	2-4	SUR 20	SLOT V.(Penalty shot)
5	3-4	CHN 1	ZHAO J.(Penalty shot)
5	3-5	SUR 3	VORM Z.(Long)
6	4-5	CHN 7	CHEN C.(Penalty shot)
9	4-6	SUR 20	SLOT V.(Medium)
12	5-6	CHN 3	WANG S.(Near)
12		CHN 7	CHEN C. → 6 FU J.
12	5-7	SUR 1	CLAVER J.(Penalty shot)
14	5-8	SUR 13	VAN DIJK G.(Long)
14	6-8	CHN 27	TANG T.(Penalty shot)
15	6-9	SUR 3	VORM Z.(Medium)
16	7-9	CHN 3	WANG S.(Long)
16	7-10	SUR 13	VAN DIJK G.(Long)
16		CHN 5	LI C. → 7 CHEN C.
16	8-10	CHN 6	FU J.(Penalty shot)
16	9-10	CHN 3	WANG S.(Long)
17	10-10	CHN 11	ZHANG G.(Medium)
20	11-10	CHN 7	CHEN C.(Long)
20	12-10	CHN 7	CHEN C.(Long)
21	12-11	SUR 15	VAN DER STEEN R.(Medium)
21	13-11	CHN 3	WANG S.(Long)
21	13-12	SUR 2	RAMLAL S.(Running-In)
23	13-13	SUR 13	VAN DIJK G.(Long)
23	13-14	SUR 3	VORM Z.(Medium)
24	13-15	SUR 15	VAN DER STEEN R.(Penalty shot)
24	13-16	SUR 13	VAN DIJK G.(Long)
25		CHN	Time out 1
25	13-17	SUR 13	VAN DIJK G.(Penalty shot)
26		SUR 13	VAN DIJK G. → 14 KARSTERS I.
26	14-17	CHN 11	ZHANG G.(Penalty shot)
29		SUR 16	BRAUMULLER D. → 23 MAHADEW MISSIER V.
30	14-18	SUR 23	MAHADEW MISSIER V.(Long)
31	14-19	SUR 24	VAN DER KOOYE S.(Medium)
31	15-19	CHN 6	FU J.(Running-In)
32	15-20	SUR 1	CLAVER J.(Free pass)
32	15-21	SUR 3	VORM Z.(Near)
33		SUR 1	CLAVER J. → 6 BRAUMULLER R.
34	15-22	SUR 20	SLOT V.(Medium)
34	15-23	SUR 20	SLOT V.(Medium)
35		CHN 14	WANG A. → 10 CHEN C.
36		CHN 27	TANG T. → 14 WANG A.
36		SUR 15	VAN DER STEEN R. → 21 STIENSTRA W.
37	16-23	CHN 1	ZHAO J.(Long)
37	16-24	SUR 6	BRAUMULLER R.(Long)
38		SUR	Time out 1
38		SUR 2	RAMLAL S. → 8 PFALTZGRAFF D.
38		SUR 24	VAN DER KOOYE S. → 9 VAN DER STELT T.
38	17-24	CHN 7	CHEN C.(Free pass)
39	17-25	SUR 8	PFALTZGRAFF D.(Penalty shot)
40	18-25	CHN 1	ZHAO J.(Near)
40		SUR 3	VORM Z. → 1 CLAVER J.
40	19-25	CHN 1	ZHAO J.(Penalty shot)


Timing and Results provided by TISSOT



Results

Game No: 4

Legend:											
(C)	Captain	A	Attack	D	Defense	EX	Exclusion	F	Female	FP	Free Pass
G.	Gender	G/S	Goals/Shots	LD	Long Distance	M	Male	MD	Medium Distance	MIN	Minutes played
ND	Near Distance	No	Number	Pen	Penalty	Pos	Playing Position	R-in	Running-in	R	Direct Red Card
Y	Yellow Card	YR	Yellow+Red Card								

Timing and Results provided by  TISSOT





Start List

Game No: 6

BEL vs CHN

Referee: Peter van der TERP (NED)

Reserve Referee: Tan-Lin HUANG (TPE)

Assistant Referee: Steve JONES (GBR)

BEL - Belgium

Shirt: Black Shorts: Black

No	Name	Gender	Pos	MP	MPG	GPG
3	Stien REYNTJENS	Female		2	60	4/19
4	Lisa PAUWELS	Female	D	2	44	1/9
5	Shiara DRIESEN	Female		2	36	1/6
7	Julie CALUWE	Female		2	36	4/20
8	Lauren DENIS	Female	A	2	60	3/9
9	Saar SEYS	Female	D	2	44	4/16
16	Lars COURTENS	Male		2	46	5/20
17	Jordan de VOGELAERE	Male	A	2	50	1/9
18	Kian AMORGASTE	Male	D	2	56	9/30
19	Cedric SCHOUMACKER	Male		2	36	5/14
20	Jari HARDIES	Male		2	43	3/10
21	Amber ENGELS	Female	A	2	40	6/18
24	Lennert IMPENS	Male	D	2	41	3/20
46	Brent STRUYF	Male	A	2	48	4/21
Coach		Detlef ELEWAUT				

BEL Played		
PR	GER	26 - 9
PR	CHN	27 - 11
PR	SUR	15 JUL


CHN - People's Republic of China

Shirt: White Shorts: Black

No	Name	Gender	Pos	MP	MPG	GPG
1	Maria ZHANG	Female		2	44	4/11
2	Jammy ZHAO	Female	D	2		
3	Sunny WANG	Female	D	2	80	4/29
5	Cindy LI	Female	A	2	55	3/18
6	Joy FU	Female		2	64	3/15
7	Cici CHEN	Female	A	2	57	7/20
8	Hanna HU	Female		2	20	1/2
10	Cliff CHEN	Male		2	31	0/3
11	Griffin ZHANG	Male	D	2	62	3/12
14	Austin WANG	Male	D	2	68	2/9
15	Issac LI	Male		2	29	0/3
17	Ricky XIAO	Male	A	2	71	2/13
27	Travis TANG	Male	A	2	59	1/7
Coach		Xiangcheng MA				

CHN Played		
PR	SUR	19 - 25
PR	BEL	11 - 27
PR	GER	15 JUL

Legend:	(C) Captain	A Attack	D Defense	GPG Goals per Game	MP Matches Played	MPG Minutes per Game
----------------	-------------	----------	-----------	--------------------	-------------------	----------------------

Timing and Results provided by 





Results

Game No: 6

BEL 27 - 11 CHN
(7 - 3, 10 - 2, 7 - 3, 3 - 3)

Referee: Peter van der TERP (NED)
Assistant Referee: Steve JONES (GBR)

Reserve Referee: Tan-Lin HUANG (TPE)

BEL - Belgium

Shirt: Black Shorts: Black Time-out: -

No	Name	G.	Pos	G/S	LD	MD	ND	R-in	FP	Pen	Punishments				
											Y	YR	R		
3	Stien REYNTJENS	F		2/9	1/2	0/4	1/3								
4	Lisa PAUWELS	F	D	0/7	0/1	0/5		0/1							
5	Shiara DRIESEN	F		0/1		0/1									
7	Julie CALUWE	F		0/2	0/1	0/1									
8	Lauren DENIS	F	A	2/6	0/1	1/2	0/2	1/1							
9	Saar SEYS	F	D	3/15	0/3	1/7	1/2	1/1	0/2						
16	Lars COURTENS	M		0/6	0/2	0/3	0/1								
17	Jordan de VOGELAERE	M	A	0/4	0/1		0/3								
18	Kian AMORGASTE	M	D	8/20	1/3	2/10	4/6	1/1							
19	Cedric SCHOUMACKER	M		2/7	1/5	1/2									
20	Jari HARDIES	M		0/2	0/2										
21	Amber ENGELS	F	A	4/13	0/2	2/6	0/2	0/1		2/2					
24	Lennert IMPENS	M	D	3/17	0/5	3/10	0/1	0/1							
46	Brent STRUYF	M	A	3/10	2/6	0/2	1/2								
Team / Coach															
Totals				27/119	5/34	10/53	7/22	3/6	0/2	2/2					
Coach		Detlef ELEWAUT													

CHN - People's Republic of China

Shirt: White Shorts: Black Time-out: -

No	Name	G.	Pos	G/S	LD	MD	ND	R-in	FP	Pen	Punishments				
											Y	YR	R		
1	Maria ZHANG	F													
2	Jammy ZHAO	F	D	0/1		0/1									
3	Sunny WANG	F	D	0/15	0/8	0/6	0/1								
5	Cindy LI	F	A	3/11	1/3	0/5		1/1	1/2						
6	Joy FU	F		1/10	0/3	0/5	1/1	0/1							
7	Cici CHEN	F	A	1/4	1/1	0/2	0/1								
8	Hanna HU	F		1/2		0/1				1/1					
10	Cliff CHEN	M		0/3	0/1	0/2									
11	Griffin ZHANG	M	D	1/6	1/3	0/2		0/1							
14	Austin WANG	M	D	2/3		1/2	1/1								
15	Issac LI	M		0/3	0/1	0/2									
17	Ricky XIAO	M	A	2/7	2/5	0/2									
27	Travis TANG	M	A	0/2	0/1	0/1									
Team / Coach															
Totals				11/67	5/26	1/31	2/4	1/3	1/2	1/1					
Coach		Xiangcheng MA													

Running Score			
MIN	Score	Team No	
2	1-0	BEL	46 STRUYF B.(Long)
3	2-0	BEL	8 DENIS L.(Running-In)
3	2-1	CHN	14 WANG A.(Medium)
4	3-1	BEL	9 SEYS S.(Running-In)
5	4-1	CHN	1 ZHAO J. → 6 FU J.
5	4-1	BEL	21 ENGELS A.(Penalty shot)
5	4-2	CHN	7 CHEN C.(Long)
6	5-2	BEL	18 AMORGASTE K.(Long)
7	5-3	CHN	6 FU J.(Near)
9	6-3	BEL	21 ENGELS A.(Medium)
10	7-3	BEL	46 STRUYF B.(Long)
11		CHN	11 ZHANG G. → 15 LI I.
12	8-3	BEL	24 IMPENS L.(Medium)
12	9-3	BEL	18 AMORGASTE K.(Running-In)
12	9-4	CHN	17 XIAO R.(Long)
13	10-4	BEL	8 DENIS L.(Medium)
14	11-4	BEL	9 SEYS S.(Near)
14	12-4	BEL	24 IMPENS L.(Medium)
14		CHN	27 TANG T. → 10 CHEN C.
15	12-5	CHN	5 LI C.(Free pass)
15	13-5	BEL	21 ENGELS A.(Penalty shot)
16	14-5	BEL	18 AMORGASTE K.(Near)
18	15-5	BEL	9 SEYS S.(Medium)
20	16-5	BEL	46 STRUYF B.(Near)
20	17-5	BEL	21 ENGELS A.(Medium)
21	18-5	BEL	18 AMORGASTE K.(Near)
21		BEL	21 ENGELS A. → 3 REYNTJENS S.
21		CHN	7 CHEN C. → 8 HU H.
24	19-5	BEL	18 AMORGASTE K.(Medium)
24		BEL	46 STRUYF B. → 19 SCHOUMACKER C.
26	19-6	CHN	17 XIAO R.(Long)
26	20-6	BEL	3 REYNTJENS S.(Long)
27	20-7	CHN	14 WANG A.(Near)
27	21-7	BEL	18 AMORGASTE K.(Near)
28	22-7	BEL	19 SCHOUMACKER C.(Medium)
28	22-8	CHN	8 HU H.(Penalty shot)
29		CHN	14 WANG A. → 11 ZHANG G.
29		BEL	17 DE VOGELAERE J. → 20 HARDIES J.
29	23-8	BEL	18 AMORGASTE K.(Near)
30	24-8	BEL	24 IMPENS L.(Medium)
32	24-9	CHN	5 LI C.(Running-In)
32		CHN	17 XIAO R. → 27 TANG T.
33		BEL	24 IMPENS L. → 16 COURTENS L.
34	24-10	CHN	5 LI C.(Long)
35		BEL	4 PAUWELS L. → 5 DRIESEN S.
35		BEL	9 SEYS S. → 7 CALUWE J.
36	25-10	BEL	18 AMORGASTE K.(Medium)
38	25-11	CHN	11 ZHANG G.(Long)
38	26-11	BEL	19 SCHOUMACKER C.(Long)
39	27-11	BEL	3 REYNTJENS S.(Near)

Legend:											
(C)	Captain	A	Attack	D	Defense	EX	Exclusion	F	Female	FP	Free Pass
G.	Gender	G/S	Goals/Shots	LD	Long Distance	M	Male	MD	Medium Distance	MIN	Minutes played
ND	Near Distance	No	Number	Pen	Penalty	Pos	Playing Position	R-in	Running-in	R	Direct Red Card
Y	Yellow Card	YR	Yellow+Red Card								

Timing and Results provided by TISSOT





Start List

Game No: 7

GER vs SUR

Referee: Lukas PAZOUREK (CZE)

Reserve Referee: Tina van GRIMBERGE (BEL)

Assistant Referee: Carlos FARIA (POR)

GER - Germany

Shirt: Red Shorts: Black

No	Name	Gender	Pos	MP	MPG	GPG
2	Johanna TREFFTS	Female		1	40	1/6
3	Johanna GNUTT	Female		1	14	0/4
4	Jana KIERDORF	Female		1		
6	Anna ORTH	Female		1	20	
8	Lea SANDER	Female		1	20	0/3
13	Pascal DEMUTH	Male		1	21	1/6
14	Jan Robert HEMING	Male		1	19	0/3
15	Timon ORTH	Male		1	27	2/2
16	Steffen HEPPEKAUSEN	Male		1	7	1/4
18	Hannah HEILMANN	Female		1	40	1/5
19	Lucas WITTHAUS	Male		1	13	0/2
20	Dag-Bjoern HERING	Male		1	33	0/6
23	Thomas FREUND	Male		1	40	2/8
25	Lea WITTHAUS	Female		1	26	1/6
Coach		Wilco van den BOS (NED)				

GER Played		
PR	BEL	9 - 26
PR	SUR	14 JUL
PR	CHN	15 JUL

SUR - Suriname

Shirt: White

No	Name	Gender	Pos	MP	MPG	GPG
1	Jaleesa CLAVER	Female		1	33	3/12
2	Sandy RAMLAL	Female		1	38	1/6
3	Zane VORM	Female		1	40	4/14
6	Romy BRAUMULLER	Female		1	7	1/1
8	Dyani PFALTZGRAFF	Female		1	2	1/1
9	Tamera van der STELT	Female		1	2	
13	Gerald van DIJK	Male		1	25	5/20
14	Ivan KARSTERS	Male		1	15	0/2
15	Randell van der STEEN	Male		1	36	2/9
16	Delano BRAUMULLER	Male		1	29	1/11
20	Vladimir SLOT	Male		1	40	5/11
21	Wayne STIENSTRA	Male		1	4	0/1
23	Vikash MAHADEW MISSIER	Male		1	11	1/5
24	Sharona van der KOOYE	Female		1	38	1/4
Coach		Riko KRUIT (NED)				

SUR Played		
PR	CHN	25 - 19
PR	GER	14 JUL
PR	BEL	15 JUL

Legend:	(C) Captain	A Attack	D Defense	GPG Goals per Game	MP Matches Played	MPG Minutes per Game
----------------	-------------	----------	-----------	--------------------	-------------------	----------------------

Timing and Results provided by 



Results

Game No: 7

GER 24 - 22 SUR
(7 - 4, 4 - 5, 6 - 6, 7 - 7)

Referee: Lukas PAZOUREK (CZE)
Assistant Referee: Carlos FARIA (POR)

Reserve Referee: Tina van GRIMBERGE (BEL)

GER - Germany

Shirt: Red Shorts: Black Time-out: 39:05

No	Name	G.	Pos	G/S	LD	MD	ND	R-in	FP	Pen	Punishments				
											Y	YR	R		
2	Johanna TREFFTS	F													
3	Johanna GNUTT	F	A	3/7	0/2	2/4	1/1								
4	Jana KIERDORF	F													
6	Anna ORTH	F	A	6/14	2/5	3/5	0/1		1/3						
8	Lea SANDER	F	D	5/8		3/5		1/1	0/1	1/1					
13	Pascal DEMUTH	M		1/5		0/4				1/1					
14	Jan Robert HEMING	M	D	2/4	0/1	0/1	1/1			1/1					
15	Timon ORTH	M	A	1/6	0/1	1/4	0/1								
16	Steffen HEPPEKAUSEN	M	D	1/4	0/1	0/2	1/1								
18	Hannah HEILMANN	F													
19	Lucas WITTHAUS	M	A	1/11	1/8	0/2	0/1								
20	Dag-Bjoern HERING	M													
23	Thomas FREUND	M													
25	Lea WITTHAUS	F	D	4/12	1/2	0/5		1/3		2/2					
Team / Coach															
Totals				24/71	4/20	9/32	3/6	2/4	1/4	5/5					
Coach				Wilco van den BOS (NED)											


SUR - Suriname

Shirt: White Time-out: 38:39

No	Name	G.	Pos	G/S	LD	MD	ND	R-in	FP	Pen	Punishments				
											Y	YR	R		
1	Jaleesa CLAVER	F	A	1/5	0/2	1/2	0/1								
2	Sandy RAMLAL	F	D	0/5		0/1	0/3			0/1					
3	Zane VORM	F	A	1/11		0/6	0/2	0/1		1/2					
6	Romy BRAUMULLER	F													
8	Dyani PFALTZGRAFF	F													
9	Tamera van der STELT	F													
13	Gerald van DIJK	M	D	7/19	4/11	2/5	1/2		0/1						
14	Ivan KARSTERS	M		2/3			0/1			2/2					
15	Randell van der STEEN	M	A	4/8	0/2	0/2	2/2			2/2					
16	Delano BRAUMULLER	M	A	1/10	0/4	1/3			0/3						
20	Vladimir SLOT	M	D	6/27	3/14	1/9			2/4						
21	Wayne STIENSTRA	M													
23	Vikash MAHADEW MISSIER	M													
24	Sharona van der KOOYE	F	D	0/2			0/2								
Team / Coach															
Totals				22/90	7/33	5/28	3/13	0/1	2/8	5/7					
Coach				Riko KRUIT (NED)											

Running Score

MIN	Score	Team No		
1	0-1	SUR	16	BRAUMULLER D.(Medium)
2	1-1	GER	6	ORTH A.(Long)
2	1-2	SUR	13	VAN DIJK G.(Near)
2	2-2	GER	25	WITTHAUS L.(Penalty shot)
4	2-3	SUR	15	VAN DER STEEN R.(Near)
6	3-3	GER	15	ORTH T.(Medium)
8	4-3	GER	8	SANDER L.(Running-In)
9	5-3	GER	14	HEMING J.(Penalty shot)
9	6-3	GER	3	GNUTT J.(Medium)
10	6-4	SUR	15	VAN DER STEEN R.(Penalty shot)
10	7-4	GER	16	HEPPEKAUSEN S.(Near)
11		SUR	2	RAMLAL S.(Penalty shot, missed)
12	7-5	SUR	13	VAN DIJK G.(Long)
16		SUR	3	VORM Z.(Penalty shot, missed)
16	7-6	SUR	15	VAN DER STEEN R.(Near)
16	8-6	GER	6	ORTH A.(Medium)
16	9-6	GER	25	WITTHAUS L.(Penalty shot)
18	9-7	SUR	13	VAN DIJK G.(Medium)
18	10-7	GER	6	ORTH A.(Medium)
19	11-7	GER	3	GNUTT J.(Near)
20	11-8	SUR	13	VAN DIJK G.(Medium)
20		SUR	20	SLOT V. → 14 KARSTERS I.
20	11-9	SUR	14	KARSTERS I.(Penalty shot)
21		SUR	16	BRAUMULLER D. → 20 SLOT V.
21	11-10	SUR	20	SLOT V.(Free pass)
21	12-10	GER	19	WITTHAUS L.(Long)
22	13-10	GER	14	HEMING J.(Near)
22	13-11	SUR	14	KARSTERS I.(Penalty shot)
24	14-11	GER	6	ORTH A.(Long)
27	14-12	SUR	1	CLAVER J.(Medium)
27	15-12	GER	8	SANDER L.(Penalty shot)
27	15-13	SUR	13	VAN DIJK G.(Long)
28	15-14	SUR	20	SLOT V.(Long)
28	15-15	SUR	20	SLOT V.(Free pass)
21		SUR	1	CLAVER J. → 6 BRAUMULLER R.
30		GER	16	HEPPEKAUSEN S. → 13 DEMUTH P.
30	16-15	GER	13	DEMUTH P.(Penalty shot)
30	17-15	GER	25	WITTHAUS L.(Long)
31		SUR	6	BRAUMULLER R. → 1 CLAVER J.
31	17-16	SUR	20	SLOT V.(Long)
31	18-16	GER	6	ORTH A.(Medium)
32	18-17	SUR	13	VAN DIJK G.(Long)
34	19-17	GER	8	SANDER L.(Medium)
36	20-17	GER	6	ORTH A.(Free pass)
36	20-18	SUR	15	VAN DER STEEN R.(Penalty shot)
36		SUR	1	CLAVER J. → 6 BRAUMULLER R.
37	21-18	GER	8	SANDER L.(Medium)
37	21-19	SUR	13	VAN DIJK G.(Long)
38	22-19	GER	3	GNUTT J.(Medium)
39	22-20	SUR	3	VORM Z.(Penalty shot)
39		SUR	14	KARSTERS I. → 23 MAHADEW MISSIER V.
39		SUR		Time out 1
39	23-20	GER	25	WITTHAUS L.(Running-In)
40	24-20	GER	8	SANDER L.(Medium)
40		GER		Time out 1
40	24-21	SUR	20	SLOT V.(Medium)
40	24-22	SUR	20	SLOT V.(Long)


Timing and Results provided by  TISSOT



Results

Game No: 7

Legend:											
(C)	Captain	A	Attack	D	Defense	EX	Exclusion	F	Female	FP	Free Pass
G.	Gender	G/S	Goals/Shots	LD	Long Distance	M	Male	MD	Medium Distance	MIN	Minutes played
ND	Near Distance	No	Number	Pen	Penalty	Pos	Playing Position	R-in	Running-in	R	Direct Red Card
Y	Yellow Card	YR	Yellow+Red Card								

Timing and Results provided by  TISSOT





Start List

Game No: 9

CHN vs GER

Referee: Tina van GRIMBERGE (BEL)

Reserve Referee: Carlos FARIA (POR)

Assistant Referee: Lukas PAZOUREK (CZE)

CHN - People's Republic of China

Shirt: Red Shorts: Black

No	Name	Gender	Pos	MP	MPG	GPG
1	Maria ZHANG	Female	D	2		
2	Jammy ZHAO	Female		2	44	4/11
3	Sunny WANG	Female	D	2	80	4/29
5	Cindy LI	Female	A	2	55	3/18
6	Joy FU	Female		2	64	3/15
7	Cici CHEN	Female	A	2	57	7/20
8	Hanna HU	Female		2	20	1/2
10	Cliff CHEN	Male		2	31	0/3
11	Griffin ZHANG	Male	D	2	62	3/12
14	Austin WANG	Male	D	2	68	2/9
15	Issac LI	Male		2	29	0/3
17	Ricky XIAO	Male	A	2	71	2/13
27	Travis TANG	Male	A	2	59	1/7
Coach		Xiangcheng MA				

CHN Played		
PR	SUR	19 - 25
PR	BEL	11 - 27
PR	GER	15 JUL


GER - Germany

Shirt: White Shorts: Black

No	Name	Gender	Pos	MP	MPG	GPG
2	Johanna TREFFTS	Female		2	40	1/6
3	Johanna GNUTT	Female	A	2	54	3/11
4	Jana KIERDORF	Female		2		
6	Anna ORTH	Female	A	2	60	6/14
8	Lea SANDER	Female	D	2	60	5/11
13	Pascal DEMUTH	Male	D	2	32	2/11
14	Jan Robert HEMING	Male	D	2	59	2/7
15	Timon ORTH	Male	A	2	67	3/8
16	Steffen HEPPEKAUSEN	Male		2	36	2/8
18	Hannah HEILMANN	Female		2	40	1/5
19	Lucas WITTHAUS	Male	A	2	53	1/13
20	Dag-Bjoern HERING	Male		2	33	0/6
23	Thomas FREUND	Male		2	40	2/8
25	Lea WITTHAUS	Female	D	2	66	5/18
Coach		Wilco van den BOS (NED)				

GER Played		
PR	BEL	9 - 26
PR	SUR	24 - 22
PR	CHN	15 JUL

Legend:	(C) Captain	A Attack	D Defense	GPG Goals per Game	MP Matches Played	MPG Minutes per Game
----------------	-------------	----------	-----------	--------------------	-------------------	----------------------

Timing and Results provided by  TISSOT



Results

Game No: 9

CHN 8 - 18 GER
(2 - 2, 4 - 8, 1 - 4, 1 - 4)

Referee: Tina van GRIMBERGE (BEL)
Assistant Referee: Lukas PAZOUREK (CZE)

Reserve Referee: Carlos FARIA (POR)

CHN - People's Republic of China											Running Score			
No	Name	G.	Pos	G/S	LD	MD	ND	R-in	FP	Pen	Punishments			
											Y	YR	R	
1	Maria ZHANG	F	D	2/6	0/1			0/2	1/1	1/2				
2	Jammy ZHAO	F		0/1	0/1									
3	Sunny WANG	F	D	0/8	0/5	0/2	0/1							
5	Cindy LI	F	A	0/2		0/2								
6	Joy FU	F		0/5	0/3	0/2								
7	Cici CHEN	F	A	2/13	0/3	1/3	1/4		0/3					
8	Hanna HU	F												
10	Cliff CHEN	M												
11	Griffin ZHANG	M	D	0/9	0/3	0/4	0/2							
14	Austin WANG	M	D	1/11	1/9	0/1	0/1							
15	Issac LI	M												
17	Ricky XIAO	M	A	2/17	1/13	1/3	0/1							
27	Travis TANG	M	A	1/6	1/6									
Team / Coach														
Totals				8/78	3/44	2/17	1/11	1/1	1/5					
Coach				Xiangcheng MA										

MIN	Score	Team No		
2	0-1	GER	6	ORTH A.(Penalty shot)
4	1-1	CHN	27	TANG T.(Long)
5	1-2	GER	8	SANDER L.(Medium)
8	2-2	CHN	14	WANG A.(Long)
10		CHN	5	LI C. → 2 ZHAO J.
14	2-3	GER	19	WITTHAUS L.(Medium)
14	3-3	CHN	7	CHEN C.(Near)
14	3-4	GER	25	WITTHAUS L.(Long)
14	4-4	CHN	1	ZHANG M.(Running-In)
14		CHN	2	ZHAO J. → 5 LI C.
14	4-5	GER	19	WITTHAUS L.(Medium)
15	4-6	GER	6	ORTH A.(Long)
17	4-7	GER	14	HEMING J.(Near)
18	4-8	GER	8	SANDER L.(Medium)
19	5-8	CHN	17	XIAO R.(Long)
19	5-9	GER	3	GNUTT J.(Long)
20	5-10	GER	8	SANDER L.(Free pass)
20	6-10	CHN	1	ZHANG M.(Free pass)
21	6-11	GER	15	ORTH T.(Medium)
22	6-12	GER	19	WITTHAUS L.(Medium)
24		CHN	5	LI C. → 6 FU J.
25		CHN	27	TANG T. → 15 LI I.
27	6-13	GER	13	DEMUTH P.(Penalty shot)
28	6-14	GER	13	DEMUTH P.(Long)
29		CHN		Time out 1
29		GER	19	WITTHAUS L.(Penalty shot, missed)
30	7-14	CHN	7	CHEN C.(Medium)
34	8-14	CHN	17	XIAO R.(Medium)
34		CHN	15	LI I. → 27 TANG T.
34		GER	13	DEMUTH P. → 23 FREUND T.
36	8-15	GER	8	SANDER L.(Free pass)
38	8-16	GER	8	SANDER L.(Penalty shot)
38		GER	6	ORTH A. → 2 TREFFTS J.
40	8-17	GER	15	ORTH T.(Medium)
40	8-18	GER	15	ORTH T.(Long)

GER - Germany														
No	Name	G.	Pos	G/S	LD	MD	ND	R-in	FP	Pen	Punishments			
											Y	YR	R	
2	Johanna TREFFTS	F		0/5		0/5								
3	Johanna GNUTT	F	A	1/2	1/1		0/1							
4	Jana KIERDORF	F												
6	Anna ORTH	F	A	2/11	1/4	0/4	0/1	0/1		1/1				
8	Lea SANDER	F	D	5/14		2/9	0/1		2/3	1/1				
13	Pascal DEMUTH	M	D	2/7	1/4	0/1	0/1			1/1				
14	Jan Robert HEMING	M	D	1/11	0/3	0/4	1/4							
15	Timon ORTH	M	A	3/6	1/2	2/2	0/1		0/1					
16	Steffen HEPPEKAUSEN	M												
18	Hannah HEILMANN	F												
19	Lucas WITTHAUS	M	A	3/23	0/15	3/6		0/1		0/1				
20	Dag-Bjoern HERING	M												
23	Thomas FREUND	M		0/2		0/2								
25	Lea WITTHAUS	F	D	1/18	1/4	0/12	0/1	0/1						
Team / Coach														
Totals				18/99	5/33	7/45	1/10	0/3	2/4	3/4				
Coach				Wilco van den BOS (NED)										

Legend:											
(C)	Captain	A	Attack	D	Defense	EX	Exclusion	F	Female	FP	Free Pass
G.	Gender	G/S	Goals/Shots	LD	Long Distance	M	Male	MD	Medium Distance	MIN	Minutes played
ND	Near Distance	No	Number	Pen	Penalty	Pos	Playing Position	R-in	Running-in	R	Direct Red Card
Y	Yellow Card	YR	Yellow+Red Card								

Timing and Results provided by TISSOT





Start List

Game No: 12

BEL vs SUR

Referee: Steve JONES (GBR)
Assistant Referee: Peter van der TERP (NED)

Reserve Referee: Dan-Lin HUANG (TPE)

BEL - Belgium

Shirt: Red Shorts: Black

No	Name	Gender	Pos	MP	MPG	GPG
3	Stien REYNTJENS	Female	A	2	60	4/19
4	Lisa PAUWELS	Female		2	44	1/9
5	Shiara DRIESEN	Female	A	2	36	1/6
7	Julie CALUWE	Female	D	2	36	4/20
8	Lauren DENIS	Female	D	2	60	3/9
9	Saar SEYS	Female		2	44	4/16
16	Lars COURTENS	Male	D	2	46	5/20
17	Jordan de VOGELAERE	Male		2	50	1/9
18	Kian AMORGASTE	Male	A	2	56	9/30
19	Cedric SCHOUMACKER	Male	A	2	36	5/14
20	Jari HARDIES	Male	D	2	43	3/10
21	Amber ENGELS	Female		2	40	6/18
24	Lennert IMPENS	Male		2	41	3/20
46	Brent STRUYF	Male		2	48	4/21
Coach		Detlef ELEWAUT				

BEL Played		
PR	GER	26 - 9
PR	CHN	27 - 11
PR	SUR	15 JUL


SUR - Suriname

Shirt: White Shorts: White

No	Name	Gender	Pos	MP	MPG	GPG
1	Jaleesa CLAVER	Female	A	2	58	4/17
2	Sandy RAMLAL	Female		2	78	1/11
3	Zane VORM	Female		2	80	5/25
6	Romy BRAUMULLER	Female	D	2	22	1/1
8	Dyani PFALTZGRAFF	Female	D	2	2	1/1
9	Tamera van der STELT	Female	A	2	2	
13	Gerald van DIJK	Male		2	65	12/39
14	Ivan KARSTERS	Male	A	2	35	2/5
15	Randell van der STEEN	Male		2	76	6/17
16	Delano BRAUMULLER	Male	D	2	49	2/21
20	Vladimir SLOT	Male		2	79	11/38
21	Wayne STIENSTRA	Male	D	2	4	0/1
23	Vikash MAHADEW MISSIER	Male	A	2	13	1/5
24	Sharona van der KOOYE	Female		2	78	1/6
Coach		Riko KRUIT (NED)				

SUR Played		
PR	CHN	25 - 19
PR	GER	22 - 24
PR	BEL	15 JUL

Legend:	(C) Captain	A Attack	D Defense	GPG Goals per Game	MP Matches Played	MPG Minutes per Game
----------------	-------------	----------	-----------	--------------------	-------------------	----------------------

Timing and Results provided by 





Results

Game No: 12

BEL 29 - 14 SUR
(7 - 2, 7 - 1, 8 - 5, 7 - 6)

Referee: Steve JONES (GBR)
Assistant Referee: Peter van der TERP (NED)

Reserve Referee: Dan-Lin HUANG (TPE)

BEL - Belgium

Shirt: Red Shorts: Black Time-out: -

No	Name	G.	Pos	G/S	LD	MD	ND	R-in	FP	Pen	Punishments			
											Y	YR	R	
3	Stien REYNTJENS	F	A	5/18	2/10	3/7		0/1						
4	Lisa PAUWELS	F		0/3		0/3								
5	Shiara DRIESEN	F	A	1/5	1/3	0/2								
7	Julie CALUWE	F	D	4/14	0/3	1/5	0/1	0/1	3/4					
8	Lauren DENIS	F	D	1/9	1/7	0/1		0/1						
9	Saar SEYS	F		2/6	0/1	1/4				1/1				
16	Lars COURTENS	M	D	3/12	3/11	0/1								
17	Jordan de VOGELAERE	M		0/3	0/3									
18	Kian AMORGASTE	M	A	3/12	2/4	1/6		0/1	0/1					
19	Cedric SCHOUMACKER	M	A	4/11	1/5	3/4	0/1	0/1						
20	Jari HARDIES	M	D	2/5	0/2	2/3								
21	Amber ENGELS	F		1/3	1/2					0/1				
24	Lennert IMPENS	M		2/4		2/4								
46	Brent STRUYF	M		1/2	0/1	1/1								
Team / Coach														
Totals				29/107	11/52	14/41	0/2	0/5	3/5	1/2				
Coach				Detlef ELEWAUT										

SUR - Suriname

Shirt: White Shorts: White Time-out: -

No	Name	G.	Pos	G/S	LD	MD	ND	R-in	FP	Pen	Punishments			
											Y	YR	R	
1	Jaleesa CLAVER	F	A	0/3	0/3									
2	Sandy RAMLAL	F												
3	Zane VORM	F		2/8	2/6	0/1		0/1						
6	Romy BRAUMULLER	F	D	1/7	0/5	1/2								
8	Dyani PFALTZGRAFF	F	D											
9	Tamera van der STELT	F	A	0/2	0/2									
13	Gerald van DIJK	M												
14	Ivan KARSTERS	M	A	3/12	1/8	1/2		1/2						
15	Randell van der STEEN	M		2/4	2/4									
16	Delano BRAUMULLER	M	D	4/7	1/3	0/1		1/1		2/2				
20	Vladimir SLOT	M												
21	Wayne STIENSTRA	M	D	2/17	2/14	0/3								
23	Vikash MAHADEW MISSIER	M	A	0/6	0/3	0/1			0/2					
24	Sharona van der KOOYE	F		0/1		0/1								
Team / Coach														
Totals				14/67	8/48	2/11		2/4	0/2	2/2				
Coach				Riko KRUIT (NED)										

Running Score


MIN	Score	Team No	
1	1-0	BEL	19 SCHOUMACKER C.(Medium)
3	1-1	SUR	14 KARSTERS I.(Medium)
5	2-1	BEL	7 CALUWE J.(Medium)
5	2-2	SUR	21 STIENSTRA W.(Long)
6	3-2	BEL	18 AMORGASTE K.(Medium)
6	4-2	BEL	5 DRIESEN S.(Long)
7	5-2	BEL	8 DENIS L.(Long)
9	6-2	BEL	16 COURTENS L.(Long)
10	7-2	BEL	19 SCHOUMACKER C.(Long)
13		SUR	1 CLAVER J. → 3 VORM Z.
14	8-2	BEL	18 AMORGASTE K.(Long)
14	8-3	SUR	16 BRAUMULLER D.(Long)
15	9-3	BEL	20 HARDIES J.(Medium)
17	10-3	BEL	3 REYNTJENS S.(Long)
18	11-3	BEL	18 AMORGASTE K.(Long)
19	12-3	BEL	7 CALUWE J.(Free pass)
20	13-3	BEL	20 HARDIES J.(Medium)
20	14-3	BEL	3 REYNTJENS S.(Medium)
21	15-3	BEL	19 SCHOUMACKER C.(Medium)
22	16-3	BEL	16 COURTENS L.(Long)
22	17-3	BEL	16 COURTENS L.(Long)
22	17-4	SUR	3 VORM Z.(Long)
23	18-4	BEL	19 SCHOUMACKER C.(Medium)
23	18-5	SUR	6 BRAUMULLER R.(Medium)
23	19-5	BEL	7 CALUWE J.(Free pass)
25	19-6	SUR	14 KARSTERS I.(Long)
26	20-6	BEL	3 REYNTJENS S.(Medium)
26	20-7	SUR	16 BRAUMULLER D.(Penalty shot)
27	21-7	BEL	7 CALUWE J.(Free pass)
28	21-8	SUR	3 VORM Z.(Long)
29	22-8	BEL	3 REYNTJENS S.(Long)
31		BEL	5 DRIESEN S. → 4 PAUWELS L.
31		BEL	7 CALUWE J. → 9 SEYS S.
31		BEL	8 DENIS L. → 17 DE VOGELAERE J.
31		BEL	16 COURTENS L. → 21 ENGELS A.
31		BEL	18 AMORGASTE K. → 24 IMPENS L.
31		BEL	20 HARDIES J. → 46 STRUYF B.
32		SUR	16 BRAUMULLER D. → 15 VAN DER STEEN R.
33	23-8	BEL	24 IMPENS L.(Medium)
33	23-9	SUR	15 VAN DER STEEN R.(Long)
33	24-9	BEL	21 ENGELS A.(Long)
33	24-10	SUR	14 KARSTERS I.(Running-In)
34	25-10	BEL	9 SEYS S.(Medium)
34	25-11	SUR	21 STIENSTRA W.(Long)
36		BEL	21 ENGELS A.(Penalty shot, missed)
36		SUR	14 KARSTERS I. → 16 BRAUMULLER D.
36		SUR	3 VORM Z. → 24 VAN DER KOOYE S.
37	26-11	BEL	3 REYNTJENS S.(Medium)
37	27-11	BEL	46 STRUYF B.(Medium)
38	27-12	SUR	15 VAN DER STEEN R.(Long)
38	28-12	BEL	9 SEYS S.(Penalty shot)
38	28-13	SUR	16 BRAUMULLER D.(Penalty shot)
39	28-14	SUR	16 BRAUMULLER D.(Running-In)
40	29-14	BEL	24 IMPENS L.(Medium)



Results

Game No: 12

Legend:											
(C)	Captain	A	Attack	D	Defense	EX	Exclusion	F	Female	FP	Free Pass
G.	Gender	G/S	Goals/Shots	LD	Long Distance	M	Male	MD	Medium Distance	MIN	Minutes played
ND	Near Distance	No	Number	Pen	Penalty	Pos	Playing Position	R-in	Running-in	R	Direct Red Card
Y	Yellow Card	YR	Yellow+Red Card								

Timing and Results provided by  TISSOT





Start List

Game No: 2

NED vs POR

Referee: Lukas PAZOUREK (CZE)

Reserve Referee: Steve JONES (GBR)

Assistant Referee: Tan-Lin HUANG (TPE)

NED - Netherlands

Shirt: Orange

No	Name	Gender	Pos	MP	MPG	GPG
1	Jessica LOKHORST	Female				
2	Esther CORDUS	Female				
3	Barbara BROUWER	Female	D			
4	Brett ZUIJDWEGT	Female	A			
5	Sanne van der WERFF	Female				
7	Daan PREUNINGER	Male	A			
9	Fleur HOEK	Female	A			
11	Olav van WIJNGAARDEN	Male				
12	Terrenc GRIEMINK	Male	D			
14	Harjan VISSCHER	Male				
16	Alwin OUT	Male				
17	Laurens LEEUWENHOEK	Male	A			
19	Jelmer JONKER	Male	D			
20	Anouk HAARS	Female	D			
Coach Jan NIEBEEK						

NED Played		
PR	POR	13 JUL
PR	TPE	14 JUL
PR	CZE	15 JUL

POR - Portugal

Shirt: Black Shorts: Black

No	Name	Gender	Pos	MP	MPG	GPG
1	Ines SANTOS	Female	A			
2	Catarina FRADE	Female				
4	Luise RUIVO	Female	D			
5	Isabel ALMEIDA	Female	D			
6	Sofia GOMES	Female				
7	Catarina CORREIA	Female	A			
8	Beatriz GUITA	Female				
9	Tomas LOURENCO	Male				
10	Tiago LUZ	Male	D			
11	Hugo FERNANDES	Male	D			
12	Joao ALMEIDA	Male	A			
13	Sebastiao CONDADO	Male				
15	Pedro CORREIA	Male				
16	Julio RUIVO	Male	A			
Coach Rui MALCATA						

POR Played		
PR	NED	13 JUL
PR	CZE	14 JUL
PR	TPE	15 JUL

Legend:	(C) Captain	A Attack	D Defense	GPG Goals per Game	MP Matches Played	MPG Minutes per Game
----------------	-------------	----------	-----------	--------------------	-------------------	----------------------

Timing and Results provided by 



Results

Game No: 2

NED 29 - 13 POR
(6 - 2, 7 - 4, 7 - 1, 9 - 6)

Referee: Lukas PAZOUREK (CZE)
Assistant Referee: Tan-Lin HUANG (TPE)

Reserve Referee: Steve JONES (GBR)

NED - Netherlands

Shirt: Orange

Time-out: -

No	Name	G.	Pos	G/S	LD	MD	ND	R-in	FP	Pen	Punishments			
											Y	YR	R	
1	Jessica LOKHORST	F		1/5	0/1	1/2	0/1			0/1				
2	Esther CORDUS	F		4/6	1/1	0/2		3/3						
3	Barbara BROUWER	F	D	3/11	2/9					1/2				
4	Brett ZUIJDWEGT	F	A	2/6	1/4	1/2								
5	Sanne van der WERFF	F		0/1		0/1								
7	Daan PREUNINGER	M	A	1/9	0/5	1/1	0/2			0/1				
9	Fleur HOEK	F	A	3/11	2/6	0/3	1/1			0/1				
11	Olav van WIJNGAARDEN	M												
12	Terrenc GRIEMINK	M	D	3/8	0/3	2/2	1/2			0/1				
14	Harjan VISSCHER	M		2/4	2/4									
16	Alwin OUT	M		1/5	0/4		1/1							
17	Laurens LEEUWENHOEK	M	A	2/9	2/6	0/3								
19	Jelmer JONKER	M	D	6/15	3/8	1/4	1/2			1/1				
20	Anouk HAARS	F	D	1/6	0/2	0/2			1/2					
Team / Coach														
Totals				29/96	13/53	6/22	4/9	3/3	1/2	2/7				
Coach				Jan NIEBEEK										

POR - Portugal

Shirt: Black

Shorts: Black

Time-out: -

No	Name	G.	Pos	G/S	LD	MD	ND	R-in	FP	Pen	Punishments			
											Y	YR	R	
1	Ines SANTOS	F	A	0/4		0/1	0/2		0/1					
2	Catarina FRADE	F		2/3			2/2			0/1				
4	Luise RUIVO	F	D	2/3		1/1	0/1			1/1				
5	Isabel ALMEIDA	F	D	1/6		1/4			0/1	0/1				
6	Sofia GOMES	F												
7	Catarina CORREIA	F	A	0/6	0/3	0/2	0/1							
8	Beatriz GUITA	F		2/2			1/1		1/1					
9	Tomas LOURENCO	M		1/3		1/3								
10	Tiago LUZ	M	D	0/2	0/1					0/1				
11	Hugo FERNANDES	M	D	1/5	1/5									
12	Joao ALMEIDA	M	A	3/3		1/1		2/2						
13	Sebastiao CONDADO	M		1/8	0/4	1/3	0/1							
15	Pedro CORREIA	M												
16	Julio RUIVO	M	A	0/2	0/2									
Team / Coach														
Totals				13/47	1/15	5/15	3/8	2/2	1/3	1/4				
Coach				Rui MALCATA										

Running Score

MIN	Score	Team No		
2	0-1	POR	12	ALMEIDA J.(Running-In)
3		NED	7	PREUNINGER D.(Penalty shot, missed)
4	1-1	NED	17	LEEUWENHOEK L.(Long)
5		POR	5	ALMEIDA I.(Penalty shot, missed)
6		NED	3	BROUWER B.(Penalty shot, missed)
7		NED	12	GRIEMINK T.(Penalty shot, missed)
7	1-2	POR	5	ALMEIDA I.(Medium)
7	2-2	NED	19	JONKER J.(Long)
8	3-2	NED	9	HOEK F.(Long)
8	4-2	NED	9	HOEK F.(Long)
8		POR	10	LUZ T.(Penalty shot, missed)
10	5-2	NED	19	JONKER J.(Penalty shot)
10	6-2	NED	19	JONKER J.(Long)
13		NED	9	HOEK F.(Penalty shot, missed)
14	7-2	NED	4	ZUIJDWEGT B.(Medium)
14	7-3	POR	12	ALMEIDA J.(Medium)
15	8-3	NED	12	GRIEMINK T.(Medium)
15	8-4	POR	4	RUIVO L.(Penalty shot)
15	9-4	NED	17	LEEUWENHOEK L.(Long)
15	10-4	NED	9	HOEK F.(Near)
16	10-5	POR	11	FERNANDES H.(Long)
16	11-5	NED	19	JONKER J.(Near)
17	11-6	POR	12	ALMEIDA J.(Running-In)
19		POR	16	RUIVO J. → 13 CONDADO S.
19		POR	10	LUZ T. → 16 RUIVO J.
20	12-6	NED	7	PREUNINGER D.(Medium)
20	13-6	NED	20	HAARS A.(Free pass)
21		NED	7	PREUNINGER D. → 16 OUT A.
21	14-6	NED	19	JONKER J.(Medium)
23	15-6	NED	16	OUT A.(Near)
24	16-6	NED	4	ZUIJDWEGT B.(Long)
25	17-6	NED	12	GRIEMINK T.(Near)
26	18-6	NED	3	BROUWER B.(Long)
27	19-6	NED	3	BROUWER B.(Long)
29		NED	20	HAARS A. → 2 CORDUS E.
29		NED	17	LEEUWENHOEK L. → 14 VISSCHER H.
29	20-6	NED	14	VISSCHER H.(Long)
30	20-7	POR	4	RUIVO L.(Medium)
30		POR	7	CORREIA C. → 8 GUITA B.
30		POR	12	ALMEIDA J. → 15 CORREIA P.
31		NED	2	CORDUS E. → 1 LOKHORST J.
31		NED	9	HOEK F. → 5 VAN DER WERFF S.
31	21-7	NED	3	BROUWER B.(Penalty shot)
31		NED	3	BROUWER B. → 2 CORDUS E.
31	22-7	NED	2	CORDUS E.(Running-In)
32	23-7	NED	2	CORDUS E.(Running-In)
32		POR	4	RUIVO L. → 2 FRADE C.
32		POR	16	RUIVO J. → 9 LOURENCO T.
32		POR	2	FRADE C.(Penalty shot, missed)
32		NED	4	ZUIJDWEGT B. → 3 BROUWER B.
32		NED	1	LOKHORST J.(Penalty shot, missed)
35	24-7	NED	1	LOKHORST J.(Medium)
35		POR	1	SANTOS I. → 6 GOMES S.
35	24-8	POR	2	FRADE C.(Near)
36	24-9	POR	8	GUITA B.(Free pass)
37	25-9	NED	14	VISSCHER H.(Long)
37	25-10	POR	2	FRADE C.(Near)
37	26-10	NED	19	JONKER J.(Long)
37	26-11	POR	13	CONDADO S.(Medium)

Timing and Results provided by TISSOT




Results

Game No: 2

38	27-11	NED	2	CORDUS E.(Long)
39	28-11	NED	12	GRIEMINK T.(Medium)
39	28-12	POR	9	LOURENCO T.(Medium)
39	29-12	NED	2	CORDUS E.(Running-In)
39	29-13	POR	8	GUITA B.(Near)

Legend:

(C)	Captain	A	Attack	D	Defense	EX	Exclusion	F	Female	FP	Free Pass
G.	Gender	G/S	Goals/Shots	LD	Long Distance	M	Male	MD	Medium Distance	MIN	Minutes played
ND	Near Distance	No	Number	Pen	Penalty	Pos	Playing Position	R-in	Running-in	R	Direct Red Card
Y	Yellow Card	YR	Yellow+Red Card								

Timing and Results provided by  TISSOT





Start List

Game No: 3

TPE vs CZE

Referee: Steve JONES (GBR)
Assistant Referee: Tina van GRIMBERGE (BEL)

Reserve Referee: Peter van der TERP (NED)

TPE - Chinese Taipei

Shirt: Yellow Shorts: Black

No	Name	Gender	Pos	MP	MPG	GPG
1	Ya-Wen LIN	Female	A			
5	Cin CHEN	Female	D			
6	Chien-Chin PENG	Female				
7	Shu-Chi CHANG	Female				
8	Yi-Wen WANG	Female				
9	Kai-Yeh LO	Female	D			
10	Ya-Han CHAN	Female	A			
11	Chun-Hsien WU	Male	D			
12	Chieh-Sheng CHANG	Male				
13	Han-Sheng CHIU	Male				
15	Chun-Ta CHEN	Male	A			
16	Wei-Jhe TAI	Male	A			
17	Chen-Yu KAO	Male				
19	Tzu-Yao HUANG	Male	D			
Coach		Fang-Yi HSIEH				

TPE Played		
PR	CZE	13 JUL
PR	NED	14 JUL
PR	POR	15 JUL


CZE - Czech Republic

Shirt: Red Shorts: Black

No	Name	Gender	Pos	MP	MPG	GPG
2	Dominika DRABKOVA	Female				
4	Vendula JEMELIKOVA	Female	D			
6	Eliska ZIEGLEROVA	Female	A			
7	Klara NOVAKOVA	Female				
8	Sara SAHATCIU	Female	D			
11	Nela KUBU	Female	A			
28	Rostislav KORTUS	Male				
30	Petr SNAJDR	Male	D			
33	Petr PESAK	Male	A			
34	Jan TOUFAR	Male				
35	Alexandr VYROUBAL	Male	D			
36	Petr GALICEK	Male	A			
37	Vlastimil KREJCI	Male				
Coach		Ivo KRACIK				

CZE Played		
PR	TPE	13 JUL
PR	POR	14 JUL
PR	NED	15 JUL

Legend:	(C) Captain	A Attack	D Defense	GPG Goals per Game	MP Matches Played	MPG Minutes per Game
----------------	-------------	----------	-----------	--------------------	-------------------	----------------------

Timing and Results provided by  TISSOT





Results

Game No: 3

TPE 21 - 17 CZE
(5 - 1, 6 - 9, 5 - 5, 5 - 2)

Referee: Steve JONES (GBR)

Reserve Referee: Peter van der TERP (NED)

Assistant Referee: Tina van GRIMBERGE (BEL)

TPE - Chinese Taipei															
Shirt: Yellow Shorts: Black Time-out: -															
No	Name	G.	Pos	G/S	LD	MD	ND	R-in	FP	Pen	Punishments				
											Y	YR	R		
1	Ya-Wen LIN	F	A	9/19	2/3	0/3	2/3	2/2	1/6	2/2					
5	Cin CHEN	F	D	3/10	0/2	2/6			1/2						
6	Chien-Chin PENG	F													
7	Shu-Chi CHANG	F		0/3	0/1		0/1		0/1						
8	Yi-Wen WANG	F													
9	Kai-Yeh LO	F	D	2/7	1/4	1/2			0/1						
10	Ya-Han CHAN	F	A	0/1		0/1									
11	Chun-Hsien WU	M	D	4/11	1/6	1/3	1/1		1/1						
12	Chieh-Sheng CHANG	M													
13	Han-Sheng CHIU	M		0/1	0/1										
15	Chun-Ta CHEN	M	A	3/10	1/5	1/2	0/1		0/1	1/1					
16	Wei-Jhe TAI	M	A	0/6	0/3	0/2	0/1								
17	Chen-Yu KAO	M		0/4	0/1	0/3									
19	Tzu-Yao HUANG	M	D	0/2		0/1				0/1					
Team / Coach															
Totals				21/74	5/26	5/23	3/7	2/2	3/12	3/4					
Coach		Fang-Yi Hsieh													

Running Score													
MIN	Score	Team No											
1	1-0	TPE	1	LIN Y.(Long)									
5	2-0	TPE	1	LIN Y.(Long)									
6	3-0	TPE	11	WU C.(Long)									
8	4-0	TPE	5	CHEN C.(Medium)									
10	5-0	TPE	15	CHEN C.(Medium)									
10	5-1	CZE	36	GALICEK P.(Near)									
11	5-2	CZE	35	VYROUBAL A.(Free pass)									
11	5-3	CZE	30	SNAJDR P.(Near)									
11	6-3	TPE	1	LIN Y.(Free pass)									
12	6-4	CZE	36	GALICEK P.(Long)									
12	7-4	TPE	11	WU C.(Near)									
12	7-5	CZE	35	VYROUBAL A.(Medium)									
16	7-6	CZE	6	ZIEGLEROVA E.(Near)									
17	8-6	TPE	15	CHEN C.(Long)									
17	9-6	TPE	11	WU C.(Medium)									
18	10-6	TPE	9	LO K.(Medium)									
18	10-7	CZE	36	GALICEK P.(Medium)									
18	10-8	CZE	33	PESAK P.(Near)									
19	10-9	CZE	35	VYROUBAL A.(Near)									
20	10-10	CZE	35	VYROUBAL A.(Long)									
20	11-10	TPE	1	LIN Y.(Running-In)									
21	12-10	TPE	1	LIN Y.(Penalty shot)									
21	12-11	CZE	35	VYROUBAL A.(Penalty shot)									
22	12-12	CZE	35	VYROUBAL A.(Free pass)									
22		TPE	10	CHAN Y. → 7 CHANG S.									
22		TPE	16	TAI W. → 17 KAO C.									
23		CZE	35	VYROUBAL A. → 28 KORTUS R.									
24	12-13	CZE	33	PESAK P.(Near)									
25	13-13	TPE	1	LIN Y.(Penalty shot)									
25		CZE	28	KORTUS R. → 35 VYROUBAL A.									
25		CZE	11	KUBU N. → 2 DRABKOVA D.									
25	14-13	TPE	5	CHEN C.(Free pass)									
26	14-14	CZE	35	VYROUBAL A.(Running-In)									
26	14-15	CZE	6	ZIEGLEROVA E.(Medium)									
27	15-15	TPE	1	LIN Y.(Near)									
27	16-15	TPE	11	WU C.(Free pass)									
31		TPE	19	HUANG T.(Penalty shot, missed)									
33		TPE	11	WU C. → 13 CHIU H.									
34	17-15	TPE	9	LO K.(Long)									
34		CZE	35	VYROUBAL A. → 28 KORTUS R.									
36	18-15	TPE	1	LIN Y.(Near)									
37	19-15	TPE	1	LIN Y.(Running-In)									
37	20-15	TPE	5	CHEN C.(Medium)									
37	20-16	CZE	30	SNAJDR P.(Near)									
38		CZE	33	PESAK P. → 37 KREJCI V.									
38	21-16	TPE	15	CHEN C.(Penalty shot)									
40	21-17	CZE	36	GALICEK P.(Running-In)									
40		TPE	1	LIN Y. → 10 CHAN Y.									

CZE - Czech Republic															
Shirt: Red Shorts: Black Time-out: -															
No	Name	G.	Pos	G/S	LD	MD	ND	R-in	FP	Pen	Punishments				
											Y	YR	R		
2	Dominika DRABKOVA	F													
4	Vendula JEMELIKOVA	F	D	0/2	0/2										
6	Eliska ZIEGLEROVA	F	A	2/9	0/2	1/6	1/1								
7	Klara NOVAKOVA	F													
8	Sara SAHATCIU	F	D	0/2	0/1	0/1									
11	Nela KUBU	F	A	0/5		0/3	0/1	0/1							
28	Rostislav KORTUS	M													
30	Petr SNAJDR	M	D	2/10	0/4	0/2	2/4								
33	Petr PESAK	M	A	2/9	0/2	0/3	2/4								
34	Jan TOUFAR	M													
35	Alexandr VYROUBAL	M	D	7/14	1/2	1/5	1/2	1/1	2/3	1/1					
36	Petr GALICEK	M	A	4/17	1/5	1/7	1/4	1/1							
37	Vlastimil KREJCI	M													
Team / Coach															
Totals				17/68	2/18	3/27	7/16	2/3	2/3	1/1					
Coach		Ivo KRACIK													

Legend:											
(C)	Captain	A	Attack	D	Defense	EX	Exclusion	F	Female	FP	Free Pass
G.	Gender	G/S	Goals/Shots	LD	Long Distance	M	Male	MD	Medium Distance	MIN	Minutes played
ND	Near Distance	No	Number	Pen	Penalty	Pos	Playing Position	R-in	Running-in	R	Direct Red Card
Y	Yellow Card	YR	Yellow+Red Card								

Timing and Results provided by TISSOT



Start List

Game No: 5

NED vs TPE

Referee: Tina van GRIMBERGE (BEL)
Assistant Referee: Carlos FARIA (POR)

Reserve Referee: Lukas PAZOUREK (CZE)

NED - Netherlands

Shirt: Black Shorts: Black

No	Name	Gender	Pos	MP	MPG	GPG
1	Jessica LOKHORST	Female	A	1	10	1/5
2	Esther CORDUS	Female		1	11	4/6
3	Barbara BROUWER	Female		1	39	3/11
4	Brett ZUIJDWEGT	Female	D	1	32	2/6
5	Sanne van der WERFF	Female	A	1	10	0/1
7	Daan PREUNINGER	Male	D	1	20	1/9
9	Fleur HOEK	Female	D	1	30	3/11
11	Olav van WIJNGAARDEN	Male	A	1		
12	Terrenc GRIEMINK	Male		1	40	3/8
14	Harjan VISSCHER	Male	A	1	12	2/4
16	Alwin OUT	Male		1	20	1/5
17	Laurens LEEUWENHOEK	Male	D	1	28	2/9
19	Jelmer JONKER	Male		1	40	6/15
20	Anouk HAARS	Female		1	28	1/6
Coach Jan NIEBEEK						

NED Played		
PR	POR	29 - 13
PR	TPE	14 JUL
PR	CZE	15 JUL


TPE - Chinese Taipei

Shirt: Yellow Shorts: Black

No	Name	Gender	Pos	MP	MPG	GPG
1	Ya-Wen LIN	Female		1	39	9/19
5	Cin CHEN	Female		1	40	3/10
6	Chien-Chin PENG	Female	A	1		
7	Shu-Chi CHANG	Female	A	1	18	0/3
8	Yi-Wen WANG	Female	D	1		
9	Kai-Yeh LO	Female		1	40	2/7
10	Ya-Han CHAN	Female	D	1	22	0/1
11	Chun-Hsien WU	Male		1	32	4/11
12	Chieh-Sheng CHANG	Male	D	1		
13	Han-Sheng CHIU	Male	A	1	8	0/1
15	Chun-Ta CHEN	Male		1	40	3/10
16	Wei-Jhe TAI	Male	D	1	22	0/6
17	Chen-Yu KAO	Male	A	1	18	0/4
19	Tzu-Yao HUANG	Male		1	40	0/2
Coach Fang-Yi HSIEH						

TPE Played		
PR	CZE	21 - 17
PR	NED	14 JUL
PR	POR	15 JUL

Legend:	(C) Captain	A Attack	D Defense	GPG Goals per Game	MP Matches Played	MPG Minutes per Game
----------------	-------------	----------	-----------	--------------------	-------------------	----------------------

Timing and Results provided by  TISSOT





Results

Game No: 5

NED 34 - 18 TPE
(10 - 3, 9 - 3, 9 - 5, 6 - 7)

Referee: Tina van GRIMBERGE (BEL)
Assistant Referee: Carlos FARIA (POR)

Reserve Referee: Lukas PAZOUREK (CZE)

NED - Netherlands

Shirt: Black Shorts: Black Time-out: -


No	Name	G.	Pos	G/S	LD	MD	ND	R-in	FP	Pen	Punishments				
											Y	YR	R		
1	Jessica LOKHORST	F	A	2/8	1/3	1/5									
2	Esther CORDUS	F		0/1		0/1									
3	Barbara BROUWER	F		0/3	0/2	0/1									
4	Brett ZUIJDWEGT	F	D	2/6	1/3	0/2	1/1								
5	Sanne van der WERFF	F	A	3/14	0/3	2/6	0/3	0/1		1/1					
7	Daan PREUNINGER	M	D	3/11	1/3	1/5	0/2	1/1							
9	Fleur HOEK	F	D	1/5	1/3	0/2									
11	Olav van WIJNGAARDEN	M	A	9/21	3/13	1/3	1/1	1/1		3/3					
12	Terrenc GRIEMINK	M		1/3		0/2	1/1								
14	Harjan VISSCHER	M	A	4/20	1/10	2/5	0/1	0/1	0/2	1/1					
16	Alwin OUT	M		2/9	2/7	0/2									
17	Laurens LEEUWENHOEK	M	D	6/9	3/6	2/2	1/1								
19	Jelmer JONKER	M		1/4	1/3	0/1									
20	Anouk HAARS	F		0/4	0/2	0/2									
Team / Coach															
Totals				34/118	14/58	9/39	4/10	2/4	0/2	5/5					
Coach		Jan NIEBEEK													

TPE - Chinese Taipei

Shirt: Yellow Shorts: Black Time-out: -

No	Name	G.	Pos	G/S	LD	MD	ND	R-in	FP	Pen	Punishments				
											Y	YR	R		
1	Ya-Wen LIN	F		1/2	1/2										
5	Cin CHEN	F		1/4		0/2			0/1	1/1					
6	Chien-Chin PENG	F	A	0/3	0/2		0/1								
7	Shu-Chi CHANG	F	A	2/5	1/3	1/1	0/1								
8	Yi-Wen WANG	F	D	1/6	1/2	0/2	0/2								
9	Kai-Yeh LO	F		3/5	0/1	2/3			1/1						
10	Ya-Han CHAN	F	D	2/3		1/2	1/1								
11	Chun-Hsien WU	M		0/2	0/1	0/1									
12	Chieh-Sheng CHANG	M	D	2/6	1/4	1/1	0/1								
13	Han-Sheng CHIU	M	A	2/13	1/10	0/1	1/1		0/1						
15	Chun-Ta CHEN	M		2/4	0/1	1/2				1/1					
16	Wei-Jhe TAI	M	D	2/3	1/2	1/1									
17	Chen-Yu KAO	M	A	0/1	0/1										
19	Tzu-Yao HUANG	M													
Team / Coach															
Totals				18/57	6/29	7/16	2/7		1/3	2/2					
Coach		Fang-Yi HsIEH													

Running Score		
MIN	Score	Team No
1	1-0	NED 14 VISSCHER H.(Long)
2	2-0	NED 11 VAN WIJNGAARDEN O.(Penalty shot)
2	3-0	NED 17 LEEUWENHOEK L.(Medium)
3	4-0	NED 7 PREUNINGER D.(Long)
4	5-0	NED 11 VAN WIJNGAARDEN O.(Long)
7	6-0	NED 14 VISSCHER H.(Penalty shot)
7	7-0	NED 17 LEEUWENHOEK L.(Long)
8	7-1	TPE 10 CHAN Y.(Medium)
8	8-1	NED 1 LOKHORST J.(Medium)
8	8-2	TPE 13 CHIU H.(Near)
9	8-3	TPE 16 TAI W.(Medium)
9	9-3	NED 7 PREUNINGER D.(Medium)
10	10-3	NED 11 VAN WIJNGAARDEN O.(Penalty shot)
12	11-3	NED 11 VAN WIJNGAARDEN O.(Long)
13	12-3	NED 4 ZUIJDWEGT B.(Near)
13	13-3	NED 17 LEEUWENHOEK L.(Long)
13	13-4	TPE 13 CHIU H.(Long)
16	14-4	NED 11 VAN WIJNGAARDEN O.(Long)
16	15-4	NED 17 LEEUWENHOEK L.(Near)
17	15-5	TPE 16 TAI W.(Long)
17	16-5	NED 5 VAN DER WERFF S.(Medium)
19	17-5	NED 14 VISSCHER H.(Medium)
19	18-5	NED 4 ZUIJDWEGT B.(Long)
20	18-6	TPE 10 CHAN Y.(Near)
20	19-6	NED 5 VAN DER WERFF S.(Penalty shot)
21		TPE 6 PENG C. → 1 LIN Y.
21		TPE 10 CHAN Y. → 9 LO K.
21		TPE 16 TAI W. → 15 CHEN C.
21		TPE 17 KAO C. → 19 HUANG T.
23	20-6	NED 11 VAN WIJNGAARDEN O.(Penalty shot)
24	21-6	NED 9 HOEK F.(Long)
24	22-6	NED 17 LEEUWENHOEK L.(Medium)
25	22-7	TPE 9 LO K.(Free pass)
25	23-7	NED 11 VAN WIJNGAARDEN O.(Near)
25	23-8	TPE 7 CHANG S.(Medium)
27	24-8	NED 7 PREUNINGER D.(Running-In)
29	25-8	NED 14 VISSCHER H.(Medium)
29	25-9	TPE 7 CHANG S.(Long)
29	26-9	NED 17 LEEUWENHOEK L.(Long)
29	26-10	TPE 15 CHEN C.(Medium)
29		TPE 13 CHIU H. → 11 WU C.
29	27-10	NED 5 VAN DER WERFF S.(Medium)
30	28-10	NED 1 LOKHORST J.(Long)
30	28-11	TPE 8 WANG Y.(Long)
31		NED 1 LOKHORST J. → 2 CORDUS E.
31		NED 4 ZUIJDWEGT B. → 3 BROUWER B.
31		NED 7 PREUNINGER D. → 12 GRIEMINK T.
31		NED 9 HOEK F. → 16 OUT A.
31		NED 14 VISSCHER H. → 19 JONKER J.
31		NED 17 LEEUWENHOEK L. → 20 HAARS A.
31		TPE 7 CHANG S. → 5 CHEN C.
33	29-11	NED 12 GRIEMINK T.(Near)
33	29-12	TPE 9 LO K.(Medium)
33	30-12	NED 11 VAN WIJNGAARDEN O.(Medium)
34	30-13	TPE 12 CHANG C.(Medium)
35	31-13	NED 16 OUT A.(Long)
36	31-14	TPE 9 LO K.(Medium)
37	32-14	NED 11 VAN WIJNGAARDEN O.(Running-In)
37	32-15	TPE 12 CHANG C.(Long)

Timing and Results provided by  TISSOT




Results

Game No: 5

38	33-15	NED	16	OUT A.(Long)
40	34-15	NED	19	JONKER J.(Long)
40	34-16	TPE	5	CHEN C.(Penalty shot)
40	34-17	TPE	15	CHEN C.(Penalty shot)
40	34-18	TPE	1	LIN Y.(Long)

Legend:											
(C)	Captain	A	Attack	D	Defense	EX	Exclusion	F	Female	FP	Free Pass
G.	Gender	G/S	Goals/Shots	LD	Long Distance	M	Male	MD	Medium Distance	MIN	Minutes played
ND	Near Distance	No	Number	Pen	Penalty	Pos	Playing Position	R-in	Running-in	R	Direct Red Card
Y	Yellow Card	YR	Yellow+Red Card								

Timing and Results provided by  TISSOT





Start List

Game No: 8

POR vs CZE

Referee: Tan-Lin HUANG (TPE)

Reserve Referee: Steve JONES (GBR)

Assistant Referee: Peter van der TERP (NED)

POR - Portugal

No	Name	Shirt: Red		Shorts: Red		
		Gender	Pos	MP	MPG	GPG
1	Ines SANTOS	Female	D	1	34	0/4
2	Catarina FRADE	Female		1	9	2/3
4	Luise RUIVO	Female	A	1	31	2/3
5	Isabel ALMEIDA	Female	A	1	40	1/6
6	Sofia GOMES	Female		1	6	
7	Catarina CORREIA	Female	D	1	30	0/6
8	Beatriz GUITA	Female		1	10	2/2
9	Tomas LOURENCO	Male		1	9	1/3
10	Tiago LUZ	Male	A	1	8	0/2
11	Hugo FERNANDES	Male	A	1	40	1/5
12	Joao ALMEIDA	Male	D	1	30	3/3
13	Sebastiao CONDADO	Male		1	30	1/8
15	Pedro CORREIA	Male		1	10	
16	Julio RUIVO	Male	D	1	23	0/2
Coach		Rui MALCATA				


POR Played		
PR	NED	13 - 29
PR	CZE	14 JUL
PR	TPE	15 JUL

CZE - Czech Republic

No	Name	Shirt: Grey		Shorts: Black		
		Gender	Pos	MP	MPG	GPG
2	Dominika DRABKOVA	Female	A	1	16	
4	Vendula JEMELIKOVA	Female	D	1	40	0/2
6	Eliska ZIEGLEROVA	Female		1	40	2/9
7	Klara NOVAKOVA	Female	A	1		
8	Sara SAHATCIU	Female	D	1	40	0/2
11	Nela KUBU	Female		1	24	0/5
28	Rostislav KORTUS	Male	A	1	9	
30	Petr SNAJDR	Male		1	40	2/10
33	Petr PESAK	Male		1	38	2/9
34	Jan TOUFAR	Male	D	1		
35	Alexandr VYROUBAL	Male		1	31	7/14
36	Petr GALICEK	Male	D	1	40	4/17
37	Vlastimil KREJCI	Male	A	1	2	
Coach		Ivo KRACIK				

CZE Played		
PR	TPE	17 - 21
PR	POR	14 JUL
PR	NED	15 JUL

Legend:	(C) Captain	A Attack	D Defense	GPG Goals per Game	MP Matches Played	MPG Minutes per Game
----------------	-------------	----------	-----------	--------------------	-------------------	----------------------

Timing and Results provided by  TISSOT



Results

Game No: 8

POR 16 - 13 CZE
(4 - 6, 6 - 3, 5 - 2, 1 - 2)

Referee: Tan-Lin HUANG (TPE)
Assistant Referee: Peter van der TERP (NED)

Reserve Referee: Steve JONES (GBR)

POR - Portugal

Shirt: Red Shorts: Red Time-out: 33:33

No	Name	G.	Pos	G/S	LD	MD	ND	R-in	FP	Pen	Punishments			
											Y	YR	R	
1	Ines SANTOS	F	D	3/11	1/4	0/3		0/1	2/3					
2	Catarina FRADE	F		0/6	0/2	0/3	0/1							
4	Luise RUIVO	F	A	0/9	0/3	0/3	0/1	0/1		0/1				
5	Isabel ALMEIDA	F	A	3/4			1/1		2/3					
6	Sofia GOMES	F												
7	Catarina CORREIA	F	D	0/2	0/2									
8	Beatriz GUITA	F												
9	Tomas LOURENCO	M		0/3	0/1	0/1		0/1						
10	Tiago LUZ	M	A	3/17	2/10	1/7								
11	Hugo FERNANDES	M	A	1/6	0/4		1/2							
12	Joao ALMEIDA	M	D	2/9	0/2	2/4		0/3						
13	Sebastiao CONDADO	M		2/7	1/4	0/2				1/1				
15	Pedro CORREIA	M		0/1	0/1									
16	Julio RUIVO	M	D	2/5	1/3	1/1	0/1							
Team / Coach														
Totals				16/80	5/36	4/24	2/6	0/6	4/6	1/2				
Coach				Rui MALCATA										

CZE - Czech Republic

Shirt: Grey Shorts: Black Time-out: 37:40

No	Name	G.	Pos	G/S	LD	MD	ND	R-in	FP	Pen	Punishments			
											Y	YR	R	
2	Dominika DRABKOVA	F	A	2/6	1/2	0/2		0/1		1/1				
4	Vendula JEMELIKOVA	F	D	2/8	0/2	2/4	0/2							
6	Eliska ZIEGLEROVA	F		1/4	1/3		0/1							
7	Klara NOVAKOVA	F	A	1/3	0/2			1/1						
8	Sara SAHATCIU	F	D	0/3	0/1	0/2								
11	Nela KUBU	F												
28	Rostislav KORTUS	M	A	2/8	0/1	1/5	1/1	0/1						
30	Petr SNAJDR	M		1/7	1/6	0/1								
33	Petr PESAK	M		0/6	0/2	0/2	0/1		0/1					
34	Jan TOUFAR	M	D	1/7	0/4	0/1	1/1		0/1					
35	Alexandr VYROUBAL	M		0/3		0/2	0/1							
36	Petr GALICEK	M	D	1/7	1/6	0/1								
37	Vlastimil KREJCI	M	A	2/10	1/6	1/4								
Team / Coach														
Totals				13/72	5/35	4/24	2/7	1/3	0/2	1/1				
Coach				Ivo KRACIK										

Running Score						
MIN	Score	Team No				
1	0-1	CZE	7	NOVAKOVA K.	(Running-in)	
2	1-1	POR	5	ALMEIDA I.	(Free pass)	
4	2-1	POR	1	SANTOS I.	(Free pass)	
5	2-2	CZE	34	TOUFAR J.	(Near)	
5	2-3	CZE	2	DRABKOVA D.	(Penalty shot)	
6	2-4	CZE	2	DRABKOVA D.	(Long)	
7	3-4	POR	16	RUIVO J.	(Long)	
7	4-4	POR	12	ALMEIDA J.	(Medium)	
8	4-5	CZE	37	KREJCI V.	(Medium)	
10	4-6	CZE	37	KREJCI V.	(Long)	
12	5-6	POR	1	SANTOS I.	(Long)	
14	6-6	POR	16	RUIVO J.	(Medium)	
15	7-6	POR	5	ALMEIDA I.	(Near)	
17	7-7	CZE	28	KORTUS R.	(Near)	
17		CZE	37	KREJCI V.	→ 33 PESAK P.	
17		POR	7	CORREIA C.	→ 2 FRADE C.	
17		POR	16	RUIVO J.	→ 13 CONDADO S.	
18	7-8	CZE	36	GALICEK P.	(Long)	
18	8-8	POR	13	CONDADO S.	(Long)	
19	9-8	POR	10	LUZ T.	(Long)	
19		CZE	7	NOVAKOVA K.	→ 6 ZIEGLEROVA E.	
19	9-9	CZE	28	KORTUS R.	(Medium)	
20	10-9	POR	13	CONDADO S.	(Penalty shot)	
24	11-9	POR	12	ALMEIDA J.	(Medium)	
25	12-9	POR	5	ALMEIDA I.	(Free pass)	
26	13-9	POR	10	LUZ T.	(Long)	
26		CZE	34	TOUFAR J.	→ 30 SNAJDR P.	
27		CZE	33	PESAK P.	→ 35 VYROUBAL A.	
27		CZE	36	GALICEK P.	→ 33 PESAK P.	
27	14-9	POR	1	SANTOS I.	(Free pass)	
28	14-10	CZE	4	JEMELIKOVA V.	(Medium)	
29	15-10	POR	10	LUZ T.	(Medium)	
30	15-11	CZE	6	ZIEGLEROVA E.	(Long)	
30		POR	12	ALMEIDA J.	→ 9 LOURENCO T.	
30		POR	13	CONDADO S.	→ 15 CORREIA P.	
34		POR			Time out 1	
35	15-12	CZE	4	JEMELIKOVA V.	(Medium)	
35		POR	9	LOURENCO T.	→ 16 RUIVO J.	
35	15-13	CZE	30	SNAJDR P.	(Long)	
37		CZE	28	KORTUS R.	→ 36 GALICEK P.	
38		CZE			Time out 1	
38		POR	4	RUIVO L.	(Penalty shot, missed)	
40	16-13	POR	11	FERNANDES H.	(Near)	

Legend:											
(C)	Captain	A	Attack	D	Defense	EX	Exclusion	F	Female	FP	Free Pass
G.	Gender	G/S	Goals/Shots	LD	Long Distance	M	Male	MD	Medium Distance	MIN	Minutes played
ND	Near Distance	No	Number	Pen	Penalty	Pos	Playing Position	R-in	Running-in	R	Direct Red Card
Y	Yellow Card	YR	Yellow+Red Card								

Timing and Results provided by TISSOT





Start List

Game No: 10

TPE vs POR

Referee: Peter van der TERP (NED)

Reserve Referee: Lukas PAZOUREK (CZE)

Assistant Referee: Steve JONES (GBR)

TPE - Chinese Taipei

Shirt: Yellow Shorts: Black

No	Name	Gender	Pos	MP	MPG	GPG
1	Ya-Wen LIN	Female	A	2	59	10/21
5	Cin CHEN	Female	D	2	50	4/14
6	Chien-Chin PENG	Female		2	20	0/3
7	Shu-Chi CHANG	Female	A	2	48	2/8
8	Yi-Wen WANG	Female		2	40	1/6
9	Kai-Yeh LO	Female	D	2	60	5/12
10	Ya-Han CHAN	Female		2	42	2/4
11	Chun-Hsien WU	Male	D	2	43	4/13
12	Chieh-Sheng CHANG	Male		2	40	2/6
13	Han-Sheng CHIU	Male	D	2	37	2/14
15	Chun-Ta CHEN	Male	A	2	60	5/14
16	Wei-Jhe TAI	Male		2	42	2/9
17	Chen-Yu KAO	Male	A	2	38	0/5
19	Tzu-Yao HUANG	Male		2	60	0/2
Coach		Fang-Yi HSIEH				

TPE Played		
PR	CZE	21 - 17
PR	NED	18 - 34
PR	POR	15 JUL

POR - Portugal

Shirt: Black Shorts: Black

No	Name	Gender	Pos	MP	MPG	GPG
1	Ines SANTOS	Female	A	2	74	3/15
2	Catarina FRADE	Female		2	32	2/9
4	Luise RUIVO	Female	D	2	71	2/12
5	Isabel ALMEIDA	Female	D	2	80	4/10
6	Sofia GOMES	Female	A	2	6	
7	Catarina CORREIA	Female		2	47	0/8
8	Beatriz GUIA	Female		2	10	2/2
9	Tomas LOURENCO	Male		2	14	1/6
10	Tiago LUZ	Male	D	2	48	3/19
11	Hugo FERNANDES	Male	D	2	80	2/11
12	Joao ALMEIDA	Male	A	2	59	5/12
13	Sebastiao CONDADO	Male		2	43	3/15
15	Pedro CORREIA	Male		2	21	0/1
16	Julio RUIVO	Male	A	2	45	2/7
Coach		Rui MALCATA				

POR Played		
PR	NED	13 - 29
PR	CZE	16 - 13
PR	TPE	15 JUL

Legend:	(C) Captain	A Attack	D Defense	GPG Goals per Game	MP Matches Played	MPG Minutes per Game
----------------	-------------	----------	-----------	--------------------	-------------------	----------------------

Timing and Results provided by  TISSOT



Results

Game No: 10

TPE 19 - 11 POR
(3 - 5, 4 - 2, 6 - 4, 6 - 0)

Referee: Peter van der TERP (NED)
Assistant Referee: Steve JONES (GBR)

Reserve Referee: Lukas PAZOUREK (CZE)

TPE - Chinese Taipei

Shirt: Yellow Shorts: Black Time-out: -

No	Name	G.	Pos	G/S	LD	MD	ND	R-in	FP	Pen	Punishments			
											Y	YR	R	
1	Ya-Wen LIN	F	A	2/11	0/2	1/8	1/1							
5	Cin CHEN	F	D	3/14	1/3	1/8		0/1	1/2					
6	Chien-Chin PENG	F		0/3		0/2		0/1						
7	Shu-Chi CHANG	F	A	5/9	2/4	3/5								
8	Yi-Wen WANG	F												
9	Kai-Yeh LO	F	D	1/9	0/2	1/6		0/1						
10	Ya-Han CHAN	F												
11	Chun-Hsien WU	M	D	1/5	1/4	0/1								
12	Chieh-Sheng CHANG	M												
13	Han-Sheng CHIU	M	D	3/11	2/7	1/4								
15	Chun-Ta CHEN	M	A	1/9	0/5	0/2	1/2							
16	Wei-Jhe TAI	M		1/3	0/1	1/1	0/1							
17	Chen-Yu KAO	M	A	1/2	0/1		1/1							
19	Tzu-Yao HUANG	M		1/5		0/3	1/2							
Team / Coach														
Totals				19/81	6/29	8/40	4/7	0/3	1/2					
Coach				Fang-Yi HSIEH										

POR - Portugal

Shirt: Black Shorts: Black Time-out: 28:34

No	Name	G.	Pos	G/S	LD	MD	ND	R-in	FP	Pen	Punishments			
											Y	YR	R	
1	Ines SANTOS	F	A	2/6	1/2	1/4								
2	Catarina FRADE	F		0/2	0/2									
4	Luise RUIVO	F	D	2/7	2/3	0/2		0/1	0/1					
5	Isabel ALMEIDA	F	D	0/5		0/3	0/2							
6	Sofia GOMES	F	A	0/1		0/1								
7	Catarina CORREIA	F												
8	Beatriz GUITA	F												
9	Tomas LOURENCO	M												
10	Tiago LUZ	M	D	2/11	2/4	0/5	0/1	0/1						
11	Hugo FERNANDES	M	D	1/7	0/5	1/2								
12	Joao ALMEIDA	M	A	1/4	0/1	0/1	0/1	1/1						
13	Sebastiao CONDADO	M		0/6	0/3	0/3								
15	Pedro CORREIA	M		1/2			0/1			1/1				
16	Julio RUIVO	M	A	2/6	1/2	1/2	0/1	0/1						
Team / Coach														
Totals				11/57	6/22	3/23	0/6	1/4	0/1	1/1				
Coach				Rui MALCATA										

Running Score				
MIN	Score	Team No		
1	1-0	TPE	7	CHANG S.(Long)
1	1-1	POR	16	RUIVO J.(Long)
4	2-1	TPE	11	WU C.(Long)
4	2-2	POR	4	RUIVO L.(Long)
5	2-3	POR	12	ALMEIDA J.(Running-In)
6	2-4	POR	1	SANTOS I.(Medium)
8	2-5	POR	4	RUIVO L.(Long)
8		TPE	13	CHIU H. → 19 HUANG T.
10	3-5	TPE	5	CHEN C.(Medium)
11	4-5	TPE	17	KAO C.(Near)
13	5-5	TPE	7	CHANG S.(Medium)
14	5-6	POR	10	LUZ T.(Long)
16	6-6	TPE	5	CHEN C.(Free pass)
17	7-6	TPE	1	LIN Y.(Medium)
20	7-7	POR	16	RUIVO J.(Medium)
21		TPE	11	WU C. → 13 CHIU H.
21		TPE	17	KAO C. → 16 TAI W.
21	8-7	TPE	5	CHEN C.(Long)
22	9-7	TPE	13	CHIU H.(Long)
22	10-7	TPE	7	CHANG S.(Medium)
24		POR	12	ALMEIDA J. → 13 CONDADO S.
24		POR	16	RUIVO J. → 15 CORREIA P.
26	10-8	POR	1	SANTOS I.(Long)
26	11-8	TPE	19	HUANG T.(Near)
28	11-9	POR	10	LUZ T.(Long)
29	12-9	TPE	15	CHEN C.(Near)
29	12-10	POR	15	CORREIA P.(Penalty shot)
29		POR		Time out 1
30	12-11	POR	11	FERNANDES H.(Medium)
30	13-11	TPE	9	LO K.(Medium)
31	14-11	TPE	1	LIN Y.(Near)
32		POR	6	GOMES S. → 2 FRADE C.
33	15-11	TPE	7	CHANG S.(Long)
35	16-11	TPE	13	CHIU H.(Long)
36	17-11	TPE	13	CHIU H.(Medium)
36		POR	15	CORREIA P. → 12 ALMEIDA J.
37		TPE	1	LIN Y. → 6 PENG C.
37		POR	1	SANTOS I. → 7 CORREIA C.
40	18-11	TPE	16	TAI W.(Medium)
40	19-11	TPE	7	CHANG S.(Medium)

Legend:											
(C)	Captain	A	Attack	D	Defense	EX	Exclusion	F	Female	FP	Free Pass
G.	Gender	G/S	Goals/Shots	LD	Long Distance	M	Male	MD	Medium Distance	MIN	Minutes played
ND	Near Distance	No	Number	Pen	Penalty	Pos	Playing Position	R-in	Running-in	R	Direct Red Card
Y	Yellow Card	YR	Yellow+Red Card								

Timing and Results provided by TISSOT



Start List

Game No: 11

NED vs CZE

Referee: Carlos FARIA (POR)
Assistant Referee: Dan-Lin HUANG (TPE)

Reserve Referee: Tina van GRIMBERGE (BEL)

NED - Netherlands

Shirt: Orange Shorts: Black

No	Name	Gender	Pos	MP	MPG	GPG
1	Jessica LOKHORST	Female	A	2	40	3/13
2	Esther CORDUS	Female	D	2	21	4/7
3	Barbara BROUWER	Female		2	49	3/14
4	Brett ZUIJDWEGT	Female		2	62	4/12
5	Sanne van der WERFF	Female	A	2	50	3/15
7	Daan PREUNINGER	Male		2	50	4/20
9	Fleur HOEK	Female		2	60	4/16
11	Olav van WIJNGAARDEN	Male	A	2	40	9/21
12	Terrenc GRIEMINK	Male	D	2	50	4/11
14	Harjan VISSCHER	Male	A	2	42	6/24
16	Alwin OUT	Male	D	2	30	3/14
17	Laurens LEEUWENHOEK	Male		2	58	8/18
19	Jelmer JONKER	Male		2	50	7/19
20	Anouk HAARS	Female	D	2	38	1/10
Coach Jan NIEBEEK						

NED Played		
PR	POR	29 - 13
PR	TPE	34 - 18
PR	CZE	15 JUL


CZE - Czech Republic

Shirt: Bue Shorts: Black

No	Name	Gender	Pos	MP	MPG	GPG
2	Dominika DRABKOVA	Female	A	2	56	2/6
4	Vendula JEMELIKOVA	Female		2	80	2/10
6	Eliska ZIEGLEROVA	Female		2	62	3/13
7	Klara NOVAKOVA	Female	D	2	18	1/3
8	Sara SAHATCIU	Female	D	2	80	0/5
11	Nela KUBU	Female	A	2	24	0/5
28	Rostislav KORTUS	Male		2	45	2/8
30	Petr SNAJDR	Male	D	2	54	3/17
33	Petr PESAK	Male	A	2	61	2/15
34	Jan TOUFAR	Male		2	26	1/7
35	Alexandr VYROUBAL	Male		2	45	7/17
36	Petr GALICEK	Male	A	2	70	5/24
37	Vlastimil KREJCI	Male	D	2	19	2/10
Coach Ivo KRACIK						

CZE Played		
PR	TPE	17 - 21
PR	POR	13 - 16
PR	NED	15 JUL

Legend:	(C) Captain	A Attack	D Defense	GPG Goals per Game	MP Matches Played	MPG Minutes per Game
----------------	-------------	----------	-----------	--------------------	-------------------	----------------------

Timing and Results provided by  TISSOT



Results

Game No: 11

NED 38 - 11 CZE

(12 - 3, 11 - 5, 8 - 3, 7 - 0)

Referee: Carlos FARIA (POR)
Assistant Referee: Dan-Lin HUANG (TPE)

Reserve Referee: Tina van GRIMBERGE (BEL)

NED - Netherlands

Shirt: Orange Shorts: Black Time-out: -

No	Name	G.	Pos	G/S	LD	MD	ND	R-in	FP	Pen	Punishments			
											Y	YR	R	
1	Jessica LOKHORST	F	A	0/7		0/6		0/1						
2	Esther CORDUS	F	D	4/14	1/2	2/10	0/1	1/1						
3	Barbara BROUWER	F		2/6	2/5	0/1								
4	Brett ZUIJDWEGT	F		1/1		1/1								
5	Sanne van der WERFF	F	A	2/8	1/5	1/3								
7	Daan PREUNINGER	M		0/4	0/2	0/2								
9	Fleur HOEK	F		2/5	1/2	1/3								
11	Olav van WIJNGAARDEN	M	A	4/11	3/8	0/1	0/1			1/1				
12	Terrenc GRIEMINK	M	D	3/15	1/8	1/6	1/1							
14	Harjan VISSCHER	M	A	9/18	2/8	5/7			0/1	2/2				
16	Alwin OUT	M	D	5/12	3/9	2/3								
17	Laurens LEEUWENHOEK	M		1/2	1/2									
19	Jelmer JONKER	M		2/5	1/3	1/1		0/1						
20	Anouk HAARS	F	D	3/7	2/4	1/3								
Team / Coach														
Totals				38/115	18/58	15/47	1/3	1/3	0/1	3/3				
Coach				Jan NIEBEEK										

CZE - Czech Republic

Shirt: Bue Shorts: Black Time-out: -

No	Name	G.	Pos	G/S	LD	MD	ND	R-in	FP	Pen	Punishments			
											Y	YR	R	
2	Dominika DRABKOVA	F	A	1/3		1/2	0/1							
4	Vendula JEMELIKOVA	F		0/3	0/1	0/1		0/1						
6	Eliska ZIEGLEROVA	F												
7	Klara NOVAKOVA	F	D	2/6	1/3	0/1	1/1			0/1				
8	Sara SAHATCIU	F	D											
11	Nela KUBU	F	A	1/6	1/3		0/1	0/1		0/1				
28	Rostislav KORTUS	M		1/3	0/1	1/2								
30	Petr SNAJDR	M	D	1/3	0/1	0/1				1/1				
33	Petr PESAK	M	A	3/12	0/1	1/5			0/4	2/2				
34	Jan TOUFAR	M		0/4	0/3	0/1								
35	Alexandr VYROUBAL	M												
36	Petr GALICEK	M	A	0/3	0/2	0/1								
37	Vlastimil KREJCI	M	D	2/11	0/5	0/1		1/2	1/3					
Team / Coach														
Totals				11/54	2/20	3/15	1/3	1/4	1/7	3/5				
Coach				Ivo KRACIK										

Running Score			
MIN	Score	Team No	
2	0-1	CZE	2 DRABKOVA D.(Medium)
3	1-1	NED	5 VAN DER WERFF S.(Long)
3	2-1	NED	2 CORDUS E.(Running-In)
4	3-1	NED	12 GRIEMINK T.(Long)
5	4-1	NED	14 VISSCHER H.(Penalty shot)
6	5-1	NED	14 VISSCHER H.(Medium)
6	6-1	NED	16 OUT A.(Long)
6	7-1	NED	2 CORDUS E.(Medium)
6	8-1	NED	14 VISSCHER H.(Medium)
6	8-2	CZE	33 PESAK P.(Penalty shot)
7	9-2	NED	16 OUT A.(Long)
8	10-2	NED	12 GRIEMINK T.(Medium)
8	11-2	NED	5 VAN DER WERFF S.(Medium)
9	12-2	NED	14 VISSCHER H.(Penalty shot)
9	12-3	CZE	30 SNAJDR P.(Penalty shot)
11	12-4	CZE	7 NOVAKOVA K.(Long)
12	13-4	NED	14 VISSCHER H.(Medium)
12	14-4	NED	14 VISSCHER H.(Long)
12	15-4	NED	16 OUT A.(Medium)
13	16-4	NED	2 CORDUS E.(Long)
13	17-4	NED	11 VAN WIJNGAARDEN O.(Penalty shot)
14	18-4	NED	14 VISSCHER H.(Long)
15	19-4	NED	20 HAARS A.(Medium)
16	19-5	CZE	7 NOVAKOVA K.(Near)
16	20-5	NED	14 VISSCHER H.(Medium)
16	20-6	CZE	33 PESAK P.(Penalty shot)
17	20-7	CZE	37 KREJCI V.(Free pass)
17	21-7	NED	16 OUT A.(Long)
17		CZE	11 KUBU N.(Penalty shot, missed)
18	22-7	NED	11 VAN WIJNGAARDEN O.(Long)
19	22-8	CZE	11 KUBU N.(Long)
19		CZE	7 NOVAKOVA K.(Penalty shot, missed)
20	23-8	NED	16 OUT A.(Medium)
21	24-8	NED	12 GRIEMINK T.(Near)
21		CZE	8 SAHATCIU S. → 4 JEMELIKOVA V.
21		CZE	30 SNAJDR P. → 28 KORTUS R.
21		CZE	36 GALICEK P. → 34 TOUFAR J.
21	24-9	CZE	33 PESAK P.(Medium)
21	25-9	NED	14 VISSCHER H.(Medium)
22	26-9	NED	20 HAARS A.(Long)
24	26-10	CZE	28 KORTUS R.(Medium)
25		NED	5 VAN DER WERFF S. → 3 BROUWER B.
25	27-10	NED	11 VAN WIJNGAARDEN O.(Long)
26	28-10	NED	3 BROUWER B.(Long)
27	28-11	CZE	37 KREJCI V.(Running-In)
27	29-11	NED	20 HAARS A.(Long)
28	30-11	NED	11 VAN WIJNGAARDEN O.(Long)
29		NED	11 VAN WIJNGAARDEN O. → 19 JONKER J.
30	31-11	NED	19 JONKER J.(Medium)
31		NED	12 GRIEMINK T. → 9 HOEK F.
31		NED	16 OUT A. → 17 LEEUWENHOEK L.
31		NED	3 BROUWER B. → 4 ZUIJDWEGT B.
31		NED	2 CORDUS E. → 3 BROUWER B.
31		NED	20 HAARS A. → 7 PREUNINGER D.
31	32-11	NED	17 LEEUWENHOEK L.(Long)
32	33-11	NED	9 HOEK F.(Long)
33		NED	1 LOKHORST J. → 2 CORDUS E.
33		NED	14 VISSCHER H. → 12 GRIEMINK T.
33	34-11	NED	3 BROUWER B.(Long)

Timing and Results provided by TISSOT




Results

Game No: 11

36	35-11	NED	19	JONKER J.(Long)
38	36-11	NED	9	HOEK F.(Medium)
39	37-11	NED	4	ZUIJDWEGT B.(Medium)
40	38-11	NED	2	CORDUS E.(Medium)

Legend:											
(C)	Captain	A	Attack	D	Defense	EX	Exclusion	F	Female	FP	Free Pass
G.	Gender	G/S	Goals/Shots	LD	Long Distance	M	Male	MD	Medium Distance	MIN	Minutes played
ND	Near Distance	No	Number	Pen	Penalty	Pos	Playing Position	R-in	Running-in	R	Direct Red Card
Y	Yellow Card	YR	Yellow+Red Card								

Timing and Results provided by  TISSOT



RESULTS BOOK



Lacrosse






25	Lacrosse	2599
25.1	Table of Contents	2600
25.2	Competition Schedule	2605
25.3	Medallists by Event	2606
25.4	Medal Standings	2608
25.5	Men's	2609
25.5.1	Team Roster	2610
25.5.1.1	Team Roster - AUS	2610
25.5.1.2	Team Roster - CAN	2611
25.5.1.3	Team Roster - GBR	2612
25.5.1.4	Team Roster - GER	2613
25.5.1.5	Team Roster - HNL	2614
25.5.1.6	Team Roster - ISR	2615
25.5.1.7	Team Roster - JPN	2616
25.5.1.8	Team Roster - USA	2617
25.5.2	Tournament Summary	2618
25.5.3	Medallists (Team)	2620
25.5.4	Finals	2621
25.5.4.1	7th Place Game #M15	2621
25.5.4.1.1	Start List GER - ISR	2621
25.5.4.1.2	Results GER - ISR	2622
25.5.4.2	5th Place Game #M16	2623
25.5.4.2.1	Start List AUS - HNL	2623
25.5.4.2.2	Results AUS - HNL	2624
25.5.4.3	Bronze Medal Game #M17	2625
25.5.4.3.1	Start List JPN - GBR	2625
25.5.4.3.2	Results JPN - GBR	2626
25.5.4.4	Gold Medal Game #M18	2627
25.5.4.4.1	Start List USA - CAN	2627
25.5.4.4.2	Results USA - CAN	2628
25.5.5	Semifinals	2629
25.5.5.1	Game #M13	2629
25.5.5.1.1	Start List USA - JPN	2629
25.5.5.1.2	Results USA - JPN	2630
25.5.5.2	Game #M14	2631
25.5.5.2.1	Start List GBR - CAN	2631
25.5.5.2.2	Results GBR - CAN	2632

25.5.6	Preliminary Round - Group B	2633
25.5.6.1	Game #M02	2633
25.5.6.1.1	Start List ISR - JPN	2633
25.5.6.1.2	Results ISR - JPN	2634
25.5.6.2	Game #M03	2635
25.5.6.2.1	Start List CAN - HNL	2635
25.5.6.2.2	Results CAN - HNL	2636
25.5.6.3	Game #M06	2637
25.5.6.3.1	Start List JPN - CAN	2637
25.5.6.3.2	Results JPN - CAN	2638
25.5.6.4	Game #M07	2639
25.5.6.4.1	Start List HNL - ISR	2639
25.5.6.4.2	Results HNL - ISR	2640
25.5.6.5	Game #M10	2641
25.5.6.5.1	Start List JPN - HNL	2641
25.5.6.5.2	Results JPN - HNL	2642
25.5.6.6	Game #M11	2643
25.5.6.6.1	Start List CAN - ISR	2643
25.5.6.6.2	Results CAN - ISR	2644
25.5.7	Preliminary Round - Group A	2645
25.5.7.1	Game #M01	2645
25.5.7.1.1	Start List GBR - AUS	2645
25.5.7.1.2	Results GBR - AUS	2646
25.5.7.2	Game #M04	2647
25.5.7.2.1	Start List USA - GER	2647
25.5.7.2.2	Results USA - GER	2648
25.5.7.3	Game #M05	2649
25.5.7.3.1	Start List AUS - GER	2649
25.5.7.3.2	Results AUS - GER	2650
25.5.7.4	Game #M08	2651
25.5.7.4.1	Start List GBR - USA	2651
25.5.7.4.2	Results GBR - USA	2652
25.5.7.5	Game #M09	2653
25.5.7.5.1	Start List GER - GBR	2653
25.5.7.5.2	Results GER - GBR	2654
25.5.7.6	Game #M12	2655
25.5.7.6.1	Start List USA - AUS	2655
25.5.7.6.2	Results USA - AUS	2656
25.6	Women's	2657
25.6.1	Team Roster	2658
25.6.1.1	Team Roster - AUS	2658
25.6.1.2	Team Roster - CAN	2659
25.6.1.3	Team Roster - CZE	2660
25.6.1.4	Team Roster - GBR	2661

25.6.1.5	Team Roster - HNL	2662
25.6.1.6	Team Roster - ISR	2663
25.6.1.7	Team Roster - JPN	2664
25.6.1.8	Team Roster - USA	2665
25.6.2	Tournament Summary	2666
25.6.3	Medallists (Team)	2668
25.6.4	Finals	2669
25.6.4.1	7th Place Game #W15	2669
25.6.4.1.1	Start List CZE - HNL	2669
25.6.4.1.2	Results CZE - HNL	2670
25.6.4.2	5th Place Game #W16	2671
25.6.4.2.1	Start List JPN - ISR	2671
25.6.4.2.2	Results JPN - ISR	2672
25.6.4.3	Bronze Medal Game #W17	2673
25.6.4.3.1	Start List GBR - AUS	2673
25.6.4.3.2	Results GBR - AUS	2674
25.6.4.4	Gold Medal Game #W18	2675
25.6.4.4.1	Start List USA - CAN	2675
25.6.4.4.2	Results USA - CAN	2676
25.6.5	Semifinals	2677
25.6.5.1	Game #W13	2677
25.6.5.1.1	Start List USA - GBR	2677
25.6.5.1.2	Results USA - GBR	2678
25.6.5.2	Game #W14	2679
25.6.5.2.1	Start List AUS - CAN	2679
25.6.5.2.2	Results AUS - CAN	2680
25.6.6	Preliminary Round - Group B	2681
25.6.6.1	Game #W02	2681
25.6.6.1.1	Start List HNL - ISR	2681
25.6.6.1.2	Results HNL - ISR	2682
25.6.6.2	Game #W03	2683
25.6.6.2.1	Start List CAN - GBR	2683
25.6.6.2.2	Results CAN - GBR	2684
25.6.6.3	Game #W05	2685
25.6.6.3.1	Start List GBR - HNL	2685
25.6.6.3.2	Results GBR - HNL	2686
25.6.6.4	Game #W07	2687
25.6.6.4.1	Start List ISR - CAN	2687
25.6.6.4.2	Results ISR - CAN	2688
25.6.6.5	Game #W10	2689
25.6.6.5.1	Start List CAN - HNL	2689
25.6.6.5.2	Results CAN - HNL	2690
25.6.6.6	Game #W11	2691
25.6.6.6.1	Start List ISR - GBR	2691


25.6.6.6.2	Results ISR - GBR	2692
25.6.7	Preliminary Round - Group A	2693
25.6.7.1	Game #W01	2693
25.6.7.1.1	Start List CZE - JPN	2693
25.6.7.1.2	Results CZE - JPN	2694
25.6.7.2	Game #W04	2695
25.6.7.2.1	Start List USA - AUS	2695
25.6.7.2.2	Results USA - AUS	2696
25.6.7.3	Game #W06	2697
25.6.7.3.1	Start List AUS - CZE	2697
25.6.7.3.2	Results AUS - CZE	2698
25.6.7.4	Game #W08	2699
25.6.7.4.1	Start List JPN - USA	2699
25.6.7.4.2	Results JPN - USA	2700
25.6.7.5	Game #W09	2701
25.6.7.5.1	Start List JPN - AUS	2701
25.6.7.5.2	Results JPN - AUS	2702
25.6.7.6	Game #W12	2703
25.6.7.6.1	Start List USA - CZE	2703
25.6.7.6.2	Results USA - CZE	2704



Competition Schedule

As of TUE 12 JUL 2022

Date	Start Time	Estimated Finish Time	Game No.	Gender	Phase	Teams
FRI 8 JUL	10:30	11:30	1	Men	Preliminary Round - Group A	GBR vs AUS
	12:00	13:00	2	Men	Preliminary Round - Group B	ISR vs JPN
	14:00	15:00	3	Men	Preliminary Round - Group B	CAN vs HNL
	15:30	16:30	4	Men	Preliminary Round - Group A	USA vs GER
SAT 9 JUL	10:30	11:30	5	Men	Preliminary Round - Group A	AUS vs GER
	12:00	13:00	6	Men	Preliminary Round - Group B	JPN vs CAN
	14:00	15:00	7	Men	Preliminary Round - Group B	HNL vs ISR
	15:30	16:30	8	Men	Preliminary Round - Group A	GBR vs USA
SUN 10 JUL	10:30	11:30	9	Men	Preliminary Round - Group A	GER vs GBR
	12:00	13:00	10	Men	Preliminary Round - Group B	JPN vs HNL
	14:00	15:00	11	Men	Preliminary Round - Group B	CAN vs ISR
	15:30	16:30	12	Men	Preliminary Round - Group A	USA vs AUS
MON 11 JUL	10:30	11:30	15	Men	7th Place Game	GER vs ISR
	12:00	13:00	16	Men	5th Place Game	AUS vs HNL
	14:00	15:00	13	Men	Semifinal	USA vs JPN
	15:30	16:30	14	Men	Semifinal	GBR vs CAN
TUE 12 JUL	10:30	11:30	1	Women	Preliminary Round - Group A	CZE vs JPN
	12:00	13:00	2	Women	Preliminary Round - Group B	HNL vs ISR
	14:00	15:00	3	Women	Preliminary Round - Group B	CAN vs GBR
	15:30	16:30	4	Women	Preliminary Round - Group A	USA vs AUS
	19:00	20:00	17	Men	Bronze Medal Game	JPN vs GBR
	20:30	21:30	18	Men	Gold Medal Game	USA vs CAN
WED 13 JUL	8:00	9:00	5	Women	Preliminary Round - Group B	GBR vs HNL
	9:15	10:15	6	Women	Preliminary Round - Group A	AUS vs CZE
	10:30	11:30	7	Women	Preliminary Round - Group B	ISR vs CAN
	11:45	12:45	8	Women	Preliminary Round - Group A	JPN vs USA
THU 14 JUL	10:30	11:30	9	Women	Preliminary Round - Group A	JPN vs AUS
	12:00	13:00	10	Women	Preliminary Round - Group B	CAN vs HNL
	14:00	15:00	11	Women	Preliminary Round - Group B	ISR vs GBR
	15:30	16:30	12	Women	Preliminary Round - Group A	USA vs CZE
FRI 15 JUL	10:30	11:30	15	Women	7th Place Game	A4 vs B4
	12:00	13:00	16	Women	5th Place Game	A3 vs B3
	14:00	15:00	13	Women	Semifinal	A1 vs B2
	15:30	16:30	14	Women	Semifinal	A2 vs B1
SAT 16 JUL	19:00	20:00	17	Women	Bronze Medal Game	Loser #W13 vs Loser #W14
	20:30	21:30	18	Women	Gold Medal Game	Winner #W13 vs Winner #W14

Timing and Results provided by 






Medallists by Event

As of SAT 16 JUL 2022

After 2 of 2 Events

Event	Date	Medal	Name	Country Code
Men	12 JUL 2022	GOLD	BERG Wesley	CAN
			BYRNE Josh	
			ROGERS Challen	
			MACINTOSH Jordan	
			BOWERING Reid	
			PETTERSON Clarke	
			PORTER Drake	
			DOBSON Brett	
			TEAT Jeff	
			COLE Bryan	
			CURRIER Zach	
			SMITH Dhane	
		SILVER	KIRST Connor	USA
			HEACOCK Colin	
			TIERNEY Ryan	
			GHITELMAN Adam	
			TEVLIN Brian	
			GUTERDING Justin	
			BYRNES Liam	
			CONRAD Ryan	
			GOODRICH Zach	
			SCHREIBER Tom	
			KELLY Jack	
			BRANDAU Matt	
		BRONZE	TATEISHI Shinya	JPN
			OBANA Kazuki	
			KOMATSU Yuto	
SANO Kiyoshi				
SATO Dai				
KANAYA Hiroki				
UMEHARA Tomoki				
NATSUME Seiya				
SUZUKI Junichi				
TOKUMASU Soya				
FUKUSHIMA Yuki				
SUGIHARA Kinori				






Medallists by Event

As of SAT 16 JUL 2022

Event	Date	Medal	Name	Country Code
Women	16 JUL 2022	GOLD	BLACK Lauren	CAN
			BAXTER Madalyn	
			CORDINGLEY Aurora	
			BOISSONNEAULT Emily	
			WALKER-WELCH Brooklyn	
			PERRONI Nicole	
			KINNA Megan	
			SUTTON Lydia	
			CHILD Annabel	
			DOBBIE Dana	
		SILVER	EVANS Erica	USA
			SPENCE Lauren	
			PETTY Paige	
			CHOMA Kasey	
			SMITH Belle	
			DOUCETTE Madison	
			AHERN Madison	
			PAVINELLI Danielle	
			MASERA Ellie	
			SWART Sam	
		BRONZE	TYRRELL Meaghan	AUS
			WURZBURGER Caitlyn	
			DONOVAN Marge	
			HICKLEN Haley	
			SMITH Sarah	
			LANE Bec	
			WILLIAMS Indyah	
			THORNE Abby	
			MOLLISON Sarah	
			CUNNINGHAM Addie	
KWAS Theo				
DOSTER Cassidy				
PARKER Olivia				
BROWN Tegan				
YU Bonnie				
LATCH Georgia				






Medal Standings

As of SAT 16 JUL 2022

After 2 of 2 Events

Rank	Country	Men				Women				Total				Rank by Total	
		G	S	B	Tot	G	S	B	Tot	G	S	B	Tot		
1	CAN - Canada	1			1	1			1				2		=1
2	USA - United States of America		1		1		1		1				2		=1
3	AUS - Australia							1	1					1	=3
3	JPN - Japan			1	1									1	=3
Total:		1	1	1	3	1	1	1	3	2	2	2	6		

Legend:	=	Equal sign indicates that two or more countries share the same rank by total														
	B	Bronze	G	Gold	S	Silver	Tot	Total								

Timing and Results provided by  TISSOT






Lacrosse

Men's





Team Roster


As of FRI 8 JUL 2022

AUS - Australia

Shirt Number	Name	Playing Position	Date of Birth	Age
1	AARON Sean	Goalkeeper	4 SEP 1988	33
4	KEESING Luke	Fieldplayer	28 OCT 1991	30
6	HALL Caleb	Fieldplayer	21 DEC 1986	35
7	FUSS Matt	Fieldplayer	12 MAR 1992	30
9	PURDIE Gordon	Fieldplayer	28 SEP 1996	25
11	Jack PRICE	Fieldplayer	18 NOV 1999	22
13	MACKINNON Campbell	Fieldplayer	15 JUL 1994	27
16	GRAHAM Tom	Fieldplayer	6 SEP 1992	29
24	WALKER Lachlan	Fieldplayer	3 JAN 1993	29
43	HOWARD Donnie	Fieldplayer	20 JUL 2000	21
52	STONE Tim	Fieldplayer	14 OCT 1991	30
96	PARSONS Lucas	Fieldplayer	22 JUN 1998	24

Team Officials:

Headcoach MEREDITH Glenn



Team Roster


As of FRI 8 JUL 2022

CAN - Canada

Shirt Number	Name	Playing Position	Date of Birth	Age
14	BERG Wesley	Fieldplayer	19 APR 1993	29
22	BYRNE Josh	Fieldplayer	15 APR 1994	28
23	ROGERS Challen	Fieldplayer	26 APR 1994	28
24	MACINTOSH Jordan	Fieldplayer	19 SEP 1989	32
28	BOWERING Reid	Fieldplayer	19 MAY 1998	24
42	PETTERSON Clarke	Fieldplayer	23 AUG 1997	24
45	PORTER Drake	Fieldplayer	1 JUN 1998	24
47	DOBSON Brett	Goalkeeper	3 APR 2000	22
51	TEAT Jeff	Fieldplayer	30 APR 1997	25
55	COLE Bryan	Fieldplayer	12 NOV 1993	28
77	CURRIER Zach	Fieldplayer	30 MAY 1994	28
92	SMITH Dhane	Fieldplayer	23 SEP 1992	29

Team Officials:

Headcoach MERRILL Brodie



Team Roster


As of FRI 8 JUL 2022

GBR - Great Britain

Shirt Number	Name	Playing Position	Date of Birth	Age
1	DWOBENG Hal	Goalkeeper	22 APR 1998	24
2	BAXTER Will	Goalkeeper	15 MAY 1996	26
3	PAGE-LAYCOCK Ben	Fieldplayer	30 MAY 1998	24
4	BRACEGIRDLE Tom	Fieldplayer	26 OCT 1993	28
5	RUSSELL Alex	Fieldplayer	25 SEP 1996	25
6	MILLS Luke	Fieldplayer	3 JAN 1995	27
7	HUNNS Ryan	Fieldplayer	15 AUG 1994	27
8	SWEETMAN Ryan	Fieldplayer	26 NOV 1992	29
9	BUNIO Lyndon	Fieldplayer	14 MAY 1996	26
10	POMFRET Mike	Fieldplayer	16 SEP 1999	22
11	GUY Zac	Fieldplayer	18 JUL 1991	30
12	KIRKLAND Tommy	Fieldplayer	10 JUN 1991	31

Team Officials:

Headcoach WENHAM Tom



Team Roster


As of FRI 8 JUL 2022

GER - Germany

Shirt Number	Name	Playing Position	Date of Birth	Age
1	BOCKERMANN Jakob	Fieldplayer	13 OCT 1999	22
7	SPIEGEL Moritz	Fieldplayer	20 DEC 1993	28
8	Adam EAKINS	Fieldplayer	28 NOV 1995	26
9	BECKMANN David	Fieldplayer	3 FEB 1998	24
10	NORING Leonard	Goalkeeper	20 JAN 1999	23
13	ZINOVIEV Mikhail	Goalkeeper	6 FEB 2000	22
14	KINS Felix	Fieldplayer	29 MAY 2001	21
16	SPIEGEL Soren	Fieldplayer	27 NOV 1996	25
17	KINS Lukas	Fieldplayer	28 APR 1997	25
17	NITSCH Dominik	Fieldplayer	26 JUL 1993	28
24	WISMER Justin	Fieldplayer	22 DEC 1999	22
26	Wynton BASTIAN	Fieldplayer	26 AUG 2001	20

Team Officials:

Headcoach DESANTIS Pete (USA)



Team Roster

As of FRI 8 JUL 2022


HNL - Haudenosaunee Confederacy

Shirt Number	Name	Playing Position	Date of Birth	Age
1	NANTICOKE Tehoka	Fieldplayer	18 JAN 1998	24
4	PATTERSON Jakob	Fieldplayer	29 APR 1997	25
15	FOX Jake	Fieldplayer	4 JUL 1996	26
19	THOMPSON Shonwahnonkon	Fieldplayer	19 OCT 1999	22
23	Brooker MUIR	Fieldplayer	1 JAN 1994	28
24	TARBELL Kason	Fieldplayer	17 JUL 1996	25
33	JOHN Ron	Fieldplayer	17 APR 1999	23
43	BOMBERRY Brendan	Fieldplayer	17 JUN 1995	27
45	JAMIESON Cody	Fieldplayer	17 JUL 1987	34
47	JACKSON Kyle	Fieldplayer	22 AUG 1993	28
74	THOMPSON Jeremy	Fieldplayer	1 MAR 1987	35
76	HILL Warren	Goalkeeper	16 JUL 1992	29

Team Officials:

Headcoach MILLIMAN Peter





Team Roster

As of FRI 8 JUL 2022

ISR - Israel

Shirt Number	Name	Playing Position	Date of Birth	Age
1	FISCHER Eric	Goalkeeper	8 SEP 1994	27
5	APPLEBAUM Daniel	Fieldplayer	21 NOV 1990	31
7	SILBERLICHT Jacob	Fieldplayer	11 SEP 1991	30
9	SEMISCH Timothy	Fieldplayer	18 SEP 1991	30
12	KADISH Ian	Fieldplayer	29 MAR 1996	26
13	HARPER Kevin	Fieldplayer	9 MAY 1989	33
14	POPECK Matthew	Fieldplayer	24 MAR 1999	23
19	PALL Zachary	Fieldplayer	12 APR 1990	32
34	UTTING Douglas	Fieldplayer	12 JUN 1991	31
40	FLAPAN Matthew	Fieldplayer	17 FEB 1990	32
44	BOCK Isaac	Fieldplayer	20 DEC 1992	29
77	KRUTER Andrew	Fieldplayer	26 MAY 1992	30

Team Officials:

Headcoach MACARTHUR Brad (CAN)



Team Roster


As of FRI 8 JUL 2022

JPN - Japan

Shirt Number	Name	Playing Position	Date of Birth	Age
1	TATEISHI Shinya	Fieldplayer	15 MAY 1998	24
2	OBANA Kazuki	Fieldplayer	26 FEB 1997	25
3	KOMATSU Yuto	Fieldplayer	17 MAR 1999	23
5	SANO Kiyoshi	Fieldplayer	11 JUL 1998	23
13	SATO Dai	Fieldplayer	8 SEP 1994	27
14	KANAYA Hiroki	Fieldplayer	21 NOV 1996	25
15	UMEHARA Tomoki	Fieldplayer	7 FEB 1996	26
16	NATSUME Seiya	Fieldplayer	19 MAR 1990	32
17	SUZUKI Junichi	Fieldplayer	2 APR 1995	27
18	TOKUMASU Soya	Goalkeeper	10 MAY 1993	29
19	FUKUSHIMA Yuki	Goalkeeper	26 MAY 1996	26
23	SUGIHARA Kinori	Fieldplayer	2 FEB 1995	27

Team Officials:

Headcoach HASEGAWA Gen



Team Roster

As of FRI 8 JUL 2022

USA - United States of America

Shirt Number	Name	Playing Position	Date of Birth	Age
1	KIRST Connor	Fieldplayer	10 AUG 1997	24
2	HEACOCK Colin	Fieldplayer	7 APR 1994	28
3	TIERNEY Ryan	Fieldplayer	23 AUG 1998	23
8	GHITELMAN Adam	Goalkeeper	25 APR 1989	33
12	TEVLIN Brian	Fieldplayer	25 JAN 1999	23
13	GUTERDING Justin	Fieldplayer	3 FEB 1995	27
21	BYRNES Liam	Fieldplayer	19 APR 1993	29
22	CONRAD Ryan	Fieldplayer	13 JAN 1997	25
25	GOODRICH Zach	Fieldplayer	30 OCT 1997	24
26	SCHREIBER Tom	Fieldplayer	24 FEB 1992	30
31	KELLY Jack	Goalkeeper	22 OCT 1994	27
41	BRANDAU Matt	Fieldplayer	6 DEC 1998	23

Team Officials:

Headcoach SHAY Andy



Tournament Summary

As of TUE 12 JUL 2022

Preliminary Round

Phase	Match No.	Teams	Start Time	Final	1st Quarter	2nd Quarter	3rd Quarter	4th Quarter	End of Regulation
Preliminary Round - Group A	M01	GBR - AUS	10:30	13 - 11	1 - 2	3 - 4	4 - 3	5 - 2	
Preliminary Round - Group B	M02	ISR - JPN	12:00	21 - 20	6 - 6	3 - 4	4 - 7	7 - 3	(1.OT) 20 - 20
Preliminary Round - Group B	M03	CAN - HNL	14:00	21 - 9	4 - 1	5 - 4	8 - 2	4 - 2	
Preliminary Round - Group A	M04	USA - GER	15:30	27 - 10	9 - 2	4 - 0	6 - 6	8 - 2	
Preliminary Round - Group A	M05	AUS - GER	10:30	24 - 8	5 - 0	6 - 1	8 - 1	5 - 6	
Preliminary Round - Group B	M06	JPN - CAN	12:00	10 - 26	2 - 5	2 - 8	1 - 6	5 - 7	
Preliminary Round - Group B	M07	HNL - ISR	14:00	16 - 12	6 - 3	0 - 1	4 - 4	6 - 4	
Preliminary Round - Group A	M08	GBR - USA	15:30	9 - 17	1 - 2	3 - 2	2 - 7	3 - 6	
Preliminary Round - Group A	M09	GER - GBR	10:30	10 - 22	2 - 5	3 - 6	2 - 7	3 - 4	
Preliminary Round - Group B	M10	JPN - HNL	12:00	20 - 16	4 - 4	6 - 4	3 - 2	7 - 6	
Preliminary Round - Group B	M11	CAN - ISR	14:00	26 - 7	8 - 1	7 - 1	2 - 4	9 - 1	
Preliminary Round - Group A	M12	USA - AUS	15:30	19 - 10	6 - 3	6 - 0	3 - 5	4 - 2	

Preliminary Round

Group A

Rank	Team	Pts	MP	W	L	GF	GA	Diff.
1	USA	9	3	3	0	63	29	34
2	GBR	6	3	2	1	44	38	6
3	AUS	3	3	1	2	45	40	5
4	GER	0	3	0	3	28	73	-45

Team	USA	GBR	AUS	GER
USA		17 - 9	19 - 10	27 - 10
GBR	9 - 17		13 - 11	22 - 10
AUS	10 - 19	11 - 13		24 - 8
GER	10 - 27	10 - 22	8 - 24	

Group B


Rank	Team	Pts	MP	W	L	GF	GA	Diff.
1	CAN	9	3	3	0	73	26	47
2	JPN	3	3	1	2	50	63	-13
3	HNL	3	3	1	2	41	53	-12
4	ISR	3	3	1	2	40	62	-22

Team	CAN	JPN	HNL	ISR
CAN		26 - 10	21 - 9	26 - 7
JPN	10 - 26		20 - 16	20 - 21
HNL	9 - 21	16 - 20		16 - 12
ISR	7 - 26	21 - 20	12 - 16	

Final Round

Phase	Match No.	Teams	Start Time	Final	1st Quarter	2nd Quarter	3rd Quarter	4th Quarter	End of Regulation
7th Place Game	M15	GER - ISR	10:30	16 - 11	4 - 4	6 - 2	2 - 1	4 - 4	
5th Place Game	M16	AUS - HNL	12:00	12 - 19	2 - 7	1 - 3	6 - 5	3 - 4	
Semifinal	M13	USA - JPN	14:00	17 - 12	8 - 7	3 - 1	3 - 3	3 - 1	
Semifinal	M14	GBR - CAN	15:30	11 - 22	2 - 5	4 - 9	2 - 4	3 - 4	
Bronze Medal Game	M17	JPN - GBR	19:00	19 - 18	6 - 6	6 - 3	3 - 3	3 - 6	(1.OT) 18 - 18
Gold Medal Game	M18	USA - CAN	20:30	9 - 23	1 - 6	4 - 8	3 - 6	1 - 3	

Timing and Results provided by  TISSOT



Tournament Summary

As of TUE 12 JUL 2022

Semifinals

USA - 17
M13, 11 JUL
JPN - 12

GBR - 11
M14, 11 JUL
CAN - 22

Gold Medal Match

USA - 9
M18, 12 JUL
CAN - 23

Bronze Medal Match

JPN - 19
M17, 12 JUL
GBR - 18

Classification 5th/6th Place

AUS - 12
M16, 11 JUL
HNL - 19

Classification 7th/8th Place


GER - 16
M15, 11 JUL
ISR - 11

Final Standings


Gold
Silver
Bronze

Rank	Team
1	CAN - Canada
2	USA - United States of America
3	JPN - Japan
4	GBR - Great Britain
5	HNL - Haudenosaunee Confederacy
6	AUS - Australia
7	GER - Germany
8	ISR - Israel

Legend:			
Diff.	Goal Difference	GA	Goals Against
L	Lost	MP	Matches Played
Pts	Points	T	Tied
		GF	Goals For
		No.	Number
		W	Won

Timing and Results provided by 






Medallists (Team)

GOLD	SILVER	BRONZE
CAN - Canada BERG Wesley BYRNE Josh ROGERS Challen MACINTOSH Jordan BOWERING Reid PETERSON Clarke PORTER Drake DOBSON Brett TEAT Jeff COLE Bryan CURRIER Zach SMITH Dhane	USA - United States of America KIRST Connor HEACOCK Colin TIERNEY Ryan GHITELMAN Adam TEVLIN Brian GUTERDING Justin BYRNES Liam CONRAD Ryan GOODRICH Zach SCHREIBER Tom KELLY Jack BRANDAU Matt	JPN - Japan TATEISHI Shinya OBANA Kazuki KOMATSU Yuto SANO Kiyoshi SATO Dai KANAYA Hiroki UMEHARA Tomoki NATSUME Seiya SUZUKI Junichi TOKUMASU Soya FUKUSHIMA Yuki SUGIHARA Kinori





Game No: 15

Start List

GER vs ISR

Head Official: MCMULLEN Scott (CAN)
Official: DAVIDSON Peter (GBR)
Official: NOSE Ryan (CAN)

GER - Germany

No.	Name	Pos	MP	Date of Birth	Goals	Ass.
10	NORING Leonard	GK	3	20 JAN 1999	5	2
13	ZINOVIEV Mikhail	GK	3	6 FEB 2000		
1	BOCKERMANN Jakob	FP	3	13 OCT 1999		
7	SPIEGEL Moritz	FP	3	20 DEC 1993	5	
8	Adam EAKINS	FP	3	28 NOV 1995	4	1
9	BECKMANN David	FP	3	3 FEB 1998	3	1
14	KINS Felix	FP	3	29 MAY 2001	2	1
16	SPIEGEL Soren	FP	3	27 NOV 1996	1	1
17	KINS Lukas	FP	3	28 APR 1997		2
22	NITSCH Dominik	FP	3	26 JUL 1993		
24	WISMER Justin	FP	3	22 DEC 1999	6	1
26	Wynton BASTIAN	FP	3	26 AUG 2001	2	3
Team Average					28	12
Coach	DESANTIS Pete (USA)					

GER - Matches		
PR	USA	10 - 27
PR	AUS	8 - 24
PR	GBR	10 - 22

ISR - Israel


No.	Name	Pos	MP	Date of Birth	Goals	Ass.
1	FISCHER Eric	GK	3	8 SEP 1994		
5	APPLEBAUM Daniel	FP	3	21 NOV 1990	2	
7	SILBERLICHT Jacob	FP	3	11 SEP 1991		3
9	SEMISCH Timothy	FP	3	18 SEP 1991	1	
12	KADISH Ian	FP	3	29 MAR 1996	10	2
13	HARPER Kevin	FP	3	9 MAY 1989	3	
14	POPECK Matthew	FP	3	24 MAR 1999	10	3
19	PALL Zachary	FP	3	12 APR 1990	7	2
34	UTTING Douglas	FP	3	12 JUN 1991		
40	FLAPAN Matthew	FP	3	17 FEB 1990	1	1
44	BOCK Isaac	FP	3	20 DEC 1992	6	
77	KRUTER Andrew	FP	3	26 MAY 1992		
Team Average					40	11
Coach	MACARTHUR Brad (CAN)					

ISR - Matches		
PR	JPN	21 - 20
PR	HNL	12 - 16
PR	CAN	7 - 26

Legend:	(C) Captain	Ass. Assists	MP Matches Played	No. Number	Pos Playing Position
----------------	-------------	--------------	-------------------	------------	----------------------

Timing and Results provided by  TISSOT





Game No: 15

Results

GER 16 vs 11 ISR

Head Official: MCMULLEN Scott (CAN)
Official: DAVIDSON Peter (GBR)
Official: NOSE Ryan (CAN)

RUNNING SCORE
GER - ISR

GER - Germany

Players		Pos	G/S	A	P	SOG	GB	CT	TO	DC	Penalties				
No.	Name										GC	YC	RC	Min.	
1	BOCKERMANN Jakob	FP	1/1		1	1	1		1						
7	SPIEGEL Moritz	FP	0/1						1	3					
8	Adam EAKINS	FP	2/4	1	3	3	1								
9	BECKMANN David	FP	3/4		3	4									
14	KINS Felix	FP	1/4		1	1			6			1		1:00	
16	SPIEGEL Soren	FP	1/3	1	2	3			1						
17	KINS Lukas	FP	1/2		1	1	2		3						
22	NITSCH Dominik	FP										1		1:00	
24	WISMER Justin	FP	2/2	1	3	2	1		2						
26	Wynton BASTIAN	FP	3/7		3	5				0					
10	NORING Leonard	GK	2/5	1	3	3	1								
13	ZINOVIEV Mikhail	GK							1						
Totals			16/33	4	20	23	6		15	3		2		2:00	

Goalies	SV	GA	Min.
10 NORING Leonard			
13 ZINOVIEV Mikhail	9	11	32:00
Totals	9	11	32:00

1st Quarter

0 (8') 1	KADISH I
0 (5') 2	SILBERLICHT J
0 (3') 3	BOCK I
1 (2') 3	NORING L
1 (2') 4	POPECK M
2 (2') 4	NORING L
3 (1') 4	A EAKINS
4 (1') 4	SPIEGEL S

2nd Quarter

5 (8') 4	W BASTIAN
5 (8') 5	UTTING D
6 (8') 5	BECKMANN D
7 (7') 5	A EAKINS
8 (5') 5	WISMER J
8 (5') 6	HARPER K
9 (1') 6	W BASTIAN
10 (1') 6	BECKMANN D

3rd Quarter

11 (7') 6	W BASTIAN
12 (1') 6	WISMER J
12 (1') 7	FLAPAN M

4th Quarter

13 (8') 7	BECKMANN D
14 (8') 7	KINS L
15 (5') 7	BOCKERMANN J
15 (5') 8	BOCK I
15 (3') 9	UTTING D
16 (2') 9	KINS F
16 (1') 10	KADISH I
16 (1') 11	BOCK I

ISR - Israel


Players		Pos	G/S	A	P	SOG	GB	CT	TO	DC	Penalties				
No.	Name										GC	YC	RC	Min.	
5	APPLEBAUM Daniel	FP	0/1			1									
7	SILBERLICHT Jacob	FP	1/3	1	2	1						1		1:00	
9	SEMISCH Timothy	FP	0/1			1			1						
12	KADISH Ian	FP	2/5		2	3				1					
13	HARPER Kevin	FP	1/1		1	1			2			1		1:00	
14	POPECK Matthew	FP	1/6		1	2	1						1	2:00	
19	PALL Zachary	FP	0/2	1	1	2	1		3		1			0:30	
34	UTTING Douglas	FP	2/3		2	3	2		1						
40	FLAPAN Matthew	FP	1/1		1	1	1		2						
44	BOCK Isaac	FP	3/6		3	5									
77	KRUTER Andrew	FP										1		1:00	
1	FISCHER Eric	GK							2						
Totals			11/29	2	13	20	6		11	5		1	3	1	5:30

Goalies	SV	GA	Min.
1 FISCHER Eric	7	16	32:00
Totals	7	16	32:00

Legend:											
A	Assists	CT	Caused Turnovers	DC	Draw Controls	FP	Field Player	GA	Goals Allowed	GB	Ground Ball
GC	Green Card	GK	Goalkeeper	G/S	Goals/Shots	Min.	Minutes	No.	Number	P	Scorer Points
Pos	Playing Position	RC	Red Card	SOG	Shots on Goal	SV	Saves	TO	Turnovers	YC	Yellow Card

Timing and Results provided by **TISSOT**





Game No: 16

Start List

AUS vs HNL

Head Official: TIGER Joseph (USA)
Official: GLOCK Keith (USA)
Official: KONDO Yusuke (JPN)

AUS - Australia

No.	Name	Pos	MP	Date of Birth	Goals	Ass.
1	AARON Sean	GK	3	4 SEP 1988		
4	KEESING Luke	FP	3	28 OCT 1991	5	
6	HALL Caleb	FP	3	21 DEC 1986	2	1
7	FUSS Matt	FP	3	12 MAR 1992	3	4
9	PURDIE Gordon	FP	3	28 SEP 1996	6	5
11	Jack PRICE	FP	3	18 NOV 1999	4	3
13	MACKINNON Campbell	FP	3	15 JUL 1994	7	1
16	GRAHAM Tom	FP	3	6 SEP 1992	2	3
24	WALKER Lachlan	FP	3	3 JAN 1993	7	2
43	HOWARD Donnie	FP	3	20 JUL 2000	3	
52	STONE Tim	FP	3	14 OCT 1991	3	
96	PARSONS Lucas	FP	3	22 JUN 1998	3	
Team Average					45	19
Coach	MEREDITH Glenn					


AUS - Matches		
PR	GBR	11 - 13
PR	GER	24 - 8
PR	USA	10 - 19

HNL - Haudenosaunee Confederacy


No.	Name	Pos	MP	Date of Birth	Goals	Ass.
76	HILL Warren	GK	3	16 JUL 1992		
1	NANTICOKE Tehoka	FP	3	18 JAN 1998	6	2
4	PATTERSON Jakob	FP	3	29 APR 1997	7	1
15	FOX Jake	FP	3	4 JUL 1996	3	
19	THOMPSON Shonwahnonkon	FP	3	19 OCT 1999		1
23	Brooker MUIR	FP	3	1 JAN 1994		
24	TARBELL Kason	FP	3	17 JUL 1996	3	3
33	JOHN Ron	FP	3	17 APR 1999	5	
43	BOMBERRY Brendan	FP	3	17 JUN 1995	6	2
45	JAMIESON Cody	FP	3	17 JUL 1987	2	3
47	JACKSON Kyle	FP	3	22 AUG 1993	7	
74	THOMPSON Jeremy	FP	3	1 MAR 1987	2	3
Team Average					41	15
Coach	MILLIMAN Peter					

HNL - Matches		
PR	CAN	9 - 21
PR	ISR	16 - 12
PR	JPN	16 - 20

Legend:	(C) Captain	Ass. Assists	MP Matches Played	No. Number	Pos Playing Position
----------------	-------------	--------------	-------------------	------------	----------------------

Timing and Results provided by  TISSOT





Game No: 16

Results

AUS 12 vs 19 HNL

Head Official: TIGER Joseph (USA)
Official: GLOCK Keith (USA)
Official: KONDO Yusuke (JPN)

RUNNING SCORE

AUS - HNL

AUS - Australia

Players		Pos	G/S	A	P	SOG	GB	CT	TO	DC	Penalties			
No.	Name										GC	YC	RC	Min.
4	KEESING Luke	FP	0/3			2	2		2	1				
6	HALL Caleb	FP	0/1						1					
7	FUSS Matt	FP	1/4	1	2	2			3					
9	PURDIE Gordon	FP	1/3		1	2						1		1:00
11	Jack PRICE	FP	0/2						1					
13	MACKINNON Campbell	FP	3/6		3	5			1					
16	GRAHAM Tom	FP	1/5		1	3								
24	WALKER Lachlan	FP	3/6		3	6								
43	HOWARD Donnie	FP	1/3		1	2			1					
52	STONE Tim	FP	2/3		2	2							1	1:00
96	PARSONS Lucas	FP	0/2	2	2									1:00
1	AARON Sean	GK							1					
Totals			12/38	3	15	24	2		10	1			2	2:00

Goalies		SV	GA	Min.
1	AARON Sean	15	19	32:00
Totals		15	19	32:00

HNL - Haudenosaunee Confederacy

Players		Pos	G/S	A	P	SOG	GB	CT	TO	DC	Penalties			
No.	Name										GC	YC	RC	Min.
1	NANTICOKE Tehoka	FP	2/3	1	3	3			2					
4	PATTERSON Jakob	FP	3/8		3	7								
15	FOX Jake	FP	2/3	1	3	3	1							
19	THOMPSON Shonwahnonkon	FP	0/1			1			4		1	1		1:30
23	Brooker MUIR	FP	0/2			2	1		1					
24	TARBELL Kason	FP	0/2			2	2		1					
33	JOHN Ron	FP	2/2		2	2								
43	BOMBERRY Brendan	FP	2/4		2	4			1			1		1:00
45	JAMIESON Cody	FP	1/1		1	1	1		1					
47	JACKSON Kyle	FP	6/8		6	8			1					
74	THOMPSON Jeremy	FP	1/1	1	2	1	1		1	3				
76	HILL Warren	GK							1					
Totals			19/35	3	22	34	6		13	7	1	2		2:30

Goalies		SV	GA	Min.
76	HILL Warren	12	12	32:00
Totals		12	12	32:00

1st Quarter

	0 (8') 1	JACKSON K
MACKINNON C	1 (7') 1	
	1 (7') 2	NANTICOKE T
GRAHAM T	2 (6') 2	
	2 (5') 3	JACKSON K
	2 (4') 4	FOX J
	2 (2') 5	PATTERSON J
	2 (1') 6	JACKSON K
	2 (1') 7	BOMBERRY B

2nd Quarter

	2 (7') 8	JAMIESON C
	2 (4') 9	FOX J
MACKINNON C	3 (4') 9	
	3 (1') 10	JOHN R

3rd Quarter

	3 (8') 11	BOMBERRY B
WALKER L	4 (8') 11	
MACKINNON C	5 (7') 11	
	5 (6') 12	JOHN R
STONE T	6 (5') 12	
WALKER L	7 (5') 12	
	7 (4') 13	JACKSON K
PURDIE G	8 (4') 13	
	8 (3') 14	PATTERSON J
FUSS M	9 (3') 14	
	9 (2') 15	PATTERSON J


4th Quarter

	9 (7') 16	NANTICOKE T
	9 (5') 17	JACKSON K
WALKER L	10 (5') 17	
HOWARD D	11 (2') 17	
	11 (2') 18	THOMPSON J
	11 (2') 19	JACKSON K
STONE T	12 (1') 19	

Legend:											
A	Assists	CT	Caused Turnovers	DC	Draw Controls	FP	Field Player	GA	Goals Allowed	GB	Ground Ball
GC	Green Card	GK	Goalkeeper	G/S	Goals/Shots	Min.	Minutes	No.	Number	P	Scorer Points
Pos	Playing Position	RC	Red Card	SOG	Shots on Goal	SV	Saves	TO	Turnovers	YC	Yellow Card

Timing and Results provided by TISSOT





Game No: 17

Start List

JPN vs GBR

Head Official: GROSS Rob (USA)
Official: COULOMBE Brent (CAN)
Official: WALLACE Ryan (USA)

JPN - Japan

No.	Name	Pos	MP	Date of Birth	Goals	Ass.
18	TOKUMASU Soya	GK	4	10 MAY 1993		
19	FUKUSHIMA Yuki	GK	4	26 MAY 1996		
1	TATEISHI Shinya	FP	4	15 MAY 1998	18	3
2	OBANA Kazuki	FP	4	26 FEB 1997	6	4
3	KOMATSU Yuto	FP	4	17 MAR 1999	6	1
5	SANO Kiyoshi	FP	4	11 JUL 1998		
13	SATO Dai	FP	4	8 SEP 1994		
14	KANAYA Hiroki	FP	4	21 NOV 1996	8	7
15	UMEHARA Tomoki	FP	4	7 FEB 1996	10	4
16	NATSUME Seiya	FP	4	19 MAR 1990	2	4
17	SUZUKI Junichi	FP	4	2 APR 1995	7	3
23	SUGIHARA Kinori	FP	4	2 FEB 1995	5	
Team Average					62	26
Coach	HASEGAWA Gen					


JPN - Matches		
PR	ISR	20 - 21
PR	CAN	10 - 26
PR	HNL	20 - 16
SF	USA	12 - 17


GBR - Great Britain

No.	Name	Pos	MP	Date of Birth	Goals	Ass.
1	DWOBENG Hal	GK	4	22 APR 1998		
2	BAXTER Will	GK	4	15 MAY 1996		
3	PAGE-LAYCOCK Ben	FP	4	30 MAY 1998	9	
4	BRACEGIRDLE Tom	FP	4	26 OCT 1993	3	
5	RUSSELL Alex	FP	4	25 SEP 1996	7	6
6	MILLS Luke	FP	4	3 JAN 1995	2	
7	HUNNS Ryan	FP	4	15 AUG 1994	5	5
8	SWEETMAN Ryan	FP	4	26 NOV 1992	7	
9	BUNIO Lyndon	FP	4	14 MAY 1996	11	3
10	POMFRET Mike	FP	4	16 SEP 1999	6	
11	GUY Zac	FP	4	18 JUL 1991	3	4
12	KIRKLAND Tommy	FP	4	10 JUN 1991	2	1
Team Average					55	19
Coach	WENHAM Tom					

GBR - Matches		
PR	AUS	13 - 11
PR	USA	9 - 17
PR	GER	22 - 10
SF	CAN	11 - 22

Legend:	(C) Captain	Ass. Assists	MP Matches Played	No. Number	Pos Playing Position
----------------	-------------	--------------	-------------------	------------	----------------------

Timing and Results provided by 



Game No: 17

Results

JPN 19 vs 18 GBR

Head Official: GROSS Rob (USA)
Official: COULOMBE Brent (CAN)
Official: WALLACE Ryan (USA)

RUNNING SCORE

JPN - GBR

JPN - Japan

No.	Name	Pos	G/S	A	P	SOG	GB	CT	TO	DC	Penalties				
											GC	YC	RC	Min.	
1	TATEISHI Shinya	FP	0/4	1	1	2	2				1				0:30
2	OBANA Kazuki	FP	4/6		4	4			1			1			1:00
3	KOMATSU Yuto	FP	2/3		2	3	1		1						
5	SANO Kiyoshi	FP													
13	SATO Dai	FP	1/3		1	2					2				1:00
14	KANAYA Hiroki	FP	5/8	1	6	7					1				0:30
15	UMEHARA Tomoki	FP	2/5		2	4									
16	NATSUME Seiya	FP	2/4		2	3	1								
17	SUZUKI Junichi	FP	3/5		3	5			2						
23	SUGIHARA Kinori	FP	0/1						1	1					
18	TOKUMASU Soya	GK													
19	FUKUSHIMA Yuki	GK					2		1						
Totals			19/39	2	21	30	6		6	1	4	1			3:00

Goalies	SV	GA	Min.
18 TOKUMASU Soya			
19 FUKUSHIMA Yuki	11	18	36:00
Totals	11	18	36:00

GBR - Great Britain

No.	Name	Pos	G/S	A	P	SOG	GB	CT	TO	DC	Penalties				
											GC	YC	RC	Min.	
3	PAGE-LAYCOCK Ben	FP	1/3		1	3			2						
4	BRACEGIRDLE Tom	FP	1/1	1	2	1				1					
5	RUSSELL Alex	FP	3/7	1	4	7			1						
6	MILLS Luke	FP	0/2				2								
7	HUNNS Ryan	FP	2/3	1	3	2			1						
8	SWEETMAN Ryan	FP	1/4	1	2	3									
9	BUNIO Lyndon	FP	8/9	1	9	8	2		2	1					
10	POMFRET Mike	FP	1/5		1	4			2						
11	GUY Zac	FP	0/2	2	2		1		2						
12	KIRKLAND Tommy	FP	1/1		1	1	1								
1	DWOBENG Hal	GK													
2	BAXTER Will	GK					1								
Totals			18/37	7	25	29	7		10	5					

Goalies	SV	GA	Min.
1 DWOBENG Hal	6	7	20:00
2 BAXTER Will	5	12	16:00
Totals	11	19	36:00

1st Quarter

	0 (8') 1	SWEETMAN R
UMEHARA T	1 (7') 1	
OBANA K	2 (6') 1	
	2 (6') 2	KIRKLAND T
NATSUME S	3 (6') 2	
	3 (4') 3	RUSSELL A
SUZUKI J	4 (4') 3	
	4 (3') 4	PAGE-LAYCOCK B
	4 (2') 5	BUNIO L
NATSUME S	5 (2') 5	
KANAYA H	6 (1') 5	
	6 (1') 6	BUNIO L

2nd Quarter

KANAYA H	7 (8') 6	
SUZUKI J	8 (7') 6	
SATO D	9 (6') 6	
KANAYA H	10 (4') 6	
	10 (4') 7	BUNIO L
	10 (3') 8	BUNIO L
KANAYA H	11 (3') 8	
	11 (3') 9	HUNNS R
OBANA K	12 (2') 9	

3rd Quarter

	12 (6') 10	RUSSELL A
KANAYA H	13 (6') 10	
	13 (3') 11	BUNIO L
KOMATSU Y	14 (2') 11	
	14 (2') 12	BRACEGIRDLE T
OBANA K	15 (1') 12	

4th Quarter

	15 (8') 13	BUNIO L
	15 (8') 14	BUNIO L
SUZUKI J	16 (7') 14	
KOMATSU Y	17 (6') 14	
	17 (6') 15	POMFRET M
	17 (4') 16	BUNIO L
	17 (3') 17	RUSSELL A
UMEHARA T	18 (3') 17	
	18 (1') 18	HUNNS R


1st Extra Time

OBANA K	19 (3') 18	
---------	------------	--

Legend:											
A	Assists	CT	Caused Turnovers	DC	Draw Controls	FP	Field Player	GA	Goals Allowed	GB	Ground Ball
GC	Green Card	GK	Goalkeeper	G/S	Goals/Shots	Min.	Minutes	No.	Number	P	Scorer Points
Pos	Playing Position	RC	Red Card	SOG	Shots on Goal	SV	Saves	TO	Turnovers	YC	Yellow Card

Timing and Results provided by TISSOT





Game No: 18

Start List

USA vs CAN

Head Official: DAVIDSON Peter (GBR)
Official: NOSE Ryan (CAN)
Official: GLOCK Keith (USA)

USA - United States of America

No.	Name	Pos	MP	Date of Birth	Goals	Ass.
8	GHITELMAN Adam	GK	4	25 APR 1989	2	
31	KELLY Jack	GK	4	22 OCT 1994		
1	KIRST Connor	FP	4	10 AUG 1997	14	
2	HEACOCK Colin	FP	4	7 APR 1994	11	
3	TIERNEY Ryan	FP	4	23 AUG 1998	6	1
12	TEVLIN Brian	FP	4	25 JAN 1999	4	2
13	GUTERDING Justin	FP	4	3 FEB 1995	8	2
21	BYRNES Liam	FP	4	19 APR 1993	4	4
22	CONRAD Ryan	FP	4	13 JAN 1997	13	1
25	GOODRICH Zach	FP	4	30 OCT 1997	4	1
26	SCHREIBER Tom	FP	4	24 FEB 1992	7	3
41	BRANDAU Matt	FP	4	6 DEC 1998	7	2
Team Average					80	16
Coach	SHAY Andy					


USA - Matches		
PR	GER	27 - 10
PR	GBR	17 - 9
PR	AUS	19 - 10
SF	JPN	17 - 12

CAN - Canada


No.	Name	Pos	MP	Date of Birth	Goals	Ass.
45	PORTER Drake	GK	4	1 JUN 1998		
47	DOBSON Brett	GK	4	3 APR 2000		1
14	BERG Wesley	FP	4	19 APR 1993	10	1
22	BYRNE Josh	FP	4	15 APR 1994	17	7
23	ROGERS Challen	FP	4	26 APR 1994	3	3
24	MACINTOSH Jordan	FP	4	19 SEP 1989	12	1
28	BOWERING Reid	FP	4	19 MAY 1998	6	2
42	PETTERSON Clarke	FP	4	23 AUG 1997	7	3
51	TEAT Jeff	FP	4	30 APR 1997	7	4
55	COLE Bryan	FP	4	12 NOV 1993	8	2
77	CURRIER Zach	FP	4	30 MAY 1994	12	4
92	SMITH Dhane	FP	4	23 SEP 1992	13	8
Team Average					95	36
Coach	MERRILL Brodie					

CAN - Matches		
PR	HNL	21 - 9
PR	JPN	26 - 10
PR	ISR	26 - 7
SF	GBR	22 - 11

Legend:	(C) Captain	Ass. Assists	MP Matches Played	No. Number	Pos Playing Position
----------------	-------------	--------------	-------------------	------------	----------------------

Timing and Results provided by 





Game No: 18

Results

USA 9 vs 23 CAN

Head Official: DAVIDSON Peter (GBR)
Official: NOSE Ryan (CAN)
Official: GLOCK Keith (USA)

RUNNING SCORE

USA - CAN

USA - United States of America

Players		G/S	A	P	SOG	GB	CT	TO	DC	Penalties				
No.	Name									Pos	GC	YC	RC	Min.
1	KIRST Connor	FP	1/4		1	2								
2	HEACOCK Colin	FP	1/4		1	3		1						
3	TIERNEY Ryan	FP	1/3		1	2		1			2		2:00	
12	TEVLIN Brian	FP	1/1		1	1		2						
13	GUTERDING Justin	FP	1/3	1	2	1		5						
21	BYRNES Liam	FP	0/1				2	1			1		1:00	
22	CONRAD Ryan	FP	1/4		1	2	1	1	1					
25	GOODRICH Zach	FP	2/3		2	3				1			0:30	
26	SCHREIBER Tom	FP	0/5	2	2	2	1	1						
41	BRANDAU Matt	FP	1/2		1	2		1						
8	GHITELMAN Adam	GK									1		0:30	
31	KELLY Jack	GK					2							
Totals			9/30	3	12	18	6	13	1	2	3		4:00	

Goalies	SV	GA	Min.
8 GHITELMAN Adam			
31 KELLY Jack	7	23	32:00
Totals	7	23	32:00

CAN - Canada

Players		G/S	A	P	SOG	GB	CT	TO	DC	Penalties				
No.	Name									Pos	GC	YC	RC	Min.
14	BERG Wesley	FP	3/4		3	4	2	1			1		1:00	
22	BYRNE Josh	FP	4/4		4	4	1	4			1		1:00	
23	ROGERS Challen	FP		1	1		3	2						
24	MACINTOSH Jordan	FP	3/6		3	5	1	2	1					
28	BOWERING Reid	FP	0/1			1								
42	PETTERSON Clarke	FP	1/2		1	2	2	2						
51	TEAT Jeff	FP	4/4	3	7	4	1							
55	COLE Bryan	FP	1/2		1	1								
77	CURRIER Zach	FP	5/6		5	6	2	1			1		1:00	
92	SMITH Dhane	FP	2/4	2	4	3	1	2			1		1:00	
45	PORTER Drake	GK												
47	DOBSON Brett	GK					1	1						
Totals			23/33	6	29	30	14	15	3		4		4:00	

Goalies	SV	GA	Min.
45 PORTER Drake			
47 DOBSON Brett	9	9	32:00
Totals	9	9	32:00

1st Quarter

0 (8') 1	CURRIER Z
0 (7') 2	CURRIER Z
1 (6') 2	TEVLIN B
1 (4') 3	TEAT J
1 (2') 4	TEAT J
1 (2') 5	BYRNE J
1 (1') 6	PETTERSON C

2nd Quarter

1 (8') 7	CURRIER Z
2 (6') 7	TIERNEY R
2 (6') 8	MACINTOSH J
3 (6') 8	CONRAD R
3 (4') 9	BERG W
3 (4') 10	MACINTOSH J
3 (3') 11	BYRNE J
3 (2') 12	BYRNE J
3 (2') 13	CURRIER Z
4 (1') 13	BRANDAU M
4 (1') 14	BYRNE J
5 (1') 14	GOODRICH Z

3rd Quarter

5 (8') 15	TEAT J
5 (5') 16	BERG W
6 (5') 16	GOODRICH Z
7 (4') 16	HEACOCK C
8 (3') 16	KIRST C
8 (2') 17	COLE B
8 (2') 18	CURRIER Z
8 (1') 19	MACINTOSH J
8 (1') 20	BERG W


4th Quarter

9 (8') 20	GUTERDING J
9 (8') 21	SMITH D
9 (7') 22	SMITH D
9 (5') 23	TEAT J

Legend:											
A	Assists	CT	Caused Turnovers	DC	Draw Controls	FP	Field Player	GA	Goals Allowed	GB	Ground Ball
GC	Green Card	GK	Goalkeeper	G/S	Goals/Shots	Min.	Minutes	No.	Number	P	Scorer Points
Pos	Playing Position	RC	Red Card	SOG	Shots on Goal	SV	Saves	TO	Turnovers	YC	Yellow Card

Timing and Results provided by TISSOT





Game No: 13

Start List

USA vs JPN

Head Official: COULOMBE Brent (CAN)
Official: GREEN Steve (AUS)
Official: LEAHY Michael (GBR)

USA - United States of America

No.	Name	Pos	MP	Date of Birth	Goals	Ass.
8	GHITELMAN Adam	GK	3	25 APR 1989	2	
31	KELLY Jack	GK	3	22 OCT 1994		
1	KIRST Connor	FP	3	10 AUG 1997	12	
2	HEACOCK Colin	FP	3	7 APR 1994	8	
3	TIERNEY Ryan	FP	3	23 AUG 1998	6	1
12	TEVLIN Brian	FP	3	25 JAN 1999	4	1
13	GUTERDING Justin	FP	3	3 FEB 1995	4	2
21	BYRNES Liam	FP	3	19 APR 1993	3	3
22	CONRAD Ryan	FP	3	13 JAN 1997	10	1
25	GOODRICH Zach	FP	3	30 OCT 1997	3	1
26	SCHREIBER Tom	FP	3	24 FEB 1992	5	2
41	BRANDAU Matt	FP	3	6 DEC 1998	6	1
Team Average					63	12
Coach	SHAY Andy					


USA - Matches		
PR	GER	27 - 10
PR	GBR	17 - 9
PR	AUS	19 - 10

JPN - Japan


No.	Name	Pos	MP	Date of Birth	Goals	Ass.
18	TOKUMASU Soya	GK	3	10 MAY 1993		
19	FUKUSHIMA Yuki	GK	3	26 MAY 1996		
1	TATEISHI Shinya	FP	3	15 MAY 1998	14	3
2	OBANA Kazuki	FP	3	26 FEB 1997	5	3
3	KOMATSU Yuto	FP	3	17 MAR 1999	6	1
5	SANO Kiyoshi	FP	3	11 JUL 1998		
13	SATO Dai	FP	3	8 SEP 1994		
14	KANAYA Hiroki	FP	3	21 NOV 1996	7	6
15	UMEHARA Tomoki	FP	3	7 FEB 1996	6	4
16	NATSUME Seiya	FP	3	19 MAR 1990	2	3
17	SUZUKI Junichi	FP	3	2 APR 1995	6	3
23	SUGIHARA Kinori	FP	3	2 FEB 1995	4	
Team Average					50	23
Coach	HASEGAWA Gen					

JPN - Matches		
PR	ISR	20 - 21
PR	CAN	10 - 26
PR	HNL	20 - 16

Legend:	(C) Captain	Ass. Assists	MP Matches Played	No. Number	Pos Playing Position
----------------	-------------	--------------	-------------------	------------	----------------------

Timing and Results provided by 





Game No: 13

Results

USA 17 vs 12 JPN

Head Official: COULOMBE Brent (CAN)
Official: GREEN Steve (AUS)
Official: LEAHY Michael (GBR)

RUNNING SCORE

USA - JPN

USA - United States of America

Players		G/S	A	P	SOG	GB	CT	TO	DC	Penalties					
No.	Name									Pos	GC	YC	RC	Min.	
1	KIRST Connor	FP	2/2		2	2		1	1						
2	HEACOCK Colin	FP	3/5		3	4									
3	TIERNEY Ryan	FP	0/1												
12	TEVLIN Brian	FP	0/3	1	1	1	1	2				1			1:00
13	GUTERDING Justin	FP	4/5		4	4			1						
21	BYRNES Liam	FP	1/3	1	2	3	2								
22	CONRAD Ryan	FP	3/6		3	4			1	1					
25	GOODRICH Zach	FP	1/1		1	1	2			1					
26	SCHREIBER Tom	FP	2/7	1	3	4			2						
41	BRANDAU Matt	FP	1/2	1	2	1			1						
8	GHITELMAN Adam	GK													
31	KELLY Jack	GK													
Totals			17/35	4	21	24	6		9	3			2		2:00

Goalies	SV	GA	Min.
8 GHITELMAN Adam			
31 KELLY Jack	10	12	32:00
Totals	10	12	32:00

JPN - Japan

Players		G/S	A	P	SOG	GB	CT	TO	DC	Penalties					
No.	Name									Pos	GC	YC	RC	Min.	
1	TATEISHI Shinya	FP	4/6		4	5		2							
2	OBANA Kazuki	FP	1/4	1	2	3		1							
3	KOMATSU Yuto	FP	0/3		1	1									
5	SANO Kiyoshi	FP									1				0:30
13	SATO Dai	FP	0/1		1	1		1							
14	KANAYA Hiroki	FP	1/3	1	2	2		2							
15	UMEHARA Tomoki	FP	4/7		4	5	1								
16	NATSUME Seiya	FP	0/1	1	1		1	1							
17	SUZUKI Junichi	FP	1/7		1	4		1							
23	SUGIHARA Kinori	FP	1/1		1	1	1	1	1						
18	TOKUMASU Soya	GK													
19	FUKUSHIMA Yuki	GK													
Totals			12/33	3	15	22	5		9	4	1				0:30

Goalies	SV	GA	Min.
18 TOKUMASU Soya	3	11	16:00
19 FUKUSHIMA Yuki	4	6	16:00
Totals	7	17	32:00

1st Quarter

GUTERDING J	1 (8') 0	
SCHREIBER T	2 (7') 1	OBANA K
	2 (6') 2	UMEHARA T
	2 (5') 3	KANAYA H
HEACOCK C	3 (5') 3	
	3 (5') 4	SUZUKI J
GUTERDING J	4 (4') 4	
	4 (4') 5	TATEISHI S
CONRAD R	5 (4') 5	
KIRST C	6 (2') 5	
BRANDAU M	7 (2') 5	
	7 (1') 6	SUGIHARA K
GUTERDING J	8 (1') 6	
	8 (1') 7	TATEISHI S

2nd Quarter

SCHREIBER T	9 (8') 7	
BYRNES L	10 (7') 7	
	10 (6') 8	UMEHARA T
GUTERDING J	11 (6') 8	

3rd Quarter


CONRAD R	12 (8') 8	
	12 (6') 9	TATEISHI S
	12 (4') 10	TATEISHI S
HEACOCK C	13 (3') 10	
HEACOCK C	14 (1') 10	
	14 (1') 11	UMEHARA T

4th Quarter

	14 (7') 12	UMEHARA T
KIRST C	15 (5') 12	
CONRAD R	16 (4') 12	
GOODRICH Z	17 (1') 12	

Legend:											
A	Assists	CT	Caused Turnovers	DC	Draw Controls	FP	Field Player	GA	Goals Allowed	GB	Ground Ball
GC	Green Card	GK	Goalkeeper	G/S	Goals/Shots	Min.	Minutes	No.	Number	P	Scorer Points
Pos	Playing Position	RC	Red Card	SOG	Shots on Goal	SV	Saves	TO	Turnovers	YC	Yellow Card

Timing and Results provided by TISSOT



Game No: 14

Start List

GBR vs CAN

Head Official: DLUGOZIMA Danny (USA)
Official: GROSS Rob (USA)
Official: WALLACE Ryan (USA)

GBR - Great Britain

No.	Name	Pos	MP	Date of Birth	Goals	Ass.
1	DWOBENG Hal	GK	3	22 APR 1998		
2	BAXTER Will	GK	3	15 MAY 1996		
3	PAGE-LAYCOCK Ben	FP	3	30 MAY 1998	8	
4	BRACEGIRDLE Tom	FP	3	26 OCT 1993	3	
5	RUSSELL Alex	FP	3	25 SEP 1996	6	5
6	MILLS Luke	FP	3	3 JAN 1995		
7	HUNNS Ryan	FP	3	15 AUG 1994	4	5
8	SWEETMAN Ryan	FP	3	26 NOV 1992	5	
9	BUNIO Lyndon	FP	3	14 MAY 1996	9	1
10	POMFRET Mike	FP	3	16 SEP 1999	5	
11	GUY Zac	FP	3	18 JUL 1991	3	3
12	KIRKLAND Tommy	FP	3	10 JUN 1991	1	1
Team Average					44	15
Coach	WENHAM Tom					


GBR - Matches		
PR	AUS	13 - 11
PR	USA	9 - 17
PR	GER	22 - 10

CAN - Canada


No.	Name	Pos	MP	Date of Birth	Goals	Ass.
47	DOBSON Brett	GK	3	3 APR 2000		1
14	BERG Wesley	FP	3	19 APR 1993	7	1
22	BYRNE Josh	FP	3	15 APR 1994	15	4
23	ROGERS Challen	FP	3	26 APR 1994	3	3
24	MACINTOSH Jordan	FP	3	19 SEP 1989	10	1
28	BOWERING Reid	FP	3	19 MAY 1998	6	
42	PETTERSON Clarke	FP	3	23 AUG 1997	3	3
45	PORTER Drake	FP	3	1 JUN 1998		
51	TEAT Jeff	FP	3	30 APR 1997	7	2
55	COLE Bryan	FP	3	12 NOV 1993	5	1
77	CURRIER Zach	FP	3	30 MAY 1994	10	2
92	SMITH Dhane	FP	3	23 SEP 1992	7	8
Team Average					73	26
Coach	MERRILL Brodie					

CAN - Matches		
PR	HNL	21 - 9
PR	JPN	26 - 10
PR	ISR	26 - 7

Legend:	(C) Captain	Ass. Assists	MP Matches Played	No. Number	Pos Playing Position
----------------	-------------	--------------	-------------------	------------	----------------------

Timing and Results provided by  TISSOT





Game No: 14

Results

GBR 11 vs 22 CAN

Head Official: DLUGOZIMA Danny (USA)
Official: GROSS Rob (USA)
Official: WALLACE Ryan (USA)

RUNNING SCORE
GBR - CAN

GBR - Great Britain

Players		G/S	A	P	SOG	GB	CT	TO	DC	Penalties			
No.	Name									Pos	GC	YC	RC
3	PAGE-LAYCOCK Ben	FP	1/4		1	3		3			1		1:00
4	BRACEGIRDLE Tom	FP	0/2		1			4	2				
5	RUSSELL Alex	FP	1/1	1	2	1		3					
6	MILLS Luke	FP	2/3		2	3		3					
7	HUNNS Ryan	FP	1/4		1	4		2	1				
8	SWEETMAN Ryan	FP	2/5		2	2							
9	BUNIO Lyndon	FP	2/2	2	4	2		2					
10	POMFRET Mike	FP	1/4		1	2		3					
11	GUY Zac	FP		1	1			1					
12	KIRKLAND Tommy	FP	1/1		1	1	2	1					
1	DWOBENG Hal	GK											
2	BAXTER Will	GK											
Totals			11/26	4	15	19	2	22	3		1		1:00

Goalies		SV	GA	Min.
1	DWOBENG Hal	2	8	16:00
2	BAXTER Will	6	14	16:00
Totals		8	22	32:00

CAN - Canada

Players		G/S	A	P	SOG	GB	CT	TO	DC	Penalties			
No.	Name									Pos	GC	YC	RC
14	BERG Wesley	FP	3/4		3	3	1						1:00
22	BYRNE Josh	FP	2/5	3	5	2	1	1					
23	ROGERS Challen	FP					2	1					
24	MACINTOSH Jordan	FP	2/4		2	3	1	1	0				
28	BOWERING Reid	FP	0/1	2	2			1					
42	PETTERSON Clarke	FP	4/5		4	5	1						
51	TEAT Jeff	FP	0/3	2	2	3	2						
55	COLE Bryan	FP	3/4	1	4	4					1		1:00
77	CURRIER Zach	FP	2/4	2	4	3	3	2	1				
92	SMITH Dhane	FP	6/8		6	7		1					
45	PORTER Drake	GK											
47	DOBSON Brett	GK					1	1					
Totals			22/38	10	32	30	12	8	5		2		2:00

Goalies		SV	GA	Min.
45	PORTER Drake			
47	DOBSON Brett	8	11	32:00
Totals		8	11	32:00

1st Quarter

0 (6') 1 SMITH D
1 (6') 1 PAGE-LAYCOCK B
1 (6') 2 PETTERSON C
1 (5') 3 BERG W
1 (4') 4 CURRIER Z
2 (3') 4 BUNIO L
2 (2') 5 COLE B

2nd Quarter

2 (8') 6 MACINTOSH J
2 (7') 7 COLE B
2 (7') 8 SMITH D
3 (7') 8 HUNNS R
3 (6') 9 PETTERSON C
4 (6') 9 MILLS L
4 (6') 10 BYRNE J
5 (4') 10 RUSSELL A
5 (3') 11 COLE B
6 (2') 11 BUNIO L
6 (2') 12 PETTERSON C
6 (1') 13 SMITH D
6 (1') 14 CURRIER Z

3rd Quarter

6 (6') 15 SMITH D
6 (6') 16 SMITH D
6 (5') 17 BERG W
7 (4') 17 SWEETMAN R
8 (2') 17 SWEETMAN R
8 (1') 18 BERG W

4th Quarter


9 (7') 18 POMFRET M
10 (6') 18 MILLS L
10 (6') 19 BYRNE J
10 (4') 20 PETTERSON C
10 (2') 21 MACINTOSH J
11 (2') 21 KIRKLAND T
11 (1') 22 SMITH D

Legend:

A	Assists	CT	Caused Turnovers	DC	Draw Controls	FP	Field Player	GA	Goals Allowed	GB	Ground Ball
GC	Green Card	GK	Goalkeeper	G/S	Goals/Shots	Min.	Minutes	No.	Number	P	Scorer Points
Pos	Playing Position	RC	Red Card	SOG	Shots on Goal	SV	Saves	TO	Turnovers	YC	Yellow Card

Timing and Results provided by TISSOT





Game No: 2

Start List

ISR vs JPN

Head Official: COULOMBE Brent (CAN)
Official: TICER Joseph (USA)
Official: GREEN Steve (AUS)

ISR - Israel

No.	Name	Pos	MP	Date of Birth	Goals	Ass.
1	FISCHER Eric	GK		8 SEP 1994		
5	APPLEBAUM Daniel	FP		21 NOV 1990		
7	SILBERLICHT Jacob	FP		11 SEP 1991		
9	SEMISCH Timothy	FP		18 SEP 1991		
12	KADISH Ian	FP		29 MAR 1996		
13	HARPER Kevin	FP		9 MAY 1989		
14	POPECK Matthew	FP		24 MAR 1999		
19	PALL Zachary	FP		12 APR 1990		
34	UTTING Douglas	FP		12 JUN 1991		
40	FLAPAN Matthew	FP		17 FEB 1990		
44	BOCK Isaac	FP		20 DEC 1992		
77	KRUTER Andrew	FP		26 MAY 1992		
				Team Average		
Coach	MACARTHUR Brad (CAN)					


ISR - Matches		
PR	JPN	8 JUL
PR	HNL	9 JUL
PR	CAN	10 JUL

JPN - Japan


No.	Name	Pos	MP	Date of Birth	Goals	Ass.
18	TOKUMASU Soya	GK		10 MAY 1993		
19	FUKUSHIMA Yuki	GK		26 MAY 1996		
1	TATEISHI Shinya	FP		15 MAY 1998		
2	OBANA Kazuki	FP		26 FEB 1997		
3	KOMATSU Yuto	FP		17 MAR 1999		
5	SANO Kiyoshi	FP		11 JUL 1998		
13	SATO Dai	FP		8 SEP 1994		
14	KANAYA Hiroki	FP		21 NOV 1996		
15	UMEHARA Tomoki	FP		7 FEB 1996		
16	NATSUME Seiya	FP		19 MAR 1990		
17	SUZUKI Junichi	FP		2 APR 1995		
23	SUGIHARA Kinori	FP		2 FEB 1995		
				Team Average		
Coach	HASEGAWA Gen					

JPN - Matches		
PR	ISR	8 JUL
PR	CAN	9 JUL
PR	HNL	10 JUL

Legend:	(C) Captain	Ass. Assists	MP Matches Played	No. Number	Pos Playing Position
----------------	-------------	--------------	-------------------	------------	----------------------

Timing and Results provided by  TISSOT





Game No: 2

Results

ISR 21 vs 20 JPN

Head Official: COULOMBE Brent (CAN)
Official: TICER Joseph (USA)
Official: GREEN Steve (AUS)

RUNNING SCORE
ISR - JPN

ISR - Israel

Players		G/S	A	P	SOG	GB	CT	TO	DC	Penalties			
No.	Name									Pos	GC	YC	RC
5	APPLEBAUM Daniel	FP	1/3		1	1		1					
7	SILBERLICHT Jacob	FP	0/2	1	1	1		1		1			0:30
9	SEMISCH Timothy	FP	1/1		1	1	1				1		1:00
12	KADISH Ian	FP	5/6	1	6	5			0				
13	HARPER Kevin	FP	2/2		2	2		1					
14	POPECK Matthew	FP	4/7	2	6	5		1					
19	PALL Zachary	FP	4/8	1	5	7		1					
34	UTTING Douglas	FP						1					
40	FLAPAN Matthew	FP	1/1	1	2	1							
44	BOCK Isaac	FP	3/4		3	3							
77	KRUTER Andrew	FP						1					
1	FISCHER Eric	GK											
Totals			21/34	6	27	26	1	7	0	1	1		1:30

Goalies		SV	GA	Min.
1	FISCHER Eric	8	20	36:00
Totals		8	20	36:00

JPN - Japan

Players		G/S	A	P	SOG	GB	CT	TO	DC	Penalties			
No.	Name									Pos	GC	YC	RC
1	TATEISHI Shinya	FP	6/9		6	6				1			0:30
2	OBANA Kazuki	FP	2/6	2	4	4							
3	KOMATSU Yuto	FP	2/4		2	3							
5	SANO Kiyoshi	FP					1						
13	SATO Dai	FP											
14	KANAYA Hiroki	FP	3/5	2	5	5	3		1				
15	UMEHARA Tomoki	FP	4/5	3	7	4					1		1:00
16	NATSUME Seiya	FP	0/2	2	2	1		1		1			0:30
17	SUZUKI Junichi	FP	1/2	2	3	1		1					
23	SUGIHARA Kinori	FP	2/4		2	4	1	2	3				
18	TOKUMASU Soya	GK					1						
19	FUKUSHIMA Yuki	GK											
Totals			20/37	11	31	28	5	1	6	6	2	1	2:00

Goalies		SV	GA	Min.
18	TOKUMASU Soya	4	9	16:00
19	FUKUSHIMA Yuki	1	12	20:00
Totals		5	21	36:00

1st Quarter

	0 (8') 1	UMEHARA T
PALL Z	1 (8') 1	
	1 (6') 2	UMEHARA T
	1 (5') 3	TATEISHI S
FLAPAN M	2 (5') 3	
	2 (5') 4	KANAYA H
BOCK I	3 (4') 4	
POPECK M	4 (4') 4	
KADISH I	5 (3') 4	
	5 (3') 5	SUGIHARA K
APPLEBAUM D	6 (2') 5	
	6 (1') 6	TATEISHI S

2nd Quarter

	6 (8') 7	TATEISHI S
	6 (6') 8	KANAYA H
	6 (3') 9	KOMATSU Y
KADISH I	7 (3') 9	
POPECK M	8 (2') 9	
KADISH I	9 (1') 9	
	9 (1') 10	OBANA K

3rd Quarter

	9 (7') 11	UMEHARA T
BOCK I	10 (6') 11	
	10 (5') 12	TATEISHI S
	10 (5') 13	TATEISHI S
SEMISCH T	11 (4') 13	
	11 (4') 14	KOMATSU Y
PALL Z	12 (3') 14	
POPECK M	13 (2') 14	
	13 (2') 15	UMEHARA T
	13 (1') 16	KANAYA H
	13 (1') 17	OBANA K

4th Quarter

	13 (7') 18	SUGIHARA K
KADISH I	14 (7') 18	
HARPER K	15 (6') 18	
	15 (6') 19	TATEISHI S
HARPER K	16 (5') 19	
	16 (4') 20	SUZUKI J
POPECK M	17 (4') 20	
PALL Z	18 (3') 20	
PALL Z	19 (2') 20	
BOCK I	20 (1') 20	


1st Extra Time

KADISH I	21 (4') 20
----------	------------

Legend:											
A	Assists	CT	Caused Turnovers	DC	Draw Controls	FP	Field Player	GA	Goals Allowed	GB	Ground Ball
GC	Green Card	GK	Goalkeeper	G/S	Goals/Shots	Min.	Minutes	No.	Number	P	Scorer Points
Pos	Playing Position	RC	Red Card	SOG	Shots on Goal	SV	Saves	TO	Turnovers	YC	Yellow Card

Timing and Results provided by TISSOT





Game No: 3

Start List

CAN vs HNL

Head Official: DLUGOZIMA Danny (USA)
Official: LEAHY Michael (GBR)
Official: GLOCK Keith (USA)

CAN - Canada

No.	Name	Pos	MP	Date of Birth	Goals	Ass.
47	DOBSON Brett	GK		3 APR 2000		
14	BERG Wesley	FP		19 APR 1993		
22	BYRNE Josh	FP		15 APR 1994		
23	ROGERS Challen	FP		26 APR 1994		
24	MACINTOSH Jordan	FP		19 SEP 1989		
28	BOWERING Reid	FP		19 MAY 1998		
42	PETTERSON Clarke	FP		23 AUG 1997		
45	PORTER Drake	FP		1 JUN 1998		
51	TEAT Jeff	FP		30 APR 1997		
55	COLE Bryan	FP		12 NOV 1993		
77	CURRIER Zach	FP		30 MAY 1994		
92	SMITH Dhane	FP		23 SEP 1992		
				Team Average		
Coach	MERRILL Brodie					


CAN - Matches		
PR	HNL	8 JUL
PR	JPN	9 JUL
PR	ISR	10 JUL

HNL - Haudenosaunee Confederacy


No.	Name	Pos	MP	Date of Birth	Goals	Ass.
76	HILL Warren	GK		16 JUL 1992		
1	NANTICOKE Tehoka	FP		18 JAN 1998		
4	PATTERSON Jakob	FP		29 APR 1997		
15	FOX Jake	FP		4 JUL 1996		
19	THOMPSON Shonwahnonkon	FP		19 OCT 1999		
23	Brooker MUIR	FP		1 JAN 1994		
24	TARBELL Kason	FP		17 JUL 1996		
33	JOHN Ron	FP		17 APR 1999		
43	BOMBERRY Brendan	FP		17 JUN 1995		
45	JAMIESON Cody	FP		17 JUL 1987		
47	JACKSON Kyle	FP		22 AUG 1993		
74	THOMPSON Jeremy	FP		1 MAR 1987		
				Team Average		
Coach	MILLIMAN Peter					

HNL - Matches		
PR	CAN	8 JUL
PR	ISR	9 JUL
PR	JPN	10 JUL

Legend:	(C) Captain	Ass. Assists	MP Matches Played	No. Number	Pos Playing Position
----------------	-------------	--------------	-------------------	------------	----------------------

Timing and Results provided by  TISSOT





Game No: 3

Results

CAN 21 vs 9 HNL

Head Official: DLUGOZIMA Danny (USA)
Official: LEAHY Michael (GBR)
Official: GLOCK Keith (USA)

RUNNING SCORE
CAN - HNL

CAN - Canada

Players		G/S	A	P	SOG	GB	CT	TO	DC	Penalties					
No.	Name									Pos	GC	YC	RC	Min.	
14	BERG Wesley	FP	2/4		2	4									
22	BYRNE Josh	FP	4/7	2	6	5	1								
23	ROGERS Challen	FP	1/4		1	1	2								
24	MACINTOSH Jordan	FP	3/3		3	3		1	2		1			1:00	
28	BOWERING Reid	FP	1/1		1	1	1			1				0:30	
42	PETTERSON Clarke	FP	1/3	1	2	2									
45	PORTER Drake	FP													
51	TEAT Jeff	FP	4/6		4	5	2								
55	COLE Bryan	FP	0/1			1		1							
77	CURRIER Zach	FP	3/5	1	4	4	2	1							
92	SMITH Dhane	FP	2/6	2	4	3		3		1				0:30	
47	DOBSON Brett	GK					1								
Totals			21/40	6	27	29	9	6	2	4	1			3:00	

Goalies	SV	GA	Min.
47 DOBSON Brett	10	9	32:00
Totals	10	9	32:00

HNL - Haudenosaunee Confederacy

Players		G/S	A	P	SOG	GB	CT	TO	DC	Penalties					
No.	Name									Pos	GC	YC	RC	Min.	
1	NANTICOKE Tehoka	FP	1/3	1	2	2		1							
4	PATTERSON Jakob	FP	3/4	1	4	4		1							
15	FOX Jake	FP	2/4		2	2		1							
19	THOMPSON Shonwahnonkon	FP		1	1		1			1				0:30	
23	Brooker MUIR	FP	0/2			1	1								
24	TARBELL Kason	FP	1/2		1	1		1							
33	JOHN Ron	FP	0/1			1		1							
43	BOMBERRY Brendan	FP	0/3			2	1	1							
45	JAMIESON Cody	FP	0/5			1		1							
47	JACKSON Kyle	FP	2/6		2	4									
74	THOMPSON Jeremy	FP	0/2	1	1	1		1	2						
76	HILL Warren	GK						1							
Totals			9/32	4	13	19	3	9	6	1				0:30	

Goalies	SV	GA	Min.
76 HILL Warren	8	21	32:00
Totals	8	21	32:00

1st Quarter

BYRNE J	1 (8') 0	
CURRIER Z	2 (8') 0	
	2 (7') 1	PATTERSON J
BERG W	3 (5') 1	
SMITH D	4 (1') 1	

2nd Quarter

TEAT J	5 (8') 1	
	5 (7') 2	PATTERSON J
	5 (5') 3	FOX J
MACINTOSH J	6 (5') 3	
BYRNE J	7 (4') 3	
PETTERSON C	8 (4') 3	
	8 (3') 4	NANTICOKE T
CURRIER Z	9 (3') 4	
	9 (2') 5	PATTERSON J

3rd Quarter

TEAT J	10 (8') 5	
	10 (8') 6	JACKSON K
ROGERS C	11 (6') 6	
TEAT J	12 (5') 6	
BYRNE J	13 (4') 6	
	13 (4') 7	FOX J
BERG W	14 (3') 7	
BOWERING R	15 (3') 7	
CURRIER Z	16 (2') 7	
SMITH D	17 (1') 7	


4th Quarter

TEAT J	18 (6') 7	
	18 (5') 8	TARBELL K
BYRNE J	19 (4') 8	
MACINTOSH J	20 (4') 8	
	20 (3') 9	JACKSON K
MACINTOSH J	21 (1') 9	

Legend:											
A	Assists	CT	Caused Turnovers	DC	Draw Controls	FP	Field Player	GA	Goals Allowed	GB	Ground Ball
GC	Green Card	GK	Goalkeeper	G/S	Goals/Shots	Min.	Minutes	No.	Number	P	Scorer Points
Pos	Playing Position	RC	Red Card	SOG	Shots on Goal	SV	Saves	TO	Turnovers	YC	Yellow Card

Timing and Results provided by **TISSOT**





Game No: 6

Start List

JPN vs CAN

Head Official: GLOCK Keith (USA)
Official: WALLACE Ryan (USA)
Official: DAVIDSON Peter (GBR)

JPN - Japan

No.	Name	Pos	MP	Date of Birth	Goals	Ass.
18	TOKUMASU Soya	GK	1	10 MAY 1993		
19	FUKUSHIMA Yuki	GK	1	26 MAY 1996		
1	TATEISHI Shinya	FP	1	15 MAY 1998	6	
2	OBANA Kazuki	FP	1	26 FEB 1997	2	2
3	KOMATSU Yuto	FP	1	17 MAR 1999	2	
5	SANO Kiyoshi	FP	1	11 JUL 1998		
13	SATO Dai	FP	1	8 SEP 1994		
14	KANAYA Hiroki	FP	1	21 NOV 1996	3	2
15	UMEHARA Tomoki	FP	1	7 FEB 1996	4	3
16	NATSUME Seiya	FP	1	19 MAR 1990		2
17	SUZUKI Junichi	FP	1	2 APR 1995	1	2
23	SUGIHARA Kinori	FP	1	2 FEB 1995	2	
Team Average					20	11
Coach	HASEGAWA Gen					

JPN - Matches		
PR	ISR	20-21
PR	CAN	9 JUL
PR	HNL	10 JUL

CAN - Canada


No.	Name	Pos	MP	Date of Birth	Goals	Ass.
47	DOBSON Brett	GK	1	3 APR 2000		
14	BERG Wesley	FP	1	19 APR 1993	2	
22	BYRNE Josh	FP	1	15 APR 1994	4	2
23	ROGERS Challen	FP	1	26 APR 1994	1	
24	MACINTOSH Jordan	FP	1	19 SEP 1989	3	
28	BOWERING Reid	FP	1	19 MAY 1998	1	
42	PETTERSON Clarke	FP	1	23 AUG 1997	1	1
45	PORTER Drake	FP	1	1 JUN 1998		
51	TEAT Jeff	FP	1	30 APR 1997	4	
55	COLE Bryan	FP	1	12 NOV 1993		
77	CURRIER Zach	FP	1	30 MAY 1994	3	1
92	SMITH Dhane	FP	1	23 SEP 1992	2	2
Team Average					21	6
Coach	MERRILL Brodie					

CAN - Matches		
PR	HNL	21-9
PR	JPN	9 JUL
PR	ISR	10 JUL

Legend:	(C) Captain	Ass. Assists	MP Matches Played	No. Number	Pos Playing Position
----------------	-------------	--------------	-------------------	------------	----------------------

Timing and Results provided by 





Game No: 6

Results

JPN 10 vs 26 CAN

Head Official: GLOCK Keith (USA)
Official: WALLACE Ryan (USA)
Official: DAVIDSON Peter (GBR)

RUNNING SCORE
JPN - CAN

JPN - Japan

Players		G/S	A	P	SOG	GB	CT	TO	DC	Penalties			
No.	Name									Pos	GC	YC	RC
1	TATEISHI Shinya	FP	3/13	2	5	8			3				
2	OBANA Kazuki	FP	2/3	1	3	3	1		2				
3	KOMATSU Yuto	FP	1/3	1	2	2	1						
5	SANO Kiyoshi	FP											
13	SATO Dai	FP					1						
14	KANAYA Hiroki	FP	2/3	1	3	3							
15	UMEHARA Tomoki	FP	0/4			1			2				
16	NATSUME Seiya	FP	0/1	1	1				2				
17	SUZUKI Junichi	FP	0/4			4			1				
23	SUGIHARA Kinori	FP	2/3		2	2	1		3	4			
18	TOKUMASU Soya	GK											
19	FUKUSHIMA Yuki	GK											
Totals			10/34	6	16	23	4		13	4			

Goalies	SV	GA	Min.
18 TOKUMASU Soya	8	26	32:00
19 FUKUSHIMA Yuki			
Totals	8	26	32:00

CAN - Canada

Players		G/S	A	P	SOG	GB	CT	TO	DC	Penalties			
No.	Name									Pos	GC	YC	RC
14	BERG Wesley	FP	1/2	1	2	2	1		2				
22	BYRNE Josh	FP	6/6	1	7	6							
23	ROGERS Challen	FP	2/3	1	3	3			3				
24	MACINTOSH Jordan	FP	3/4	1	4	4	2		1	0			
28	BOWERING Reid	FP	3/3		3	3			1				
42	PETTERSON Clarke	FP	2/3	1	3	3							
45	PORTER Drake	FP											
51	TEAT Jeff	FP	0/1				1		1				
55	COLE Bryan	FP	2/3	1	3	3							
77	CURRIER Zach	FP	5/7	1	6	6	2		1		1		1:00
92	SMITH Dhane	FP	2/4	3	5	4			1				
47	DOBSON Brett	GK					1						
Totals			26/36	10	36	34	7		10	4		1	1:00

Goalies	SV	GA	Min.
47 DOBSON Brett	8	4	16:00
Totals	13	10	32:00

1st Quarter

0 (8') 1 BYRNE J
KOMATSU Y 1 (7') 1
1 (7') 2 CURRIER Z
1 (6') 3 BOWERING R
SUGIHARA K 2 (6') 3
2 (5') 4 BYRNE J
2 (4') 5 MACINTOSH J

2nd Quarter

TATEISHI S 3 (8') 5
3 (7') 6 COLE B
3 (7') 7 BERG W
3 (5') 8 ROGERS C
3 (4') 9 BOWERING R
3 (4') 10 MACINTOSH J
3 (3') 11 CURRIER Z
KANAYA H 4 (1') 11
4 (1') 12 PETTERSON C
4 (1') 13 SMITH D

3rd Quarter

4 (8') 14 CURRIER Z
4 (7') 15 COLE B
4 (6') 16 ROGERS C
4 (5') 17 BYRNE J
SUGIHARA K 5 (5') 17
5 (2') 18 SMITH D
5 (1') 19 CURRIER Z

4th Quarter


5 (8') 20 PETTERSON C
5 (8') 21 BOWERING R
5 (7') 22 CURRIER Z
TATEISHI S 6 (5') 22
6 (5') 23 MACINTOSH J
6 (4') 24 BYRNE J
6 (3') 25 BYRNE J
OBANA K 7 (3') 25
TATEISHI S 8 (2') 25
8 (1') 26 BYRNE J
KANAYA H 9 (1') 26
OBANA K 10 (1') 26

Legend:

A	Assists	CT	Caused Turnovers	DC	Draw Controls	FP	Field Player	GA	Goals Allowed	GB	Ground Ball
GC	Green Card	GK	Goalkeeper	G/S	Goals/Shots	Min.	Minutes	No.	Number	P	Scorer Points
Pos	Playing Position	RC	Red Card	SOG	Shots on Goal	SV	Saves	TO	Turnovers	YC	Yellow Card

Timing and Results provided by TISSOT





Game No: 7

Start List

HNL vs ISR

Head Official: NOSE Ryan (CAN)
Official: DLUGOZIMA Danny (USA)
Official: TICER Joseph (USA)

HNL - Haudenosaunee Confederacy

No.	Name	Pos	MP	Date of Birth	Goals	Ass.
76	HILL Warren	GK	1	16 JUL 1992		
1	NANTICOKE Tehoka	FP	1	18 JAN 1998	1	1
4	PATTERSON Jakob	FP	1	29 APR 1997	3	1
15	FOX Jake	FP	1	4 JUL 1996	2	
19	THOMPSON Shonwahnonkon	FP	1	19 OCT 1999		1
23	Brooker MUIR	FP	1	1 JAN 1994		
24	TARBELL Kason	FP	1	17 JUL 1996	1	
33	JOHN Ron	FP	1	17 APR 1999		
43	BOMBERRY Brendan	FP	1	17 JUN 1995		
45	JAMIESON Cody	FP	1	17 JUL 1987		
47	JACKSON Kyle	FP	1	22 AUG 1993	2	
74	THOMPSON Jeremy	FP	1	1 MAR 1987		1
Team Average					9	4
Coach	MILLIMAN Peter					


HNL - Matches		
PR	CAN	9-21
PR	ISR	9 JUL
PR	JPN	10 JUL

ISR - Israel


No.	Name	Pos	MP	Date of Birth	Goals	Ass.
1	FISCHER Eric	GK	1	8 SEP 1994		
5	APPLEBAUM Daniel	FP	1	21 NOV 1990	1	
7	SILBERLICHT Jacob	FP	1	11 SEP 1991		1
9	SEMISCH Timothy	FP	1	18 SEP 1991	1	
12	KADISH Ian	FP	1	29 MAR 1996	5	1
13	HARPER Kevin	FP	1	9 MAY 1989	2	
14	POPECK Matthew	FP	1	24 MAR 1999	4	2
19	PALL Zachary	FP	1	12 APR 1990	4	1
34	UTTING Douglas	FP	1	12 JUN 1991		
40	FLAPAN Matthew	FP	1	17 FEB 1990	1	1
44	BOCK Isaac	FP	1	20 DEC 1992	3	
77	KRUTER Andrew	FP	1	26 MAY 1992		
Team Average					21	6
Coach	MACARTHUR Brad (CAN)					

ISR - Matches		
PR	JPN	21-20
PR	HNL	9 JUL
PR	CAN	10 JUL

Legend:	(C) Captain	Ass. Assists	MP Matches Played	No. Number	Pos Playing Position
----------------	-------------	--------------	-------------------	------------	----------------------

Timing and Results provided by  TISSOT





Game No: 7

Results

HNL 16 vs 12 ISR

Head Official: NOSE Ryan (CAN)
Official: DLUGOZIMA Danny (USA)
Official: TICER Joseph (USA)

RUNNING SCORE
HNL - ISR

HNL - Haudenosaunee Confederacy

Players		G/S	A	P	SOG	GB	CT	TO	DC	Penalties			
No.	Name									Pos	GC	YC	RC
1	NANTICOKE Tehoka	FP	3/10	1	4	7	2						
4	PATTERSON Jakob	FP	1/2		1	2		1					
15	FOX Jake	FP	0/3		1								
19	THOMPSON Shonwahnonkon	FP	0/2		1	1		1			1		1:00
23	Brooker MUIR	FP											
24	TARBELL Kason	FP	2/2	1	3	2	1	1					
33	JOHN Ron	FP	3/5		3	3	1	1			1		1:00
43	BOMBERRY Brendan	FP	0/1	1	1			1					
45	JAMIESON Cody	FP	2/2	1	3	2		3					
47	JACKSON Kyle	FP	3/7		3	5		1					
74	THOMPSON Jeremy	FP	2/3	1	3	2		1	1				
76	HILL Warren	GK					1						
Totals			16/37	5	21	25	6	10	1		2		2:00

Goalies	SV	GA	Min.
76 HILL Warren	15	12	32:00
Totals	15	12	32:00

ISR - Israel

Players		G/S	A	P	SOG	GB	CT	TO	DC	Penalties			
No.	Name									Pos	GC	YC	RC
5	APPLEBAUM Daniel	FP	1/4		1	2	1	1					
7	SILBERLICHT Jacob	FP	0/3		1	1		1		1			0:30
9	SEMISCH Timothy	FP	0/1		1			2					
12	KADISH Ian	FP	4/7		4	6		1	2				
13	HARPER Kevin	FP	0/3		1	1		2					
14	POPECK Matthew	FP	4/6	1	5	5		1					
19	PALL Zachary	FP	1/7	1	2	6							
34	UTTING Douglas	FP	0/3		1								
40	FLAPAN Matthew	FP	0/1								2		2:00
44	BOCK Isaac	FP	2/5		2	4		3		1			0:30
77	KRUTER Andrew	FP											
1	FISCHER Eric	GK											
Totals			12/40	2	14	27	1	11	5	2	2		3:00

Goalies	SV	GA	Min.
1 FISCHER Eric	9	16	32:00
Totals	9	16	32:00

1st Quarter

	0 (8') 1	KADISH I
JACKSON K	1 (8') 1	
	1 (7') 2	POPECK M
JOHN R	2 (7') 2	
THOMPSON J	3 (6') 2	
NANTICOKE T	4 (5') 2	
	4 (5') 3	APPLEBAUM D
JAMIESON C	5 (4') 3	
NANTICOKE T	6 (2') 3	

2nd Quarter

	6 (5') 4	POPECK M
--	----------	----------

3rd Quarter

JOHN R	7 (7') 4	
	7 (6') 5	PALL Z
	7 (6') 6	POPECK M
JOHN R	8 (3') 6	
JACKSON K	9 (2') 6	
	9 (1') 7	BOCK I
TARBELL K	10 (1') 7	
	10 (1') 8	BOCK I


4th Quarter

TARBELL K	11 (7') 8	
	11 (7') 9	KADISH I
JACKSON K	12 (6') 9	
	12 (4') 10	KADISH I
	12 (3') 11	POPECK M
THOMPSON J	13 (3') 11	
JAMIESON C	14 (2') 11	
PATTERSON J	15 (2') 11	
	15 (1') 12	KADISH I
NANTICOKE T	16 (1') 12	

Legend:											
A	Assists	CT	Caused Turnovers	DC	Draw Controls	FP	Field Player	GA	Goals Allowed	GB	Ground Ball
GC	Green Card	GK	Goalkeeper	G/S	Goals/Shots	Min.	Minutes	No.	Number	P	Scorer Points
Pos	Playing Position	RC	Red Card	SOG	Shots on Goal	SV	Saves	TO	Turnovers	YC	Yellow Card

Timing and Results provided by TISSOT





Game No: 10

Start List

JPN vs HNL

Head Official: GROSS Rob (USA)
Official: MCMULLEN Scott (CAN)
Official: WALLACE Ryan (USA)

JPN - Japan

No.	Name	Pos	MP	Date of Birth	Goals	Ass.
18	TOKUMASU Soya	GK	2	10 MAY 1993		
19	FUKUSHIMA Yuki	GK	2	26 MAY 1996		
1	TATEISHI Shinya	FP	2	15 MAY 1998	9	2
2	OBANA Kazuki	FP	2	26 FEB 1997	4	3
3	KOMATSU Yuto	FP	2	17 MAR 1999	3	1
5	SANO Kiyoshi	FP	2	11 JUL 1998		
13	SATO Dai	FP	2	8 SEP 1994		
14	KANAYA Hiroki	FP	2	21 NOV 1996	5	3
15	UMEHARA Tomoki	FP	2	7 FEB 1996	4	3
16	NATSUME Seiya	FP	2	19 MAR 1990		3
17	SUZUKI Junichi	FP	2	2 APR 1995	1	2
23	SUGIHARA Kinori	FP	2	2 FEB 1995	4	
Team Average					30	17
Coach	HASEGAWA Gen					


JPN - Matches		
PR	ISR	20 - 21
PR	CAN	10 - 26
PR	HNL	10 JUL

HNL - Haudenosaunee Confederacy


No.	Name	Pos	MP	Date of Birth	Goals	Ass.
76	HILL Warren	GK	2	16 JUL 1992		
1	NANTICOKE Tehoka	FP	2	18 JAN 1998	4	2
4	PATTERSON Jakob	FP	2	29 APR 1997	4	1
15	FOX Jake	FP	2	4 JUL 1996	2	
19	THOMPSON Shonwahnonkon	FP	2	19 OCT 1999		1
23	Brooker MUIR	FP	2	1 JAN 1994		
24	TARBELL Kason	FP	2	17 JUL 1996	3	1
33	JOHN Ron	FP	2	17 APR 1999	3	
43	BOMBERRY Brendan	FP	2	17 JUN 1995		1
45	JAMIESON Cody	FP	2	17 JUL 1987	2	1
47	JACKSON Kyle	FP	2	22 AUG 1993	5	
74	THOMPSON Jeremy	FP	2	1 MAR 1987	2	2
Team Average					25	9
Coach	MILLIMAN Peter					

HNL - Matches		
PR	CAN	9 - 21
PR	ISR	16 - 12
PR	JPN	10 JUL

Legend:	(C) Captain	Ass. Assists	MP Matches Played	No. Number	Pos Playing Position
----------------	-------------	--------------	-------------------	------------	----------------------

Timing and Results provided by 





Game No: 10

Results

JPN 20 vs 16 HNL

Head Official: GROSS Rob (USA)
Official: MCMULLEN Scott (CAN)
Official: WALLACE Ryan (USA)

RUNNING SCORE

JPN - HNL

JPN - Japan

Players		G/S	A	P	SOG	GB	CT	TO	DC	Penalties			
No.	Name									Pos	GC	YC	RC
1	TATEISHI Shinya	FP	5/10	1	6	6	1		2				
2	OBANA Kazuki	FP	1/2		1	2	1		2				
3	KOMATSU Yuto	FP	3/7		3	6	1		1				
5	SANO Kiyoshi	FP							1				
13	SATO Dai	FP					2						
14	KANAYA Hiroki	FP	2/7	3	5	3			1	1			0:30
15	UMEHARA Tomoki	FP	2/3	1	3	3			1	2	1		1:00
16	NATSUME Seiya	FP	2/3		2	3			1				
17	SUZUKI Junichi	FP	5/7	1	6	6	1		1				
23	SUGIHARA Kinori	FP						1	0		1		1:00
18	TOKUMASU Soya	GK					1		1		1		0:30
19	FUKUSHIMA Yuki	GK					4		1				
Totals			20/39	6	26	29	11		13	2	2	2	3:00

Goalies	SV	GA	Min.
18 TOKUMASU Soya	1	6	08:00
19 FUKUSHIMA Yuki	4	10	24:00
Totals	5	16	32:00

HNL - Haudenosaunee Confederacy

Players		G/S	A	P	SOG	GB	CT	TO	DC	Penalties			
No.	Name									Pos	GC	YC	RC
1	NANTICOKE Tehoka	FP	2/6		2	5	2		1				
4	PATTERSON Jakob	FP	3/5		3	4				1			0:30
15	FOX Jake	FP	1/2		1	1							
19	THOMPSON Shonwahnonkon	FP							1				3:00
23	Brooker MUIR	FP							1				
24	TARBELL Kason	FP		2	2		1		1				
33	JOHN Ron	FP	2/4		2	2				1	1		1:30
43	BOMBERRY Brendan	FP	6/7	1	7	6	1						
45	JAMIESON Cody	FP	0/2	2	2	1			1		1		1:00
47	JACKSON Kyle	FP	2/3		2	2			3				
74	THOMPSON Jeremy	FP		1	1				1	2			
76	HILL Warren	GK							4				
Totals			16/29	6	22	21	4		13	6	2	3	6:00

Goalies	SV	GA	Min.
76 HILL Warren	9	19	31:58
Totals	9	20	32:00

1st Quarter

SUZUKI J 0 (7') 1 PATTERSON J
 1 (6') 1
 1 (6') 2 PATTERSON J
 1 (5') 3 JACKSON K
 UMEHARA T 2 (4') 3
 TATEISHI S 3 (4') 3
 3 (2') 4 JOHN R
 TATEISHI S 4 (1') 4

2nd Quarter

SUZUKI J 5 (7') 4
 5 (7') 5 BOMBERRY B
 TATEISHI S 6 (6') 5
 SUZUKI J 7 (5') 5
 7 (4') 6 JOHN R
 KANAYA H 8 (3') 6
 8 (2') 7 FOX J
 NATSUME S 9 (2') 7
 9 (2') 8 BOMBERRY B
 KOMATSU Y 10 (1') 8

3rd Quarter

NATSUME S 11 (7') 8
 11 (6') 9 BOMBERRY B
 11 (6') 10 PATTERSON J
 KOMATSU Y 12 (4') 10
 TATEISHI S 13 (2') 10

4th Quarter


SUZUKI J 14 (7') 10
 14 (7') 11 NANTICOKE T
 14 (6') 12 JACKSON K
 14 (6') 13 BOMBERRY B
 OBANA K 15 (5') 13
 15 (5') 14 NANTICOKE T
 SUZUKI J 16 (4') 14
 16 (4') 15 BOMBERRY B
 TATEISHI S 17 (3') 15
 KOMATSU Y 18 (2') 15
 18 (1') 16 BOMBERRY B
 UMEHARA T 19 (1') 16
 KANAYA H 20 (1') 16

Legend:

A Assists	CT Caused Turnovers	DC Draw Controls	FP Field Player	GA Goals Allowed	GB Ground Ball
GC Green Card	GK Goalkeeper	G/S Goals/Shots	Min. Minutes	No. Number	P Scorer Points
Pos Playing Position	RC Red Card	SOG Shots on Goal	SV Saves	TO Turnovers	YC Yellow Card

Timing and Results provided by TISSOT





Game No: 11

Start List

CAN vs ISR

Head Official: GREEN Steve (AUS)
Official: DLUGOZIMA Danny (USA)
Official: LEAHY Michael (GBR)

CAN - Canada

No.	Name	Pos	MP	Date of Birth	Goals	Ass.
47	DOBSON Brett	GK	2	3 APR 2000		
14	BERG Wesley	FP	2	19 APR 1993	3	1
22	BYRNE Josh	FP	2	15 APR 1994	10	3
23	ROGERS Challen	FP	2	26 APR 1994	3	1
24	MACINTOSH Jordan	FP	2	19 SEP 1989	6	1
28	BOWERING Reid	FP	2	19 MAY 1998	4	
42	PETTERSON Clarke	FP	2	23 AUG 1997	3	2
45	PORTER Drake	FP	2	1 JUN 1998		
51	TEAT Jeff	FP	2	30 APR 1997	4	
55	COLE Bryan	FP	2	12 NOV 1993	2	1
77	CURRIER Zach	FP	2	30 MAY 1994	8	2
92	SMITH Dhane	FP	2	23 SEP 1992	4	5
Team Average					47	16
Coach	MERRILL Brodie					


CAN - Matches		
PR	HNL	21 - 9
PR	JPN	26 - 10
PR	ISR	10 JUL

ISR - Israel


No.	Name	Pos	MP	Date of Birth	Goals	Ass.
1	FISCHER Eric	GK	2	8 SEP 1994		
5	APPLEBAUM Daniel	FP	2	21 NOV 1990	2	
7	SILBERLICHT Jacob	FP	2	11 SEP 1991		1
9	SEMISCH Timothy	FP	2	18 SEP 1991	1	
12	KADISH Ian	FP	2	29 MAR 1996	9	1
13	HARPER Kevin	FP	2	9 MAY 1989	2	
14	POPECK Matthew	FP	2	24 MAR 1999	8	3
19	PALL Zachary	FP	2	12 APR 1990	5	2
34	UTTING Douglas	FP	2	12 JUN 1991		
40	FLAPAN Matthew	FP	2	17 FEB 1990	1	1
44	BOCK Isaac	FP	2	20 DEC 1992	5	
77	KRUTER Andrew	FP	2	26 MAY 1992		
Team Average					33	8
Coach	MACARTHUR Brad (CAN)					

ISR - Matches		
PR	JPN	21 - 20
PR	HNL	12 - 16
PR	CAN	10 JUL

Legend:	(C) Captain	Ass. Assists	MP Matches Played	No. Number	Pos Playing Position
----------------	-------------	--------------	-------------------	------------	----------------------

Timing and Results provided by  TISSOT





Game No: 11

Results

CAN 26 vs 7 ISR

Head Official: GREEN Steve (AUS)
Official: DLUGOZIMA Danny (USA)
Official: LEAHY Michael (GBR)

RUNNING SCORE
CAN - ISR

CAN - Canada

Players		G/S	A	P	SOG	GB	CT	TO	DC	Penalties				
No.	Name									Pos	GC	YC	RC	Min.
14	BERG Wesley	FP	4/6		4	6		1						0:30
22	BYRNE Josh	FP	5/6	1	6	5	1							
23	ROGERS Challen	FP		2	2			1						
24	MACINTOSH Jordan	FP	4/4		4	4		1	1					
28	BOWERING Reid	FP	2/2		2	2	1							
42	PETTERSON Clarke	FP	0/1	1	1		1							
45	PORTER Drake	FP					1							
51	TEAT Jeff	FP	3/3	2	5	3		5						
55	COLE Bryan	FP	3/3		3	3	2	2			2			2:00
77	CURRIER Zach	FP	2/2		2	2		1		1				0:30
92	SMITH Dhane	FP	3/3	3	6	3	1	1						
47	DOBSON Brett	GK		1	1		1							
Totals			26/30	10	36	28	8	12	1	2	2			3:00

Goalies	SV	GA	Min.
47 DOBSON Brett	9	5	21:05
Totals	12	7	32:00

ISR - Israel

Players		G/S	A	P	SOG	GB	CT	TO	DC	Penalties				
No.	Name									Pos	GC	YC	RC	Min.
5	APPLEBAUM Daniel	FP	0/3		2									
7	SILBERLICHT Jacob	FP	0/2	2	2			1	1		1			1:00
9	SEMISCH Timothy	FP									1			1:00
12	KADISH Ian	FP	1/3	1	2	1			1					
13	HARPER Kevin	FP	1/3		1	2		2						
14	POPECK Matthew	FP	2/8		2	5	2	3						
19	PALL Zachary	FP	2/4		2	3		3						
34	UTTING Douglas	FP	0/2			2	1	2						
40	FLAPAN Matthew	FP	0/1											
44	BOCK Isaac	FP	1/5		1	3		2						
77	KRUTER Andrew	FP	0/1			1		1						
1	FISCHER Eric	GK					2							
Totals			7/32	3	10	19	5	14	5		2			2:00

Goalies	SV	GA	Min.
1 FISCHER Eric	2	26	32:00
Totals	2	26	32:00

1st Quarter

COLE B 1 (8') 0
BOWERING R 2 (7') 0
2 (7') 1 PALL Z
SMITH D 3 (5') 1
MACINTOSH J 4 (5') 1
BERG W 5 (4') 1
COLE B 6 (3') 1
BYRNE J 7 (2') 1
BYRNE J 8 (1') 1

2nd Quarter

SMITH D 9 (7') 1
CURRIER Z 10 (6') 1
MACINTOSH J 11 (5') 1
TEAT J 12 (4') 1
BYRNE J 13 (3') 1
13 (3') 2 POPECK M
BERG W 14 (2') 2
CURRIER Z 15 (2') 2

3rd Quarter

15 (8') 3 PALL Z
15 (6') 4 POPECK M
MACINTOSH J 16 (6') 4
16 (6') 5 HARPER K
BERG W 17 (5') 5
17 (1') 6 BOCK I

4th Quarter


BYRNE J 18 (8') 6
MACINTOSH J 19 (7') 6
SMITH D 20 (7') 6
BERG W 21 (6') 6
COLE B 22 (5') 6
TEAT J 23 (4') 6
BOWERING R 24 (3') 6
TEAT J 25 (2') 6
25 (2') 7 KADISH I
BYRNE J 26 (1') 7

Legend:

A Assists	CT Caused Turnovers	DC Draw Controls	FP Field Player	GA Goals Allowed	GB Ground Ball
GC Green Card	GK Goalkeeper	G/S Goals/Shots	Min. Minutes	No. Number	P Scorer Points
Pos Playing Position	RC Red Card	SOG Shots on Goal	SV Saves	TO Turnovers	YC Yellow Card

Timing and Results provided by **TISSOT**





Game No: 1

Start List

GBR vs AUS

Head Official: GROSS Rob (USA)
Official: NOSE Ryan (CAN)
Official: WALLACE Ryan (USA)

GBR - Great Britain

No.	Name	Pos	MP	Date of Birth	Goals	Ass.
1	DWOBENG Hal	GK		22 APR 1998		
2	BAXTER Will	GK		15 MAY 1996		
3	PAGE-LAYCOCK Ben	FP		30 MAY 1998		
4	BRACEGIRDLE Tom	FP		26 OCT 1993		
5	RUSSELL Alex	FP		25 SEP 1996		
6	MILLS Luke	FP		3 JAN 1995		
7	HUNNS Ryan	FP		15 AUG 1994		
8	SWEETMAN Ryan	FP		26 NOV 1992		
9	BUNIO Lyndon	FP		14 MAY 1996		
10	POMFRET Mike	FP		16 SEP 1999		
11	GUY Zac	FP		18 JUL 1991		
12	KIRKLAND Tommy	FP		10 JUN 1991		
				Team Average		
Coach	WENHAM Tom					


GBR - Matches		
PR	AUS	8 JUL
PR	USA	9 JUL
PR	GER	10 JUL

AUS - Australia


No.	Name	Pos	MP	Date of Birth	Goals	Ass.
1	AARON Sean	GK		4 SEP 1988		
4	KEESING Luke	FP		28 OCT 1991		
6	HALL Caleb	FP		21 DEC 1986		
7	FUSS Matt	FP		12 MAR 1992		
9	PURDIE Gordon	FP		28 SEP 1996		
11	Jack PRICE	FP		18 NOV 1999		
13	MACKINNON Campbell	FP		15 JUL 1994		
16	GRAHAM Tom	FP		6 SEP 1992		
24	WALKER Lachlan	FP		3 JAN 1993		
43	HOWARD Donnie	FP		20 JUL 2000		
52	STONE Tim	FP		14 OCT 1991		
96	PARSONS Lucas	FP		22 JUN 1998		
				Team Average		
Coach	MEREDITH Glenn					

AUS - Matches		
PR	GBR	8 JUL
PR	GER	9 JUL
PR	USA	10 JUL

Legend:	(C) Captain	Ass. Assists	MP Matches Played	No. Number	Pos Playing Position
----------------	-------------	--------------	-------------------	------------	----------------------

Timing and Results provided by 





Game No: 1

Results

GBR 13 vs 11 AUS

Head Official: GROSS Rob (USA)
Official: NOSE Ryan (CAN)
Official: WALLACE Ryan (USA)

RUNNING SCORE

GBR - AUS

GBR - Great Britain

Players		G/S	A	P	SOG	GB	CT	TO	DC	Penalties			
No.	Name									Pos	GC	YC	RC
3	PAGE-LAYCOCK Ben	FP	3/6		3	5	3		1				
4	BRACEGIRDLE Tom	FP	1/2		1	1			1	3			
5	RUSSELL Alex	FP	2/4	4	6	3	1						
6	MILLS Luke	FP	0/1			1	1						
7	HUNNS Ryan	FP	1/4	2	3	2	3		3				
8	SWEETMAN Ryan	FP	1/9		1	5							
9	BUNIO Lyndon	FP	3/3		3	3			1				
10	POMFRET Mike	FP	2/5		2	4							
11	GUY Zac	FP	0/1			1			3			2	2:00
12	KIRKLAND Tommy	FP							1				
1	DWOBENG Hal	GK											
2	BAXTER Will	GK											
Totals			13/35	6	19	25	8		9	4		2	2:00

Goalies		SV	GA	Min.
1	DWOBENG Hal			
2	BAXTER Will	13	11	32:00
Totals		13	11	32:00

AUS - Australia

Players		G/S	A	P	SOG	GB	CT	TO	DC	Penalties			
No.	Name									Pos	GC	YC	RC
4	KEESING Luke	FP	1/3		1	2		1		0			
6	HALL Caleb	FP	0/2			2			2		1		0:30
7	FUSS Matt	FP	1/2	2	3	2	1	1	1				
9	PURDIE Gordon	FP	0/3	1	1	1			2				
11	Jack PRICE	FP	0/1	1	1	1	1		1				
13	MACKINNON Campbell	FP	2/4		2	3	1		1		1	1	1:30
16	GRAHAM Tom	FP	1/4	1	2	4	1						
24	WALKER Lachlan	FP	2/5	1	3	3			2				
43	HOWARD Donnie	FP	2/4		2	2	1		1		1	1	1:30
52	STONE Tim	FP	1/3		1	2	2		1				
96	PARSONS Lucas	FP	1/3		1	2							
1	AARON Sean	GK											
Totals			11/34	6	17	24	7	2	13	4	3	2	3:30

Goalies		SV	GA	Min.
1	AARON Sean	12	13	32:00
Totals		12	13	32:00

1st Quarter
0 (8') 1 WALKER L
0 (8') 2 PARSONS L
POMFRET M 1 (8') 2


2nd Quarter
RUSSELL A 2 (8') 2
PAGE-LAYCOCK B 3 (8') 2
3 (8') 3 GRAHAM T
BUNIO L 4 (8') 3
4 (8') 4 FUSS M
4 (2') 5 HOWARD D
4 (1') 6 KEESING L

3rd Quarter
4 (7') 7 STONE T
POMFRET M 5 (5') 7
HUNNS R 6 (4') 7
6 (3') 8 WALKER L
SWEETMAN R 7 (2') 8
7 (2') 9 MACKINNON C
RUSSELL A 8 (2') 9

4th Quarter
BUNIO L 9 (8') 9
9 (7') 10 MACKINNON C
PAGE-LAYCOCK B 10 (7') 10
PAGE-LAYCOCK B 11 (4') 10
11 (4') 11 HOWARD D
BRACEGIRDLE T 12 (3') 11
BUNIO L 13 (2') 11

Legend:											
A	Assists	CT	Caused Turnovers	DC	Draw Controls	FP	Field Player	GA	Goals Allowed	GB	Ground Ball
GC	Green Card	GK	Goalkeeper	G/S	Goals/Shots	Min.	Minutes	No.	Number	P	Scorer Points
Pos	Playing Position	RC	Red Card	SOG	Shots on Goal	SV	Saves	TO	Turnovers	YC	Yellow Card

Timing and Results provided by TISSOT



Game No: 4

Start List

USA vs GER

Head Official: MCMULLEN Scott (CAN)
Official: DAVIDSON Peter (GBR)
Official: KONDO Yusuke (JPN)

USA - United States of America

No.	Name	Pos	MP	Date of Birth	Goals	Ass.
8	GHITELMAN Adam	GK		25 APR 1989		
31	KELLY Jack	GK		22 OCT 1994		
1	KIRST Connor	FP		10 AUG 1997		
2	HEACOCK Colin	FP		7 APR 1994		
3	TIERNEY Ryan	FP		23 AUG 1998		
12	TEVLIN Brian	FP		25 JAN 1999		
13	GUTERDING Justin	FP		3 FEB 1995		
21	BYRNES Liam	FP		19 APR 1993		
22	CONRAD Ryan	FP		13 JAN 1997		
25	GOODRICH Zach	FP		30 OCT 1997		
26	SCHREIBER Tom	FP		24 FEB 1992		
41	BRANDAU Matt	FP		6 DEC 1998		
				Team Average		
Coach	SHAY Andy					


USA - Matches		
PR	GER	8 JUL
PR	GBR	9 JUL
PR	AUS	10 JUL

GER - Germany


No.	Name	Pos	MP	Date of Birth	Goals	Ass.
10	NORING Leonard	GK		20 JAN 1999		
13	ZINOVIEV Mikhail	GK		6 FEB 2000		
1	BOCKERMANN Jakob	FP		13 OCT 1999		
7	SPIEGEL Moritz	FP		20 DEC 1993		
8	Adam EAKINS	FP		28 NOV 1995		
9	BECKMANN David	FP		3 FEB 1998		
14	KINS Felix	FP		29 MAY 2001		
16	SPIEGEL Soren	FP		27 NOV 1996		
17	KINS Lukas	FP		28 APR 1997		
17	NITSCH Dominik	FP		26 JUL 1993		
24	WISMER Justin	FP		22 DEC 1999		
26	Wynton BASTIAN	FP		26 AUG 2001		
				Team Average		
Coach	DESANTIS Pete (USA)					

GER - Matches		
PR	USA	8 JUL
PR	AUS	9 JUL
PR	GBR	10 JUL

Legend:	(C) Captain	Ass. Assists	MP Matches Played	No. Number	Pos Playing Position
----------------	-------------	--------------	-------------------	------------	----------------------

Timing and Results provided by  TISSOT





Game No: 4

Results

USA 27 vs 10 GER

Head Official: MCMULLEN Scott (CAN)
Official: DAVIDSON Peter (GBR)
Official: KONDO Yusuke (JPN)

RUNNING SCORE
USA - GER

USA - United States of America

Players		Pos	G/S	A	P	SOG	GB	CT	TO	DC	Penalties				
No.	Name										GC	YC	RC	Min.	
1	KIRST Connor	FP	5/6		5	6	1			1					
2	HEACOCK Colin	FP	3/5		3	5						1			1:00
3	TIERNEY Ryan	FP	1/4		1	3	1								
12	TEVLIN Brian	FP	2/3	1	3	2									
13	GUTERDING Justin	FP	2/8	1	3	8			1						
21	BYRNES Liam	FP	2/4	2	4	2	1								
22	CONRAD Ryan	FP	3/8	1	4	7	2			1					
25	GOODRICH Zach	FP	1/2		1	1									
26	SCHREIBER Tom	FP	3/6	1	4	4	1		1						
41	BRANDAU Matt	FP	4/4		4	4	1		1						
8	GHITELMAN Adam	GK	1/1		1	1	1					1			1:00
31	KELLY Jack	GK													
Totals			27/51	6	33	43	8		3	2		2			2:00

Goalies	SV	GA	Min.
8 GHITELMAN Adam	4	8	16:00
31 KELLY Jack	5	2	16:00
Totals	9	10	32:00

GER - Germany

Players		Pos	G/S	A	P	SOG	GB	CT	TO	DC	Penalties				
No.	Name										GC	YC	RC	Min.	
1	BOCKERMANN Jakob	FP	0/1						1						
7	SPIEGEL Moritz	FP	2/2		2	2	1		2	2					
8	Adam EAKINS	FP	3/6		3	5			1						
9	BECKMANN David	FP	1/3	1	2	2	1		2						
14	KINS Felix	FP	1/2		1	2			1			1			1:00
16	SPIEGEL Soren	FP	1/4	1	2	4	1		2						
17	KINS Lukas	FP	0/1	1	1				1	0					
17	KINS Lukas	FP													
24	WISMER Justin	FP	0/4	1	1	1			2						
26	Wynton BASTIAN	FP	0/3	1	1	1	1		2						
10	NORING Leonard	GK	2/6		2	2	1		1						
13	ZINOVIEV Mikhail	GK							1						
Totals			10/32	5	15	19	6		15	6		1			1:00

Goalies	SV	GA	Min.
10 NORING Leonard			
13 ZINOVIEV Mikhail	16	27	32:00
Totals	16	27	32:00

1st Quarter

SCHREIBER T	1 (8') 0
HEACOCK C	2 (7') 0
GUTERDING J	3 (6') 0
	3 (6') 1 A EAKINS
KIRST C	4 (5') 1
GHITELMAN A	5 (5') 1
TEVLIN B	6 (4') 1
GOODRICH Z	7 (3') 1
HEACOCK C	8 (1') 1
BRANDAU M	9 (1') 1
	9 (1') 2 A EAKINS

2nd Quarter

TIERNEY R	10 (7') 2
TEVLIN B	11 (5') 2
KIRST C	12 (3') 2
CONRAD R	13 (2') 2

3rd Quarter

	13 (8') 3 KINS F
SCHREIBER T	14 (7') 3
	14 (6') 4 NORING L
CONRAD R	15 (6') 4
BRANDAU M	16 (5') 4
	16 (5') 5 SPIEGEL M
HEACOCK C	17 (4') 5
	17 (3') 6 A EAKINS
	17 (3') 7 SPIEGEL M
BRANDAU M	18 (2') 7
	18 (2') 8 NORING L
KIRST C	19 (1') 8


4th Quarter

KIRST C	20 (8') 8
SCHREIBER T	21 (7') 8
BRANDAU M	22 (7') 8
	22 (6') 9 BECKMANN D
BYRNES L	23 (5') 9
KIRST C	24 (4') 9
CONRAD R	25 (3') 9
	25 (3') 10 SPIEGEL S
BYRNES L	26 (3') 10
GUTERDING J	27 (2') 10

Legend:											
A	Assists	CT	Caused Turnovers	DC	Draw Controls	FP	Field Player	GA	Goals Allowed	GB	Ground Ball
GC	Green Card	GK	Goalkeeper	G/S	Goals/Shots	Min.	Minutes	No.	Number	P	Scorer Points
Pos	Playing Position	RC	Red Card	SOG	Shots on Goal	SV	Saves	TO	Turnovers	YC	Yellow Card

Timing and Results provided by TISSOT





Game No: 5

Start List

AUS vs GER

Head Official: LEAHY Michael (GBR)
Official: GROSS Rob (USA)
Official: KONDO Yusuke (JPN)

AUS - Australia

No.	Name	Pos	MP	Date of Birth	Goals	Ass.
1	AARON Sean	GK	1	4 SEP 1988		
4	KEESING Luke	FP	1	28 OCT 1991	1	
6	HALL Caleb	FP	1	21 DEC 1986		
7	FUSS Matt	FP	1	12 MAR 1992	1	2
9	PURDIE Gordon	FP	1	28 SEP 1996		1
11	Jack PRICE	FP	1	18 NOV 1999		1
13	MACKINNON Campbell	FP	1	15 JUL 1994	2	
16	GRAHAM Tom	FP	1	6 SEP 1992	1	1
24	WALKER Lachlan	FP	1	3 JAN 1993	2	1
43	HOWARD Donnie	FP	1	20 JUL 2000	2	
52	STONE Tim	FP	1	14 OCT 1991	1	
96	PARSONS Lucas	FP	1	22 JUN 1998	1	
Team Average					11	6
Coach	MEREDITH Glenn					


AUS - Matches		
PR	GBR	11 - 13
PR	GER	9 JUL
PR	USA	10 JUL

GER - Germany


No.	Name	Pos	MP	Date of Birth	Goals	Ass.
10	NORING Leonard	GK	1	20 JAN 1999	2	
13	ZINOVIEV Mikhail	GK	1	6 FEB 2000		
1	BOCKERMANN Jakob	FP	1	13 OCT 1999		
7	SPIEGEL Moritz	FP	1	20 DEC 1993	2	
8	Adam EAKINS	FP	1	28 NOV 1995	3	
9	BECKMANN David	FP	1	3 FEB 1998	1	1
14	KINS Felix	FP	1	29 MAY 2001	1	
16	SPIEGEL Soren	FP	1	27 NOV 1996	1	1
17	KINS Lukas	FP	1	28 APR 1997		1
22	NITSCH Dominik	FP	1	26 JUL 1993		
24	WISMER Justin	FP	1	22 DEC 1999		1
26	Wynton BASTIAN	FP	1	26 AUG 2001		1
Team Average					10	5
Coach	DESANTIS Pete (USA)					

GER - Matches		
PR	USA	10 - 27
PR	AUS	9 JUL
PR	GBR	10 JUL

Legend:	(C) Captain	Ass. Assists	MP Matches Played	No. Number	Pos Playing Position
----------------	-------------	--------------	-------------------	------------	----------------------

Timing and Results provided by  TISSOT





Game No: 5

Results

AUS 24 vs 8 GER

Head Official: LEAHY Michael (GBR)
Official: GROSS Rob (USA)
Official: KONDO Yusuke (JPN)

RUNNING SCORE
AUS - GER

AUS - Australia

Players		G/S	A	P	SOG	GB	CT	TO	DC	Penalties				
No.	Name									Pos	GC	YC	RC	Min.
4	KEESING Luke	FP	3/4		3	4	2		1	3				
6	HALL Caleb	FP	2/3	1	3	3	2							
7	FUSS Matt	FP	2/3	1	3	3	1	2						
9	PURDIE Gordon	FP	5/11	1	6	10	2							
11	Jack PRICE	FP	3/4	1	4	3	1							
13	MACKINNON Campbell	FP	3/3	1	4	3	1							
16	GRAHAM Tom	FP	0/3	2	2	1	1	2						
24	WALKER Lachlan	FP	2/4	1	3	4	1	1						
43	HOWARD Donnie	FP	1/5		1	4	1				1		1:00	
52	STONE Tim	FP	1/2		1	2	1	1						
96	PARSONS Lucas	FP	2/6		2	4	1							
1	AARON Sean	GK					3		1					
Totals			24/48	8	32	41	17		8	3		1		1:00

Goalies	SV	GA	Min.
1 AARON Sean	10	8	32:00
Totals	10	8	32:00

GER - Germany

Players		G/S	A	P	SOG	GB	CT	TO	DC	Penalties				
No.	Name									Pos	GC	YC	RC	Min.
1	BOCKERMANN Jakob	FP	0/2		2			2						
7	SPIEGEL Moritz	FP	1/2	1	2			3	1					
8	Adam EAKINS	FP	0/2	1	1	1		1						
9	BECKMANN David	FP	0/1											
14	KINS Felix	FP	0/1		1			1			1		1:00	
16	SPIEGEL Soren	FP	0/3		3			2						
17	KINS Lukas	FP	0/1		1			2	0					
22	NITSCH Dominik	FP						1						
24	WISMER Justin	FP	5/8		5	5	1	3						
26	Wynton BASTIAN	FP	1/3	1	2	2		2						
10	NORING Leonard	GK	1/2	1	2	1		3						
13	ZINOVIEV Mikhail	GK					1							
Totals			8/25	3	11	18	2	20	5		1			1:00

Goalies	SV	GA	Min.
10 NORING Leonard			
13 ZINOVIEV Mikhail	17	24	32:00
Totals	17	24	32:00

1st Quarter

PARSONS L	1 (8') 0
PARSONS L	2 (6') 0
KEESING L	3 (6') 0
HOWARD D	4 (5') 0
J PRICE	5 (2') 0

2nd Quarter

5 (7') 1	NORING L
6 (6') 1	KEESING L
7 (5') 1	PURDIE G
8 (4') 1	WALKER L
9 (3') 1	HALL C
10 (2') 1	STONE T
11 (1') 1	HALL C

3rd Quarter


12 (8') 1	FUSS M
13 (4') 1	PURDIE G
14 (4') 1	MACKINNON C
15 (3') 1	PURDIE G
15 (2') 2	WISMER J
16 (2') 2	PURDIE G
17 (2') 2	MACKINNON C
18 (1') 2	PURDIE G
19 (1') 2	WALKER L

4th Quarter

19 (8') 3	W BASTIAN
20 (8') 3	FUSS M
20 (7') 4	WISMER J
21 (7') 4	MACKINNON C
21 (5') 5	SPIEGEL M
21 (5') 6	WISMER J
22 (4') 6	J PRICE
22 (4') 7	WISMER J
23 (2') 7	J PRICE
24 (1') 7	KEESING L
24 (1') 8	WISMER J

Legend:											
A	Assists	CT	Caused Turnovers	DC	Draw Controls	FP	Field Player	GA	Goals Allowed	GB	Ground Ball
GC	Green Card	GK	Goalkeeper	G/S	Goals/Shots	Min.	Minutes	No.	Number	P	Scorer Points
Pos	Playing Position	RC	Red Card	SOG	Shots on Goal	SV	Saves	TO	Turnovers	YC	Yellow Card

Timing and Results provided by TISSOT



Game No: 8

Start List

GBR vs USA

Head Official: MCMULLEN Scott (CAN)
Official: COULOMBE Brent (CAN)
Official: GREEN Steve (AUS)

GBR - Great Britain

No.	Name	Pos	MP	Date of Birth	Goals	Ass.
1	DWOBENG Hal	GK	1	22 APR 1998		
2	BAXTER Will	GK	1	15 MAY 1996		
3	PAGE-LAYCOCK Ben	FP	1	30 MAY 1998	3	
4	BRACEGIRDLE Tom	FP	1	26 OCT 1993	1	
5	RUSSELL Alex	FP	1	25 SEP 1996	2	4
6	MILLS Luke	FP	1	3 JAN 1995		
7	HUNNS Ryan	FP	1	15 AUG 1994	1	2
8	SWEETMAN Ryan	FP	1	26 NOV 1992	1	
9	BUNIO Lyndon	FP	1	14 MAY 1996	3	
10	POMFRET Mike	FP	1	16 SEP 1999	2	
11	GUY Zac	FP	1	18 JUL 1991		
12	KIRKLAND Tommy	FP	1	10 JUN 1991		
Team Average					13	6
Coach	WENHAM Tom					


GBR - Matches		
PR	AUS	13 - 11
PR	USA	9 JUL
PR	GER	10 JUL

USA - United States of America


No.	Name	Pos	MP	Date of Birth	Goals	Ass.
8	GHITELMAN Adam	GK	1	25 APR 1989	1	
31	KELLY Jack	GK	1	22 OCT 1994		
1	KIRST Connor	FP	1	10 AUG 1997	5	
2	HEACOCK Colin	FP	1	7 APR 1994	3	
3	TIERNEY Ryan	FP	1	23 AUG 1998	1	
12	TEVLIN Brian	FP	1	25 JAN 1999	2	1
13	GUTERDING Justin	FP	1	3 FEB 1995	2	1
21	BYRNES Liam	FP	1	19 APR 1993	2	2
22	CONRAD Ryan	FP	1	13 JAN 1997	3	1
25	GOODRICH Zach	FP	1	30 OCT 1997	1	
26	SCHREIBER Tom	FP	1	24 FEB 1992	3	1
41	BRANDAU Matt	FP	1	6 DEC 1998	4	
Team Average					27	6
Coach	SHAY Andy					

USA - Matches		
PR	GER	27 - 10
PR	GBR	9 JUL
PR	AUS	10 JUL

Legend:	(C) Captain	Ass. Assists	MP Matches Played	No. Number	Pos Playing Position
----------------	-------------	--------------	-------------------	------------	----------------------

Timing and Results provided by  TISSOT





Game No: 8

Results

GBR 9 vs 17 USA

Head Official: MCMULLEN Scott (CAN)
Official: COULOMBE Brent (CAN)
Official: GREEN Steve (AUS)

RUNNING SCORE
GBR - USA

GBR - Great Britain

Players		G/S	A	P	SOG	GB	CT	TO	DC	Penalties			
No.	Name									Pos	GC	YC	RC
3	PAGE-LAYCOCK Ben	FP	2/3		2	3							
4	BRACEGIRDLE Tom	FP	0/2			1	1	1	3				
5	RUSSELL Alex	FP	0/4			2	2		3				
6	MILLS Luke	FP	0/2						1				
7	HUNNS Ryan	FP	2/6	1	3	6		1		1			0:30
8	SWEETMAN Ryan	FP	1/4		1	2	2		3				
9	BUNIO Lyndon	FP	2/3		2	3	1		1				
10	POMFRET Mike	FP	2/4		2	4	1		1				
11	GUY Zac	FP	0/2	2	2				3				
12	KIRKLAND Tommy	FP	0/1				2		1				
1	DWOBENG Hal	GK							1				
2	BAXTER Will	GK	0/1			1	2						
Totals			9/32	3	12	22	11		16	3	1		0:30

Goalies		SV	GA	Min.
1	DWOBENG Hal			
2	BAXTER Will	15	17	32:00
Totals		15	17	32:00

1st Quarter

PAGE-LAYCOCK B	1 (7') 0	
	1 (7') 1	CONRAD R
	1 (2') 2	BYRNES L

2nd Quarter

HUNNS R	2 (7') 2	
	2 (6') 3	CONRAD R
HUNNS R	3 (5') 3	
	3 (4') 4	HEACOCK C
BUNIO L	4 (1') 4	

3rd Quarter

	4 (8') 5	CONRAD R
	4 (7') 6	HEACOCK C
	4 (6') 7	KIRST C
	4 (5') 8	BRANDAU M
	4 (5') 9	CONRAD R
POMFRET M	5 (4') 9	
	5 (3') 10	TIERNEY R
SWEETMAN R	6 (1') 10	
	6 (1') 11	GOODRICH Z

4th Quarter

PAGE-LAYCOCK B	7 (7') 11	
	7 (7') 12	SCHREIBER T
	7 (6') 13	TIERNEY R
	7 (5') 14	GUTERDING J
POMFRET M	8 (4') 14	
	8 (3') 15	CONRAD R
	8 (3') 16	TEVLIN B
BUNIO L	9 (2') 16	
	9 (2') 17	GHITELMAN A

USA - United States of America


Players		G/S	A	P	SOG	GB	CT	TO	DC	Penalties			
No.	Name									Pos	GC	YC	RC
1	KIRST Connor	FP	1/4		1	3		1	0				
2	HEACOCK Colin	FP	2/2		2	2	2						
3	TIERNEY Ryan	FP	2/3		2	2		1			1		1:00
12	TEVLIN Brian	FP	1/1		1	1	1						
13	GUTERDING Justin	FP	1/10		1	8		1			1		1:00
21	BYRNES Liam	FP	1/2		1	2	2	1					
22	CONRAD Ryan	FP	5/7		5	7	1	1	0	1			0:30
25	GOODRICH Zach	FP	1/1		1	1							
26	SCHREIBER Tom	FP	1/4		1	2	1						
41	BRANDAU Matt	FP	1/4		1	3							
8	GHITELMAN Adam	GK	1/1		1	1							
31	KELLY Jack	GK					1		1				
Totals			17/39		17	32	8		6	3	1	2	2:30

Goalies		SV	GA	Min.
8	GHITELMAN Adam			
31	KELLY Jack	13	9	32:00
Totals		13	9	32:00

A	Assists	CT	Caused Turnovers	DC	Draw Controls	FP	Field Player	GA	Goals Allowed	GB	Ground Ball
GC	Green Card	GK	Goalkeeper	G/S	Goals/Shots	Min.	Minutes	No.	Number	P	Scorer Points
Pos	Playing Position	RC	Red Card	SOG	Shots on Goal	SV	Saves	TO	Turnovers	YC	Yellow Card

Timing and Results provided by **TISSOT**





Game No: 9

Start List

GER vs GBR

Head Official: GLOCK Keith (USA)
Official: KONDO Yusuke (JPN)
Official: TICER Joseph (USA)

GER - Germany

No.	Name	Pos	MP	Date of Birth	Goals	Ass.
10	NORING Leonard	GK	2	20 JAN 1999	3	1
13	ZINOVIEV Mikhail	GK	2	6 FEB 2000		
1	BOCKERMANN Jakob	FP	2	13 OCT 1999		
7	SPIEGEL Moritz	FP	2	20 DEC 1993	3	
8	Adam EAKINS	FP	2	28 NOV 1995	3	1
9	BECKMANN David	FP	2	3 FEB 1998	1	1
14	KINS Felix	FP	2	29 MAY 2001	1	
16	SPIEGEL Soren	FP	2	27 NOV 1996	1	1
17	KINS Lukas	FP	2	28 APR 1997		1
22	NITSCH Dominik	FP	2	26 JUL 1993		
24	WISMER Justin	FP	2	22 DEC 1999	5	1
26	Wynton BASTIAN	FP	2	26 AUG 2001	1	2
Team Average					18	8
Coach	DESANTIS Pete (USA)					


GER - Matches		
PR	USA	10 - 27
PR	AUS	8 - 24
PR	GBR	10 JUL

GBR - Great Britain


No.	Name	Pos	MP	Date of Birth	Goals	Ass.
1	DWOBENG Hal	GK	2	22 APR 1998		
2	BAXTER Will	GK	2	15 MAY 1996		
3	PAGE-LAYCOCK Ben	FP	2	30 MAY 1998	5	
4	BRACEGIRDLE Tom	FP	2	26 OCT 1993	1	
5	RUSSELL Alex	FP	2	25 SEP 1996	2	4
6	MILLS Luke	FP	2	3 JAN 1995		
7	HUNNS Ryan	FP	2	15 AUG 1994	3	3
8	SWEETMAN Ryan	FP	2	26 NOV 1992	2	
9	BUNIO Lyndon	FP	2	14 MAY 1996	5	
10	POMFRET Mike	FP	2	16 SEP 1999	4	
11	GUY Zac	FP	2	18 JUL 1991		2
12	KIRKLAND Tommy	FP	2	10 JUN 1991		
Team Average					22	9
Coach	WENHAM Tom					

GBR - Matches		
PR	AUS	13 - 11
PR	USA	9 - 17
PR	GER	10 JUL

Legend:	(C) Captain	Ass. Assists	MP Matches Played	No. Number	Pos Playing Position
----------------	-------------	--------------	-------------------	------------	----------------------

Timing and Results provided by  TISSOT





Game No: 9

Results

GER 10 vs 22 GBR

Head Official: GLOCK Keith (USA)
Official: KONDO Yusuke (JPN)
Official: TIGER Joseph (USA)

RUNNING SCORE
GER - GBR

GER - Germany

Players		G/S	A	P	SOG	GB	CT	TO	DC	Penalties			
No.	Name									Pos	GC	YC	RC
1	BOCKERMANN Jakob	FP	0/2		2								
7	SPIEGEL Moritz	FP	2/3	2	2			0					
8	Adam EAKINS	FP	1/2	1	2	1		4					
9	BECKMANN David	FP	2/4	2	2			2	1				
14	KINS Felix	FP	1/3	1	2	3				1	1		1:30
16	SPIEGEL Soren	FP	0/1		1			3					
17	KINS Lukas	FP	0/1	1	1				0				
22	NITSCH Dominik	FP											
24	WISMER Justin	FP	1/5	1	3	1		3					
26	Wynton BASTIAN	FP	1/3	1	2	2							
10	NORING Leonard	GK	2/5	1	3	4							
13	ZINOVIEV Mikhail	GK				1		4					
Totals			10/29	4	14	21	3	16	1	1	1		1:30

Goalies	SV	GA	Min.
10 NORING Leonard			
13 ZINOVIEV Mikhail	12	22	32:00
Totals	12	22	32:00

GBR - Great Britain

Players		G/S	A	P	SOG	GB	CT	TO	DC	Penalties			
No.	Name									Pos	GC	YC	RC
3	PAGE-LAYCOCK Ben	FP	3/4		3	4	1	1					
4	BRACEGIRDLE Tom	FP	2/2		2	2		1	1				
5	RUSSELL Alex	FP	4/7	1	5	5	1						
6	MILLS Luke	FP	0/1		1								
7	HUNNS Ryan	FP	1/3	2	3	2		1					
8	SWEETMAN Ryan	FP	3/5		3	4		1					
9	BUNIO Lyndon	FP	4/6	1	5	6		2			1		1:00
10	POMFRET Mike	FP	1/5		1	2		1			1		1:00
11	GUY Zac	FP	3/7	1	4	6							
12	KIRKLAND Tommy	FP	1/3	1	2	2		1	1				
1	DWOBENG Hal	GK						2					
2	BAXTER Will	GK											
Totals			22/43	6	28	34	2	10	7		2		2:00

Goalies	SV	GA	Min.
1 DWOBENG Hal	11	10	32:00
2 BAXTER Will			
Totals	11	10	32:00

1st Quarter

	0 (8') 1	BUNIO L
KINS F	1 (7') 1	
	1 (6') 2	BRACEGIRDLE T
	1 (2') 3	SWEETMAN R
W BASTIAN	2 (2') 3	
	2 (2') 4	KIRKLAND T
	2 (1') 5	GUY Z

2nd Quarter

SPIEGEL M	3 (8') 5	
BECKMANN D	4 (7') 5	
WISMER J	5 (7') 5	
	5 (6') 6	PAGE-LAYCOCK B
	5 (5') 7	SWEETMAN R
	5 (4') 8	PAGE-LAYCOCK B
	5 (3') 9	BRACEGIRDLE T
	5 (3') 10	RUSSELL A
	5 (1') 11	BUNIO L

3rd Quarter

	5 (7') 12	SWEETMAN R
SPIEGEL M	6 (7') 12	
	6 (7') 13	PAGE-LAYCOCK B
	6 (5') 14	RUSSELL A
	6 (4') 15	GUY Z
NORING L	7 (2') 15	
	7 (2') 16	GUY Z
	7 (1') 17	BUNIO L
	7 (1') 18	RUSSELL A


4th Quarter

	7 (8') 19	BUNIO L
	7 (7') 20	HUNNS R
	7 (5') 21	RUSSELL A
NORING L	8 (4') 21	
	8 (2') 22	POMFRET M
BECKMANN D	9 (1') 22	
A EAKINS	10 (1') 22	

A Assists	CT Caused Turnovers	DC Draw Controls	FP Field Player	GA Goals Allowed	GB Ground Ball
GC Green Card	GK Goalkeeper	G/S Goals/Shots	Min. Minutes	No. Number	P Scorer Points
Pos Playing Position	RC Red Card	SOG Shots on Goal	SV Saves	TO Turnovers	YC Yellow Card

Timing and Results provided by TISSOT





Game No: 12

Start List

USA vs AUS

Head Official: DAVIDSON Peter (GBR)
Official: NOSE Ryan (CAN)
Official: COULOMBE Brent (CAN)

USA - United States of America

No.	Name	Pos	MP	Date of Birth	Goals	Ass.
8	GHITELMAN Adam	GK	2	25 APR 1989	2	
31	KELLY Jack	GK	2	22 OCT 1994		
1	KIRST Connor	FP	2	10 AUG 1997	6	
2	HEACOCK Colin	FP	2	7 APR 1994	5	
3	TIERNEY Ryan	FP	2	23 AUG 1998	3	
12	TEVLIN Brian	FP	2	25 JAN 1999	3	1
13	GUTERDING Justin	FP	2	3 FEB 1995	3	1
21	BYRNES Liam	FP	2	19 APR 1993	3	2
22	CONRAD Ryan	FP	2	13 JAN 1997	8	1
25	GOODRICH Zach	FP	2	30 OCT 1997	2	
26	SCHREIBER Tom	FP	2	24 FEB 1992	4	1
41	BRANDAU Matt	FP	2	6 DEC 1998	5	
Team Average					44	6
Coach	SHAY Andy					


USA - Matches		
PR	GER	27 - 10
PR	GBR	17 - 9
PR	AUS	10 JUL

AUS - Australia


No.	Name	Pos	MP	Date of Birth	Goals	Ass.
1	AARON Sean	GK	2	4 SEP 1988		
4	KEESING Luke	FP	2	28 OCT 1991	4	
6	HALL Caleb	FP	2	21 DEC 1986	2	1
7	FUSS Matt	FP	2	12 MAR 1992	3	3
9	PURDIE Gordon	FP	2	28 SEP 1996	5	2
11	Jack PRICE	FP	2	18 NOV 1999	3	2
13	MACKINNON Campbell	FP	2	15 JUL 1994	5	1
16	GRAHAM Tom	FP	2	6 SEP 1992	1	3
24	WALKER Lachlan	FP	2	3 JAN 1993	4	2
43	HOWARD Donnie	FP	2	20 JUL 2000	3	
52	STONE Tim	FP	2	14 OCT 1991	2	
96	PARSONS Lucas	FP	2	22 JUN 1998	3	
Team Average					35	14
Coach	MEREDITH Glenn					

AUS - Matches		
PR	GBR	11 - 13
PR	GER	24 - 8
PR	USA	10 JUL

Legend:	(C) Captain	Ass. Assists	MP Matches Played	No. Number	Pos Playing Position
----------------	-------------	--------------	-------------------	------------	----------------------

Timing and Results provided by  TISSOT





Game No: 12

Results

USA 19 vs 10 AUS

Head Official: DAVIDSON Peter (GBR)
Official: NOSE Ryan (CAN)
Official: COULOMBE Brent (CAN)

RUNNING SCORE
USA - AUS

USA - United States of America

Players		Pos	G/S	A	P	SOG	GB	CT	TO	DC	Penalties				
No.	Name										GC	YC	RC	Min.	
1	KIRST Connor	FP	6/6		6	6	1		1						
2	HEACOCK Colin	FP	3/3		3	3			1			1			1:00
3	TIERNEY Ryan	FP	3/4	1	4	4			1			1			1:00
12	TEVLIN Brian	FP	1/2		1	1				1					
13	GUTERDING Justin	FP	1/3	1	2	3			2						
21	BYRNES Liam	FP		1	1		2								
22	CONRAD Ryan	FP	2/8		2	5	1		3	2					
25	GOODRICH Zach	FP	1/1	1	2	1						1			1:00
26	SCHREIBER Tom	FP	1/3	1	2	1						1			1:00
41	BRANDAU Matt	FP	1/4	1	2	3	1		2			1			1:00
8	GHITELMAN Adam	GK													
31	KELLY Jack	GK													
Totals			19/34	6	25	27	5		10	3		5			5:00

Goalies	SV	GA	Min.
8 GHITELMAN Adam			
31 KELLY Jack	8	10	32:00
Totals	8	10	32:00

AUS - Australia

Players		Pos	G/S	A	P	SOG	GB	CT	TO	DC	Penalties				
No.	Name										GC	YC	RC	Min.	
4	KEESING Luke	FP	1/3		1	2			1	1					
6	HALL Caleb	FP										3			3:00
7	FUSS Matt	FP	0/6	1	1	2			1						
9	PURDIE Gordon	FP	1/3	3	4	2			1						
11	Jack PRICE	FP	1/4	1	2	2	1		1						
13	MACKINNON Campbell	FP	2/4	2	2	1									
16	GRAHAM Tom	FP	1/3	1	2				1						
24	WALKER Lachlan	FP	3/7		3	4									
43	HOWARD Donnie	FP	0/1									1	2		2:30
52	STONE Tim	FP	1/3		1	2									
96	PARSONS Lucas	FP	0/2				1		1						
1	AARON Sean	GK					2								
Totals			10/36	5	15	18	5		6	5		1	5		5:30

Goalies	SV	GA	Min.
1 AARON Sean	8	19	32:00
Totals	8	19	32:00

1st Quarter

SCHREIBER T	1 (8') 0
TEVLIN B	2 (6') 0
HEACOCK C	3 (5') 0
	3 (5') 1 J PRICE
	3 (5') 2 GRAHAM T
KIRST C	4 (3') 2
	4 (3') 3 MACKINNON C
BRANDAU M	5 (2') 3
KIRST C	6 (2') 3

2nd Quarter

GUTERDING J	7 (8') 3
GOODRICH Z	8 (8') 3
HEACOCK C	9 (7') 3
HEACOCK C	10 (6') 3
KIRST C	11 (4') 3
KIRST C	12 (2') 3

3rd Quarter

CONRAD R	13 (8') 3
	13 (7') 4 WALKER L
	13 (5') 5 MACKINNON C
	13 (4') 6 WALKER L
	13 (3') 7 PURDIE G
TIERNEY R	14 (2') 7
	14 (2') 8 STONE T
TIERNEY R	15 (2') 8

4th Quarter

CONRAD R	16 (7') 8
TIERNEY R	17 (5') 8
KIRST C	18 (4') 8
KIRST C	19 (3') 8
	19 (2') 9 WALKER L
	19 (2') 10 KEESING L

Legend:											
A	Assists	CT	Caused Turnovers	DC	Draw Controls	FP	Field Player	GA	Goals Allowed	GB	Ground Ball
GC	Green Card	GK	Goalkeeper	G/S	Goals/Shots	Min.	Minutes	No.	Number	P	Scorer Points
Pos	Playing Position	RC	Red Card	SOG	Shots on Goal	SV	Saves	TO	Turnovers	YC	Yellow Card

Timing and Results provided by TISSOT






Lacrosse

Women's





Team Roster

As of TUE 12 JUL 2022


AUS - Australia

Shirt Number	Name	Playing Position	Date of Birth	Age
2	SMITH Sarah	Fieldplayer	16 NOV 1995	26
3	LANE Bec	Fieldplayer	9 SEP 1996	25
4	WILLIAMS Indyah	Fieldplayer	25 JAN 2003	19
8	THORNE Abby	Fieldplayer	9 JUL 2002	19
9	MOLLISON Sarah	Fieldplayer	3 FEB 1987	35
11	CUNNINGHAM Addie	Goalkeeper	14 SEP 1992	29
12	KWAS Theo	Fieldplayer	9 DEC 1995	26
14	DOSTER Cassidy	Fieldplayer	19 DEC 1996	25
15	PARKER Olivia	Fieldplayer	3 JAN 1997	25
18	BROWN Tegan	Fieldplayer	5 FEB 1986	36
22	YU Bonnie	Fieldplayer	9 JUN 2001	21
24	LATCH Georgia	Fieldplayer	25 JUL 2002	19

Team Officials:

Headcoach ADAMS Trish





Team Roster

As of TUE 12 JUL 2022


CAN - Canada

Shirt Number	Name	Playing Position	Date of Birth	Age
2	BLACK Lauren	Fieldplayer	29 SEP 2003	18
4	BAXTER Madalyn	Fieldplayer	25 DEC 2001	20
5	CORDINGLEY Aurora	Fieldplayer	30 JUN 1999	23
6	BOISSONNEAULT Emily	Fieldplayer	7 AUG 1990	31
7	WALKER-WELCH Brooklyn	Fieldplayer	17 FEB 2003	19
8	PERRONI Nicole	Fieldplayer	8 AUG 2001	20
12	KINNA Megan	Fieldplayer	16 JUN 1998	24
13	SUTTON Lydia	Fieldplayer	22 SEP 1995	26
26	CHILD Annabel	Fieldplayer	17 SEP 2002	19
27	DOBBIE Dana	Fieldplayer	30 SEP 1984	37
33	EVANS Erica	Fieldplayer	4 SEP 1996	25
37	SPENCE Lauren	Goalkeeper	15 SEP 2003	18

Team Officials:

Headcoach TEETER Scott





Team Roster


As of TUE 12 JUL 2022

CZE - Czech Republic

Shirt Number	Name	Playing Position	Date of Birth	Age
1	NICOVA Anna	Goalkeeper	10 FEB 1988	34
8	VRABCOVA Marketa	Fieldplayer	9 JAN 1993	29
11	SEMERAKOVA Linda	Fieldplayer	14 OCT 2003	18
12	SRCHOVA Michaela	Fieldplayer	19 JUL 1989	32
13	BARTUSKOVA Tereza	Fieldplayer	13 SEP 1994	27
14	HRAZANKOVA Julie	Fieldplayer	28 JUN 1992	30
16	KREUZOVA Tereza	Fieldplayer	4 JUN 1998	24
17	LOTTMANN Anna	Fieldplayer	7 MAR 1991	31
18	MALINOVSKA Marketa	Fieldplayer	15 SEP 2000	21
23	DVORAKOVA Katerina	Goalkeeper	13 MAR 1989	33
38	STEDRA Viktorie	Fieldplayer	8 SEP 2004	17
88	RAKOVA Katerina	Fieldplayer	31 JAN 1988	34

Team Officials:

Headcoach ONDRACEK Adam



Team Roster


As of MON 11 JUL 2022

GBR - Great Britain

Shirt Number	Name	Playing Position	Date of Birth	Age
2	DRYDEN Iona	Fieldplayer	17 NOV 1994	27
4	GRAY Chess	Fieldplayer	26 FEB 1997	25
6	OAKLEY Emma	Fieldplayer	15 MAR 1995	27
8	CHAN Chloe	Fieldplayer	18 NOV 1993	28
9	MERRIFIELD Laura	Fieldplayer	5 MAY 1988	34
10	WARREN Laura	Fieldplayer	10 OCT 1981	40
11	WIMPENNY Olivia	Fieldplayer	8 DEC 1995	26
13	FARAM Claire	Fieldplayer	17 MAR 1992	30
14	AITON Jenni	Fieldplayer	7 JAN 1995	27
23	WHITTLE Megan	Fieldplayer	16 MAY 1996	26
25	CHANDLER Emilie	Goalkeeper	19 APR 1998	24
33	GREENWOOD Katie	Goalkeeper	24 AUG 1991	30

Team Officials:

Headcoach COLLIER Phil



Team Roster


As of TUE 12 JUL 2022

HNL - Haudenosaunee Confederacy

Shirt Number	Name	Playing Position	Date of Birth	Age
1	SANTANA Ivy	Fieldplayer	21 FEB 2000	22
2	SCANLAN Miya	Fieldplayer	19 SEP 2003	18
4	JIMERSON Jalyn	Fieldplayer	29 MAR 2000	22
10	BOMBERRY Tiana	Fieldplayer	29 JUL 1998	23
16	MINERD Cassandra	Fieldplayer	19 MAY 1995	27
17	BOMBERRY Timmia	Fieldplayer	1 JUL 2001	21
18	GARLOW Lois	Fieldplayer	15 JAN 2001	21
19	LAZORE Jacelyn	Fieldplayer	25 NOV 1999	22
21	COOK Paisley	Fieldplayer	5 APR 2005	17
22	CRANDALL Paige	Goalkeeper	16 AUG 2001	20
24	PORTER Fawn	Fieldplayer	7 OCT 1997	24
34	COULON Jordan	Fieldplayer	27 DEC 1999	22

Team Officials:

Headcoach BEVILLE Elizabeth (USA)



Team Roster


As of MON 11 JUL 2022

ISR - Israel

Shirt Number	Name	Playing Position	Date of Birth	Age
2	MCKONE Lindsey	Fieldplayer	22 DEC 1997	24
3	OZER Rachel	Fieldplayer	9 JUN 1992	30
6	LAYTON Kelly	Goalkeeper	3 JUN 1998	24
13	TRACY Samantha	Fieldplayer	25 JUL 1994	27
17	MCDONOUGH Macellen	Fieldplayer	21 OCT 1996	25
18	KOFMAN Ilana	Fieldplayer	17 SEP 2002	19
20	GERSCH Annabelle	Fieldplayer	25 DEC 2002	19
24	MEISENBERG Sarah	Fieldplayer	14 JAN 1987	35
25	HILCOFF Hanna	Fieldplayer	5 SEP 2001	20
26	ROSEN Rachel	Fieldplayer	26 DEC 1998	23
30	KRUPNICK Julie	Goalkeeper	17 JUN 1998	24
34	MANNON Olivia	Fieldplayer	14 DEC 1997	24

Team Officials:

Headcoach CARLIN Kara (USA)



Team Roster


As of TUE 12 JUL 2022

JPN - Japan

Shirt Number	Name	Playing Position	Date of Birth	Age
1	FUJIMURA Mai	Fieldplayer	9 AUG 2000	21
2	TAKEMOTO Moyu	Goalkeeper	11 MAY 1997	25
4	TOMITA Mayo	Goalkeeper	14 DEC 1988	33
5	KOZE Kanae	Fieldplayer	22 FEB 2000	22
6	KAWAI Nene	Fieldplayer	28 FEB 2002	20
7	TANAKA Nozomi	Fieldplayer	3 DEC 1995	26
8	TOMIMORI Miho	Fieldplayer	11 JUL 2000	21
9	INOUE Kaho	Fieldplayer	17 MAY 1996	26
10	IWATA Naomi	Fieldplayer	23 SEP 1995	26
11	IDA Honoka	Fieldplayer	27 SEP 1999	22
12	KOBAYASHI Haruka	Fieldplayer	4 APR 1999	23
17	NAKAZAWA Negai	Fieldplayer	12 NOV 2003	18

Team Officials:

Headcoach NAGASHIMA Masakazu



Team Roster

As of MON 11 JUL 2022


USA - United States of America

Shirt Number	Name	Playing Position	Date of Birth	Age
1	PETTY Paige	Fieldplayer	2 JUL 1998	24
3	CHOMA Kasey	Fieldplayer	6 AUG 2001	20
8	SMITH Belle	Fieldplayer	29 AUG 2001	20
9	DOUCETTE Madison	Goalkeeper	11 JAN 2000	22
10	AHERN Madison	Fieldplayer	25 JUN 2001	21
11	PAVINELLI Danielle	Fieldplayer	28 DEC 2001	20
12	MASERA Ellie	Fieldplayer	24 JUL 2002	19
13	SWART Sam	Fieldplayer	21 MAR 1999	23
18	TYRRELL Meaghan	Fieldplayer	28 JUL 2000	21
21	WURZBURGER Caitlyn	Fieldplayer	25 JUL 2001	20
24	DONOVAN Marge	Fieldplayer	10 NOV 1998	23
29	HICKLEN Haley	Goalkeeper	17 DEC 1996	25

Team Officials:

Headcoach O'LEARY Amanda





Tournament Summary

As of SAT 16 JUL 2022

Preliminary Round

Phase	Match No.	Teams	Start Time	Final	1st Quarter	2nd Quarter	3rd Quarter	4th Quarter	End of Regulation
Preliminary Round - Group A	W01	CZE - JPN	10:30	10 - 23	2 - 8	3 - 6	2 - 3	3 - 6	
Preliminary Round - Group B	W02	HNL - ISR	12:00	10 - 17	3 - 5	4 - 5	1 - 4	2 - 3	
Preliminary Round - Group B	W03	CAN - GBR	14:00	16 - 9	3 - 1	2 - 5	4 - 3	7 - 0	
Preliminary Round - Group A	W04	USA - AUS	15:30	16 - 6	1 - 2	5 - 1	3 - 1	7 - 2	
Preliminary Round - Group B	W05	GBR - HNL	8:00	11 - 10	3 - 1	0 - 3	3 - 3	4 - 3	(1.OT) 10 - 10
Preliminary Round - Group A	W06	AUS - CZE	9:15	16 - 8	3 - 2	5 - 3	3 - 2	5 - 1	
Preliminary Round - Group B	W07	ISR - CAN	10:30	6 - 14	3 - 5	2 - 1	1 - 7	0 - 1	
Preliminary Round - Group A	W08	JPN - USA	11:45	10 - 16	1 - 8	2 - 2	3 - 3	4 - 3	
Preliminary Round - Group A	W09	JPN - AUS	10:30	8 - 11	2 - 1	3 - 4	1 - 3	2 - 3	
Preliminary Round - Group B	W10	CAN - HNL	14:45	19 - 7	2 - 4	9 - 1	2 - 2	6 - 0	
Preliminary Round - Group B	W11	ISR - GBR	16:00	12 - 14	2 - 5	4 - 3	3 - 1	3 - 5	
Preliminary Round - Group A	W12	USA - CZE	17:15	25 - 6	9 - 0	6 - 1	5 - 4	5 - 1	

Preliminary Round

Group A

Rank	Team	Pts	MP	W	L	GF	GA	Diff.
1	USA	9	3	3	0	57	22	35
2	AUS	6	3	2	1	33	32	1
3	JPN	3	3	1	2	41	37	4
4	CZE	0	3	0	3	24	64	-40

Team	USA	AUS	JPN	CZE
USA		16 - 6	16 - 10	25 - 6
AUS	6 - 16		11 - 8	16 - 8
JPN	10 - 16	8 - 11		23 - 10
CZE	6 - 25	8 - 16	10 - 23	


Group B


Rank	Team	Pts	MP	W	L	GF	GA	Diff.
1	CAN	9	3	3	0	49	22	27
2	GBR	6	3	2	1	34	38	-4
3	ISR	3	3	1	2	35	38	-3
4	HNL	0	3	0	3	27	47	-20

Team	CAN	GBR	ISR	HNL
CAN		16 - 9	14 - 6	19 - 7
GBR	9 - 16		14 - 12	11 - 10
ISR	6 - 14	12 - 14		17 - 10
HNL	7 - 19	10 - 11	10 - 17	

Final Round

Phase	Match No.	Teams	Start Time	Final	1st Quarter	2nd Quarter	3rd Quarter	4th Quarter	End of Regulation
7th Place Game	W15	CZE - HNL	10:30	8 - 13	1 - 3	4 - 1	0 - 5	3 - 4	
5th Place Game	W16	JPN - ISR	12:00	12 - 13	4 - 1	2 - 3	4 - 5	2 - 4	
Semifinal	W13	USA - GBR	14:00	21 - 5	4 - 2	7 - 1	5 - 1	5 - 1	
Semifinal	W14	AUS - CAN	15:30	7 - 12	2 - 1	0 - 6	5 - 2	0 - 3	
Bronze Medal Game	W17	GBR - AUS	19:00	7 - 13	1 - 3	1 - 3	2 - 3	3 - 4	
Gold Medal Game	W18	USA - CAN	20:30	12 - 14	3 - 1	3 - 4	5 - 5	1 - 4	

Timing and Results provided by  TISSOT



Tournament Summary

As of SAT 16 JUL 2022

Semifinals

USA - 21
W13, 15 JUL
GBR - 5

AUS - 7
W14, 15 JUL
CAN - 12

Gold Medal Match

USA - 12
W18, 16 JUL
CAN - 14

Bronze Medal Match

GBR - 7
W17, 16 JUL
AUS - 13

Classification 5th/6th Place

JPN - 12
W16, 15 JUL
ISR - 13

Classification 7th/8th Place


CZE - 8
W15, 15 JUL
HNL - 13

Final Standings


Gold
Silver
Bronze

Rank	Team
1	CAN - Canada
2	USA - United States of America
3	AUS - Australia
4	GBR - Great Britain
5	ISR - Israel
6	JPN - Japan
7	HNL - Haudenosaunee Confederacy
8	CZE - Czech Republic

Legend:			
Diff.	Goal Difference	GA	Goals Against
L	Lost	MP	Matches Played
Pts	Points	T	Tied
		GF	Goals For
		No.	Number
		W	Won


Timing and Results provided by  TISSOT





Medallists (Team)

GOLD	SILVER	BRONZE
CAN - Canada BLACK Lauren BAXTER Madalyn CORDINGLEY Aurora BOISSONNEAULT Emily WALKER-WELCH Brooklyn PERRONI Nicole KINNA Megan SUTTON Lydia CHILD Annabel DOBBIE Dana EVANS Erica SPENCE Lauren	USA - United States of America PETTY Paige CHOMA Kasey SMITH Belle DOUCETTE Madison AHERN Madison PAVINELLI Danielle MASERA Ellie SWART Sam TYRRELL Meaghan WURZBURGER Caitlyn DONOVAN Marge HICKLEN Haley	AUS - Australia SMITH Sarah LANE Bec WILLIAMS Indyah THORNE Abby MOLLISON Sarah CUNNINGHAM Addie KWAS Theo DOSTER Cassidy PARKER Olivia BROWN Tegan YU Bonnie LATCH Georgia



Game No: 15

Start List

CZE vs HNL

Head Official: LOWRANCE Jessica (USA)
Official: BROOKS Lyndsay (CAN)
Official: UEKI Yume (JPN)

CZE - Czech Republic

No.	Name	Pos	MP	Date of Birth	Goals	Ass.
1	NICOVA Anna	GK	3	10 FEB 1988		
23	DVORAKOVA Katerina	GK	3	13 MAR 1989		
8	VRABCOVA Marketa	FP	3	9 JAN 1993	1	
11	SEMERAKOVA Linda	FP	3	14 OCT 2003		
12	SRCHOVA Michaela	FP	3	19 JUL 1989	7	
13	BARTUSKOVA Tereza	FP	3	13 SEP 1994	1	1
14	HRAZANKOVA Julie	FP	3	28 JUN 1992		1
16	KREUZOVA Tereza	FP	3	4 JUN 1998	1	
17	LOTTMANN Anna	FP	3	7 MAR 1991	7	2
18	MALINOVSKA Marketa	FP	3	15 SEP 2000	5	8
38	STEDRA Viktorie	FP	3	8 SEP 2004	2	
88	RAKOVA Katerina	FP	3	31 JAN 1988		
Team Average					24	12
Coach	ONDRACEK Adam					

CZE - Matches		
PR	JPN	10 - 23
PR	AUS	8 - 16
PR	USA	6 - 25

HNL - Haudenosaunee Confederacy


No.	Name	Pos	MP	Date of Birth	Goals	Ass.
22	CRANDALL Paige	GK	3	16 AUG 2001		
1	SANTANA Ivy	FP	3	21 FEB 2000	3	1
2	SCANLAN Miya	FP	3	19 SEP 2003	9	4
4	JIMERSON Jalyn	FP	3	29 MAR 2000	4	5
10	BOMBERRY Tiana	FP	3	29 JUL 1998		
16	MINERD Cassandra	FP	3	19 MAY 1995		2
17	BOMBERRY Timmia	FP	3	1 JUL 2001	1	1
18	GARLOW Lois	FP	3	15 JAN 2001	5	3
19	LAZORE Jacelyn	FP	3	25 NOV 1999	2	
21	COOK Paisley	FP	3	5 APR 2005	1	
24	PORTER Fawn	FP	3	7 OCT 1997	2	1
34	COULON Jordan	FP	3	27 DEC 1999		1
Team Average					27	18
Coach	BEVILLE Elizabeth (USA)					

HNL - Matches		
PR	ISR	10 - 17
PR	GBR	10 - 11
PR	CAN	7 - 19

Legend:	(C) Captain	Ass. Assists	MP Matches Played	No. Number	Pos Playing Position
----------------	-------------	--------------	-------------------	------------	----------------------

Timing and Results provided by  TISSOT





Game No: 15

Results

CZE 8 vs 13 HNL

Head Official: LOWRANCE Jessica (USA)
Official: BROOKS Lyndsay (CAN)
Official: UEKI Yume (JPN)

RUNNING SCORE

CZE - HNL

CZE - Czech Republic

Players		Pos	G/S	A	P	SOG	GB	CT	TO	DC	Penalties				
No.	Name										GC	YC	RC	Min.	
8	VRABCOVA Marketa	FP							1						
11	SEMERAKOVA Linda	FP	1/1		1	1				1		1			1:00
12	SRCHOVA Michaela	FP	3/8		3	4	3		1		1				0:30
13	BARTUSKOVA Tereza	FP							3						
14	HRAZANKOVA Julie	FP	0/2			2					2				1:00
16	KREUZOVA Tereza	FP	1/3		1	3									
17	LOTTMANN Anna	FP	3/12		3	9	5		2	1		1			1:00
18	MALINOVSKA Marketa	FP	0/3			1	1		4						
38	STEDRA Viktorie	FP	0/1				1		2						
88	RAKOVA Katerina	FP							1						
1	NICOVA Anna	GK		1	1		2		1						
23	DVORAKOVA Katerina	GK													
Totals			8/30	1	9	20	12		15	2	3	2			3:30

Goalies		SV	GA	Min.
1	NICOVA Anna	15	13	32:00
23	DVORAKOVA Katerina			
Totals		15	13	32:00

HNL - Haudenosaunee Confederacy

Players		Pos	G/S	A	P	SOG	GB	CT	TO	DC	Penalties				
No.	Name										GC	YC	RC	Min.	
1	SANTANA Ivy	FP	1/2	2	3	2			5						
2	SCANLAN Miya	FP	1/10	1	2	7			3						
4	JIMERSON Jalyne	FP	2/4	2	4	2	1								
10	BOMBERRY Tiana	FP													
16	MINERD Cassandra	FP	1/2		1	2	1		1						
17	BOMBERRY Timmia	FP								1					
18	GARLOW Lois	FP													
19	LAZORE Jacelyn	FP	6/7		6	7	1								
21	COOK Paisley	FP	0/3			3			1	0					
24	PORTER Fawn	FP	2/4	1	3	4									
34	COULON Jordan	FP	0/2	1	1	1	1		1						
22	CRANDALL Paige	GK					1		2						
Totals			13/34	7	20	28	5		13	4					

Goalies		SV	GA	Min.
22	CRANDALL Paige	12	8	32:00
Totals		12	8	32:00

1st Quarter

A LOTTMANN	1 (8') 0	
	1 (7') 1	LAZORE J
	1 (5') 2	LAZORE J
	1 (1') 3	JIMERSON J

2nd Quarter

A LOTTMANN	2 (8') 3	
M SRCHOVA	3 (7') 3	
T KREUZOVA	4 (6') 3	
A LOTTMANN	5 (5') 3	
	5 (3') 4	MINERD C

3rd Quarter

	5 (6') 5	LAZORE J
	5 (6') 6	SANTANA I
	5 (4') 7	LAZORE J
	5 (3') 8	LAZORE J
	5 (3') 9	PORTER F


4th Quarter

M SRCHOVA	6 (6') 9	
	6 (6') 10	LAZORE J
M SRCHOVA	7 (4') 10	
	7 (4') 11	SCANLAN M
	7 (2') 12	PORTER F
	7 (2') 13	JIMERSON J
SEMERAKOVA L	8 (1') 13	

Legend:											
A	Assists	CT	Caused Turnovers	DC	Draw Controls	FP	Field Player	GA	Goals Allowed	GB	Ground Ball
GC	Green Card	GK	Goalkeeper	G/S	Goals/Shots	Min.	Minutes	No.	Number	P	Scorer Points
Pos	Playing Position	RC	Red Card	SOG	Shots on Goal	SV	Saves	TO	Turnovers	YC	Yellow Card

Timing and Results provided by TISSOT





Game No: 16

Start List

JPN vs ISR

Head Official: OWEN Lara (GBR)
Official: LASSITER Anthony Dewuan (USA)
Official: WALLACE Ryan (USA)

JPN - Japan

No.	Name	Pos	MP	Date of Birth	Goals	Ass.
2	TAKEMOTO Moyu	GK	3	11 MAY 1997		
4	TOMITA Mayo	GK	3	14 DEC 1988		
1	FUJIMURA Mai	FP	3	9 AUG 2000	2	1
5	KOZE Kanae	FP	3	22 FEB 2000	2	
6	KAWAI Nene	FP	2	28 FEB 2002		
7	TANAKA Nozomi	FP	3	3 DEC 1995	3	
8	TOMIMORI Miho	FP	3	11 JUL 2000	14	2
9	INOUE Kaho	FP	3	17 MAY 1996	4	3
10	IWATA Naomi	FP	3	23 SEP 1995		1
11	IDA Honoka	FP	3	27 SEP 1999	1	1
12	KOBAYASHI Haruka	FP	3	4 APR 1999	3	
17	NAKAZAWA Negai	FP	3	12 NOV 2003	12	3
Team Average					41	11
Coach	NAGASHIMA Masakazu					


JPN - Matches		
PR	CZE	23 - 10
PR	USA	10 - 16
PR	AUS	8 - 11

ISR - Israel


No.	Name	Pos	MP	Date of Birth	Goals	Ass.
6	LAYTON Kelly	GK	3	3 JUN 1998		
30	KRUPNICK Julie	GK	3	17 JUN 1998		
2	MCKONE Lindsey	FP	3	22 DEC 1997	7	4
3	OZER Rachel	FP	3	9 JUN 1992	2	3
13	TRACY Samantha	FP	3	25 JUL 1994	7	1
17	MCDONOUGH Macellen	FP	3	21 OCT 1996	4	
18	KOFMAN Ilana	FP	3	17 SEP 2002	7	3
20	GERSCH Annabelle	FP	3	25 DEC 2002	1	
24	MEISENBERG Sarah	FP	3	14 JAN 1987		
25	HILCOFF Hanna	FP	3	5 SEP 2001	4	
26	ROSEN Rachel	FP	3	26 DEC 1998	1	3
34	MANNON Olivia	FP	3	14 DEC 1997	2	1
Team Average					35	15
Coach	CARLIN Kara (USA)					

ISR - Matches		
PR	HNL	17 - 10
PR	CAN	6 - 14
PR	GBR	12 - 14

Legend:	(C) Captain	Ass. Assists	MP Matches Played	No. Number	Pos Playing Position
----------------	-------------	--------------	-------------------	------------	----------------------

Timing and Results provided by  TISSOT





Game No: 16

Results

JPN 12 vs 13 ISR

Head Official: OWEN Lara (GBR)
Official: LASSITER Anthony Dewuan (USA)
Official: WALLACE Ryan (USA)

RUNNING SCORE

JPN - ISR

JPN - Japan

Players		G/S	A	P	SOG	GB	CT	TO	DC	Penalties			
No.	Name									Pos	GC	YC	RC
1	FUJIMURA Mai	FP	1/1		1	1		1					
5	KOZE Kanae	FP	3/3		3	3	1		0		1		1:00
6	KAWAI Nene	FP											
7	TANAKA Nozomi	FP	1/2		1	1	1	3	1		2		2:00
8	TOMIMORI Miho	FP	1/12	1	2	8	2		2				
9	INOUE Kaho	FP											
10	IWATA Naomi	FP											
11	IDA Honoka	FP	1/1	2	3	1	3		1	1			0:30
12	KOBAYASHI Haruka	FP	1/3		1	2	2		1		2		2:00
17	NAKAZAWA Negai	FP	4/10		4	9	3	4		1			0:30
2	TAKEMOTO Moyu	GK											
4	TOMITA Mayo	GK					2						
Totals			12/32	3	15	25	15		12	1	2	5	6:00

Goalies	SV	GA	Min.
2 TAKEMOTO Moyu			
4 TOMITA Mayo	16	13	32:00
Totals	16	13	32:00

ISR - Israel

Players		G/S	A	P	SOG	GB	CT	TO	DC	Penalties			
No.	Name									Pos	GC	YC	RC
2	MCKONE Lindsey	FP	3/8	1	4	5	2		2	2		1	1:00
3	OZER Rachel	FP	2/3		2	3							
13	TRACY Samantha	FP	2/6	1	3	5	2		2	1			0:30
17	MCDONOUGH Macellen	FP	0/3			1	1	2					
18	KOFMAN Iliana	FP	2/7	1	3	7	1		3				
20	GERSCH Annabelle	FP	0/1	1	1	1	1		1				
24	MEISENBERG Sarah	FP							1				
25	HILCOFF Hanna	FP	1/4	1	2	3			2		1		1:00
26	ROSEN Rachel	FP							1				
34	MANNON Olivia	FP	3/4	1	4	4	1		2				
6	LAYTON Kelly	GK											
30	KRUPNICK Julie	GK					2						
Totals			13/36	6	19	29	10		16	5	1	2	2:30

Goalies	SV	GA	Min.
6 LAYTON Kelly			
30 KRUPNICK Julie	13	12	32:00
Totals	13	12	32:00

1st Quarter

IDA H	1 (5') 0	
	1 (4') 1	HILCOFF H
FUJIMURA M	2 (4') 1	
NAKAZAWA N	3 (2') 1	
KOZE K	4 (2') 1	

2nd Quarter

	4 (7') 2	OZER R
	4 (5') 3	MANNON O
NAKAZAWA N	5 (3') 3	
TOMIMORI M	6 (2') 3	
	6 (1') 4	KOFMAN I

3rd Quarter


	6 (7') 5	OZER R
	6 (6') 6	McKONE L
	6 (5') 7	MANNON O
TANAKA N	7 (5') 7	
KOZE K	8 (4') 7	
	8 (3') 8	KOFMAN I
KOZE K	9 (2') 8	
	9 (2') 9	McKONE L
NAKAZAWA N	10 (1') 9	

4th Quarter

	10 (7') 10	TRACY S
KOBAYASHI H	11 (4') 10	
	11 (2') 11	MANNON O
	11 (2') 12	McKONE L
NAKAZAWA N	12 (1') 12	
	12 (1') 13	TRACY S

Legend:											
A	Assists	CT	Caused Turnovers	DC	Draw Controls	FP	Field Player	GA	Goals Allowed	GB	Ground Ball
GC	Green Card	GK	Goalkeeper	G/S	Goals/Shots	Min.	Minutes	No.	Number	P	Scorer Points
Pos	Playing Position	RC	Red Card	SOG	Shots on Goal	SV	Saves	TO	Turnovers	YC	Yellow Card

Timing and Results provided by TISSOT



Game No: 17

Start List

GBR vs AUS

Head Official: TOLL Carolyn (CAN)
Official: BROOKS Lyndsay (CAN)
Official: LOWRANCE Jessica (USA)

GBR - Great Britain

No.	Name	Pos	MP	Date of Birth	Goals	Ass.
25	CHANDLER Emilie	GK	4	19 APR 1998		
33	GREENWOOD Katie	GK	4	24 AUG 1991		
2	DRYDEN Iona	FP	4	17 NOV 1994	6	
4	GRAY Chess	FP	4	26 FEB 1997	3	1
6	OAKLEY Emma	FP	4	15 MAR 1995	6	1
8	CHAN Chloe	FP	4	18 NOV 1993		2
9	MERRIFIELD Laura	FP	4	5 MAY 1988	7	4
10	WARREN Laura	FP	4	10 OCT 1981	3	1
11	WIMPENNY Olivia	FP	4	8 DEC 1995	6	4
13	FARAM Claire	FP	4	17 MAR 1992	5	
14	AITON Jenni	FP	4	7 JAN 1995	2	
19	FOSTER Tilly	FP	4	21 MAR 1998	1	1
Team Average					39	14
Coach	COLLIER Phil					


GBR - Matches		
PR	CAN	9 - 16
PR	HNL	11 - 10
PR	ISR	14 - 12
SF	USA	5 - 21

AUS - Australia


No.	Name	Pos	MP	Date of Birth	Goals	Ass.
11	CUNNINGHAM Addie	GK	4	14 SEP 1992		
2	SMITH Sarah	FP	4	16 NOV 1995	2	1
3	LANE Bec	FP	4	9 SEP 1996	5	3
4	WILLIAMS Indyah	FP	4	25 JAN 2003	1	1
8	THORNE Abby	FP	4	9 JUL 2002	1	
9	MOLLISON Sarah	FP	4	3 FEB 1987	3	1
12	KWAS Theo	FP	4	9 DEC 1995	10	1
14	DOSTER Cassidy	FP	4	19 DEC 1996	8	
15	PARKER Olivia	FP	4	3 JAN 1997	2	1
18	BROWN Tegan	FP	4	5 FEB 1986		
22	YU Bonnie	FP	4	9 JUN 2001	4	
24	LATCH Georgia	FP	4	25 JUL 2002	4	5
Team Average					40	13
Coach	ADAMS Trish					

AUS - Matches		
PR	USA	6 - 16
PR	CZE	16 - 8
PR	JPN	11 - 8
SF	CAN	7 - 12

Legend:	(C) Captain	Ass. Assists	MP Matches Played	No. Number	Pos Playing Position
----------------	-------------	--------------	-------------------	------------	----------------------

Timing and Results provided by  TISSOT





Game No: 17

Results

GBR 7 vs 13 AUS

Head Official: TOLL Carolyn (CAN)
Official: BROOKS Lyndsay (CAN)
Official: LOWRANCE Jessica (USA)

RUNNING SCORE

GBR - AUS

GBR - Great Britain

Players		G/S	A	P	SOG	GB	CT	TO	DC	Penalties			
No.	Name									Pos	GC	YC	RC
2	DRYDEN Iona	FP	0/1		1			1					
4	GRAY Chess	FP				2		1					
6	OAKLEY Emma	FP	1/4		1	4	1	2			2		2:00
8	CHAN Chloe	FP	0/1			1							
9	MERRIFIELD Laura	FP	2/7	1	3	7					1		1:00
10	WARREN Laura	FP	0/3			1	3			1			0:30
11	WIMPENNY Olivia	FP	1/4		1	2	1	3	3				
13	FARAM Claire	FP	2/6		2	4	1	3			1		1:00
14	AITON Jenni	FP	1/1		1	1	1	1		1			0:30
19	FOSTER Tilly	FP						3					
25	CHANDLER Emilie	GK					1						
33	GREENWOOD Katie	GK					1						
Totals			7/27	1	8	21	11	14	3	2	4		5:00

Goalies		SV	GA	Min.
25	CHANDLER Emilie	6	7	16:00
33	GREENWOOD Katie	5	6	16:00
Totals		11	13	32:00

AUS - Australia

Players		G/S	A	P	SOG	GB	CT	TO	DC	Penalties			
No.	Name									Pos	GC	YC	RC
2	SMITH Sarah	FP	1/2		1	2	1	2					
3	LANE Bec	FP	0/2	1	1	1	1	1	0		1		1:00
4	WILLIAMS Indyah	FP				3		1					
8	THORNE Abby	FP								2			1:00
9	MOLLISON Sarah	FP	1/3	1	2	3	1	3					
12	KWAS Theo	FP	5/9		5	9							
14	DOSTER Cassidy	FP	0/2	1	1	1	1	1					
15	PARKER Olivia	FP	0/2			1				1			0:30
18	BROWN Tegan	FP	2/2		2	2							
22	YU Bonnie	FP	1/1		1	1		1					
24	LATCH Georgia	FP	3/6	2	5	5	1	1			1		1:00
11	CUNNINGHAM Addie	GK					3	1		1			0:30
Totals			13/29	5	18	24	11	11	3	4	2		4:00

Goalies		SV	GA	Min.
11	CUNNINGHAM Addie	14	7	32:00
Totals		14	7	32:00

1st Quarter

MERRIFIELD L 1 (7') 0
1 (7') 1 SMITH S
1 (5') 2 BROWN T
1 (3') 3 KWAS T

2nd Quarter

1 (7') 4 YU B
1 (7') 5 LATCH G
1 (6') 6 KWAS T
FARAM C 2 (3') 6

3rd Quarter


MERRIFIELD L 3 (6') 6
3 (6') 7 MOLLISON S
3 (3') 8 KWAS T
OAKLEY E 4 (3') 8
4 (2') 9 LATCH G

4th Quarter

WIMPENNY O 5 (8') 9
AITON J 6 (7') 9
6 (6') 10 KWAS T
6 (5') 11 BROWN T
6 (3') 12 KWAS T
6 (2') 13 LATCH G
FARAM C 7 (1') 13

Legend:											
A	Assists	CT	Caused Turnovers	DC	Draw Controls	FP	Field Player	GA	Goals Allowed	GB	Ground Ball
GC	Green Card	GK	Goalkeeper	G/S	Goals/Shots	Min.	Minutes	No.	Number	P	Scorer Points
Pos	Playing Position	RC	Red Card	SOG	Shots on Goal	SV	Saves	TO	Turnovers	YC	Yellow Card

Timing and Results provided by TISSOT



Game No: 18

Start List

USA vs CAN

Head Official: FUKA Bohdan (CZE)
Official: MACNEILL Cheryl (CAN)
Official: WAGER Mara (USA)

USA - United States of America

No.	Name	Pos	MP	Date of Birth	Goals	Ass.
9	DOUCETTE Madison	GK	4	11 JAN 2000		
29	HICKLEN Haley	GK	4	17 DEC 1996	1	
1	PETTY Paige	FP	4	2 JUL 1998	3	2
3	CHOMA Kasey	FP	4	6 AUG 2001	12	1
8	SMITH Belle	FP	4	29 AUG 2001	12	4
10	AHERN Madison	FP	4	25 JUN 2001	10	5
11	PAVINELLI Danielle	FP	4	28 DEC 2001	9	2
12	MASERA Ellie	FP	4	24 JUL 2002	12	5
13	SWART Sam	FP	4	21 MAR 1999	3	3
18	TYRRELL Meaghan	FP	4	28 JUL 2000	9	1
21	WURZBURGER Caitlyn	FP	4	25 JUL 2001	7	9
24	DONOVAN Marge	FP	4	10 NOV 1998		3
Team Average					78	35
Coach	O'LEARY Amanda					


USA - Matches		
PR	AUS	16 - 6
PR	JPN	16 - 10
PR	CZE	25 - 6
SF	GBR	21 - 5

CAN - Canada


No.	Name	Pos	MP	Date of Birth	Goals	Ass.
37	SPENCE Lauren	GK	4	15 SEP 2003		1
2	BLACK Lauren	FP	4	29 SEP 2003	3	3
4	BAXTER Madalyn	FP	4	25 DEC 2001	3	1
5	CORDINGLEY Aurora	FP	4	30 JUN 1999	12	6
6	BOISSONNEAULT Emily	FP	4	7 AUG 1990	3	1
7	WALKER-WELCH Brooklyn	FP	4	17 FEB 2003	2	1
8	PERRONI Nicole	FP	4	8 AUG 2001	7	3
12	KINNA Megan	FP	4	16 JUN 1998	10	3
13	SUTTON Lydia	FP	4	22 SEP 1995	3	1
26	CHILD Annabel	FP	4	17 SEP 2002	3	7
27	DOBBIE Dana	FP	4	30 SEP 1984	7	
33	EVANS Erica	FP	4	4 SEP 1996	8	2
Team Average					61	29
Coach	TEETER Scott					

CAN - Matches		
PR	GBR	16 - 9
PR	ISR	14 - 6
PR	HNL	19 - 7
SF	AUS	12 - 7

Legend:	(C) Captain	Ass. Assists	MP Matches Played	No. Number	Pos Playing Position
----------------	-------------	--------------	-------------------	------------	----------------------

Timing and Results provided by 





Game No: 18

Results

USA 12 vs 14 CAN

Head Official: FUKA Bohdan (CZE)
Official: MACNEILL Cheryl (CAN)
Official: WAGER Mara (USA)

RUNNING SCORE
USA - CAN

USA - United States of America

Players		G/S	A	P	SOG	GB	CT	TO	DC	Penalties				
No.	Name									Pos	GC	YC	RC	Min.
1	PETTY Paige	FP	2/3		2	3								
3	CHOMA Kasey	FP	1/4		1	3		2		1				0:30
8	SMITH Belle	FP	5/7		5	7	1	5			1			1:00
10	AHERN Madison	FP	2/5		2	4	1	2						
11	PAVINELLI Danielle	FP	0/2			1	1	1	0					
12	MASERA Ellie	FP	2/6		2	4	1	1						
13	SWART Sam	FP	0/1	2	2	1				1	1			1:30
18	TYRRELL Meaghan	FP	0/1	1	1	1	1							
21	WURZBURGER Caitlyn	FP		2	2									
24	DONOVAN Marge	FP	0/1	1	1	1								
9	DOUCETTE Madison	GK												
29	HICKLEN Haley	GK					3					1		1:00
Totals			12/30	6	18	25	8	11	0	2	3			4:00

Goalies	SV	GA	Min.
9 DOUCETTE Madison	12	14	32:00
29 HICKLEN Haley			
Totals	12	14	32:00

CAN - Canada

Players		G/S	A	P	SOG	GB	CT	TO	DC	Penalties				
No.	Name									Pos	GC	YC	RC	Min.
2	BLACK Lauren	FP	1/1	1	2	1					1			1:00
4	BAXTER Madalyn	FP	3/4		3	4								
5	CORDINGLEY Aurora	FP	1/4	3	4	2		2		1				0:30
6	BOISSONNEAULT Emily	FP					1				1			1:00
7	WALKER-WELCH Brooklyn	FP	1/1		1	1	2							
8	PERRONI Nicole	FP	1/6		1	5	3				2			2:00
12	KINNA Megan	FP	0/2			2				1				0:30
13	SUTTON Lydia	FP		1	1		2	2						
26	CHILD Annabel	FP					1							
27	DOBBIE Dana	FP	4/7		4	6		1	1					
33	EVANS Erica	FP	3/6		3	5	2	3		2				1:00
37	SPENCE Lauren	GK												
Totals			14/31	5	19	26	11	8	2	4	4			6:00

Goalies	SV	GA	Min.
37 SPENCE Lauren	13	12	32:00
Totals	13	12	32:00

1st Quarter

PETTY P	1 (7') 0	
	1 (3') 1	EVANS E
SMITH B	2 (3') 1	
CHOMA K	3 (1') 1	

2nd Quarter

SMITH B	4 (8') 1	
	4 (5') 2	DOBBIE D
AHERN M	5 (4') 2	
MASERA E	6 (2') 2	
	6 (1') 3	DOBBIE D
	6 (1') 4	WALKER-WELCH B
	6 (1') 5	BLACK L

3rd Quarter

AHERN M	7 (7') 5	
	7 (6') 6	EVANS E
SMITH B	8 (6') 6	
	8 (5') 7	DOBBIE D
	8 (4') 8	BAXTER M
PETTY P	9 (4') 8	
	9 (4') 9	BAXTER M
	9 (3') 10	BAXTER M
SMITH B	10 (2') 10	
MASERA E	11 (1') 10	


4th Quarter

	11 (8') 11	DOBBIE D
	11 (7') 12	CORDINGLEY A
SMITH B	12 (7') 12	
	12 (6') 13	EVANS E
	12 (5') 14	PERRONI N

A Assists	CT Caused Turnovers	DC Draw Controls	FP Field Player	GA Goals Allowed	GB Ground Ball
GC Green Card	GK Goalkeeper	G/S Goals/Shots	Min. Minutes	No. Number	P Scorer Points
Pos Playing Position	RC Red Card	SOG Shots on Goal	SV Saves	TO Turnovers	YC Yellow Card

Timing and Results provided by TISSOT





Game No: 13

Start List

USA vs GBR

Head Official: MACNEILL Cheryl (CAN)
Official: TOLL Carolyn (CAN)
Official: GOTO Sachi (JPN)

USA - United States of America

No.	Name	Pos	MP	Date of Birth	Goals	Ass.
9	DOUCETTE Madison	GK	3	11 JAN 2000		
29	HICKLEN Haley	GK	3	17 DEC 1996	1	
1	PETTY Paige	FP	3	2 JUL 1998	3	1
3	CHOMA Kasey	FP	3	6 AUG 2001	9	1
8	SMITH Belle	FP	3	29 AUG 2001	10	3
10	AHERN Madison	FP	3	25 JUN 2001	7	5
11	PAVINELLI Danielle	FP	3	28 DEC 2001	8	
12	MASERA Ellie	FP	3	24 JUL 2002	6	3
13	SWART Sam	FP	3	21 MAR 1999	1	2
18	TYRRELL Meaghan	FP	3	28 JUL 2000	7	
21	WURZBURGER Caitlyn	FP	3	25 JUL 2001	5	7
24	DONOVAN Marge	FP	3	10 NOV 1998		2
Team Average					57	24
Coach	O'LEARY Amanda					


USA - Matches		
PR	AUS	16 - 6
PR	JPN	16 - 10
PR	CZE	25 - 6

GBR - Great Britain


No.	Name	Pos	MP	Date of Birth	Goals	Ass.
25	CHANDLER Emilie	GK	3	19 APR 1998		
33	GREENWOOD Katie	GK	3	24 AUG 1991		
2	DRYDEN Iona	FP	3	17 NOV 1994	5	
4	GRAY Chess	FP	3	26 FEB 1997	3	1
6	OAKLEY Emma	FP	3	15 MAR 1995	6	1
8	CHAN Chloe	FP	3	18 NOV 1993		2
9	MERRIFIELD Laura	FP	3	5 MAY 1988	6	3
10	WARREN Laura	FP	3	10 OCT 1981	3	1
11	WIMPENNY Olivia	FP	3	8 DEC 1995	5	4
13	FARAM Claire	FP	3	17 MAR 1992	3	
14	AITON Jenni	FP	3	7 JAN 1995	2	
19	FOSTER Tilly	FP	3	21 MAR 1998	1	
Team Average					34	12
Coach	COLLIER Phil					

GBR - Matches		
PR	CAN	9 - 16
PR	HNL	11 - 10
PR	ISR	14 - 12

Legend:	(C) Captain	Ass. Assists	MP Matches Played	No. Number	Pos Playing Position
----------------	-------------	--------------	-------------------	------------	----------------------

Timing and Results provided by  TISSOT





Game No: 13

Results

USA 21 vs 5 GBR

Head Official: MACNEILL Cheryl (CAN)
Official: TOLL Carolyn (CAN)
Official: GOTO Sachi (JPN)

RUNNING SCORE USA - GBR

USA - United States of America

Players		G/S	A	P	SOG	GB	CT	TO	DC	Penalties			
No.	Name									Pos	GC	YC	RC
1	PETTY Paige	FP	0/1	1	1			2	1				
3	CHOMA Kasey	FP	3/6		3	5	1	1					
8	SMITH Belle	FP	2/2	1	3	2	1	2					
10	AHERN Madison	FP	3/3		3	3		1					
11	PAVINELLI Danielle	FP	1/1	2	3	1	1		0				
12	MASERA Ellie	FP	6/8	2	8	8	2			1		1:00	
13	SWART Sam	FP	2/4	1	3	3	3	1		1		1:00	
18	TYRRELL Meaghan	FP	2/3	1	3	3	1						
21	WURZBURGER Caitlyn	FP	2/4	2	4	3		1			2	2:00	
24	DONOVAN Marge	FP		1	1			1					
9	DOUCETTE Madison	GK					2						
29	HICKLEN Haley	GK											
Totals			21/32	11	32	28	12	9	1		4		4:00

Goalies	SV	GA	Min.
9 DOUCETTE Madison	8	5	32:00
29 HICKLEN Haley			
Totals	8	5	32:00

GBR - Great Britain


Players		G/S	A	P	SOG	GB	CT	TO	DC	Penalties			
No.	Name									Pos	GC	YC	RC
2	DRYDEN Iona	FP	1/3		1	2		3					
4	GRAY Chess	FP	0/1				1	4	1		1	1:00	
6	OAKLEY Emma	FP	0/2				1	2			1	1:00	
8	CHAN Chloe	FP	0/2			2		1					
9	MERRIFIELD Laura	FP	1/3	1	2	2		1					
10	WARREN Laura	FP						1	1	1		0:30	
11	WIMPENNY Olivia	FP	1/3		1	3		1					
13	FARAM Claire	FP	2/5		2	4							
14	AITON Jenni	FP	0/2					3		1		0:30	
19	FOSTER Tilly	FP	0/1		1	1							
25	CHANDLER Emilie	GK					1						
33	GREENWOOD Katie	GK					1						
Totals			5/22	2	7	13	4	16	4	2	2		3:00

Goalies	SV	GA	Min.
25 CHANDLER Emilie	3	11	16:00
33 GREENWOOD Katie	4	10	16:00
Totals	7	21	32:00

1st Quarter	
CHOMA K	1 (8') 0
	1 (8') 1 DRYDEN I
SMITH B	2 (7') 1
PAVINELLI D	3 (6') 1
	3 (5') 2 FARAM C
MASERA E	4 (1') 2
2nd Quarter	
MASERA E	5 (8') 2
TYRRELL M	6 (7') 2
AHERN M	7 (7') 2
CHOMA K	8 (6') 2
MASERA E	9 (5') 2
AHERN M	10 (3') 2
	10 (2') 3 MERRIFIELD L
TYRRELL M	11 (1') 3
3rd Quarter	
MASERA E	12 (6') 3
WURZBURGER C	13 (5') 3
MASERA E	14 (2') 3
	14 (2') 4 WIMPENNY O
MASERA E	15 (2') 4
WURZBURGER C	16 (1') 4
4th Quarter	
SWART S	17 (7') 4
AHERN M	18 (4') 4
SWART S	19 (3') 4
CHOMA K	20 (1') 4
	20 (1') 5 FARAM C
SMITH B	21 (1') 5

Legend:											
A	Assists	CT	Caused Turnovers	DC	Draw Controls	FP	Field Player	GA	Goals Allowed	GB	Ground Ball
GC	Green Card	GK	Goalkeeper	G/S	Goals/Shots	Min.	Minutes	No.	Number	P	Scorer Points
Pos	Playing Position	RC	Red Card	SOG	Shots on Goal	SV	Saves	TO	Turnovers	YC	Yellow Card

Timing and Results provided by TISSOT



Game No: 14

Start List

AUS vs CAN

Head Official: FUKA Bohdan (CZE)
Official: WAGER Mara (USA)
Official: LEAHY Michael (GBR)

AUS - Australia

No.	Name	Pos	MP	Date of Birth	Goals	Ass.
11	CUNNINGHAM Addie	GK	3	14 SEP 1992		
2	SMITH Sarah	FP	3	16 NOV 1995	2	1
3	LANE Bec	FP	3	9 SEP 1996	4	2
4	WILLIAMS Indyah	FP	3	25 JAN 2003	1	1
8	THORNE Abby	FP	3	9 JUL 2002	1	
9	MOLLISON Sarah	FP	3	3 FEB 1987	2	1
12	KWAS Theo	FP	3	9 DEC 1995	9	1
14	DOSTER Cassidy	FP	3	19 DEC 1996	6	
15	PARKER Olivia	FP	3	3 JAN 1997	2	1
18	BROWN Tegan	FP	3	5 FEB 1986		
22	YU Bonnie	FP	3	9 JUN 2001	3	
24	LATCH Georgia	FP	3	25 JUL 2002	3	5
Team Average					33	12
Coach	ADAMS Trish					

AUS - Matches		
PR	USA	6 - 16
PR	CZE	16 - 8
PR	JPN	11 - 8


CAN - Canada

No.	Name	Pos	MP	Date of Birth	Goals	Ass.
37	SPENCE Lauren	GK	3	15 SEP 2003		1
2	BLACK Lauren	FP	3	29 SEP 2003	3	3
4	BAXTER Madalyn	FP	3	25 DEC 2001	3	
5	CORDINGLEY Aurora	FP	3	30 JUN 1999	10	5
6	BOISSONNEAULT Emily	FP	3	7 AUG 1990	3	1
7	WALKER-WELCH Brooklyn	FP	3	17 FEB 2003	2	1
8	PERRONI Nicole	FP	3	8 AUG 2001	4	2
12	KINNA Megan	FP	3	16 JUN 1998	9	
13	SUTTON Lydia	FP	3	22 SEP 1995	3	1
26	CHILD Annabel	FP	3	17 SEP 2002	3	7
27	DOBBIE Dana	FP	3	30 SEP 1984	1	
33	EVANS Erica	FP	3	4 SEP 1996	8	2
Team Average					49	23
Coach	TEETER Scott					

CAN - Matches		
PR	GBR	16 - 9
PR	ISR	14 - 6
PR	HNL	19 - 7

Legend:	Ass.	MP	No.	Pos
(C) Captain	Assists	Matches Played	Number	Playing Position

Timing and Results provided by 



Game No: 14

Results

AUS 7 vs 12 CAN

Head Official: FUKA Bohdan (CZE)
Official: WAGER Mara (USA)
Official: LEAHY Michael (GBR)

RUNNING SCORE AUS - CAN

AUS - Australia

Players		Pos	G/S	A	P	SOG	GB	CT	TO	DC	Penalties				
No.	Name										GC	YC	RC	Min.	
2	SMITH Sarah	FP	0/1			1									
3	LANE Bec	FP	1/1	1	2	1	1		1	2	1				0:30
4	WILLIAMS Indyah	FP							1						
8	THORNE Abby	FP													
9	MOLLISON Sarah	FP	1/7		1	4	1								
12	KWAS Theo	FP	1/8		1	4	2		3		1				0:30
14	DOSTER Cassidy	FP	2/5		2	4	2				1				0:30
15	PARKER Olivia	FP	0/1			1			2			1			1:00
18	BROWN Tegan	FP													
22	YU Bonnie	FP	1/3		1	1			1						
24	LATCH Georgia	FP	1/5		1	4			1						
11	CUNNINGHAM Addie	GK					2		1						
Totals			7/31	1	8	20	8		10	2	3	1			2:30

Goalies	SV	GA	Min.
11 CUNNINGHAM Addie	12	12	32:00
Totals	12	12	32:00

CAN - Canada

Players		Pos	G/S	A	P	SOG	GB	CT	TO	DC	Penalties				
No.	Name										GC	YC	RC	Min.	
2	BLACK Lauren	FP	0/1				1		1						
4	BAXTER Madalyn	FP	0/2	1	1	1	1				1				0:30
5	CORDINGLEY Aurora	FP	2/5	1	3	4			3						
6	BOISSONNEAULT Emily	FP									1				0:30
7	WALKER-WELCH Brooklyn	FP	0/3			3	1		1	1					
8	PERRONI Nicole	FP	3/7	1	4	7	1								
12	KINNA Megan	FP	1/5	3	4	3	1		1						
13	SUTTON Lydia	FP					1		1						
26	CHILD Annabel	FP							1						
27	DOBBIE Dana	FP	6/6		6	6				1					
33	EVANS Erica	FP	0/2												
37	SPENCE Lauren	GK					1								
Totals			12/31	6	18	24	7		8	2	2				1:00

Goalies	SV	GA	Min.
37 SPENCE Lauren	13	7	32:00
Totals	13	7	32:00

1st Quarter

LATCH G	1 (5') 0
KWAS T	2 (2') 0
	2 (2') 1 PERRONI N

2nd Quarter

2 (8') 2	PERRONI N
2 (7') 3	DOBBIE D
2 (4') 4	DOBBIE D
2 (3') 5	DOBBIE D
2 (2') 6	DOBBIE D
2 (1') 7	DOBBIE D

3rd Quarter


MOLLISON S	3 (8') 7
	3 (7') 8 CORDINGLEY A
DOSTER C	4 (7') 8
YU B	5 (4') 8
LANE B	6 (3') 8
DOSTER C	7 (1') 8
	7 (1') 9 KINNA M

4th Quarter

7 (6') 10	DOBBIE D
7 (5') 11	CORDINGLEY A
7 (1') 12	PERRONI N

Legend:											
A	Assists	CT	Caused Turnovers	DC	Draw Controls	FP	Field Player	GA	Goals Allowed	GB	Ground Ball
GC	Green Card	GK	Goalkeeper	G/S	Goals/Shots	Min.	Minutes	No.	Number	P	Scorer Points
Pos	Playing Position	RC	Red Card	SOG	Shots on Goal	SV	Saves	TO	Turnovers	YC	Yellow Card

Timing and Results provided by TISSOT



Game No: 2

Start List

HNL vs ISR

Head Official: FUKA Bohdan (CZE)
 Official: LOWRANCE Jessica (USA)
 Official: LASSITER Anthony Dewuan (USA)

HNL - Haudenosaunee Confederacy

No.	Name	Pos	MP	Date of Birth	Goals	Ass.
22	CRANDALL Paige	GK		16 AUG 2001		
1	SANTANA Ivy	FP		21 FEB 2000		
2	SCANLAN Miya	FP		19 SEP 2003		
4	JIMERSON Jalyn	FP		29 MAR 2000		
10	BOMBERRY Tiana	FP		29 JUL 1998		
16	MINERD Cassandra	FP		19 MAY 1995		
17	BOMBERRY Timmia	FP		1 JUL 2001		
18	GARLOW Lois	FP		15 JAN 2001		
19	LAZORE Jacelyn	FP		25 NOV 1999		
21	COOK Paisley	FP		5 APR 2005		
24	PORTER Fawn	FP		7 OCT 1997		
34	COULON Jordan	FP		27 DEC 1999		
				Team Average		
Coach	BEVILLE Elizabeth (USA)					


HNL - Matches		
PR	ISR	12 JUL
PR	GBR	13 JUL
PR	CAN	14 JUL

ISR - Israel


No.	Name	Pos	MP	Date of Birth	Goals	Ass.
6	LAYTON Kelly	GK		3 JUN 1998		
30	KRUPNICK Julie	GK		17 JUN 1998		
2	MCKONE Lindsey	FP		22 DEC 1997		
3	OZER Rachel	FP		9 JUN 1992		
13	TRACY Samantha	FP		25 JUL 1994		
17	MCDONOUGH Macellen	FP		21 OCT 1996		
18	KOFMAN Ilana	FP		17 SEP 2002		
20	GERSCH Annabelle	FP		25 DEC 2002		
24	MEISENBERG Sarah	FP		14 JAN 1987		
25	HILCOFF Hanna	FP		5 SEP 2001		
26	ROSEN Rachel	FP		26 DEC 1998		
34	MANNON Olivia	FP		14 DEC 1997		
				Team Average		
Coach	CARLIN Kara (USA)					

ISR - Matches		
PR	HNL	12 JUL
PR	CAN	13 JUL
PR	GBR	14 JUL

Legend:	(C) Captain	Ass. Assists	MP Matches Played	No. Number	Pos Playing Position
----------------	-------------	--------------	-------------------	------------	----------------------

Timing and Results provided by 





Game No: 2

Results

HNL 10 vs 17 ISR

Head Official: FUKA Bohdan (CZE)
Official: LOWRANCE Jessica (USA)
Official: LASSITER Anthony Dewuan (USA)

RUNNING SCORE
HNL - ISR

HNL - Haudenosaunee Confederacy

Players		G/S	A	P	SOG	GB	CT	TO	DC	Penalties					
No.	Name									Pos	GC	YC	RC	Min.	
1	SANTANA Ivy	FP	1/3		1	3		5							
2	SCANLAN Miya	FP	2/7	2	4	4	1	2							
4	JIMERSON Jalyn	FP	2/5	1	3	3	1	1		1			0:30		
10	BOMBERRY Tiana	FP									1		1:00		
16	MINERD Cassandra	FP													
17	BOMBERRY Timmia	FP						2		1			0:30		
18	GARLOW Lois	FP	2/2	2	4	2			0						
19	LAZORE Jacelyn	FP	1/2		1	2		2	0	1			0:30		
21	COOK Paisley	FP	1/3		1	3		2			1		1:00		
24	PORTER Fawn	FP	1/3	1	2	2		1			1		1:00		
34	COULON Jordan	FP	0/2	1	1	1					1		0:30		
22	CRANDALL Paige	GK						1							
Totals			10/27		7	17		20	2		16	0	4	3	5:00

Goalies	SV	GA	Min.
22 CRANDALL Paige	15	17	32:00
Totals	15	17	32:00

ISR - Israel

Players		G/S	A	P	SOG	GB	CT	TO	DC	Penalties					
No.	Name									Pos	GC	YC	RC	Min.	
2	MCKONE Lindsey	FP	4/8	2	6	7	2								
3	OZER Rachel	FP	0/3	3	3	2		1			1			1:00	
13	TRACY Samantha	FP	3/9	1	4	7		1	2	1				0:30	
17	McDONOUGH Macellen	FP	2/5		2	4	1	1		1				0:30	
18	KOFMAN Ilana	FP	4/7		4	6	1	1							
20	GERSCH Annabelle	FP	0/1					1			1			1:00	
24	MEISENBERG Sarah	FP					2	1			2			2:00	
25	HILCOFF Hanna	FP	1/4		1	2	2				1			0:30	
26	ROSEN Rachel	FP	1/1	1	2	1	2								
34	MANNON Olivia	FP	2/3		2	3	1	1	1						
6	LAYTON Kelly	GK													
30	KRUPNICK Julie	GK													
Totals			17/41		7	24		32	11		7	6	3	4	5:30

Goalies	SV	GA	Min.
6 LAYTON Kelly			
30 KRUPNICK Julie	10	10	32:00
Totals	10	10	32:00

1st Quarter

0 (8') 1 TRACY S
SCANLAN M 1 (8') 1
1 (6') 2 KOFMAN I
JIMERSON J 2 (5') 2
2 (4') 3 McKONE L
2 (3') 4 TRACY S
PORTER F 3 (2') 4
3 (1') 5 MANNON O

2nd Quarter

3 (8') 6 McDONOUGH M
3 (8') 7 McKONE L
P COOK 4 (8') 7
4 (7') 8 MANNON O
SANTANA I 5 (7') 8
LAZORE J 6 (6') 8
JIMERSON J 7 (4') 8
7 (3') 9 McKONE L
7 (2') 10 TRACY S

3rd Quarter

7 (8') 11 McDONOUGH M
7 (4') 12 KOFMAN I
7 (3') 13 ROSEN R
SCANLAN M 8 (2') 13
8 (1') 14 KOFMAN I

4th Quarter


8 (7') 15 McKONE L
GARLOW L 9 (5') 15
9 (4') 16 HILCOFF H
9 (2') 17 KOFMAN I
GARLOW L 10 (1') 17

Legend:

A Assists	CT Caused Turnovers	DC Draw Controls	FP Field Player	GA Goals Allowed	GB Ground Ball
GC Green Card	GK Goalkeeper	G/S Goals/Shots	Min. Minutes	No. Number	P Scorer Points
Pos Playing Position	RC Red Card	SOG Shots on Goal	SV Saves	TO Turnovers	YC Yellow Card

Timing and Results provided by **TISSOT**





Game No: 3

Start List

CAN vs GBR

Head Official: KRIWALL Ake (GER)
Official: WAGER Mara (USA)
Official: UEKI Yume (JPN)

CAN - Canada

No.	Name	Pos	MP	Date of Birth	Goals	Ass.
37	SPENCE Lauren	GK		15 SEP 2003		
2	BLACK Lauren	FP		29 SEP 2003		
4	BAXTER Madalyn	FP		25 DEC 2001		
5	CORDINGLEY Aurora	FP		30 JUN 1999		
6	BOISSONNEAULT Emily	FP		7 AUG 1990		
7	WALKER-WELCH Brooklyn	FP		17 FEB 2003		
8	PERRONI Nicole	FP		8 AUG 2001		
12	KINNA Megan	FP		16 JUN 1998		
13	SUTTON Lydia	FP		22 SEP 1995		
26	CHILD Annabel	FP		17 SEP 2002		
27	DOBBIE Dana	FP		30 SEP 1984		
33	EVANS Erica	FP		4 SEP 1996		
				Team Average		
Coach	TEETER Scott					


CAN - Matches		
PR	GBR	12 JUL
PR	ISR	13 JUL
PR	HNL	14 JUL

GBR - Great Britain


No.	Name	Pos	MP	Date of Birth	Goals	Ass.
25	CHANDLER Emilie	GK		19 APR 1998		
33	GREENWOOD Katie	GK		24 AUG 1991		
2	DRYDEN Iona	FP		17 NOV 1994		
4	GRAY Chess	FP		26 FEB 1997		
6	OAKLEY Emma	FP		15 MAR 1995		
8	CHAN Chloe	FP		18 NOV 1993		
9	MERRIFIELD Laura	FP		5 MAY 1988		
10	WARREN Laura	FP		10 OCT 1981		
11	WIMPENNY Olivia	FP		8 DEC 1995		
13	FARAM Claire	FP		17 MAR 1992		
14	AITON Jenni	FP		7 JAN 1995		
19	FOSTER Tilly	FP		21 MAR 1998		
				Team Average		
Coach	COLLIER Phil					

GBR - Matches		
PR	CAN	12 JUL
PR	HNL	13 JUL
PR	ISR	14 JUL

Legend:	(C) Captain	Ass. Assists	MP Matches Played	No. Number	Pos Playing Position
----------------	-------------	--------------	-------------------	------------	----------------------

Timing and Results provided by 





Game No: 3

Results

CAN 16 vs 9 GBR

Head Official: KRIWALL Ake (GER)
Official: WAGER Mara (USA)
Official: UEKI Yume (JPN)

RUNNING SCORE

CAN - GBR

CAN - Canada

No.	Name	Pos	G/S	A	P	SOG	GB	CT	TO	DC	Penalties				
											GC	YC	RC	Min.	
2	BLACK Lauren	FP	1/2	1	2	2	3		2			1			1:00
4	BAXTER Madalyn	FP	0/3			1	1		2						
5	CORDINGLEY Aurora	FP	3/4	3	6	4	2								
6	BOISSONNEAULT Emily	FP													
7	WALKER-WELCH Brooklyn	FP					1		1						
8	PERRONI Nicole	FP	1/4	1	2	4	1		1	1					
12	KINNA Megan	FP	2/5		2	4	1		1						
13	SUTTON Lydia	FP					1					1			1:00
26	CHILD Annabel	FP	2/4	1	3	3	1		1						
27	DOBBIE Dana	FP	1/3		1	3	2			1	1				0:30
33	EVANS Erica	FP	6/14	2	8	11	1			1		1			1:00
37	SPENCE Lauren	GK							1						
Totals			16/39	8	24	32	15		9	3	1	3			3:30

Goalies		SV	GA	Min.
37	SPENCE Lauren	5	9	32:00
Totals		5	9	32:00

GBR - Great Britain

No.	Name	Pos	G/S	A	P	SOG	GB	CT	TO	DC	Penalties				
											GC	YC	RC	Min.	
2	DRYDEN Iona	FP	4/4		4	4	1		4						
4	GRAY Chess	FP	0/2			1	1		1		1	2			2:30
6	OAKLEY Emma	FP	1/3	1	2	1			2						
8	CHAN Chloe	FP									1	1			1:30
9	MERRIFIELD Laura	FP	1/6		1	3	2		2						
10	WARREN Laura	FP	1/1		1	1	1					1			1:00
11	WIMPENNY Olivia	FP	0/2	2	2	1			3	0		1			1:00
13	FARAM Claire	FP	1/4		1	2	2		2		1				0:30
14	AITON Jenni	FP							1						
19	FOSTER Tilly	FP	1/3		1	1			4			1			1:00
25	CHANDLER Emilie	GK													
33	GREENWOOD Katie	GK					2								
Totals			9/25	3	12	14	9		19	3	3	6			7:30

Goalies		SV	GA	Min.
25	CHANDLER Emilie			
33	GREENWOOD Katie	16	16	32:00
Totals		16	16	32:00

1st Quarter

EVANS E	1 (8') 0	
KINNA M	2 (7') 0	
BLACK L	3 (2') 0	
	3 (1') 1	DRYDEN I

2nd Quarter

	3 (8') 2	DRYDEN I
	3 (6') 3	FARAM C
	3 (4') 4	DRYDEN I
CORDINGLEY A	4 (3') 4	
EVANS E	5 (3') 4	
	5 (2') 5	FOSTER T
	5 (1') 6	OAKLEY E

3rd Quarter


EVANS E	6 (8') 6	
	6 (6') 7	DRYDEN I
EVANS E	7 (5') 7	
	7 (4') 8	MERRIFIELD L
	7 (2') 9	WARREN L
EVANS E	8 (1') 9	
CHILD A	9 (1') 9	

4th Quarter

CORDINGLEY A	10 (8') 9	
PERRONI N	11 (8') 9	
KINNA M	12 (7') 9	
CORDINGLEY A	13 (5') 9	
CHILD A	14 (4') 9	
EVANS E	15 (3') 9	
DOBBIE D	16 (2') 9	

Legend:											
A	Assists	CT	Caused Turnovers	DC	Draw Controls	FP	Field Player	GA	Goals Allowed	GB	Ground Ball
GC	Green Card	GK	Goalkeeper	G/S	Goals/Shots	Min.	Minutes	No.	Number	P	Scorer Points
Pos	Playing Position	RC	Red Card	SOG	Shots on Goal	SV	Saves	TO	Turnovers	YC	Yellow Card

Timing and Results provided by **TISSOT**



Game No: 5

Start List

GBR vs HNL

Head Official: BROOKS Lyndsay (CAN)
Official: FUKA Bohdan (CZE)
Official: WALLACE Ryan (USA)

GBR - Great Britain

No.	Name	Pos	MP	Date of Birth	Goals	Ass.
25	CHANDLER Emilie	GK	1	19 APR 1998		
33	GREENWOOD Katie	GK	1	24 AUG 1991		
2	DRYDEN Iona	FP	1	17 NOV 1994	4	
4	GRAY Chess	FP	1	26 FEB 1997		
6	OAKLEY Emma	FP	1	15 MAR 1995	1	1
8	CHAN Chloe	FP	1	18 NOV 1993		
9	MERRIFIELD Laura	FP	1	5 MAY 1988	1	
10	WARREN Laura	FP	1	10 OCT 1981	1	
11	WIMPENNY Olivia	FP	1	8 DEC 1995		2
13	FARAM Claire	FP	1	17 MAR 1992	1	
14	AITON Jenni	FP	1	7 JAN 1995		
19	FOSTER Tilly	FP	1	21 MAR 1998	1	
Team Average					9	3
Coach	COLLIER Phil					


GBR - Matches		
PR	CAN	9 - 16
PR	HNL	13 JUL
PR	ISR	14 JUL

HNL - Haudenosaunee Confederacy


No.	Name	Pos	MP	Date of Birth	Goals	Ass.
22	CRANDALL Paige	GK	1	16 AUG 2001		
1	SANTANA Ivy	FP	1	21 FEB 2000	1	
2	SCANLAN Miya	FP	1	19 SEP 2003	2	2
4	JIMERSON Jalyn	FP	1	29 MAR 2000	2	1
10	BOMBERRY Tiana	FP	1	29 JUL 1998		
16	MINERD Cassandra	FP	1	19 MAY 1995		
17	BOMBERRY Timmia	FP	1	1 JUL 2001		
18	GARLOW Lois	FP	1	15 JAN 2001	2	2
19	LAZORE Jacelyn	FP	1	25 NOV 1999	1	
21	COOK Paisley	FP	1	5 APR 2005	1	
24	PORTER Fawn	FP	1	7 OCT 1997	1	1
34	COULON Jordan	FP	1	27 DEC 1999		1
Team Average					10	7
Coach	BEVILLE Elizabeth (USA)					

HNL - Matches		
PR	ISR	10 - 17
PR	GBR	13 JUL
PR	CAN	14 JUL

Legend:	(C) Captain	Ass. Assists	MP Matches Played	No. Number	Pos Playing Position
----------------	-------------	--------------	-------------------	------------	----------------------

Timing and Results provided by 





Game No: 5

Results

GBR 11 vs 10 HNL

Head Official: BROOKS Lyndsay (CAN)
Official: FUKA Bohdan (CZE)
Official: WALLACE Ryan (USA)

RUNNING SCORE
GBR - HNL

GBR - Great Britain

Players		G/S	A	P	SOG	GB	CT	TO	DC	Penalties				
No.	Name									Pos	GC	YC	RC	Min.
2	DRYDEN Iona	FP	1/5		1	3	5		3					0:30
4	GRAY Chess	FP	1/3		1	2	2		0					
6	OAKLEY Emma	FP	1/5		1	5	1		3					
8	CHAN Chloe	FP			1	1				1				
9	MERRIFIELD Laura	FP	2/5		2	4	4	1		1		1		1:00
10	WARREN Laura	FP	0/3				1		3	1				
11	WIMPENNY Olivia	FP	5/5		5	5	1		4					
13	FARAM Claire	FP	1/3		1	2					1	1		1:30
14	AITON Jenni	FP	0/1				1							
19	FOSTER Tilly	FP	0/4			1	1				1			0:30
25	CHANDLER Emilie	GK					2		1					
33	GREENWOOD Katie	GK												
Totals			11/34		3	14	22	15	14	3	3	2		3:30

Goalies		SV	GA	Min.
25	CHANDLER Emilie	9	10	36:00
33	GREENWOOD Katie			
Totals		9	10	36:00

HNL - Haudenosaunee Confederacy

Players		G/S	A	P	SOG	GB	CT	TO	DC	Penalties				
No.	Name									Pos	GC	YC	RC	Min.
1	SANTANA Ivy	FP	1/2		1	2	1		2					
2	SCANLAN Miya	FP	5/10		5	9	1		4		1			1:00
4	JIMERSON Jalyn	FP	0/1		2	2	1	1	5		1			0:30
10	BOMBERRY Tiana	FP					1				1			1:00
16	MINERD Cassandra	FP			2	2		3			1			1:00
17	BOMBERRY Timmia	FP	1/1		1	2	1				1			0:30
18	GARLOW Lois	FP	1/3		1	2	1		4	1				
19	LAZORE Jacelyn	FP	1/2		1	2	2		1					
21	COOK Paisley	FP	0/1						1					
24	PORTER Fawn	FP	1/3		1	2	1		2					
34	COULON Jordan	FP	0/1			1			3					
22	CRANDALL Paige	GK					1		1					
Totals			10/24		6	16	19	11	23	3	2	3		4:00

Goalies		SV	GA	Min.
22	CRANDALL Paige	11	11	36:00
Totals		11	11	36:00

1st Quarter

	0 (7') 1	SCANLAN M
OAKLEY E	1 (6') 1	
WIMPENNY O	2 (2') 1	
FARAM C	3 (2') 1	

2nd Quarter

	3 (7') 2	LAZORE J
	3 (6') 3	SCANLAN M
	3 (3') 4	GARLOW L

3rd Quarter

DRYDEN I	4 (8') 4	
	4 (8') 5	SCANLAN M
WIMPENNY O	5 (4') 5	
	5 (4') 6	PORTER F
WIMPENNY O	6 (4') 6	
	6 (1') 7	BOMBERRY T

4th Quarter

	6 (5') 8	SCANLAN M
	6 (4') 9	SCANLAN M
MERRIFIELD L	7 (4') 9	
WIMPENNY O	8 (3') 9	
GRAY C	9 (3') 9	
WIMPENNY O	10 (2') 9	
	10 (1') 10	SANTANA I


1st Extra Time

MERRIFIELD L	11 (2') 10	
--------------	------------	--

Legend:											
A	Assists	CT	Caused Turnovers	DC	Draw Controls	FP	Field Player	GA	Goals Allowed	GB	Ground Ball
GC	Green Card	GK	Goalkeeper	G/S	Goals/Shots	Min.	Minutes	No.	Number	P	Scorer Points
Pos	Playing Position	RC	Red Card	SOG	Shots on Goal	SV	Saves	TO	Turnovers	YC	Yellow Card

Timing and Results provided by TISSOT





Game No: 7

Start List

ISR vs CAN

Head Official: WAGER Mara (USA)
Official: UEKI Yume (JPN)
Official: OWEN Lara (GBR)

ISR - Israel

No.	Name	Pos	MP	Date of Birth	Goals	Ass.
6	LAYTON Kelly	GK	1	3 JUN 1998		
30	KRUPNICK Julie	GK	1	17 JUN 1998		
2	MCKONE Lindsey	FP	1	22 DEC 1997	4	2
3	OZER Rachel	FP	1	9 JUN 1992		3
13	TRACY Samantha	FP	1	25 JUL 1994	3	1
17	MCDONOUGH Macellen	FP	1	21 OCT 1996	2	
18	KOFMAN Ilana	FP	1	17 SEP 2002	4	
20	GERSCH Annabelle	FP	1	25 DEC 2002		
24	MEISENBERG Sarah	FP	1	14 JAN 1987		
25	HILCOFF Hanna	FP	1	5 SEP 2001	1	
26	ROSEN Rachel	FP	1	26 DEC 1998	1	1
34	MANNON Olivia	FP	1	14 DEC 1997	2	
Team Average					17	7
Coach	CARLIN Kara (USA)					


ISR - Matches		
PR	HNL	17 - 10
PR	CAN	13 JUL
PR	GBR	14 JUL

CAN - Canada


No.	Name	Pos	MP	Date of Birth	Goals	Ass.
37	SPENCE Lauren	GK	1	15 SEP 2003		
2	BLACK Lauren	FP	1	29 SEP 2003	1	1
4	BAXTER Madalyn	FP	1	25 DEC 2001		
5	CORDINGLEY Aurora	FP	1	30 JUN 1999	3	3
6	BOISSONNEAULT Emily	FP	1	7 AUG 1990		
7	WALKER-WELCH Brooklyn	FP	1	17 FEB 2003		
8	PERRONI Nicole	FP	1	8 AUG 2001	1	1
12	KINNA Megan	FP	1	16 JUN 1998	2	
13	SUTTON Lydia	FP	1	22 SEP 1995		
26	CHILD Annabel	FP	1	17 SEP 2002	2	1
27	DOBBIE Dana	FP	1	30 SEP 1984	1	
33	EVANS Erica	FP	1	4 SEP 1996	6	2
Team Average					16	8
Coach	TEETER Scott					

CAN - Matches		
PR	GBR	16 - 9
PR	ISR	13 JUL
PR	HNL	14 JUL

Legend:	(C) Captain	Ass. Assists	MP Matches Played	No. Number	Pos Playing Position
----------------	-------------	--------------	-------------------	------------	----------------------

Timing and Results provided by 





Game No: 7

Results

ISR 6 vs 14 CAN

Head Official: WAGER Mara (USA)
Official: UEKI Yume (JPN)
Official: OWEN Lara (GBR)

RUNNING SCORE
ISR - CAN

ISR - Israel

Players		G/S	A	P	SOG	GB	CT	TO	DC	Penalties			
No.	Name									Pos	GC	YC	RC
2	MCKONE Lindsey	FP	2/5	1	3	5	2	1	1		1		1:00
3	OZER Rachel	FP	1/4		1	4				3			
13	TRACY Samantha	FP	0/4			2	1			3			
17	MCDONOUGH Macellen	FP	1/3		1	1	1			4			
18	KOFMAN Ilana	FP	1/4		1	2	1			1			
20	GERSCH Annabelle	FP	1/2		1	1	1			1		1	1:00
24	MEISENBERG Sarah	FP					1			1		1	1:00
25	HILCOFF Hanna	FP	0/3			2				1	0		
26	ROSEN Rachel	FP	0/1		1	1	1			2			
34	MANNON Olivia	FP					1			1		1	1:00
6	LAYTON Kelly	GK											
30	KRUPNICK Julie	GK											
Totals			6/26	2	8	18	8		18	1		4	4:00

Goalies		SV	GA	Min.
6	LAYTON Kelly			
30	KRUPNICK Julie	13	14	32:00
Totals		13	14	32:00

CAN - Canada

Players		G/S	A	P	SOG	GB	CT	TO	DC	Penalties			
No.	Name									Pos	GC	YC	RC
2	BLACK Lauren	FP	1/2		1	2	1				2		2:00
4	BAXTER Madalyn	FP	0/3			3	1				2		2:00
5	CORDINGLEY Aurora	FP	0/3	1	1	2	3		2	1	2		2:00
6	BOISSONNEAULT Emily	FP	2/3		1	3	2	1		2			
7	WALKER-WELCH Brooklyn	FP	0/1		1	1	1						
8	PERRONI Nicole	FP	2/5	1	3	4					1		1:00
12	KINNA Megan	FP	5/7		5	6	2						
13	SUTTON Lydia	FP	2/2		2	2	1		1				
26	CHILD Annabel	FP	0/2	3	3	1	1			0		1	1:00
27	DOBBIE Dana	FP									1		1:00
33	EVANS Erica	FP	2/5		2	4	1		1				
37	SPENCE Lauren	GK											
Totals			14/33	7	21	27	12		6	3		9	9:00

Goalies		SV	GA	Min.
37	SPENCE Lauren	12	6	32:00
Totals		12	6	32:00

1st Quarter

0 (8') 1	PERRONI N
0 (7') 2	EVANS E
0 (7') 3	KINNA M
0 (6') 4	BLACK L
1 (5') 4	MCDONOUGH M
2 (3') 4	KOFMAN I
2 (3') 5	KINNA M
3 (1') 5	MCKONE L

2nd Quarter

4 (7') 5	MCKONE L
4 (6') 6	PERRONI N
5 (1') 6	OZER R

3rd Quarter

5 (8') 7	EVANS E
5 (7') 8	KINNA M
5 (7') 9	SUTTON L
5 (5') 10	KINNA M
5 (3') 11	BOISSONNEAULT E
5 (3') 12	SUTTON L
6 (1') 12	GERSCH A
6 (1') 13	KINNA M


4th Quarter

6 (7') 14	BOISSONNEAULT E
-----------	-----------------

Legend:											
A	Assists	CT	Caused Turnovers	DC	Draw Controls	FP	Field Player	GA	Goals Allowed	GB	Ground Ball
GC	Green Card	GK	Goalkeeper	G/S	Goals/Shots	Min.	Minutes	No.	Number	P	Scorer Points
Pos	Playing Position	RC	Red Card	SOG	Shots on Goal	SV	Saves	TO	Turnovers	YC	Yellow Card

Timing and Results provided by TISSOT





Game No: 10

Start List

CAN vs HNL

Head Official: WAGER Mara (USA)
Official: LASSITER Anthony Dewuan (USA)
Official: UEKI Yume (JPN)

CAN - Canada

No.	Name	Pos	MP	Date of Birth	Goals	Ass.
37	SPENCE Lauren	GK	2	15 SEP 2003		
2	BLACK Lauren	FP	2	29 SEP 2003	2	1
4	BAXTER Madalyn	FP	2	25 DEC 2001		
5	CORDINGLEY Aurora	FP	2	30 JUN 1999	3	4
6	BOISSONNEAULT Emily	FP	2	7 AUG 1990	2	1
7	WALKER-WELCH Brooklyn	FP	2	17 FEB 2003		1
8	PERRONI Nicole	FP	2	8 AUG 2001	3	2
12	KINNA Megan	FP	2	16 JUN 1998	7	
13	SUTTON Lydia	FP	2	22 SEP 1995	2	
26	CHILD Annabel	FP	2	17 SEP 2002	2	4
27	DOBBIE Dana	FP	2	30 SEP 1984	1	
33	EVANS Erica	FP	2	4 SEP 1996	8	2
Team Average					30	15
Coach	TEETER Scott					


CAN - Matches		
PR	GBR	16 - 9
PR	ISR	14 - 6
PR	HNL	14 JUL

HNL - Haudenosaunee Confederacy


No.	Name	Pos	MP	Date of Birth	Goals	Ass.
22	CRANDALL Paige	GK	2	16 AUG 2001		
1	SANTANA Ivy	FP	2	21 FEB 2000	2	1
2	SCANLAN Miya	FP	2	19 SEP 2003	7	2
4	JIMERSON Jalyn	FP	2	29 MAR 2000	2	3
10	BOMBERRY Tiana	FP	2	29 JUL 1998		
16	MINERD Cassandra	FP	2	19 MAY 1995		2
17	BOMBERRY Timmia	FP	2	1 JUL 2001	1	1
18	GARLOW Lois	FP	2	15 JAN 2001	3	2
19	LAZORE Jacelyn	FP	2	25 NOV 1999	2	
21	COOK Paisley	FP	2	5 APR 2005	1	
24	PORTER Fawn	FP	2	7 OCT 1997	2	1
34	COULON Jordan	FP	2	27 DEC 1999		1
Team Average					20	13
Coach	BEVILLE Elizabeth (USA)					

HNL - Matches		
PR	ISR	10 - 17
PR	GBR	10 - 11
PR	CAN	14 JUL

Legend:	(C) Captain	Ass. Assists	MP Matches Played	No. Number	Pos Playing Position
----------------	-------------	--------------	-------------------	------------	----------------------

Timing and Results provided by  TISSOT





Game No: 10

Results

CAN 19 vs 7 HNL

Head Official: WAGER Mara (USA)
Official: LASSITER Anthony Dewuan (USA)
Official: UEKI Yume (JPN)

RUNNING SCORE
CAN - HNL

CAN - Canada

Players		G/S	A	P	SOG	GB	CT	TO	DC	Penalties			
No.	Name									Pos	GC	YC	RC
2	BLACK Lauren	FP	1/4	2	3	3	2						
4	BAXTER Madalyn	FP	3/5		3	5	1	3					
5	CORDINGLEY Aurora	FP	7/9	1	8	8	1	3					
6	BOISSONNEAULT Emily	FP	1/2		1	2	2	3	1				
7	WALKER-WELCH Brooklyn	FP	2/2		2	2	1	3	1				
8	PERRONI Nicole	FP	1/7		1	6	2	1		1			0:30
12	KINNA Megan	FP	2/2		2	2	1		1	1			0:30
13	SUTTON Lydia	FP	1/2	1	2	2	2						
26	CHILD Annabel	FP	1/3	3	4	2	2		1				
27	DOBBIE Dana	FP											
33	EVANS Erica	FP											
37	SPENCE Lauren	GK		1	1			1			1		1:00
Totals			19/36	8	27	32	15	14	4	2	1		2:00

Goalies	SV	GA	Min.
37 SPENCE Lauren	10	7	32:00
Totals	10	7	32:00

HNL - Haudenosaunee Confederacy

Players		G/S	A	P	SOG	GB	CT	TO	DC	Penalties			
No.	Name									Pos	GC	YC	RC
1	SANTANA Ivy	FP	1/4		1	3	1	1					
2	SCANLAN Miya	FP	2/5	2	4	4		1					
4	JIMERSON Jalyn	FP	2/5	2	4	4		6			1		1:00
10	BOMBERRY Tiana	FP						1					
16	MINERD Cassandra	FP					1	3		1			0:30
17	BOMBERRY Timmia	FP						1					
18	GARLOW Lois	FP	2/4	1	3	4	1	1	0				
19	LAZORE Jacelyn	FP						2					
21	COOK Paisley	FP	0/2			1	1	2		1			0:30
24	PORTER Fawn	FP	0/1			1	1	3				1	2:00
34	COULON Jordan	FP											
22	CRANDALL Paige	GK					3	2					
Totals			7/21	5	12	17	9	23	4	2	1	1	4:00

Goalies	SV	GA	Min.
22 CRANDALL Paige	13	19	32:00
Totals	13	19	32:00

1st Quarter

	0 (7') 1	JIMERSON J
BAXTER M	1 (7') 1	
	1 (4') 2	GARLOW L
CORDINGLEY A	2 (1') 2	
	2 (1') 3	JIMERSON J
	2 (1') 4	GARLOW L

2nd Quarter

BOISSONNEAULT E	3 (7') 4	
	3 (7') 5	SANTANA I
PERRONI N	4 (6') 5	
BAXTER M	5 (6') 5	
KINNA M	6 (6') 5	
CORDINGLEY A	7 (5') 5	
WALKER-WELCH B	8 (4') 5	
CORDINGLEY A	9 (4') 5	
KINNA M	10 (2') 5	
CORDINGLEY A	11 (1') 5	

3rd Quarter

WALKER-WELCH B	12 (8') 5	
	12 (4') 6	SCANLAN M
BLACK L	13 (2') 6	
	13 (2') 7	SCANLAN M


4th Quarter

CHILD A	14 (8') 7	
BAXTER M	15 (6') 7	
CORDINGLEY A	16 (6') 7	
CORDINGLEY A	17 (5') 7	
CORDINGLEY A	18 (4') 7	
SUTTON L	19 (3') 7	

Legend:											
A	Assists	CT	Caused Turnovers	DC	Draw Controls	FP	Field Player	GA	Goals Allowed	GB	Ground Ball
GC	Green Card	GK	Goalkeeper	G/S	Goals/Shots	Min.	Minutes	No.	Number	P	Scorer Points
Pos	Playing Position	RC	Red Card	SOG	Shots on Goal	SV	Saves	TO	Turnovers	YC	Yellow Card

Timing and Results provided by **TISSOT**





Game No: 11

Start List

ISR vs GBR

Head Official: TOLL Carolyn (CAN)
Official: LOWRANCE Jessica (USA)
Official: WALLACE Ryan (USA)

ISR - Israel

No.	Name	Pos	MP	Date of Birth	Goals	Ass.
6	LAYTON Kelly	GK	2	3 JUN 1998		
30	KRUPNICK Julie	GK	2	17 JUN 1998		
2	MCKONE Lindsey	FP	2	22 DEC 1997	6	3
3	OZER Rachel	FP	2	9 JUN 1992	1	3
13	TRACY Samantha	FP	2	25 JUL 1994	3	1
17	MCDONOUGH Macellen	FP	2	21 OCT 1996	3	
18	KOFMAN Ilana	FP	2	17 SEP 2002	5	
20	GERSCH Annabelle	FP	2	25 DEC 2002	1	
24	MEISENBERG Sarah	FP	2	14 JAN 1987		
25	HILCOFF Hanna	FP	2	5 SEP 2001	1	
26	ROSEN Rachel	FP	2	26 DEC 1998	1	2
34	MANNON Olivia	FP	2	14 DEC 1997	2	
Team Average					23	9
Coach	CARLIN Kara (USA)					


ISR - Matches		
PR	HNL	17 - 10
PR	CAN	6 - 14
PR	GBR	14 JUL

GBR - Great Britain


No.	Name	Pos	MP	Date of Birth	Goals	Ass.
25	CHANDLER Emilie	GK	2	19 APR 1998		
33	GREENWOOD Katie	GK	2	24 AUG 1991		
2	DRYDEN Iona	FP	2	17 NOV 1994	5	
4	GRAY Chess	FP	2	26 FEB 1997	1	
6	OAKLEY Emma	FP	2	15 MAR 1995	2	1
8	CHAN Chloe	FP	2	18 NOV 1993		1
9	MERRIFIELD Laura	FP	2	5 MAY 1988	3	2
10	WARREN Laura	FP	2	10 OCT 1981	1	
11	WIMPENNY Olivia	FP	2	8 DEC 1995	5	2
13	FARAM Claire	FP	2	17 MAR 1992	2	
14	AITON Jenni	FP	2	7 JAN 1995		
19	FOSTER Tilly	FP	2	21 MAR 1998	1	
Team Average					20	6
Coach	COLLIER Phil					

GBR - Matches		
PR	CAN	9 - 16
PR	HNL	11 - 10
PR	ISR	14 JUL

Legend:	(C) Captain	Ass. Assists	MP Matches Played	No. Number	Pos Playing Position
----------------	-------------	--------------	-------------------	------------	----------------------

Timing and Results provided by  TISSOT





Game No: 11

Results

ISR 12 vs 14 GBR

Head Official: TOLL Carolyn (CAN)
Official: LOWRANCE Jessica (USA)
Official: WALLACE Ryan (USA)

RUNNING SCORE

ISR - GBR

ISR - Israel

Players		Pos	G/S	A	P	SOG	GB	CT	TO	DC	Penalties			
No.	Name										GC	YC	RC	Min.
2	MCKONE Lindsey	FP	1/6	1	2	4	2		2					
3	OZER Rachel	FP	1/3		1	2						2		2:00
13	TRACY Samantha	FP	4/8		4	6	1		1	1	1			0:30
17	MCDONOUGH Macellen	FP	1/3		1	2	1							
18	KOFMAN Ilana	FP	2/7	3	5	4	1							
20	GERSCH Annabelle	FP	0/3			3	1		1					
24	MEISENBERG Sarah	FP												
25	HILCOFF Hanna	FP	3/3		3	3	2							
26	ROSEN Rachel	FP		1	1		3		3					
34	MANNON Olivia	FP		1	1		1		1	1		1		1:00
6	LAYTON Kelly	GK												
30	KRUPNICK Julie	GK					2		1					
Totals			12/33	6	18	24	14		9	2	1	3		3:30

Goalies	SV	GA	Min.
6 LAYTON Kelly			
30 KRUPNICK Julie	9	14	32:00
Totals	9	14	32:00

GBR - Great Britain

Players		Pos	G/S	A	P	SOG	GB	CT	TO	DC	Penalties			
No.	Name										GC	YC	RC	Min.
2	DRYDEN Iona	FP							2					0:30
4	GRAY Chess	FP	2/2	1	3	2				1				
6	OAKLEY Emma	FP	4/6		4	6	1		2	1	1			0:30
8	CHAN Chloe	FP		1	1									
9	MERRIFIELD Laura	FP	3/5	1	4	4			2					
10	WARREN Laura	FP	2/3	1	3	3								
11	WIMPENNY Olivia	FP	0/2	2	2	2	2		3		1			0:30
13	FARAM Claire	FP	1/3		1	3			2			1		1:00
14	AITON Jenni	FP	2/4		2	3			1					
19	FOSTER Tilly	FP					1		1		1	1		1:30
25	CHANDLER Emilie	GK							1					
33	GREENWOOD Katie	GK					1		1					
Totals			14/25	6	20	23	5		15	6	4	2		4:00

Goalies	SV	GA	Min.
25 CHANDLER Emilie	5	6	16:00
33 GREENWOOD Katie	7	6	16:00
Totals	12	12	32:00

1st Quarter

	0 (8') 1	MERRIFIELD L
HILCOFF H	1 (7') 1	
	1 (6') 2	FARAM C
	1 (6') 3	OAKLEY E
	1 (5') 4	AITON J
	1 (1') 5	OAKLEY E
TRACY S	2 (1') 5	

2nd Quarter

KOFMAN I	3 (8') 5	
	3 (6') 6	MERRIFIELD L
HILCOFF H	4 (6') 6	
TRACY S	5 (4') 6	
	5 (2') 7	GRAY C
KOFMAN I	6 (1') 7	
	6 (1') 8	MERRIFIELD L

3rd Quarter

	6 (7') 9	WARREN L
TRACY S	7 (7') 9	
OZER R	8 (3') 9	
TRACY S	9 (2') 9	


4th Quarter

	9 (8') 10	OAKLEY E
McKONE L	10 (8') 10	
	10 (7') 11	OAKLEY E
MCDONOUGH M	11 (5') 11	
	11 (5') 12	WARREN L
HILCOFF H	12 (4') 12	
	12 (3') 13	AITON J
	12 (2') 14	GRAY C

Legend:											
A	Assists	CT	Caused Turnovers	DC	Draw Controls	FP	Field Player	GA	Goals Allowed	GB	Ground Ball
GC	Green Card	GK	Goalkeeper	G/S	Goals/Shots	Min.	Minutes	No.	Number	P	Scorer Points
Pos	Playing Position	RC	Red Card	SOG	Shots on Goal	SV	Saves	TO	Turnovers	YC	Yellow Card

Timing and Results provided by TISSOT





Game No: 1

Start List

CZE vs JPN

Head Official: TOLL Carolyn (CAN)
Official: OWEN Lara (GBR)
Official: LEAHY Michael (GBR)

CZE - Czech Republic

No.	Name	Pos	MP	Date of Birth	Goals	Ass.
1	NICOVA Anna	GK		10 FEB 1988		
23	DVORAKOVA Katerina	GK		13 MAR 1989		
8	VRABCOVA Marketa	FP		9 JAN 1993		
11	SEMERAKOVA Linda	FP		14 OCT 2003		
12	SRCHOVA Michaela	FP		19 JUL 1989		
13	BARTUSKOVA Tereza	FP		13 SEP 1994		
14	HRAZANKOVA Julie	FP		28 JUN 1992		
16	KREUZOVA Tereza	FP		4 JUN 1998		
17	LOTTMANN Anna	FP		7 MAR 1991		
18	MALINOVSKA Marketa	FP		15 SEP 2000		
38	STEDRA Viktorie	FP		8 SEP 2004		
88	RAKOVA Katerina	FP		31 JAN 1988		
				Team Average		
Coach	ONDRACEK Adam					


CZE - Matches		
PR	JPN	12 JUL
PR	AUS	13 JUL
PR	USA	14 JUL

JPN - Japan


No.	Name	Pos	MP	Date of Birth	Goals	Ass.
2	TAKEMOTO Moyu	GK		11 MAY 1997		
4	TOMITA Mayo	GK		14 DEC 1988		
1	FUJIMURA Mai	FP		9 AUG 2000		
5	KOZE Kanae	FP		22 FEB 2000		
7	TANAKA Nozomi	FP		3 DEC 1995		
8	TOMIMORI Miho	FP		11 JUL 2000		
9	INOUE Kaho	FP		17 MAY 1996		
10	IWATA Naomi	FP		23 SEP 1995		
11	IDA Honoka	FP		27 SEP 1999		
12	KOBAYASHI Haruka	FP		4 APR 1999		
17	NAKAZAWA Negai	FP		12 NOV 2003		
				Team Average		
Coach	NAGASHIMA Masakazu					

JPN - Matches		
PR	CZE	12 JUL
PR	USA	13 JUL
PR	AUS	14 JUL

Legend:	(C) Captain	Ass. Assists	MP Matches Played	No. Number	Pos Playing Position
----------------	-------------	--------------	-------------------	------------	----------------------

Timing and Results provided by 





Game No: 1

Results

CZE 10 vs 23 JPN

Head Official: TOLL Carolyn (CAN)
Official: OWEN Lara (GBR)
Official: LEAHY Michael (GBR)

RUNNING SCORE
CZE - JPN

CZE - Czech Republic

Players		G/S	A	P	SOG	GB	CT	TO	DC	Penalties				
No.	Name									Pos	GC	YC	RC	Min.
8	VRABCOVA Marketa	FP												
11	SEMERAKOVA Linda	FP									1		1:00	
12	SRCHOVA Michaela	FP	3/11		3	6	3	2	0					
13	BARTUSKOVA Tereza	FP	1/3		1	2	1	4						
14	HRAZANKOVA Julie	FP	0/1					1						
16	KREUZOVA Tereza	FP	1/5		1	3					1		1:00	
17	LOTTMANN Anna	FP	2/4	1	3	3	2	1						
18	MALINOVSKA Marketa	FP	1/5	2	3	1		5						
38	STEDRA Viktorie	FP	2/5		2	2		3						
88	RAKOVA Katerina	FP												
1	NICOVA Anna	GK												
23	DVORAKOVA Katerina	GK												
Totals			10/34	3	13	17	6	16	0		2		2:00	

Goalies		SV	GA	Min.
1	NICOVA Anna	7	9	16:00
23	DVORAKOVA Katerina	7	14	16:00
Totals		14	23	32:00

JPN - Japan

Players		G/S	A	P	SOG	GB	CT	TO	DC	Penalties				
No.	Name									Pos	GC	YC	RC	Min.
1	FUJIMURA Mai	FP	0/1		1			2					1:00	
5	KOZE Kanae	FP	1/3		1	3	3	1						
7	TANAKA Nozomi	FP	2/5		2	4		1						
8	TOMIMORI Miho	FP	9/12	1	10	11	1	1						
9	INOUE Kaho	FP	2/4	1	3	3	2		1					
10	IWATA Naomi	FP			1	1	2							
11	IDA Honoka	FP	1/6		1	5					1		1:00	
12	KOBAYASHI Haruka	FP	2/3		2	3			0	1			0:30	
17	NAKAZAWA Negai	FP	6/9	3	9	7	1							
2	TAKEMOTO Moyu	GK					3	1						
4	TOMITA Mayo	GK												
Totals			23/43	6	29	37	12	5	5	1	2		2:30	

Goalies		SV	GA	Min.
2	TAKEMOTO Moyu	6	5	25:23
4	TOMITA Mayo	1	5	06:37
Totals		7	10	32:00

1st Quarter

0 (8') 1	TOMIMORI M
0 (7') 2	TOMIMORI M
V STEDRA 1 (7') 2	
1 (7') 3	TOMIMORI M
1 (6') 4	TANAKA N
1 (6') 5	IDA H
1 (5') 6	INOUE K
1 (4') 7	NAKAZAWA N
1 (4') 8	NAKAZAWA N
M SRCHOVA 2 (1') 8	

2nd Quarter

2 (8') 9	TOMIMORI M
2 (7') 10	KOBAYASHI H
2 (7') 11	KOZE K
A LOTTMANN 3 (6') 11	
3 (5') 12	TOMIMORI M
A LOTTMANN 4 (5') 12	
4 (4') 13	TANAKA N
4 (4') 14	TOMIMORI M
T BARTUSKOVA 5 (3') 14	

3rd Quarter


5 (8') 15	NAKAZAWA N
M MALINOVSKA 6 (8') 15	
6 (5') 16	NAKAZAWA N
6 (4') 17	TOMIMORI M
T KREUZOVA 7 (1') 17	

4th Quarter

V STEDRA 8 (8') 17	
8 (7') 18	NAKAZAWA N
M SRCHOVA 9 (7') 18	
M SRCHOVA 10 (7') 18	
10 (6') 19	TOMIMORI M
10 (5') 20	KOBAYASHI H
10 (5') 21	INOUE K
10 (3') 22	TOMIMORI M
10 (2') 23	NAKAZAWA N

Legend:											
A	Assists	CT	Caused Turnovers	DC	Draw Controls	FP	Field Player	GA	Goals Allowed	GB	Ground Ball
GC	Green Card	GK	Goalkeeper	G/S	Goals/Shots	Min.	Minutes	No.	Number	P	Scorer Points
Pos	Playing Position	RC	Red Card	SOG	Shots on Goal	SV	Saves	TO	Turnovers	YC	Yellow Card

Timing and Results provided by TISSOT



Game No: 4

Start List

USA vs AUS

Head Official: MACNEILL Cheryl (CAN)
Official: BROOKS Lyndsay (CAN)
Official: GOTO Sachi (JPN)

USA - United States of America

No.	Name	Pos	MP	Date of Birth	Goals	Ass.
9	DOUCETTE Madison	GK		11 JAN 2000		
29	HICKLEN Haley	GK		17 DEC 1996		
1	PETTY Paige	FP		2 JUL 1998		
3	CHOMA Kasey	FP		6 AUG 2001		
8	SMITH Belle	FP		29 AUG 2001		
10	AHERN Madison	FP		25 JUN 2001		
11	PAVINELLI Danielle	FP		28 DEC 2001		
12	MASERA Ellie	FP		24 JUL 2002		
13	SWART Sam	FP		21 MAR 1999		
18	TYRRELL Meaghan	FP		28 JUL 2000		
21	WURZBURGER Caitlyn	FP		25 JUL 2001		
24	DONOVAN Marge	FP		10 NOV 1998		
				Team Average		
Coach	O'LEARY Amanda					

USA - Matches		
PR	AUS	12 JUL
PR	JPN	13 JUL
PR	CZE	14 JUL

AUS - Australia


No.	Name	Pos	MP	Date of Birth	Goals	Ass.
11	CUNNINGHAM Addie	GK		14 SEP 1992		
2	SMITH Sarah	FP		16 NOV 1995		
3	LANE Bec	FP		9 SEP 1996		
4	WILLIAMS Indyah	FP		25 JAN 2003		
8	THORNE Abby	FP		9 JUL 2002		
9	MOLLISON Sarah	FP		3 FEB 1987		
12	KWAS Theo	FP		9 DEC 1995		
14	DOSTER Cassidy	FP		19 DEC 1996		
15	PARKER Olivia	FP		3 JAN 1997		
18	BROWN Tegan	FP		5 FEB 1986		
22	YU Bonnie	FP		9 JUN 2001		
24	LATCH Georgia	FP		25 JUL 2002		
				Team Average		
Coach	ADAMS Trish					

AUS - Matches		
PR	USA	12 JUL
PR	CZE	13 JUL
PR	JPN	14 JUL

Legend:	(C) Captain	Ass. Assists	MP Matches Played	No. Number	Pos Playing Position
----------------	-------------	--------------	-------------------	------------	----------------------

Timing and Results provided by 





Game No: 4

Results

USA 16 vs 6 AUS

Head Official: MACNEILL Cheryl (CAN)
Official: BROOKS Lyndsay (CAN)
Official: GOTO Sachi (JPN)

RUNNING SCORE
USA - AUS

USA - United States of America

Players		G/S	A	P	SOG	GB	CT	TO	DC	Penalties			
No.	Name									Pos	GC	YC	RC
1	PETTY Paige	FP	0/1					1					
3	CHOMA Kasey	FP	3/6	1	4	3	4	1					
8	SMITH Belle	FP	3/4	1	4	4	2		1				
10	AHERN Madison	FP	2/5	3	5	4		2	1				
11	PAVINELLI Danielle	FP	2/4		2	3	3	1	0		1		1:00
12	MASERA Ellie	FP	1/6		1	5	1				1		1:00
13	SWART Sam	FP	0/1	1	1	1		3					
18	TYRRELL Meaghan	FP	2/5		2	4	2	1					
21	WURZBURGER Caitlyn	FP	3/3	1	4	3		2			1		1:00
24	DONOVAN Marge	FP						1					
9	DOUCETTE Madison	GK					2	1					
29	HICKLEN Haley	GK											
Totals			16/35	7	23	27	14	13	2		3		3:00

Goalies	SV	GA	Min.
9 DOUCETTE Madison	12	6	32:00
29 HICKLEN Haley			
Totals	12	6	32:00

AUS - Australia

Players		G/S	A	P	SOG	GB	CT	TO	DC	Penalties			
No.	Name									Pos	GC	YC	RC
2	SMITH Sarah	FP	1/2		1	1		2			1		1:00
3	LANE Bec	FP	0/1	1	1		1	3	0		1		1:00
4	WILLIAMS Indyah	FP	0/1			1	1	1					
8	THORNE Abby	FP	1/1		1	1							
9	MOLLISON Sarah	FP	0/2			1	3						
12	KWAS Theo	FP	1/4		1	4		1			1		1:00
14	DOSTER Cassidy	FP	1/2		1	2							
15	PARKER Olivia	FP						2		2			1:00
18	BROWN Tegan	FP	0/1			1		2		1			0:30
22	YU Bonnie	FP	2/3		2	3		1					
24	LATCH Georgia	FP	0/5			4		2	2				
11	CUNNINGHAM Addie	GK					4	2					
Totals			6/22	1	7	18	9	16	5	3	3		4:30

Goalies	SV	GA	Min.
11 CUNNINGHAM Addie	11	16	32:00
Totals	11	16	32:00

1st Quarter
CHOMA K 1 (6) 0
1 (5) 1 KWAS T
1 (1) 2 YU B

2nd Quarter
AHERN M 2 (8) 2
CHOMA K 3 (6) 2
3 (6) 3 SMITH S
PAVINELLI D 4 (3) 3
WURZBURGER C 5 (1) 3
AHERN M 6 (1) 3

3rd Quarter
6 (8) 4 DOSTER C
WURZBURGER C 7 (6) 4
TYRRELL M 8 (5) 4
MASERA E 9 (1) 4


4th Quarter
SMITH B 10 (8) 4
WURZBURGER C 11 (7) 4
CHOMA K 12 (6) 4
SMITH B 13 (4) 4
SMITH B 14 (3) 4
TYRRELL M 15 (2) 4
PAVINELLI D 16 (2) 4
16 (1) 5 YU B
16 (1) 6 THORNE A

Legend:

A Assists	CT Caused Turnovers	DC Draw Controls	FP Field Player	GA Goals Allowed	GB Ground Ball
GC Green Card	GK Goalkeeper	G/S Goals/Shots	Min. Minutes	No. Number	P Scorer Points
Pos Playing Position	RC Red Card	SOG Shots on Goal	SV Saves	TO Turnovers	YC Yellow Card

Timing and Results provided by TISSOT





Game No: 6

Start List

AUS vs CZE

Head Official: GOTO Sachi (JPN)
Official: LOWRANCE Jessica (USA)
Official: LASSITER Anthony Dewuan (USA)

AUS - Australia

No.	Name	Pos	MP	Date of Birth	Goals	Ass.
11	CUNNINGHAM Addie	GK	1	14 SEP 1992		
2	SMITH Sarah	FP	1	16 NOV 1995	1	
3	LANE Bec	FP	1	9 SEP 1996		1
4	WILLIAMS Indyah	FP	1	25 JAN 2003		
8	THORNE Abby	FP	1	9 JUL 2002	1	
9	MOLLISON Sarah	FP	1	3 FEB 1987		
12	KWAS Theo	FP	1	9 DEC 1995	1	
14	DOSTER Cassidy	FP	1	19 DEC 1996	1	
15	PARKER Olivia	FP	1	3 JAN 1997		
18	BROWN Tegan	FP	1	5 FEB 1986		
22	YU Bonnie	FP	1	9 JUN 2001	2	
24	LATCH Georgia	FP	1	25 JUL 2002		
Team Average					6	1
Coach	ADAMS Trish					


AUS - Matches		
PR	USA	6 - 16
PR	CZE	13 JUL
PR	JPN	14 JUL


CZE - Czech Republic

No.	Name	Pos	MP	Date of Birth	Goals	Ass.
1	NICOVA Anna	GK	1	10 FEB 1988		
23	DVORAKOVA Katerina	GK	1	13 MAR 1989		
8	VRABCOVA Marketa	FP	1	9 JAN 1993		
11	SEMERAKOVA Linda	FP	1	14 OCT 2003		
12	SRCHOVA Michaela	FP	1	19 JUL 1989	3	
13	BARTUSKOVA Tereza	FP	1	13 SEP 1994	1	
14	HRAZANKOVA Julie	FP	1	28 JUN 1992		
16	KREUZOVA Tereza	FP	1	4 JUN 1998	1	
17	LOTTMANN Anna	FP	1	7 MAR 1991	2	1
18	MALINOVSKA Marketa	FP	1	15 SEP 2000	1	2
38	STEDRA Viktorie	FP	1	8 SEP 2004	2	
88	RAKOVA Katerina	FP	1	31 JAN 1988		
Team Average					10	3
Coach	ONDRACEK Adam					

CZE - Matches		
PR	JPN	10 - 23
PR	AUS	13 JUL
PR	USA	14 JUL

Legend:	(C) Captain	Ass. Assists	MP Matches Played	No. Number	Pos Playing Position
----------------	-------------	--------------	-------------------	------------	----------------------

Timing and Results provided by 



Game No: 6

Results

AUS 16 vs 8 CZE

Head Official: GOTO Sachi (JPN)
Official: LOWRANCE Jessica (USA)
Official: LASSITER Anthony Dewuan (USA)

RUNNING SCORE
AUS - CZE

AUS - Australia

Players		Pos	G/S	A	P	SOG	GB	CT	TO	DC	Penalties				
No.	Name										GC	YC	RC	Min.	
2	SMITH Sarah	FP	0/3	1	1	1	1								
3	LANE Bec	FP	3/7		3	6	1		1	1					
4	WILLIAMS Indyah	FP		1	1		1					1			1:00
8	THORNE Abby	FP										1			1:00
9	MOLLISON Sarah	FP	2/6	1	3	5	1			1					
12	KWAS Theo	FP	5/10		5	7	1								
14	DOSTER Cassidy	FP	4/5		4	5	3								
15	PARKER Olivia	FP	2/3		2	3	2		1						
18	BROWN Tegan	FP	0/1			1	1			1					
22	YU Bonnie	FP	0/3			3	3								
24	LATCH Georgia	FP	0/3	4	4	2	1		1						
11	CUNNINGHAM Addie	GK					1								
Totals			16/41	7	23	33	17		3	3		2			2:00

Goalies	SV	GA	Min.
11 CUNNINGHAM Addie	9	8	32:00
Totals	9	8	32:00

CZE - Czech Republic

Players		Pos	G/S	A	P	SOG	GB	CT	TO	DC	Penalties				
No.	Name										GC	YC	RC	Min.	
8	VRABCOVA Marketa	FP	0/1			1	1		2						
11	SEMERAKOVA Linda	FP													
12	SRCHOVA Michaela	FP	3/8		3	6	2		4	1		1			1:00
13	BARTUSKOVA Tereza	FP	0/2			2	1		1						
14	HRAZANKOVA Julie	FP		1	1				1						
16	KREUZOVA Tereza	FP							3		1				0:30
17	LOTTMANN Anna	FP	2/5		2	3	1				1	2			2:30
18	MALINOVSKA Marketa	FP	3/5	3	6	5	5		1						
38	STEDRA Viktorie	FP	0/1				1		1						
88	RAKOVA Katerina	FP									1				0:30
1	NICOVA Anna	GK							1						
23	DVORAKOVA Katerina	GK													
Totals			8/22	4	12	17	6		14	5	3	3			4:30

Goalies	SV	GA	Min.
1 NICOVA Anna	17	16	32:00
23 DVORAKOVA Katerina			
Totals	17	16	32:00

1st Quarter

	0 (8') 1	M MALINOVSKA
DOSTER C	1 (5') 1	
KWAS T	2 (3') 1	
KWAS T	3 (1') 1	
	3 (1') 2	M SRCHOVA

2nd Quarter

LANE B	4 (8') 2	
	4 (6') 3	A LOTTMANN
O PARKER	5 (6') 3	
O PARKER	6 (5') 3	
DOSTER C	7 (4') 3	
	7 (4') 4	M MALINOVSKA
	7 (3') 5	M SRCHOVA
LANE B	8 (2') 5	

3rd Quarter

KWAS T	9 (7') 5	
	9 (7') 6	M MALINOVSKA
	9 (5') 7	M SRCHOVA
LANE B	10 (3') 7	
MOLLISON S	11 (1') 7	


4th Quarter

KWAS T	12 (8') 7	
MOLLISON S	13 (6') 7	
DOSTER C	14 (4') 7	
KWAS T	15 (2') 7	
	15 (1') 8	A LOTTMANN
DOSTER C	16 (1') 8	

Legend:											
A	Assists	CT	Caused Turnovers	DC	Draw Controls	FP	Field Player	GA	Goals Allowed	GB	Ground Ball
GC	Green Card	GK	Goalkeeper	G/S	Goals/Shots	Min.	Minutes	No.	Number	P	Scorer Points
Pos	Playing Position	RC	Red Card	SOG	Shots on Goal	SV	Saves	TO	Turnovers	YC	Yellow Card

Timing and Results provided by TISSOT





Game No: 8

Start List

JPN vs USA

Head Official: TOLL Carolyn (CAN)
Official: MACNEILL Cheryl (CAN)
Official: LEAHY Michael (GBR)

JPN - Japan

No.	Name	Pos	MP	Date of Birth	Goals	Ass.
2	TAKEMOTO Moyu	GK	1	11 MAY 1997		
4	TOMITA Mayo	GK	1	14 DEC 1988		
1	FUJIMURA Mai	FP	1	9 AUG 2000		
5	KOZE Kanae	FP	1	22 FEB 2000	1	
6	KAWAI Nene	FP		28 FEB 2002		
7	TANAKA Nozomi	FP	1	3 DEC 1995	2	
8	TOMIMORI Miho	FP	1	11 JUL 2000	9	1
9	INOUE Kaho	FP	1	17 MAY 1996	2	1
10	IWATA Naomi	FP	1	23 SEP 1995		1
11	IDA Honoka	FP	1	27 SEP 1999	1	
12	KOBAYASHI Haruka	FP	1	4 APR 1999	2	
17	NAKAZAWA Negai	FP	1	12 NOV 2003	6	3
Team Average					23	6
Coach	NAGASHIMA Masakazu					

JPN - Matches		
PR	CZE	23 - 10
PR	USA	13 JUL
PR	AUS	14 JUL

USA - United States of America


No.	Name	Pos	MP	Date of Birth	Goals	Ass.
9	DOUCETTE Madison	GK	1	11 JAN 2000		
29	HICKLEN Haley	GK	1	17 DEC 1996		
1	PETTY Paige	FP	1	2 JUL 1998		
3	CHOMA Kasey	FP	1	6 AUG 2001	3	1
8	SMITH Belle	FP	1	29 AUG 2001	3	1
10	AHERN Madison	FP	1	25 JUN 2001	2	3
11	PAVINELLI Danielle	FP	1	28 DEC 2001	2	
12	MASERA Ellie	FP	1	24 JUL 2002	1	
13	SWART Sam	FP	1	21 MAR 1999		1
18	TYRRELL Meaghan	FP	1	28 JUL 2000	2	
21	WURZBURGER Caitlyn	FP	1	25 JUL 2001	3	1
24	DONOVAN Marge	FP	1	10 NOV 1998		
Team Average					16	7
Coach	O'LEARY Amanda					

USA - Matches		
PR	AUS	16 - 6
PR	JPN	13 JUL
PR	CZE	14 JUL

Legend:	(C) Captain	Ass. Assists	MP Matches Played	No. Number	Pos Playing Position
----------------	-------------	--------------	-------------------	------------	----------------------

Timing and Results provided by 





Game No: 8

Results

JPN 10 vs 16 USA

Head Official: TOLL Carolyn (CAN)
Official: MACNEILL Cheryl (CAN)
Official: LEAHY Michael (GBR)

RUNNING SCORE

JPN - USA

JPN - Japan

Players		G/S	A	P	SOG	GB	CT	TO	DC	Penalties			
No.	Name									Pos	GC	YC	RC
1	FUJIMURA Mai	FP	2/4		2	3	2		1	1			
5	KOZE Kanae	FP	0/1				1		1				
6	KAWAI Nene	FP											
7	TANAKA Nozomi	FP	1/2		1	1	1		2	2			
8	TOMIMORI Miho	FP	3/12	1	4	10	2		1	1			
9	INOUE Kaho	FP	1/4		1	4			1		1	1	1:30
10	IWATA Naomi	FP											
11	IDA Honoka	FP	0/1			1			1			2	2:00
12	KOBAYASHI Haruka	FP							2				
17	NAKAZAWA Negai	FP	3/4		3	4	1		4				
2	TAKEMOTO Moyu	GK							2				
4	TOMITA Mayo	GK											
Totals			10/28	1	11	23	7		15	4	1	3	3:30

Goalies	SV	GA	Min.
2 TAKEMOTO Moyu	8	8	24:00
4 TOMITA Mayo	3	8	08:00
Totals	11	16	32:00

USA - United States of America

Players		G/S	A	P	SOG	GB	CT	TO	DC	Penalties			
No.	Name									Pos	GC	YC	RC
1	PETTY Paige	FP	1/2	1	2	1	1		1				
3	CHOMA Kasey	FP	3/4		3	4	2		1				
8	SMITH Belle	FP	3/7		3	5	4		2				
10	AHERN Madison	FP	1/2	1	2	2						1	2:00
11	PAVINELLI Danielle	FP	2/4		2	4							
12	MASERA Ellie	FP	2/3	1	3	2	3		1		1		0:30
13	SWART Sam	FP	0/3			3	1		1		1		0:30
18	TYRRELL Meaghan	FP	3/4		3	3	1		1				
21	WURZBURGER Caitlyn	FP	1/3	3	4	3	1		5		1		0:30
24	DONOVAN Marge	FP	0/1	1	1		1						
9	DOUCETTE Madison	GK					3		1				
29	HICKLEN Haley	GK	0/1										
Totals			16/34	7	23	27	17		13	0	4	1	4:00

Goalies	SV	GA	Min.
9 DOUCETTE Madison	13	10	32:00
29 HICKLEN Haley			
Totals	13	10	32:00

1st Quarter

INOUE K	1 (8') 0	
	1 (8') 1	AHERN M
	1 (8') 2	SMITH B
	1 (6') 3	CHOMA K
	1 (5') 4	PAVINELLI D
	1 (4') 5	CHOMA K
	1 (3') 6	WURZBURGER C
	1 (1') 7	MASERA E
	1 (1') 8	PETTY P

2nd Quarter

	1 (6') 9	SMITH B
NAKAZAWA N	2 (5') 9	
FUJIMURA M	3 (2') 9	
	3 (1') 10	SMITH B

3rd Quarter

TOMIMORI M	4 (8') 10	
	4 (8') 11	TYRRELL M
FUJIMURA M	5 (7') 11	
	5 (6') 12	MASERA E
	5 (5') 13	TYRRELL M
NAKAZAWA N	6 (4') 13	


4th Quarter

NAKAZAWA N	7 (6') 13	
TOMIMORI M	8 (6') 13	
TANAKA N	9 (5') 13	
	9 (5') 14	PAVINELLI D
TOMIMORI M	10 (4') 14	
	10 (4') 15	TYRRELL M
	10 (1') 16	CHOMA K

Legend:

A Assists	CT Caused Turnovers	DC Draw Controls	FP Field Player	GA Goals Allowed	GB Ground Ball
GC Green Card	GK Goalkeeper	G/S Goals/Shots	Min. Minutes	No. Number	P Scorer Points
Pos Playing Position	RC Red Card	SOG Shots on Goal	SV Saves	TO Turnovers	YC Yellow Card

Timing and Results provided by TISSOT



Game No: 9

Start List

JPN vs AUS

Head Official: FUKA Bohdan (CZE)
Official: BROOKS Lyndsay (CAN)
Official: LEAHY Michael (GBR)

JPN - Japan

No.	Name	Pos	MP	Date of Birth	Goals	Ass.
2	TAKEMOTO Moyu	GK	2	11 MAY 1997		
4	TOMITA Mayo	GK	2	14 DEC 1988		
1	FUJIMURA Mai	FP	2	9 AUG 2000	2	
5	KOZE Kanae	FP	2	22 FEB 2000	1	
6	KAWAI Nene	FP	1	28 FEB 2002		
7	TANAKA Nozomi	FP	2	3 DEC 1995	3	
8	TOMIMORI Miho	FP	2	11 JUL 2000	12	2
9	INOUE Kaho	FP	2	17 MAY 1996	3	1
10	IWATA Naomi	FP	2	23 SEP 1995		1
11	IDA Honoka	FP	2	27 SEP 1999	1	
12	KOBAYASHI Haruka	FP	2	4 APR 1999	2	
17	NAKAZAWA Negai	FP	2	12 NOV 2003	9	3
Team Average					33	7
Coach	NAGASHIMA Masakazu					


JPN - Matches		
PR	CZE	23 - 10
PR	USA	10 - 16
PR	AUS	14 JUL

AUS - Australia


No.	Name	Pos	MP	Date of Birth	Goals	Ass.
11	CUNNINGHAM Addie	GK	2	14 SEP 1992		
2	SMITH Sarah	FP	2	16 NOV 1995	1	1
3	LANE Bec	FP	2	9 SEP 1996	3	1
4	WILLIAMS Indyah	FP	2	25 JAN 2003		1
8	THORNE Abby	FP	2	9 JUL 2002	1	
9	MOLLISON Sarah	FP	2	3 FEB 1987	2	1
12	KWAS Theo	FP	2	9 DEC 1995	6	
14	DOSTER Cassidy	FP	2	19 DEC 1996	5	
15	PARKER Olivia	FP	2	3 JAN 1997	2	
18	BROWN Tegan	FP	2	5 FEB 1986		
22	YU Bonnie	FP	2	9 JUN 2001	2	
24	LATCH Georgia	FP	2	25 JUL 2002		4
Team Average					22	8
Coach	ADAMS Trish					

AUS - Matches		
PR	USA	6 - 16
PR	CZE	16 - 8
PR	JPN	14 JUL

Legend:	(C) Captain	Ass. Assists	MP Matches Played	No. Number	Pos Playing Position
----------------	-------------	--------------	-------------------	------------	----------------------

Timing and Results provided by  TISSOT





Game No: 9

Results

JPN 8 vs 11 AUS

Head Official: FUKA Bohdan (CZE)
Official: BROOKS Lyndsay (CAN)
Official: LEAHY Michael (GBR)

RUNNING SCORE
JPN - AUS

JPN - Japan

Players		G/S	A	P	SOG	GB	CT	TO	DC	Penalties			
No.	Name									Pos	GC	YC	RC
1	FUJIMURA Mai	FP	0/2	1	1	1	3		1				
5	KOZE Kanae	FP	1/1		1	1	2		1				
6	KAWAI Nene	FP											
7	TANAKA Nozomi	FP							2				
8	TOMIMORI Miho	FP	2/8		2	6		2					
9	INOUE Kaho	FP	1/7	2	3	4	1	4	0				
10	IWATA Naomi	FP								1			0:30
11	IDA Honoka	FP	0/2	1	1	2	1	1			1		1:00
12	KOBAYASHI Haruka	FP	1/3		1	2							
17	NAKAZAWA Negai	FP	3/8		3	5		2		1			0:30
2	TAKEMOTO Moyu	GK					2						
4	TOMITA Mayo	GK											
Totals			8/31	4	12	21	9	11	2	2	1		2:00

Goalies		SV	GA	Min.
2	TAKEMOTO Moyu	13	11	32:00
4	TOMITA Mayo			
Totals		13	11	32:00

AUS - Australia

Players		G/S	A	P	SOG	GB	CT	TO	DC	Penalties			
No.	Name									Pos	GC	YC	RC
2	SMITH Sarah	FP	1/2		1	2	2	3	1				0:30
3	LANE Bec	FP	1/3	1	2	2	1		0	1			0:30
4	WILLIAMS Indyah	FP	1/2		1	2		1					
8	THORNE Abby	FP											
9	MOLLISON Sarah	FP	0/3										
12	KWAS Theo	FP	3/7	1	4	6	1	3	1	1			0:30
14	DOSTER Cassidy	FP	1/2		1	2	3	2		1			0:30
15	PARKER Olivia	FP	0/1	1	1	1	2						
18	BROWN Tegan	FP	0/3			1		1					
22	YU Bonnie	FP	1/4		1	4	6	1			1		1:00
24	LATCH Georgia	FP	3/5	1	4	4							
11	CUNNINGHAM Addie	GK					2						
Totals			11/32	4	15	24	17	11	4	4	1		3:00

Goalies		SV	GA	Min.
11	CUNNINGHAM Addie	13	8	32:00
Totals		13	8	32:00

1st Quarter
0 (5') 1 YU B
TOMIMORI M 1 (3') 1
KOZE K 2 (1') 1

2nd Quarter
INOUE K 3 (8') 1
3 (7') 2 LATCH G
3 (4') 3 SMITH S
NAKAZAWA N 4 (3') 3
4 (2') 4 KWAS T
TOMIMORI M 5 (1') 4
5 (1') 5 WILLIAMS I

3rd Quarter
5 (8') 6 KWAS T
KOBAYASHI H 6 (6') 6
6 (5') 7 LATCH G
6 (1') 8 LATCH G


4th Quarter
NAKAZAWA N 7 (8') 8
NAKAZAWA N 8 (4') 8
8 (3') 9 DOSTER C
8 (3') 10 KWAS T
8 (2') 11 LANE B

Legend:

A Assists	CT Caused Turnovers	DC Draw Controls	FP Field Player	GA Goals Allowed	GB Ground Ball
GC Green Card	GK Goalkeeper	G/S Goals/Shots	Min. Minutes	No. Number	P Scorer Points
Pos Playing Position	RC Red Card	SOG Shots on Goal	SV Saves	TO Turnovers	YC Yellow Card

Timing and Results provided by TISSOT





Game No: 12

Start List

USA vs CZE

Head Official: MACNEILL Cheryl (CAN)
Official: OWEN Lara (GBR)
Official: GOTO Sachi (JPN)

USA - United States of America

No.	Name	Pos	MP	Date of Birth	Goals	Ass.
9	DOUCETTE Madison	GK	2	11 JAN 2000		
29	HICKLEN Haley	GK	2	17 DEC 1996		
1	PETTY Paige	FP	2	2 JUL 1998	1	1
3	CHOMA Kasey	FP	2	6 AUG 2001	6	1
8	SMITH Belle	FP	2	29 AUG 2001	6	1
10	AHERN Madison	FP	2	25 JUN 2001	3	4
11	PAVINELLI Danielle	FP	2	28 DEC 2001	4	
12	MASERA Ellie	FP	2	24 JUL 2002	3	1
13	SWART Sam	FP	2	21 MAR 1999		1
18	TYRRELL Meaghan	FP	2	28 JUL 2000	5	
21	WURZBURGER Caitlyn	FP	2	25 JUL 2001	4	4
24	DONOVAN Marge	FP	2	10 NOV 1998		1
Team Average					32	14
Coach	O'LEARY Amanda					


USA - Matches		
PR	AUS	16 - 6
PR	JPN	16 - 10
PR	CZE	14 JUL

CZE - Czech Republic


No.	Name	Pos	MP	Date of Birth	Goals	Ass.
1	NICOVA Anna	GK	2	10 FEB 1988		
23	DVORAKOVA Katerina	GK	2	13 MAR 1989		
8	VRABCOVA Marketa	FP	2	9 JAN 1993		
11	SEMERAKOVA Linda	FP	2	14 OCT 2003		
12	SRCHOVA Michaela	FP	2	19 JUL 1989	6	
13	BARTUSKOVA Tereza	FP	2	13 SEP 1994	1	
14	HRAZANKOVA Julie	FP	2	28 JUN 1992		1
16	KREUZOVA Tereza	FP	2	4 JUN 1998	1	
17	LOTTMANN Anna	FP	2	7 MAR 1991	4	1
18	MALINOVSKA Marketa	FP	2	15 SEP 2000	4	5
38	STEDRA Viktorie	FP	2	8 SEP 2004	2	
88	RAKOVA Katerina	FP	2	31 JAN 1988		
Team Average					18	7
Coach	ONDRACEK Adam					

CZE - Matches		
PR	JPN	10 - 23
PR	AUS	8 - 16
PR	USA	14 JUL

Legend:	(C) Captain	Ass. Assists	MP Matches Played	No. Number	Pos Playing Position
----------------	-------------	--------------	-------------------	------------	----------------------

Timing and Results provided by  TISSOT





Game No: 12

Results

USA 25 vs 6 CZE

Head Official: MACNEILL Cheryl (CAN)
Official: OWEN Lara (GBR)
Official: GOTO Sachi (JPN)

RUNNING SCORE
USA - CZE

USA - United States of America

Players		G/S	A	P	SOG	GB	CT	TO	DC	Penalties				
No.	Name									Pos	GC	YC	RC	Min.
1	PETTY Paige	FP	2/3		2	2								
3	CHOMA Kasey	FP	3/6		3	3	2							
8	SMITH Belle	FP	4/6	2	6	6	3							
10	AHERN Madison	FP	4/5	1	5	5		1	1					
11	PAVINELLI Danielle	FP	4/4		4	4	2		2	1				
12	MASERA Ellie	FP	3/7	2	5	6	2							
13	SWART Sam	FP	1/3	1	2	3	1							
18	TYRRELL Meaghan	FP	2/3		2	3	1							
21	WURZBURGER Caitlyn	FP	1/4	3	4	4	2							
24	DONOVAN Marge	FP		1	1		2							
9	DOUCETTE Madison	GK						1						
29	HICKLEN Haley	GK	1/1		1	1	1	1						
Totals			25/42	10	35	37	16		5	2				

Goalies	SV	GA	Min.
9 DOUCETTE Madison	10	6	32:00
29 HICKLEN Haley			
Totals	10	6	32:00

CZE - Czech Republic

Players		G/S	A	P	SOG	GB	CT	TO	DC	Penalties				
No.	Name									Pos	GC	YC	RC	Min.
8	VRABCOVA Marketa	FP	1/1		1	1								
11	SEMERAKOVA Linda	FP						1		1				1:00
12	SRCHOVA Michaela	FP	1/6		1	6		1	0		1			1:00
13	BARTUSKOVA Tereza	FP		1	1			1						
14	HRAZANKOVA Julie	FP	0/1				1	4						
16	KREUZOVA Tereza	FP					1	6			1			1:00
17	LOTTMANN Anna	FP	3/6	1	4	6		3						
18	MALINOVSKA Marketa	FP	1/4	3	4	2	1	1						
38	STEDRA Viktorie	FP	0/1			1		4			2			2:00
88	RAKOVA Katerina	FP									2			2:00
1	NICOVA Anna	GK												
23	DVORAKOVA Katerina	GK						1						
Totals			6/19	5	11	16	3	21	4		7			7:00

Goalies	SV	GA	Min.
1 NICOVA Anna			
23 DVORAKOVA Katerina	12	25	32:00
Totals	12	25	32:00

1st Quarter

PAVINELLI D	1 (7') 0
AHERN M	2 (6') 0
CHOMA K	3 (6') 0
MASERA E	4 (5') 0
PETTY P	5 (4') 0
PAVINELLI D	6 (2') 0
CHOMA K	7 (1') 0
TYRRELL M	8 (1') 0
MASERA E	9 (1') 0

2nd Quarter

CHOMA K	10 (7') 0
	10 (7') 1 M VRABCOVA
SWART S	11 (7') 1
MASERA E	12 (6') 1
AHERN M	13 (6') 1
WURZBURGER C	14 (4') 1
PAVINELLI D	15 (3') 1

3rd Quarter

PAVINELLI D	16 (8') 1
	16 (8') 2 A LOTTMANN
	16 (7') 3 A LOTTMANN
TYRRELL M	17 (7') 3
SMITH B	18 (5') 3
	18 (4') 4 A LOTTMANN
AHERN M	19 (3') 4
SMITH B	20 (2') 4
	20 (1') 5 M SRCHOVA

4th Quarter

SMITH B	21 (8') 5
AHERN M	22 (8') 5
SMITH B	23 (7') 5
PETTY P	24 (6') 5
	24 (5') 6 M MALINOVSKA
HICKLEN H	25 (4') 6

Legend:											
A	Assists	CT	Caused Turnovers	DC	Draw Controls	FP	Field Player	GA	Goals Allowed	GB	Ground Ball
GC	Green Card	GK	Goalkeeper	G/S	Goals/Shots	Min.	Minutes	No.	Number	P	Scorer Points
Pos	Playing Position	RC	Red Card	SOG	Shots on Goal	SV	Saves	TO	Turnovers	YC	Yellow Card

Timing and Results provided by TISSOT





Life Saving





26	Life Saving	2704
26.1	Table of Contents	2705
26.2	Records Set by Event	2709
26.3	Records Set by Record Type	2710
26.4	Records Set by Date	2711
26.5	Medallists by Event	2712
26.6	Medal Standings	2715
26.7	Men's 50m Manikin Carry	2716
26.7.1	Entry List by Event	2717
26.7.2	Medallists	2718
26.7.3	Final	2719
26.7.3.1	Start List	2719
26.7.3.2	Final Results	2720
26.8	Men's 100m Manikin Carry with Fins	2721
26.8.1	Entry List by Event	2722
26.8.2	Medallists	2723
26.8.3	Final	2724
26.8.3.1	Start List	2724
26.8.3.2	Results Summary	2725
26.9	Men's 100m Manikin Tow with Fins	2726
26.9.1	Entry List by Event	2727
26.9.2	Medallists	2728
26.9.3	Final	2729
26.9.3.1	Start List	2729
26.9.3.2	Final Results	2730
26.10	Men's 200m Obstacle Swim	2731
26.10.1	Entry List by Event	2732
26.10.2	Medallists	2733
26.10.3	Final	2734
26.10.3.1	Start List	2734
26.10.3.2	Results Summary	2735
26.11	Men's 200m Super Lifesaver	2736
26.11.1	Entry List by Event	2737
26.11.2	Medallists	2738
26.11.3	Final	2739
26.11.3.1	Start List	2739
26.11.3.2	Results Summary	2740

26.12	Men's Team 4x25 Manikin Relay	2741
26.12.1	Entry List by Event	2742
26.12.2	Medallists	2743
26.12.3	Final	2744
26.12.3.1	Start List	2744
26.12.3.2	Final Results	2745
26.13	Men's Team 4x50 Obstacle Relay	2746
26.13.1	Entry List by Event	2747
26.13.2	Medallists	2748
26.13.3	Final	2749
26.13.3.1	Start List	2749
26.13.3.2	Results Summary	2750
26.14	Men's Team 4x50 Medley Relay	2752
26.14.1	Entry List by Event	2753
26.14.2	Medallists	2754
26.14.3	Final	2755
26.14.3.1	Start List	2755
26.14.3.2	Final Results	2756
26.15	Women's 50m Manikin Carry	2757
26.15.1	Entry List by Event	2758
26.15.2	Medallists	2759
26.15.3	Final	2760
26.15.3.1	Start List	2760
26.15.3.2	Final Results	2761
26.16	Women's 100m Manikin Carry with Fins	2762
26.16.1	Entry List by Event	2763
26.16.2	Medallists	2764
26.16.3	Final	2765
26.16.3.1	Start List	2765
26.16.3.2	Results Summary	2766
26.17	Women's 100m Manikin Tow with Fins	2767
26.17.1	Entry List by Event	2768
26.17.2	Medallists	2769
26.17.3	Final	2770
26.17.3.1	Start List	2770
26.17.3.2	Final Results	2771
26.18	Women's 200m Obstacle Swim	2772
26.18.1	Entry List by Event	2773
26.18.2	Medallists	2774
26.18.3	Final	2775
26.18.3.1	Start List	2775
26.18.3.2	Results Summary	2776
26.19	Women's 200m Super Lifesaver	2777
26.19.1	Entry List by Event	2778

26.19.2	Medallists	2779
26.19.3	Final	2780
26.19.3.1	Start List	2780
26.19.3.2	Results Summary	2781
26.20	Women's Team 4x25 Manikin Relay	2782
26.20.1	Entry List by Event	2783
26.20.2	Medallists	2784
26.20.3	Final	2785
26.20.3.1	Start List	2785
26.20.3.2	Final Results	2786
26.21	Women's Team 4x50 Obstacle Relay	2787
26.21.1	Entry List by Event	2788
26.21.2	Medallists	2789
26.21.3	Final	2790
26.21.3.1	Start List	2790
26.21.3.2	Results Summary	2791
26.22	Women's Team 4x50 Medley Relay	2793
26.22.1	Entry List by Event	2794
26.22.2	Medallists	2795
26.22.3	Final	2796
26.22.3.1	Start List	2796
26.22.3.2	Final Results	2797



Records Set by Event

As of MON 11 JUL 2022

Event		Name	Country Code	Time	Record Type
Women's 50m Manikin Carry	Final	HOLT Nina	GER	33.77	WG
Women's 200m Super Lifesaver	Final	ROUSSEAU Magali	FRA	2:21.69	WG
Women's 100m Manikin Carry Fins	Final	LAUERWALD Undine	GER	52.62	WG
Women's 100m Manikin Tow Fins	Final	VOLPINI Federica	ITA	56.27	WG
Women's 4x50m Obstacle	Final	Hungary	HUN	1:49.05	WG
	Final	Poland	POL	1:49.05	WG
Women's 4x50m Rescue Medley	Final	Germany	GER	1:35.82	WR,WG
Men's 200m Super Lifesaver	Final	IPPOLITO Francesco	ITA	2:05.17	WG
Men's 4x50m Obstacle	Final	Hungary	HUN	1:34.91	WG
Men's 4x50m Rescue Medley	Final	Hungary	HUN	1:26.53	WG

Legend:
WG World Games Record **WR** World Record

Timing and Results provided by 





Records Set by Record Type

As of MON 11 JUL 2022

WORLD RECORD

Total number of World Records set: 1

Event	Name	Country Code	Time	Date
Women's 4x50m Rescue Medley Final	Germany	GER	1:35.82	11 JUL

WORLD GAMES RECORD

Total number of World Games Records set: 10

Event	Name	Country Code	Time	Date
Women's 50m Manikin Carry Final	HOLT Nina	GER	33.77	11 JUL
Women's 200m Super Lifesaver Final	ROUSSEAU Magali	FRA	2:21.69	10 JUL
Women's 100m Manikin Carry Fins Final	LAUERWALD Undine	GER	52.62	10 JUL
Women's 100m Manikin Tow Fins Final	VOLPINI Federica	ITA	56.27	11 JUL
Women's 4x50m Obstacle Final	Hungary	HUN	1:49.05	10 JUL
	Poland	POL	1:49.05	10 JUL
Women's 4x50m Rescue Medley Final	Germany	GER	1:35.82	11 JUL
Men's 200m Super Lifesaver Final	IPPOLITO Francesco	ITA	2:05.17	10 JUL
Men's 4x50m Obstacle Final	Hungary	HUN	1:34.91	10 JUL
Men's 4x50m Rescue Medley Final	Hungary	HUN	1:26.53	11 JUL

Timing and Results provided by  TISSOT





Records Set by Date

As of MON 11 JUL 2022

Date	Event		Name	Country Code	Time	Record Type
10 JUL	Women's 200m Super Lifesaver	Final	ROUSSEAU Magali	FRA	2:21.69	Games Record
	Women's 100m Manikin Carry Fins	Final	LAUERWALD Undine	GER	52.62	Games Record
	Women's 4x50m Obstacle	Final	Hungary	HUN	1:49.05	Games Record
		Final	Poland	POL	1:49.05	Games Record
	Men's 200m Super Lifesaver	Final	IPPOLITO Francesco	ITA	2:05.17	Games Record
	Men's 4x50m Obstacle	Final	Hungary	HUN	1:34.91	Games Record
11 JUL	Women's 50m Manikin Carry	Final	HOLT Nina	GER	33.77	Games Record
	Women's 100m Manikin Tow Fins	Final	VOLPINI Federica	ITA	56.27	Games Record
	Women's 4x50m Rescue Medley	Final	Germany	GER	1:35.82	World
		Final	Germany	GER	1:35.82	Games Record
	Men's 4x50m Rescue Medley	Final	Hungary	HUN	1:26.53	Games Record

Timing and Results provided by  TISSOT





Medallists by Event

As of MON 11 JUL 2022 at 16:12

After 16 of 16 Events

Event	Date	Medal	Name	Country Code
Women's Life Saving 200m Obstacle Swim	10 JUL 2022	GOLD	HOLT Nina	GER
		SILVER	PIROVANO Anna	ITA
		BRONZE	TCHORZ Alicja	POL
Women's Life Saving 50m Manikin Carry	11 JUL 2022	GOLD	HOLT Nina	GER
		SILVER	GIOVANELLI Helene	ITA
		BRONZE	LANGE Kerstin	GER
Women's Life Saving 200m Super Lifesaver	10 JUL 2022	GOLD	ROUSSEAU Magali	FRA
		SILVER	LANZILOTTI Paola	ITA
		BRONZE	MESCHIARI Silvia	ITA
Women's Life Saving 100m Manikin Carry with Fins	10 JUL 2022	GOLD	LAUERWALD Undine	GER
		SILVER	GARCIA SILVA Antia	ESP
		BRONZE	HOLT Nina	GER
Women's Life Saving 100m Manikin Tow with Fins	11 JUL 2022	GOLD	VOLPINI Federica	ITA
		SILVER	LANZILOTTI Paola	ITA
		BRONZE	WEYDERS Justine	FRA
Women's Life Saving Team 4x50 Obstacle Relay	10 JUL 2022	GOLD	FIEDKIEWICZ Kornelia NAZIEBLO Klaudia ZUKOWSKA Paula TCHORZ Alicja	POL
		GOLD	SEANSZKY Petra GYURINOVICS Fanni JAKABOS Zsuzsanna VERRASZTO Evelyn	HUN
		BRONZE	GIOVANELLI Helene FABRETTI Lucrezia PASQUINO Francesca MESCHIARI Silvia	ITA
Women's Life Saving Team 4x25 Manikin Relay	11 JUL 2022	GOLD	LAUERWALD Undine HOLT Nina ZANDER Vivian LANGE Kerstin	GER
		SILVER	PRETRE Ava ROUSSEAU Magali BELKACEMI Leslie BLANC Ludivine	FRA
		BRONZE	BOOGAERTS Sofie LINDEKENS Stefanie VANBUEL Nele ROMANINI Aurelie	BEL

 Timing and Results provided by 



Medallists by Event

As of MON 11 JUL 2022 at 16:12

After 16 of 16 Events

Event	Date	Medal	Name	Country Code
Women's Life Saving Team 4x50 Medley Relay	11 JUL 2022	GOLD	HOLT Nina ZANDER Vivian LANGE Kerstin LAUERWALD Undine	GER
		SILVER	JAKABOS Zsuzsanna UGRAI Panna GYURINOVICS Fanni SENANSZKY Petra	HUN
		BRONZE	GIOVANELLI Helene FABRETTI Lucrezia PASQUINO Francesca VOLPINI Federica	ITA
Men's Life Saving 200m Obstacle Swim	10 JUL 2022	GOLD	HANSEN Andreas	DEN
		SILVER	IPPOLITO Francesco	ITA
		BRONZE	NARDOZZA Enzo	ITA
Men's Life Saving 50m Manikin Carry	11 JUL 2022	GOLD	WIECK Danny	GER
		SILVER	IPPOLITO Francesco	ITA
		BRONZE	PERLING Joshua	GER
Men's Life Saving 200m Super Lifesaver	10 JUL 2022	GOLD	IPPOLITO Francesco	ITA
		SILVER	LASSERRE Kevin	FRA
		BRONZE	GILARDI Federico	ITA
Men's Life Saving 100m Manikin Carry with Fins	10 JUL 2022	GOLD	MALKOWSKI Jan	GER
		SILVER	PEZZOTTI Fabio	ITA
		BRONZE	BRANG Tim	GER
Men's Life Saving 100m Manikin Tow with Fins	11 JUL 2022	GOLD	BRANG Tim	GER
		SILVER	CATALA LLINARES Francisco Javier	ESP
		BRONZE	TURRADO ALVAREZ Alberto	ESP
Men's Life Saving Team 4x50 Obstacle Relay	10 JUL 2022	GOLD	SZABO Szebasztian GYARFAS Bence TAKACS Krisztian BALOG Gabor	HUN
		SILVER	FERRO Mauro LOCCHI Simone IPPOLITO Francesco MARCHESE Davide	ITA
		BRONZE	HIRANO Naoya ITABA Takahiro TAKASU Yoshiharu ANDO Suguru	JPN

 Timing and Results provided by 




Medallists by Event

As of MON 11 JUL 2022 at 16:12

After 16 of 16 Events

Event	Date	Medal	Name	Country Code
Men's Life Saving Team 4x25 Manikin Relay	11 JUL 2022	GOLD	ENDE Fabian PERLING Joshua THORWESTEN Fabian WIECK Danny	GER
		SILVER	FERRO Mauro PEZZOTTI Fabio IPPOLITO Francesco LOCCHI Simone	ITA
		BRONZE	KOTOWSKI Wojciech DUBIEL Adam KEPA Cezary NAKIELSKI Hubert	POL
Men's Life Saving Team 4x50 Medley Relay	11 JUL 2022	GOLD	TAKACS Krisztian BALOG Gabor SZABO Szebasztian GYARFAS Bence	HUN
		SILVER	MARCHESE Davide PEZZOTTI Fabio LOCCHI Simone IPPOLITO Francesco	ITA
		BRONZE	ENDE Fabian MALKOWSKI Jan WIECK Danny THORWESTEN Fabian	GER

Timing and Results provided by  TISSOT



Medal Standings

As of MON 11 JUL 2022 at 16:12

After 16 of 16 Events

Rank	Country	Men				Women				Total				Rank by Total
		G	S	B	Tot	G	S	B	Tot	G	S	B	Tot	
1	GER - Germany	4		3	7	5		2	7	9		5	14	2
2	HUN - Hungary	2			2	1	1		2	3	1		4	=3
3	ITA - Italy	1	6	2	9	1	4	3	8	2	10	5	17	1
4	FRA - France		1		1	1	1	1	3	1	2	1	4	=3
5	POL - Poland			1	1	1		1	2	1		2	3	=5
6	DEN - Denmark	1			1					1			1	=7
7	ESP - Spain		1	1	2		1		1		2	1	3	=5
8	BEL - Belgium							1	1			1	1	=7
8	JPN - Japan			1	1							1	1	=7
Total:		8	8	8	24	9	7	8	24	17	15	16	48	

Note:

Rank by Total is calculated by the total number of gold, silver and bronze medals.
 "Mixed" is used for events in which male and female athletes are required to compete together as a team

Legend:

= Equal sign indicates that two or more Countries share the same rank by total
 S Silver
 B Bronze
 Tot. Total
 G Gold

 Timing and Results provided by 



Life Saving

Men's 50m Manikin Carry





Entry List by Event

As of SAT 9 JUL 2022

Event Number 10

	Record	Name	Country	Location	Date
WR	27.27	WIECK Danny	GER	Wroclaw (POL)	22 JUL 2017
WG	27.27	WIECK Danny	GER	Wroclaw (POL)	22 JUL 2017

Number of entries: 8

Name	Country Code	Date of Birth	Location of Performance	Date of Performance	Qualifying Time
WIECK Danny	GER	6 NOV 1991			28.29
IPPOLITO Francesco	ITA	20 MAY 1996			28.30
FERRO Mauro	ITA	18 SEP 1993			28.56
PERRILLON Mathieu	FRA	5 JUN 1998			29.17
KOTOWSKI Wojciech	POL	6 MAY 1994			29.40
SZPUNAR ROSA Raul Marek	ESP	30 MAY 2000			29.49
PERLING Joshua	GER	6 SEP 1996			29.57
BELTRAN CABEDO Pau	ESP	2 NOV 1993			29.70

Legend:

WG World Games Record **WR** World Record


Timing and Results provided by  **TISSOT**

LFCM50MMC-----_32C1 1

Report Created SAT 9 JUL 2022 18:07

Page 1/1





Medallists

Medal	Name	Country
GOLD	WIECK Danny	GER - Germany
SILVER	IPPOLITO Francesco	ITA - Italy
BRONZE	PERLING Joshua	GER - Germany



Start List

Event Number 10

	Record	Name	Country	Location	Date
WR	27.27	WIECK Danny	GER	Wroclaw (POL)	22 JUL 2017
WG	27.27	WIECK Danny	GER	Wroclaw (POL)	22 JUL 2017

Lane	Name	Country	Date of Birth	Qualifying Time	Time	Rank
1	PERLING Joshua	GER	6 SEP 1996	29.57		
2	KOTOWSKI Wojciech	POL	6 MAY 1994	29.40		
3	FERRO Mauro	ITA	18 SEP 1993	28.56		
4	WIECK Danny	GER	6 NOV 1991	28.29		
5	IPPOLITO Francesco	ITA	20 MAY 1996	28.30		
6	PERRILLON Mathieu	FRA	5 JUN 1998	29.17		
7	SZPUNAR ROSA Raul Marek	ESP	30 MAY 2000	29.49		
8	BELTRAN CABEDO Pau	ESP	2 NOV 1993	29.70		

Legend:
WG World Games Record **WR** World Record

Timing and Results provided by 



Results

Event Number 10

	Record	Name	Country	Location	Date
WR	27.27	WIECK Danny	GER	Wroclaw (POL)	22 JUL 2017
WG	27.27	WIECK Danny	GER	Wroclaw (POL)	22 JUL 2017

Rank	Lane	Name	Country Code	R.T.	Time	Time Behind
1	4	WIECK Danny	GER	0.69	28.96	
2	5	IPPOLITO Francesco	ITA	0.68	29.16	0.20
3	1	PERLING Joshua	GER	0.64	29.40	0.44
4	3	FERRO Mauro	ITA	0.67	29.72	0.76
5	2	KOTOWSKI Wojciech	POL	0.69	30.25	1.29
6	7	SZPUNAR ROSA Raul Marek	ESP	0.73	30.43	1.47
7	6	PERRILLON Mathieu	FRA	0.67	30.77	1.81
8	8	BELTRAN CABEDO Pau	ESP	0.66	31.18	2.22

Legend:					
R.T.	Reaction Time	WG	World Games Record	WR	World Record

Timing and Results provided by  **TISSOT**



Life Saving

Men's 100m Manikin Carry with
Fins





Entry List by Event

As of SAT 9 JUL 2022

Event Number 6

	Record	Split	Name	Country	Location	Date
WR	44.04		MALKOWSKI Jan	GER	Magdeburg (GER)	26 MAY 2019
WG	45.40		MUSSO Jacopo	ITA	Wroclaw (POL)	21 JUL 2017

Number of entries: 8

Name	Country Code	Date of Birth	Location of Performance	Date of Performance	Qualifying Time
BRANG Tim	GER	8 NOV 1997			44.80
DELAHAYE Florian	FRA	22 MAY 1995			45.15
MALKOWSKI Jan	GER	23 MAR 1993			45.23
PEZZOTTI Fabio	ITA	6 NOV 1997			45.75
VIVALDA Andrea	ITA	13 AUG 2001			46.56
CORDOBA Arnaud	FRA	13 OCT 2002			46.72
CATALA LLINARES Francisco Javier	ESP	26 JUL 1989			46.80
PEREZ SANCHEZ Javier	ESP	29 NOV 2002			47.79

Legend:
WG World Games Record WR World Record

Timing and Results provided by 





Medallists

Medal	Name	Country
GOLD	MALKOWSKI Jan	GER - Germany
SILVER	PEZZOTTI Fabio	ITA - Italy
BRONZE	BRANG Tim	GER - Germany

Timing and Results provided by 





Start List

Event Number 6

	Record	Split	Name	Country	Location	Date
WR	44.04		MALKOWSKI Jan	GER	Magdeburg (GER)	26 MAY 2019
WG	45.40		MUSSO Jacopo	ITA	Wroclaw (POL)	21 JUL 2017

Lane	Name	Country	Date of Birth	Qualifying Time	Time	Rank
1	CATALA LLINARES FJ	ESP	26 JUL 1989	46.80		
2	VIVALDA Andrea	ITA	13 AUG 2001	46.56		
3	MALKOWSKI Jan	GER	23 MAR 1993	45.23		
4	BRANG Tim	GER	8 NOV 1997	44.80		
5	DELAHAYE Florian	FRA	22 MAY 1995	45.15		
6	PEZZOTTI Fabio	ITA	6 NOV 1997	45.75		
7	CORDOBA Arnaud	FRA	13 OCT 2002	46.72		
8	PEREZ SANCHEZ Javier	ESP	29 NOV 2002	47.79		

Legend:
WG World Games Record **WR** World Record

Timing and Results provided by  **TISSOT**





Results Summary

Event Number 6

	Record	Split	Name	Country	Location	Date
WR	44.04		MALKOWSKI Jan	GER	Magdeburg (GER)	26 MAY 2019
WG	45.40		MUSSO Jacopo	ITA	Wroclaw (POL)	21 JUL 2017

Rank	Heat	Lane	Name	Country Code	Date of Birth	R.T.	50m	Time	Time Behind
1	1	3	MALKOWSKI Jan	GER	23 MAR 1993	0.78		46.37 46.37	
2	1	6	PEZZOTTI Fabio	ITA	6 NOV 1997	0.78		47.21 47.21	0.84
3	1	4	BRANG Tim	GER	8 NOV 1997	0.71		47.40 47.40	1.03
4	1	5	DELAHAYE Florian	FRA	22 MAY 1995	0.70		47.62 47.62	1.25
5	1	2	VIVALDA Andrea	ITA	13 AUG 2001	0.83		47.66 47.66	1.29
6	1	8	PEREZ SANCHEZ Javier	ESP	29 NOV 2002	0.73		48.72 48.72	2.35
7	1	7	CORDOBA Arnaud	FRA	13 OCT 2002	0.64		48.97 48.97	2.60
8	1	1	CATALA LLINARES FJ	ESP	26 JUL 1989	0.73		51.10 51.10	4.73

Legend:

R.T. Reaction Time **WG** World Games Record **WR** World Record

Timing and Results provided by  **TISSOT**





Life Saving

Men's 100m Manikin Tow with Fins





Entry List by Event

As of SAT 9 JUL 2022

Event Number 14

	Record	Split	Name	Country	Location	Date
WR	49.02	19.48	MUSSO Jacopo	ITA	Wroclaw (POL)	22 JUL 2017
WG	49.02	19.48	MUSSO Jacopo	ITA	Wroclaw (POL)	22 JUL 2017

Number of entries: 8

Name	Country Code	Date of Birth	Location of Performance	Date of Performance	Qualifying Time
BRANG Tim	GER	8 NOV 1997			49.40
TURRADO ALVAREZ Alberto	ESP	5 APR 2004			50.01
LEHR Kevin	GER	21 JUN 1991			50.02
NICIARELLI Andrea	ITA	30 NOV 1992			51.15
DELAHAYE Florian	FRA	22 MAY 1995			51.16
PEZZOTTI Fabio	ITA	6 NOV 1997			51.19
CATALA LLINARES Francisco Javier	ESP	26 JUL 1989			51.37
STAVART Coentin	BEL	25 APR 1999			51.93

Legend:	WG World Games Record	WR World Record
----------------	------------------------------	------------------------

Timing and Results provided by 





Medallists

Medal	Name	Country
GOLD	BRANG Tim	GER - Germany
SILVER	CATALA LLINARES Francisco Javier	ESP - Spain
BRONZE	TURRADO ALVAREZ Alberto	ESP - Spain



Start List

Event Number 14

	Record	Split	Name	Country	Location	Date
WR	49.02	19.48	MUSSO Jacopo	ITA	Wroclaw (POL)	22 JUL 2017
WG	49.02	19.48	MUSSO Jacopo	ITA	Wroclaw (POL)	22 JUL 2017

Lane	Name	Country	Date of Birth	Qualifying Time	Time	Rank
1	CATALA LLINARES FJ	ESP	26 JUL 1989	51.37		
2	DELAHAYE Florian	FRA	22 MAY 1995	51.16		
3	LEHR Kevin	GER	21 JUN 1991	50.02		
4	BRANG Tim	GER	8 NOV 1997	49.40		
5	TURRADO ALVAREZ Alberto	ESP	5 APR 2004	50.01		
6	NICIARELLI Andrea	ITA	30 NOV 1992	51.15		
7	PEZZOTTI Fabio	ITA	6 NOV 1997	51.19		
8	STAVART Corentin	BEL	25 APR 1999	51.93		

Legend:
WG World Games Record **WR** World Record

Timing and Results provided by  **TISSOT**



Results

Event Number 14

	Record	Split	Name	Country	Location	Date
WR	49.02		MUSSO Jacopo	ITA	Wroclaw (POL)	22 JUL 2017
WG	49.02		MUSSO Jacopo	ITA	Wroclaw (POL)	22 JUL 2017

Rank	Lane	Name	Country Code	R.T.	50m	Time	Time Behind
1	4	BRANG Tim	GER	0.72		50.48	
2	1	CATALA LLINARES Francisco Javier	ESP	0.83		51.63	1.15
3	5	TURRADO ALVAREZ Alberto	ESP	0.78		52.92	2.44
4	6	NICIARELLI Andrea	ITA	0.74		53.08	2.60
5	2	DELAHAYE Florian	FRA	0.72		53.34	2.86
6	8	STAVART Corentin	BEL	0.92		53.46	2.98
7	7	PEZZOTTI Fabio	ITA	0.84		54.01	3.53
	3	LEHR Kevin	GER			DSQ	

Legend:

DSQ Disqualified **R.T.** Reaction Time **WG** World Games Record **WR** World Record

Timing and Results provided by  **TISSOT**



Life Saving

Men's 200m Obstacle Swim





Entry List by Event

As of SAT 9 JUL 2022

Event Number 2

	Record	Splits	Name	Country	Location	Date
WR	1:53.16		WOODWARD Bradley	AUS	Warendorf (GER)	22 NOV 2019
WG	1:55.01		ZHENG En-Jian	CHN	Kaohsiung (TPE)	23 JUL 2009

Number of entries: 8

Name	Country Code	Date of Birth	Location of Performance	Date of Performance	Qualifying Time
NARDOZZA Enzo	ITA	15 MAR 1997			1:55.96
HANSEN Andreas	DEN	25 AUG 2000			1:56.18
LASSERRE Kevin	FRA	11 AUG 1998			1:57.44
IPPOLITO Francesco	ITA	20 MAY 1996			1:57.68
ENDE Fabian	GER	11 NOV 1997			1:57.94
PEREZ SANCHEZ Javier	ESP	29 NOV 2002			1:59.59
MOLLER Arne	GER	31 OCT 2000			2:00.03
MORENO DIAZ Roberto	ESP	11 JUN 1992			2:00.56

Legend:

WG World Games Record **WR** World Record

Timing and Results provided by  **TISSOT**






Medallists

Medal	Name	Country
GOLD	HANSEN Andreas	DEN - Denmark
SILVER	IPPOLITO Francesco	ITA - Italy
BRONZE	NARDOZZA Enzo	ITA - Italy

Timing and Results provided by 





Start List

Event Number 2

	Record	Splits	Name	Country	Location	Date
WR	1:53.16		WOODWARD Bradley	AUS	Warendorf (GER)	22 NOV 2019
WG	1:55.01		ZHENG En-Jian	CHN	Kaohsiung (TPE)	23 JUL 2009

Lane	Name	Country	Date of Birth	Qualifying Time	Time	Rank
1	MOLLER Arne	GER	31 OCT 2000	2:00.03		
2	ENDE Fabian	GER	11 NOV 1997	1:57.94		
3	LASSERRE Kevin	FRA	11 AUG 1998	1:57.44		
4	NARDOZZA Enzo	ITA	15 MAR 1997	1:55.96		
5	HANSEN Andreas	DEN	25 AUG 2000	1:56.18		
6	IPPOLITO Francesco	ITA	20 MAY 1996	1:57.68		
7	PEREZ SANCHEZ Javier	ESP	29 NOV 2002	1:59.59		
8	MORENO DIAZ Roberto	ESP	11 JUN 1992	2:00.56		

Legend:

WG World Games Record **WR** World Record

Timing and Results provided by  **TISSOT**





Results Summary

Event Number 2

	Record	Splits	Name	Country	Location	Date
WR	1:53.16		WOODWARD Bradley	AUS	Warendorf (GER)	22 NOV 2019
WG	1:55.01		ZHENG En-Jian	CHN	Kaohsiung (TPE)	23 JUL 2009

Rank	Heat	Lane	Name	Country Code	Date of Birth	R.T.	50m	100m	150m	Time	Time Behind
1	1	5	HANSEN Andreas	DEN	25 AUG 2000	0.66	27.33	57.02	1:26.01	1:55.36	
								29.69	28.99	29.35	
2	1	6	IPPOLITO Francesco	ITA	20 MAY 1996	0.67	27.49	57.66	1:28.26	1:59.27	3.91
								30.17	30.60	31.01	
3	1	4	NARDOZZA Enzo	ITA	15 MAR 1997	0.76	27.13	57.37	1:28.12	1:59.73	4.37
								30.24	30.75	31.61	
4	1	7	PEREZ SANCHEZ Javier	ESP	29 NOV 2002	0.75	27.77	58.24	1:29.11	2:00.98	5.62
								30.47	30.87	31.87	
5	1	8	MORENO DIAZ Roberto	ESP	11 JUN 1992	0.70	28.00	58.46	1:29.64	2:01.40	6.04
								30.46	31.18	31.76	
6	1	2	ENDE Fabian	GER	11 NOV 1997	0.74	28.11	58.84	1:29.84	2:02.03	6.67
								30.73	31.00	32.19	
7	1	3	LASSERRE Kevin	FRA	11 AUG 1998	0.75	28.40	1:01.62	1:35.96	2:09.08	13.72
								33.22	34.34	33.12	
8	1	1	MOLLER Arne	GER	31 OCT 2000	0.73	29.38	1:01.69	1:35.52	2:09.13	13.77
								32.31	33.83	33.61	

Legend:					
R.T.	Reaction Time	WG	World Games Record	WR	World Record

Timing and Results provided by  TISSOT



Life Saving

Men's 200m Super Lifesaver





Entry List by Event

As of SAT 9 JUL 2022

Event Number 8

	Record	Splits			Name	Country	Location	Date
WR	2:04.33				GILARDI Federico	ITA	Milano (ITA)	23 APR 2017
WG	2:05.79	26.58	1:01.20	1:31.82	SANNA Daniele	ITA	Wroclaw (POL)	21 JUL 2017

Number of entries: 8

Name	Country Code	Date of Birth	Location of Performance	Date of Performance	Qualifying Time
IPPOLITO Francesco	ITA	20 MAY 1996			2:04.40
GILARDI Federico	ITA	27 AUG 1991			2:06.48
MOLLER Arne	GER	31 OCT 2000			2:07.93
LASSERRE Kevin	FRA	11 AUG 1998			2:08.86
PERLING Joshua	GER	6 SEP 1996			2:10.04
DUBIEL Adam	POL	12 DEC 1993			2:10.82
PEREZ SANCHEZ Javier	ESP	29 NOV 2002			2:11.17
VIALETES Dylan	FRA	6 JAN 1999			2:11.34

Legend:

WG World Games Record **WR** World Record

Timing and Results provided by  **TISSOT**





Medallists

Medal	Name	Country
GOLD	IPPOLITO Francesco	ITA - Italy
SILVER	LASSERRE Kevin	FRA - France
BRONZE	GILARDI Federico	ITA - Italy

Timing and Results provided by  **TISSOT**





Start List

Event Number 8

	Record	Splits			Name	Country	Location	Date
WR	2:04.33				GILARDI Federico	ITA	Milano (ITA)	23 APR 2017
WG	2:05.79	26.58	1:01.20	1:31.82	SANNA Daniele	ITA	Wroclaw (POL)	21 JUL 2017

Lane	Name	Country	Date of Birth	Qualifying Time	Time	Rank
1	PEREZ SANCHEZ Javier	ESP	29 NOV 2002	2:11.17		
2	PERLING Joshua	GER	6 SEP 1996	2:10.04		
3	MOLLER Arne	GER	31 OCT 2000	2:07.93		
4	IPPOLITO Francesco	ITA	20 MAY 1996	2:04.40		
5	GILARDI Federico	ITA	27 AUG 1991	2:06.48		
6	LASSERRE Kevin	FRA	11 AUG 1998	2:08.86		
7	DUBIEL Adam	POL	12 DEC 1993	2:10.82		
8	VIALETES Dylan	FRA	6 JAN 1999	2:11.34		

Legend:
WG World Games Record **WR** World Record

Timing and Results provided by 





Results Summary

Event Number 8

	Record	Splits			Name	Country	Location	Date
WR	2:04.33				GILARDI Federico	ITA	Milano (ITA)	23 APR 2017
WG	2:05.79	26.58	1:01.20	1:31.82	SANNA Daniele	ITA	Wroclaw (POL)	21 JUL 2017

Rank	Heat	Lane	Name	Country Code	Date of Birth	R.T.	50m	100m	150m	Time	Time Behind
1	1	4	IPPOLITO Francesco	ITA	20 MAY 1996	0.67	26.35	1:02.07 35.72	1:32.51 30.44	2:05.17 32.66	WG
2	1	6	LASSERRE Kevin	FRA	11 AUG 1998	0.70	25.70	1:03.85 38.15	1:35.64 31.79	2:10.01 34.37	4.84
3	1	5	GILARDI Federico	ITA	27 AUG 1991	0.67	26.96	1:05.48 38.52	1:35.98 30.50	2:10.53 34.55	5.36
4	1	2	PERLING Joshua	GER	6 SEP 1996	0.66	27.42	1:03.76 36.34	1:37.12 33.36	2:11.14 34.02	5.97
5	1	8	VIALETTE Dylan	FRA	6 JAN 1999	0.71	27.08	1:05.36 38.28	1:36.59 31.23	2:12.74 36.15	7.57
6	1	1	PEREZ SANCHEZ Javier	ESP	29 NOV 2002	0.71	27.25	1:06.14 38.89	1:38.02 31.88	2:14.36 36.34	9.19
7	1	3	MOLLER Arne	GER	31 OCT 2000	0.69	26.74	1:06.21 39.47	1:37.06 30.85	2:14.75 37.69	9.58
8	1	7	DUBIEL Adam	POL	12 DEC 1993	0.74	26.61	1:05.25 38.64	1:38.75 33.50	2:14.90 36.15	9.73

Legend:

R.T. Reaction Time **WG** World Games Record **WR** World Record

Timing and Results provided by  **TISSOT**





Life Saving

Men's Team 4x25 Manikin Relay





Entry List by Event

As of SAT 9 JUL 2022

Event Number 12

	Record	Splits	Country (Relay)	Location	Date
WR	1:04.04		GER - Germany	Wroclaw (POL)	22 JUL 2017
WG	1:04.04		GER - Germany	Wroclaw (POL)	22 JUL 2017

Number of entries: 8

Country	Qualifying Time
GER - Germany	1:04.39
POL - Poland	1:05.25
ITA - Italy	1:05.73
ESP - Spain	1:07.20
FRA - France	1:07.42
HUN - Hungary	1:09.17
JPN - Japan	1:12.08
BEL - Belgium	1:12.89

Legend:

WG World Games Record **WR** World Record

Timing and Results provided by  **TISSOT**



Medallists

Medal	Country	Name
GOLD	GER - Germany	ENDE Fabian PERLING Joshua THORWESTEN Fabian WIECK Danny
SILVER	ITA - Italy	FERRO Mauro PEZZOTTI Fabio IPPOLITO Francesco LOCCHI Simone
BRONZE	POL - Poland	KOTOWSKI Wojciech DUBIEL Adam KEPA Cezary NAKIELSKI Hubert



Start List

Event Number 12

	Record	Splits	Country (Relay)	Location	Date
WR	1:04.04		GER - Germany	Wroclaw (POL)	22 JUL 2017
WG	1:04.04		GER - Germany	Wroclaw (POL)	22 JUL 2017

Lane	Country	Name	Date of Birth	Qualifying Time	Time	Rank
1	JPN - Japan	TAKASU Yoshiharu	8 FEB 2001	1:12.08		
		ANDO Suguru	31 MAY 1991			
		NISHIYAMA Shun	25 JUL 1988			
2	FRA - France	HIRANO Naoya	16 JAN 1986	1:07.42		
		PERRILLON Mathieu	5 JUN 1998			
		TURGAL Valentin	18 FEB 1997			
3	ITA - Italy	VIALETES Dylan	6 JAN 1999	1:05.73		
		VIDAL Etienne	3 OCT 2003			
		FERRO Mauro	18 SEP 1993			
4	GER - Germany	PEZZOTTI Fabio	6 NOV 1997	1:04.39		
		IPPOLITO Francesco	20 MAY 1996			
		LOCCHI Simone	16 APR 2004			
5	POL - Poland	ENDE Fabian	11 NOV 1997	1:05.25		
		PERLING Joshua	6 SEP 1996			
		THORWESTEN Fabian	3 APR 1995			
6	ESP - Spain	WIECK Danny	6 NOV 1991	1:07.20		
		KOTOWSKI Wojciech	6 MAY 1994			
		DUBIEL Adam	12 DEC 1993			
7	HUN - Hungary	KEPA Cezary	27 AUG 1996	1:09.17		
		NAKIELSKI Hubert	21 MAR 2000			
		BELTRAN CABEDO Pau	2 NOV 1993			
8	BEL - Belgium	SZPUNAR ROSA Raul Marek	30 MAY 2000	1:12.89		
		MORENO DIAZ Roberto	11 JUN 1992			
		LOPEZ TORIBIO Miguel Angel	24 JUL 1997			
		GYARFAS Bence	6 AUG 1993			
		TAKACS Krisztian	30 DEC 1985			
		BALOG Gabor	2 SEP 1990			
		GICZI Matyas	24 JAN 2003			
		CEUSTERS Joni	31 JAN 1997			
		VAN LAETHEM Maarten	9 SEP 1999			
		LECOUTERE Jeroen	24 MAR 1987			
		VANDERSTEEN Jelle	1 JAN 2002			

Legend:
WG World Games Record **WR** World Record

Timing and Results provided by 





Results

Event Number 12

	Record	Splits	Country (Relay)	Location	Date
WR	1:04.04		GER - Germany	Wroclaw (POL)	22 JUL 2017
WG	1:04.04		GER - Germany	Wroclaw (POL)	22 JUL 2017

Rank	Lane	Country / Name	R.T.	Time	Time Behind
1	4	GER - Germany ENDE Fabian PERLING Joshua THORWESTEN Fabian WIECK Danny	1.05	1:05.22	
2	3	ITA - Italy FERRO Mauro PEZZOTTI Fabio IPPOLITO Francesco LOCCHI Simone	0.80	1:06.53	1.31
3	5	POL - Poland KOTOWSKI Wojciech DUBIEL Adam KEPA Cezary NAKIELSKI Hubert	0.71	1:07.44	2.22
4	6	ESP - Spain BELTRAN CABEDO Pau SZPUNAR ROSA Raul Marek MORENO DIAZ Roberto LOPEZ TORIBIO Miguel Angel	0.64	1:09.91	4.69
5	8	BEL - Belgium CEUSTERS Joni VAN LAETHEM Maarten LECOUTERE Jeroen VANDERSTEEN Jelle	0.72	1:10.79	5.57
6	1	JPN - Japan TAKASU Yoshiharu ANDO Suguru NISHIYAMA Shun HIRANO Naoya	0.68	1:11.58	6.36
7	7	HUN - Hungary GYARFAS Bence TAKACS Krisztian BALOG Gabor GICZI Matyas	1.05	1:12.14	6.92
8	2	FRA - France PERRILLON Mathieu TURGAL Valentin VIALETES Dylan VIDAL Etienne	0.67	1:13.02	7.80

Legend:	R.T.	Reaction Time	WG	World Games Record	WR	World Record
----------------	------	---------------	-----------	--------------------	-----------	--------------

Timing and Results provided by 





Life Saving

Men's Team 4x50 Obstacle
Relay





Entry List by Event

As of SAT 9 JUL 2022

Event Number 4

	Record	Splits			Country (Relay)	Location	Date
WR	1:34.80				CHN - People's Republic of China	Wuhan (CHN)	20 OCT 2019
WG	1:36.62	23.67	47.99	1:12.42	JPN - Japan	Wroclaw (POL)	21 JUL 2017

Number of entries: 8

Country	Qualifying Time
ITA - Italy	1:37.42
HUN - Hungary	1:38.42
POL - Poland	1:39.14
GER - Germany	1:40.44
FRA - France	1:40.97
JPN - Japan	1:40.97
ESP - Spain	1:41.40
BEL - Belgium	1:46.63

Legend:

WG World Games Record **WR** World Record

Timing and Results provided by  TISSOT





Medallists

Medal	Country	Name
GOLD	HUN - Hungary	SZABO Szebasztian GYARFAS Bence TAKACS Krisztian BALOG Gabor
SILVER	ITA - Italy	FERRO Mauro LOCCHI Simone IPPOLITO Francesco MARCHESE Davide
BRONZE	JPN - Japan	HIRANO Naoya ITABA Takahiro TAKASU Yoshiharu ANDO Suguru



Start List

REVISED
10 JUL 15:30

Event Number 4

	Record	Splits			Country (Relay)	Location	Date
WR	1:34.80				CHN - People's Republic of China	Wuhan (CHN)	20 OCT 2019
WG	1:36.62	23.67	47.99	1:12.42	JPN - Japan	Wroclaw (POL)	21 JUL 2017

Lane	Country	Name	Date of Birth	Qualifying Time	Time	Rank
1	ESP - Spain	BELTRAN CABEDO Pau	2 NOV 1993	1:41.40		
		MORENO DIAZ Roberto	11 JUN 1992			
		LOPEZ TORIBIO Miguel Angel	24 JUL 1997			
2	JPN - Japan	SZPUNAR ROSA Raul Marek	30 MAY 2000	1:40.97		
		HIRANO Naoya	16 JAN 1986			
		ITABA Takahiro	14 JUL 2000			
3	POL - Poland	TAKASU Yoshiharu	8 FEB 2001	1:39.14		
		ANDO Suguru	31 MAY 1991			
		NAKIELSKI Hubert	21 MAR 2000			
4	ITA - Italy	DUBIEL Adam	12 DEC 1993	1:37.42		
		KEPA Cezary	27 AUG 1996			
		KOTOWSKI Wojciech	6 MAY 1994			
5	HUN - Hungary	FERRO Mauro	18 SEP 1993	1:38.42		
		LOCCHI Simone	16 APR 2004			
		IPPOLITO Francesco	20 MAY 1996			
6	GER - Germany	MARCHESE Davide	12 JUN 1996	1:40.44		
		SZABO Szebasztian	11 MAR 1996			
		GYARFAS Bence	6 AUG 1993			
7	FRA - France	TAKACS Krisztian	30 DEC 1985	1:40.97		
		BALOG Gabor	2 SEP 1990			
		ENDE Fabian	11 NOV 1997			
8	BEL - Belgium	THORWESTEN Fabian	3 APR 1995	1:46.63		
		PERLING Joshua	6 SEP 1996			
		WIECK Danny	6 NOV 1991			
		PERRILLON Mathieu	5 JUN 1998	1:40.97		
		TURGAL Valentin	18 FEB 1997			
		VIALETES Dylan	6 JAN 1999			
		VIDAL Etienne	3 OCT 2003	1:46.63		
		CEUSTERS Joni	31 JAN 1997			
		VAN LAETHEM Maarten	9 SEP 1999			
		STAVART Corentin	25 APR 1999	1:46.63		
		LECOUTERE Jeroen	24 MAR 1987			

Legend:

WG World Games Record **WR** World Record

Timing and Results provided by 



Results Summary

Event Number 4

	Record	Splits				Country (Relay)	Location	Date
WR	1:34.80					CHN - People's Republic of China	Wuhan (CHN)	20 OCT 2019
WG	1:36.62	23.67	47.99	1:12.42	JPN - Japan	Wroclaw (POL)	21 JUL 2017	

Rank	Heat	Lane	Country / Name	R.T.	50m	Time	Time Behind
1	1	5	HUN - Hungary			1:34.91	WG
			SZABO Szebasztian	0.65	22.87	22.87	
			GYARFAS Bence	0.21	24.00	46.87	
			TAKACS Krisztian	0.29	23.79	1:10.66	
			BALOG Gabor	0.37	24.25	1:34.91	
2	1	4	ITA - Italy			1:35.77	0.86
			FERRO Mauro	0.68	24.76	24.76	
			LOCCHI Simone	0.03	23.74	48.50	
			IPPOLITO Francesco	0.02	23.48	1:11.98	
			MARCHESE Davide	0.21	23.79	1:35.77	
3	1	2	JPN - Japan			1:37.17	2.26
			HIRANO Naoya	0.64	24.70	24.70	
			ITABA Takahiro	-0.01	24.23	48.93	
			TAKASU Yoshiharu	0.00	23.96	1:12.89	
			ANDO Suguru	0.16	24.28	1:37.17	
4	1	6	GER - Germany			1:39.72	4.81
			ENDE Fabian	0.71	25.35	25.35	
			THORWESTEN Fabian	0.06	25.99	51.34	
			PERLING Joshua	0.06	25.15	1:16.49	
			WIECK Danny	0.18	23.23	1:39.72	
5	1	3	POL - Poland			1:39.90	4.99
			NAKIELSKI Hubert	0.64	25.01	25.01	
			DUBIEL Adam	0.11	24.57	49.58	
			KEPA Cezary	0.36	25.11	1:14.69	
			KOTOWSKI Wojciech	0.33	25.21	1:39.90	
6	1	1	ESP - Spain			1:40.08	5.17
			BELTRAN CABEDO Pau	0.65	25.10	25.10	
			MORENO DIAZ Roberto	0.17	25.36	50.46	
			LOPEZ TORIBIO Miguel Angel	0.04	24.68	1:15.14	
			SZPUNAR ROSA Raul Marek	0.41	24.94	1:40.08	
7	1	7	FRA - France			1:41.53	6.62
			PERRILLON Mathieu	0.64	24.55	24.55	
			TURGAL Valentin	-0.12	26.41	50.96	
			VIALETTE Dylan	0.19	25.91	1:16.87	
			VIDAL Etienne	0.13	24.66	1:41.53	
8	1	8	BEL - Belgium			1:42.22	7.31
			CEUSTERS Joni	0.76	25.84	25.84	
			VAN LAETHEM Maarten	0.31	25.66	51.50	
			STAVART Corentin	0.27	25.91	1:17.41	
			LECOUTERE Jeroen	0.14	24.81	1:42.22	

Timing and Results provided by  TISSOT





Results Summary

Event Number 4

Rank	Heat	Lane	Country / Name	R.T.	50m	Time	Time Behind
------	------	------	----------------	------	-----	------	-------------

Legend:	R.T. Reaction Time	WG World Games Record	WR World Record
----------------	---------------------------	------------------------------	------------------------

Timing and Results provided by  **TISSOT**





Life Saving

Men's Team 4x50 Medley Relay





Entry List by Event

As of SAT 9 JUL 2022

Event Number 16

	Record	Splits		Country (Relay)	Location	Date
WR	1:26.19			GER - Germany	Adelaide (AUS)	23 NOV 2018
WG	1:27.85	23.40	39.01	50.04 ITA - Italy	Wroclaw (POL)	22 JUL 2017

Number of entries: 8

Country	Qualifying Time
ITA - Italy	1:28.14
GER - Germany	1:28.33
POL - Poland	1:28.78
JPN - Japan	1:29.01
HUN - Hungary	1:29.51
FRA - France	1:30.37
ESP - Spain	1:32.00
BEL - Belgium	1:33.78

Legend:

WG World Games Record **WR** World Record

Timing and Results provided by  **TISSOT**

LFCM4X50MMR-----_32C2 1

Report Created SAT 9 JUL 2022 18:07

Page 1/1



Medallists

Medal	Country	Name
GOLD	HUN - Hungary	TAKACS Krisztian BALOG Gabor SZABO Szebasztian GYARFAS Bence
SILVER	ITA - Italy	MARCHESE Davide PEZZOTTI Fabio LOCCHI Simone IPPOLITO Francesco
BRONZE	GER - Germany	ENDE Fabian MALKOWSKI Jan WIECK Danny THORWESTEN Fabian



Start List

Event Number 16

	Record	Splits			Country (Relay)	Location	Date
WR	1:26.19				GER - Germany	Adelaide (AUS)	23 NOV 2018
WG	1:27.85	23.40	39.01	50.04	ITA - Italy	Wroclaw (POL)	22 JUL 2017

Lane	Country	Name	Date of Birth	Qualifying Time	Time	Rank
1	ESP - Spain	BELTRAN CABEDO Pau	2 NOV 1993	1:32.00		
		PEREZ SANCHEZ Javier	29 NOV 2002			
		LOPEZ TORIBIO Miguel Angel	24 JUL 1997			
2	HUN - Hungary	SZPUNAR ROSA Raul Marek	30 MAY 2000	1:29.51		
		TAKACS Krisztian	30 DEC 1985			
		BALOG Gabor	2 SEP 1990			
3	POL - Poland	SZABO Szebasztian	11 MAR 1996	1:28.78		
		GYARFAS Bence	6 AUG 1993			
		NAKIELSKI Hubert	21 MAR 2000			
4	ITA - Italy	SZURMIEJ Mateusz	9 DEC 1985	1:28.14		
		KOTOWSKI Wojciech	6 MAY 1994			
		KEPA Cezary	27 AUG 1996			
5	GER - Germany	MARCHESE Davide	12 JUN 1996	1:28.33		
		PEZZOTTI Fabio	6 NOV 1997			
		LOCCHI Simone	16 APR 2004			
6	JPN - Japan	IPPOLITO Francesco	20 MAY 1996	1:29.01		
		ENDE Fabian	11 NOV 1997			
		MALKOWSKI Jan	23 MAR 1993			
7	FRA - France	WIECK Danny	6 NOV 1991	1:30.37		
		THORWESTEN Fabian	3 APR 1995			
		ITABA Takahiro	14 JUL 2000			
8	BEL - Belgium	TAKASU Yoshiharu	8 FEB 2001	1:33.78		
		ANDO Suguru	31 MAY 1991			
		NISHIYAMA Shun	25 JUL 1988			
		PERRILLON Mathieu	5 JUN 1998	1:30.37		
		DELAHAYE Florian	22 MAY 1995			
		VIDAL Etienne	3 OCT 2003			
		TURGAL Valentin	18 FEB 1997	1:33.78		
		LECOUTERE Jeroen	24 MAR 1987			
		STAVART Corentin	25 APR 1999			
		CEUSTERS Joni	31 JAN 1997	1:33.78		
		VAN LAETHEM Maarten	9 SEP 1999			

Legend:
WG World Games Record **WR** World Record

Timing and Results provided by  TISSOT



Results

Event Number 16

	Record	Splits			Country (Relay)	Location	Date
WR	1:26.19				GER - Germany	Adelaide (AUS)	23 NOV 2018
WG	1:27.85	23.40	39.01	50.04	ITA - Italy	Wroclaw (POL)	22 JUL 2017

Rank	Lane	Country / Name	R.T.	50m	Time	Time Behind
1	2	HUN - Hungary			1:26.53	WG
		TAKACS Krisztian	0.65	23.54		
		BALOG Gabor	0.26	16.46	(3) 40.00	
		SZABO Szebasztian	0.44	24.73	(4) 1:04.73	
		GYARFAS Bence		21.80	(1) 1:26.53	
2	4	ITA - Italy			1:27.16	0.63
		MARCHESE Davide	0.67	22.81		
		PEZZOTTI Fabio	0.18	16.01	(1) 38.82	
		LOCCHI Simone	0.25	25.69	(3) 1:04.51	
		IPPOLITO Francesco		22.65	(2) 1:27.16	
3	5	GER - Germany			1:27.48	0.95
		ENDE Fabian	0.74	24.40		
		MALKOWSKI Jan	0.08			
		WIECK Danny		1:04.27	(1) 1:04.27	
		THORWESTEN Fabian		23.21	(3) 1:27.48	
4	3	POL - Poland			1:28.65	2.12
		NAKIELSKI Hubert	0.67	23.51		
		SZURMIEJ Mateusz	0.13	16.30	(2) 39.81	
		KOTOWSKI Wojciech	0.21	24.57	(2) 1:04.38	
		KEPA Cezary		24.27	(4) 1:28.65	
5	6	JPN - Japan			1:29.15	2.62
		ITABA Takahiro	0.66	23.98		
		TAKASU Yoshiharu	-0.07	16.11	(4) 40.09	
		ANDO Suguru	0.31	26.17	(6) 1:06.26	
		NISHIYAMA Shun		22.89	(5) 1:29.15	
6	1	ESP - Spain			1:31.83	5.30
		BELTRAN CABEDO Pau	0.64			
		PEREZ SANCHEZ Javier		40.66	(5) 40.66	
		LOPEZ TORIBIO Miguel Angel	0.02			
		SZPUNAR ROSA Raul Marek		1:31.83	(6) 1:31.83	
7	7	FRA - France			1:31.99	5.46
		PERRILLON Mathieu	0.67	24.63		
		DELAHAYE Florian	0.07			
		VIDAL Etienne		1:05.93	(5) 1:05.93	
		TURGAL Valentin		26.06	(7) 1:31.99	
8	8	BEL - Belgium			1:32.76	6.23
		LECOUTERE Jeroen	0.83	24.69		
		STAVART Corentin	-0.01	16.52	(6) 41.21	
		CEUSTERS Joni	0.12	26.78	(7) 1:07.99	
		VAN LAETHEM Maarten		24.77	(8) 1:32.76	

Legend:	R.T.	Reaction Time	WG	World Games Record	WR	World Record
----------------	------	---------------	----	--------------------	----	--------------

Timing and Results provided by 





Life Saving

Women's 50m Manikin Carry





Entry List by Event

As of SAT 9 JUL 2022

Event Number 9

	Record	Name	Country	Location	Date
WR	32.79	QUILTER Laura	NZL	Gold Coast (AUS)	6 AUG 2016
WG	34.97	WU Huimin	CHN	Wroclaw (POL)	22 JUL 2017

Number of entries: 8

Name	Country Code	Date of Birth	Location of Performance	Date of Performance	Qualifying Time
PRETRE Ava	FRA	21 JUL 1996			32.82
HOLT Nina	GER	1 FEB 2003			33.44
BELKACEMI Leslie	FRA	6 AUG 1998			33.94
GIOVANELLI Helene	ITA	22 JUL 2002			34.13
GARCIA SILVA Antia	ESP	16 NOV 1998			34.23
LANGE Kerstin	GER	21 AUG 1990			34.29
CRISTETTI Francesca	ITA	18 NOV 1997			34.41
ROMANINI Aurelie	BEL	7 MAR 1987			34.79

Legend:

WG World Games Record **WR** World Record

Timing and Results provided by  **TISSOT**



Medallists

Medal	Name	Country
GOLD	HOLT Nina	GER - Germany
SILVER	GIOVANELLI Helene	ITA - Italy
BRONZE	LANGE Kerstin	GER - Germany



Start List

Event Number 9

	Record	Name	Country	Location	Date
WR	32.79	QUILTER Laura	NZL	Gold Coast (AUS)	6 AUG 2016
WG	34.97	WU Huimin	CHN	Wroclaw (POL)	22 JUL 2017

Lane	Name	Country	Date of Birth	Qualifying Time	Time	Rank
1	CRISTETTI Francesca	ITA	18 NOV 1997	34.41		
2	GARCIA SILVA Antia	ESP	16 NOV 1998	34.23		
3	BELKACEMI Leslie	FRA	6 AUG 1998	33.94		
4	PRETRE Ava	FRA	21 JUL 1996	32.82		
5	HOLT Nina	GER	1 FEB 2003	33.44		
6	GIOVANELLI Helene	ITA	22 JUL 2002	34.13		
7	LANGE Kerstin	GER	21 AUG 1990	34.29		
8	ROMANINI Aurelie	BEL	7 MAR 1987	34.79		

Legend:
WG World Games Record **WR** World Record

Timing and Results provided by **TISSOT**





Results

Event Number 9

	Record	Name	Country	Location	Date
WR	32.79	QUILTER Laura	NZL	Gold Coast (AUS)	6 AUG 2016
WG	34.97	WU Huimin	CHN	Wroclaw (POL)	22 JUL 2017

Rank	Lane	Name	Country Code	R.T.	Time	Time Behind
1	5	HOLT Nina	GER	0.75	33.77	WG
2	6	GIOVANELLI Helene	ITA	0.68	34.99	1.22
3	7	LANGE Kerstin	GER	0.75	35.48	1.71
4	4	PRETRE Ava	FRA	0.67	35.65	1.88
5	3	BELKACEMI Leslie	FRA	0.75	36.04	2.27
6	8	ROMANINI Aurelie	BEL	0.66	36.18	2.41
7	2	GARCIA SILVA Antia	ESP	0.71	36.70	2.93
8	1	CRISTETTI Francesca	ITA	0.74	36.94	3.17

Legend:	R.T. Reaction Time	WG World Games Record	WR World Record
----------------	---------------------------	------------------------------	------------------------

Timing and Results provided by  TISSOT



Life Saving

Women's 100m Manikin Carry
with Fins





Entry List by Event

As of SAT 9 JUL 2022

Event Number 5

	Record	Split	Name	Country	Location	Date
WR	49.30		FABRETTI Lucrezia	ITA	Milano (ITA)	23 APR 2022
WG	52.71		WEYDERS Justine	FRA	Wroclaw (POL)	21 JUL 2017

Number of entries: 8

Name	Country Code	Date of Birth	Location of Performance	Date of Performance	Qualifying Time
FABRETTI Lucrezia	ITA	5 NOV 2001			49.85
ROUSSEAU Magali	FRA	3 OCT 1998			51.08
GARCIA SILVA Antia	ESP	16 NOV 1998			51.34
VOLPINI Federica	ITA	15 FEB 1993			52.09
JULIEN Camille	FRA	7 JUL 1997			52.24
HOLT Nina	GER	1 FEB 2003			52.80
RODRIGUEZ RODRIGUEZ DE LA SIERRA Ma	ESP	2 SEP 2004			53.26
LAUERWALD Undine	GER	25 DEC 2002			53.37

Legend:	WG World Games Record	WR World Record
----------------	------------------------------	------------------------

Timing and Results provided by 





Medallists

Medal	Name	Country
GOLD	LAUERWALD Undine	GER - Germany
SILVER	GARCIA SILVA Antia	ESP - Spain
BRONZE	HOLT Nina	GER - Germany



Start List

Event Number 5

	Record	Split	Name	Country	Location	Date
WR	49.30		FABRETTI Lucrezia	ITA	Milano (ITA)	23 APR 2022
WG	52.71		WEYDERS Justine	FRA	Wroclaw (POL)	21 JUL 2017

Lane	Name	Country	Date of Birth	Qualifying Time	Time	Rank
1	RODRIGUEZ RODRIGUE	ESP	2 SEP 2004	53.26		
2	JULIEN Camille	FRA	7 JUL 1997	52.24		
3	GARCIA SILVA Antia	ESP	16 NOV 1998	51.34		
4	FABRETTI Lucrezia	ITA	5 NOV 2001	49.85		
5	ROUSSEAU Magali	FRA	3 OCT 1998	51.08		
6	VOLPINI Federica	ITA	15 FEB 1993	52.09		
7	HOLT Nina	GER	1 FEB 2003	52.80		
8	LAUERWALD Undine	GER	25 DEC 2002	53.37		

Legend:
WG World Games Record **WR** World Record

Timing and Results provided by **TISSOT**





Results Summary

Event Number 5

	Record	Split	Name	Country	Location	Date
WR	49.30		FABRETTI Lucrezia	ITA	Milano (ITA)	23 APR 2022
WG	52.71		WEYDERS Justine	FRA	Wroclaw (POL)	21 JUL 2017

Rank	Heat	Lane	Name	Country Code	Date of Birth	R.T.	50m	Time	Time Behind
1	1	8	LAUERWALD Undine	GER	25 DEC 2002	0.81		52.62	
								52.62	WG
2	1	3	GARCIA SILVA Antia	ESP	16 NOV 1998	0.83		52.98	0.36
								52.98	
3	1	7	HOLT Nina	GER	1 FEB 2003	0.77		53.57	0.95
								53.57	
4	1	6	VOLPINI Federica	ITA	15 FEB 1993	0.76		54.27	1.65
								54.27	
5	1	5	ROUSSEAU Magali	FRA	3 OCT 1998	0.85		55.81	3.19
								55.81	
6	1	4	FABRETTI Lucrezia	ITA	5 NOV 2001	0.78		56.06	3.44
								56.06	
7	1	2	JULIEN Camille	FRA	7 JUL 1997	0.80		56.79	4.17
								56.79	
8	1	1	RODRIGUEZ RODRIGUEZ	ESP	2 SEP 2004	0.85		57.90	5.28
								57.90	

Legend:					
R.T.	Reaction Time	WG	World Games Record	WR	World Record

Timing and Results provided by  **TISSOT**



Life Saving

Women's 100m Manikin Tow
with Fins





Entry List by Event

As of SAT 9 JUL 2022

Event Number 13

	Record	Split	Name	Country	Location	Date
WR	55.40		VOLPINI Federica	ITA	Riccione (ITA)	25 MAY 2019
WG	57.18	23.44	WEYDERS Justine	FRA	Wroclaw (POL)	22 JUL 2017

Number of entries: 8

Name	Country Code	Date of Birth	Location of Performance	Date of Performance	Qualifying Time
VOLPINI Federica	ITA	15 FEB 1993			56.77
LAUERWALD Undine	GER	25 DEC 2002			57.81
GARCIA SILVA Antia	ESP	16 NOV 1998			57.97
ZANDER Vivian	GER	12 AUG 1998			58.08
LANZILOTTI Paola	ITA	16 AUG 1997			58.48
CABALLERO FUSET Lola	ESP	23 MAY 2004			58.64
WEYDERS Justine	FRA	5 AUG 1990			59.27
VAN DE PLAS Bo	BEL	5 NOV 2001			59.49

Legend:	WG World Games Record	WR World Record
----------------	------------------------------	------------------------

Timing and Results provided by 





Medallists

Medal	Name	Country
GOLD	VOLPINI Federica	ITA - Italy
SILVER	LANZILOTTI Paola	ITA - Italy
BRONZE	WEYDERS Justine	FRA - France

Timing and Results provided by 





Start List

Event Number 13

	Record	Split	Name	Country	Location	Date
WR	55.40		VOLPINI Federica	ITA	Riccione (ITA)	25 MAY 2019
WG	57.18	23.44	WEYDERS Justine	FRA	Wroclaw (POL)	22 JUL 2017

Lane	Name	Country	Date of Birth	Qualifying Time	Time	Rank
1	WEYDERS Justine	FRA	5 AUG 1990	59.27		
2	LANZILOTTI Paola	ITA	16 AUG 1997	58.48		
3	GARCIA SILVA Antia	ESP	16 NOV 1998	57.97		
4	VOLPINI Federica	ITA	15 FEB 1993	56.77		
5	LAUERWALD Undine	GER	25 DEC 2002	57.81		
6	ZANDER Vivian	GER	12 AUG 1998	58.08		
7	CABALLERO FUSET Lola	ESP	23 MAY 2004	58.64		
8	VAN DE PLAS Bo	BEL	5 NOV 2001	59.49		

Legend:

WG World Games Record **WR** World Record

Timing and Results provided by  **TISSOT**





Results

Event Number 13

	Record	Split	Name	Country	Location	Date
WR	55.40		VOLPINI Federica	ITA	Riccione (ITA)	25 MAY 2019
WG	57.18		WEYDERS Justine	FRA	Wroclaw (POL)	22 JUL 2017

Rank	Lane	Name	Country Code	R.T.	50m	Time	Time Behind
1	4	VOLPINI Federica	ITA	0.84		56.27	WG
2	2	LANZILOTTI Paola	ITA	0.89		58.12	1.85
3	1	WEYDERS Justine	FRA	0.72		58.83	2.56
4	6	ZANDER Vivian	GER	0.80		59.17	2.90
5	8	VAN DE PLAS Bo	BEL	0.85		59.60	3.33
6	3	GARCIA SILVA Antia	ESP	0.82		59.61	3.34
7	7	CABALLERO FUSET Lola	ESP	0.84		1:01.72	5.45
	5	LAUERWALD Undine	GER			DSQ	

Legend:							
DSQ	Disqualified	R.T.	Reaction Time	WG	World Games Record	WR	World Record

Timing and Results provided by  TISSOT





Life Saving

Women's 200m Obstacle Swim





Entry List by Event

As of SAT 9 JUL 2022

Event Number 1

	Record	Splits	Name	Country	Location	Date
WR	2:01.88		LU Ying	CHN	Kaohsiung (TPE)	23 JUL 2009
WG	2:01.88		LU Ying	CHN	Kaohsiung (TPE)	23 JUL 2009

Number of entries: 8

Name	Country Code	Date of Birth	Location of Performance	Date of Performance	Qualifying Time
PIROVANO Anna	ITA	8 OCT 2000			2:06.28
TCHORZ Alicja	POL	13 AUG 1992			2:06.69
PASQUINO Francesca	ITA	31 OCT 2002			2:08.77
PAYOLA ANGLADA Nuria	ESP	3 OCT 1999			2:09.80
ZUKOWSKA Paula	POL	30 MAR 1993			2:09.84
HOLT Nina	GER	1 FEB 2003			2:10.04
JAKABOS Zsuzsanna	HUN	3 APR 1989			2:10.14
GOMEZ MESIAS Alba	ESP	19 SEP 2000			2:13.02

Legend:

WG World Games Record **WR** World Record

Timing and Results provided by  **TISSOT**





Medallists

Medal	Name	Country
GOLD	HOLT Nina	GER - Germany
SILVER	PIROVANO Anna	ITA - Italy
BRONZE	TCHORZ Alicja	POL - Poland



Start List

Event Number 1

	Record	Splits	Name	Country	Location	Date
WR	2:01.88		LU Ying	CHN	Kaohsiung (TPE)	23 JUL 2009
WG	2:01.88		LU Ying	CHN	Kaohsiung (TPE)	23 JUL 2009

Lane	Name	Country	Date of Birth	Qualifying Time	Time	Rank
1	JAKABOS Zsuzsanna	HUN	3 APR 1989	2:10.14		
2	ZUKOWSKA Paula	POL	30 MAR 1993	2:09.84		
3	PASQUINO Francesca	ITA	31 OCT 2002	2:08.77		
4	PIROVANO Anna	ITA	8 OCT 2000	2:06.28		
5	TCHORZ Alicja	POL	13 AUG 1992	2:06.69		
6	PAYOLA ANGLADA Nuria	ESP	3 OCT 1999	2:09.80		
7	HOLT Nina	GER	1 FEB 2003	2:10.04		
8	GOMEZ MESIAS Alba	ESP	19 SEP 2000	2:13.02		

Legend:
WG World Games Record **WR** World Record

Timing and Results provided by  **TISSOT**



Results Summary

Event Number 1

	Record	Splits	Name	Country	Location	Date
WR	2:01.88		LU Ying	CHN	Kaohsiung (TPE)	23 JUL 2009
WG	2:01.88		LU Ying	CHN	Kaohsiung (TPE)	23 JUL 2009

Rank	Heat	Lane	Name	Country Code	Date of Birth	R.T.	50m	100m	150m	Time	Time Behind
1	1	7	HOLT Nina	GER	1 FEB 2003	0.74	29.15	1:01.17 32.02	1:33.45 32.28	2:05.51 32.06	
2	1	4	PIROVANO Anna	ITA	8 OCT 2000	0.67	29.56	1:01.48 31.92	1:34.45 32.97	2:07.48 33.03	1.97
3	1	5	TCHORZ Alicja	POL	13 AUG 1992	0.71	29.33	1:01.61 32.28	1:34.44 32.83	2:07.86 33.42	2.35
4	1	1	JAKABOS Zsuzsanna	HUN	3 APR 1989	0.74	30.30	1:03.12 32.82	1:36.51 33.39	2:08.42 31.91	2.91
5	1	3	PASQUINO Francesca	ITA	31 OCT 2002	0.68	29.93	1:02.37 32.44	1:35.51 33.14	2:09.14 33.63	3.63
6	1	2	ZUKOWSKA Paula	POL	30 MAR 1993	0.78	30.69	1:03.38 32.69	1:36.70 33.32	2:11.07 34.37	5.56
7	1	8	GOMEZ MESIAS Alba	ESP	19 SEP 2000	0.75	31.30	1:05.00 33.70	1:40.44 35.44	2:14.39 33.95	8.88
8	1	6	PAYOLA ANGLADA Nuria	ESP	3 OCT 1999	0.66	30.84	1:04.53 33.69	1:39.25 34.72	2:15.22 35.97	9.71

Legend:

R.T. Reaction Time **WG** World Games Record **WR** World Record

Timing and Results provided by  **TISSOT**



Life Saving

Women's 200m Super Lifesaver





Entry List by Event

As of SAT 9 JUL 2022

Event Number 7

	Record	Splits			Name	Country	Location	Date
WR	2:18.81				LANZILOTTI Paola	ITA	Rome (ITA)	25 JUL 2021
WG	2:22.57	28.73	1:11.71	1:44.82	MESCHIARI Silvia	ITA	Wroclaw (POL)	21 JUL 2017

Number of entries: 8

Name	Country Code	Date of Birth	Location of Performance	Date of Performance	Qualifying Time
LANZILOTTI Paola	ITA	16 AUG 1997			2:18.81
MESCHIARI Silvia	ITA	3 FEB 1992			2:21.14
PAYOLA ANGLADA Nuria	ESP	3 OCT 1999			2:21.41
ROUSSEAU Magali	FRA	3 OCT 1998			2:21.83
JULIEN Camille	FRA	7 JUL 1997			2:22.55
RODRIGUEZ RODRIGUEZ DE LA SIERRA Ma	ESP	2 SEP 2004			2:23.28
VAN DE PLAS Bo	BEL	5 NOV 2001			2:24.85
GEBHARDT Alica	GER	25 NOV 1997			2:25.91

Legend:

WG World Games Record **WR** World Record

Timing and Results provided by  TISSOT

LFCW200MSL-----_32C1 1

Report Created SAT 9 JUL 2022 18:07

Page 1/1





Medallists

REVISED
10 JUL 18:48

Medal	Name	Country
GOLD	ROUSSEAU Magali	FRA - France
SILVER	LANZILOTTI Paola	ITA - Italy
BRONZE	MESCHIARI Silvia	ITA - Italy

Timing and Results provided by  **TISSOT**





Start List

Event Number 7


	Record	Splits			Name	Country	Location	Date
WR	2:18.81				LANZILOTTI Paola	ITA	Rome (ITA)	25 JUL 2021
WG	2:22.57	28.73	1:11.71	1:44.82	MESCHIARI Silvia	ITA	Wroclaw (POL)	21 JUL 2017

Lane	Name	Country	Date of Birth	Qualifying Time	Time	Rank
1	VAN DE PLAS Bo	BEL	5 NOV 2001	2:24.85		
2	JULIEN Camille	FRA	7 JUL 1997	2:22.55		
3	PAYOLA ANGLADA Nuria	ESP	3 OCT 1999	2:21.41		
4	LANZILOTTI Paola	ITA	16 AUG 1997	2:18.81		
5	MESCHIARI Silvia	ITA	3 FEB 1992	2:21.14		
6	ROUSSEAU Magali	FRA	3 OCT 1998	2:21.83		
7	RODRIGUEZ RODRIGUE	ESP	2 SEP 2004	2:23.28		
8	GEBHARDT Alica	GER	25 NOV 1997	2:25.91		

Legend:
WG World Games Record **WR** World Record

Timing and Results provided by  **TISSOT**





Results Summary

REVISED
10 JUL 18:48

Event Number 7

	Record	Splits			Name	Country	Location	Date
WR	2:18.81				LANZILOTTI Paola	ITA	Rome (ITA)	25 JUL 2021
WG	2:22.57	28.73	1:11.71	1:44.82	MESCHIARI Silvia	ITA	Wroclaw (POL)	21 JUL 2017

Rank	Heat	Lane	Name	Country Code	Date of Birth	R.T.	50m	100m	150m	Time	Time Behind
1	1	6	ROUSSEAU Magali	FRA	3 OCT 1998	0.79	29.22	1:10.40	1:41.08	2:21.69	
								41.18	30.68	40.61	WG
2	1	4	LANZILOTTI Paola	ITA	16 AUG 1997	0.75	29.78	1:12.74	1:45.25	2:21.82	0.13
								42.96	32.51	36.57	
3	1	5	MESCHIARI Silvia	ITA	3 FEB 1992	0.71	28.65	1:11.32	1:46.72	2:23.66	1.97
								42.67	35.40	36.94	
4	1	1	VAN DE PLAS Bo	BEL	5 NOV 2001	0.68	29.72	1:13.34	1:47.59	2:25.57	3.88
								43.62	34.25	37.98	
5	1	8	GEBHARDT Alica	GER	25 NOV 1997	0.68	29.16	1:13.06	1:48.49	2:29.30	7.61
								43.90	35.43	40.81	
6	1	3	PAYOLA ANGLADA Nuria	ESP	3 OCT 1999	0.67	29.97	1:16.05	1:50.32	2:31.49	9.80
								46.08	34.27	41.17	
7	1	7	RODRIGUEZ RODRIGUEZ	ESP	2 SEP 2004	0.77	31.00	1:15.60	1:53.12	2:32.57	10.88
								44.60	37.52	39.45	
	1	2	JULIEN Camille	FRA	7 JUL 1997					DSQ	

Legend:

DSQ Disqualified **R.T.** Reaction Time **WG** World Games Record **WR** World Record

Timing and Results provided by 





Life Saving

Women's Team 4x25 Manikin
Relay





Entry List by Event

As of SAT 9 JUL 2022

Event Number 11

	Record	Splits	Country (Relay)	Location	Date
WR	1:16.89		FRA - France	Saint Malo (FRA)	28 MAY 2022
WG	1:19.69		BEL - Belgium	Wroclaw (POL)	22 JUL 2017

Number of entries: 8

Country	Qualifying Time
GER - Germany	1:18.60
BEL - Belgium	1:19.71
FRA - France	1:21.40
ITA - Italy	1:22.01
ESP - Spain	1:22.87
HUN - Hungary	1:27.08
JPN - Japan	1:28.42
POL - Poland	1:29.09

Legend:
WG World Games Record **WR** World Record

Timing and Results provided by 





Medallists

Medal	Country	Name
GOLD	GER - Germany	LAUERWALD Undine HOLT Nina ZANDER Vivian LANGE Kerstin
SILVER	FRA - France	PRETRE Ava ROUSSEAU Magali BELKACEMI Leslie BLANC Ludivine
BRONZE	BEL - Belgium	BOOGAERTS Sofie LINDEKENS Stefanie VANBUEL Nele ROMANINI Aurelie



Start List

Event Number 11

	Record	Splits	Country (Relay)	Location	Date
WR	1:16.89		FRA - France	Saint Malo (FRA)	28 MAY 2022
WG	1:19.69		BEL - Belgium	Wroclaw (POL)	22 JUL 2017

Lane	Country	Name	Date of Birth	Qualifying Time	Time	Rank
1	JPN - Japan	YAGI Manami	15 DEC 1999	1:28.42		
		ITO Wakana	8 JUN 1999			
		YAMAGISHI Nozomi	14 NOV 1997			
2	ESP - Spain	NASUKAWA Saaya	10 NOV 1991	1:22.87		
		RODRIGUEZ RODRIGUEZ	2 SEP 2004			
		PAYOLA ANGLADA Nuria	3 OCT 1999			
3	FRA - France	GARCIA DE LA VIRGEN Esther	4 MAY 1999	1:21.40		
		GARCIA SILVA Antia	16 NOV 1998			
		PRETRE Ava	21 JUL 1996			
4	GER - Germany	ROUSSEAU Magali	3 OCT 1998	1:18.60		
		BELKACEMI Leslie	6 AUG 1998			
		BLANC Ludivine	10 FEB 1995			
5	BEL - Belgium	LAUERWALD Undine	25 DEC 2002	1:19.71		
		HOLT Nina	1 FEB 2003			
		ZANDER Vivian	12 AUG 1998			
6	ITA - Italy	LANGE Kerstin	21 AUG 1990	1:22.01		
		BOOGAERTS Sofie	1 FEB 1995			
		LINDEKENS Stefanie	10 JUN 1997			
7	HUN - Hungary	VANBUEL Nele	12 SEP 1985	1:27.08		
		ROMANINI Aurelie	7 MAR 1987			
		GIOVANELLI Helene	22 JUL 2002			
8	POL - Poland	FABRETTI Lucrezia	5 NOV 2001	1:29.09		
		PASQUINO Francesca	31 OCT 2002			
		MESCHIARI Silvia	3 FEB 1992			
		SENANSZKY Petra	10 JAN 1994	1:29.09		
		GYURINOVICS Fanni	24 OCT 2001			
		UGRAI Panna	18 OCT 2004			
		VERRASZTO Evelyn	17 JUL 1989			
		TCHORZ Alicja	13 AUG 1992	1:29.09		
		LEWANDOWSKA Natalia	18 JUL 2001			
		ZUKOWSKA Paula	30 MAR 1993			
		FIEDKIEWICZ Kornelia	5 AUG 2001			

Legend:
WG World Games Record **WR** World Record

Timing and Results provided by  TISSOT



Results

Event Number 11

	Record	Splits	Country (Relay)	Location	Date
WR	1:16.89		FRA - France	Saint Malo (FRA)	28 MAY 2022
WG	1:19.69		BEL - Belgium	Wroclaw (POL)	22 JUL 2017

Rank	Lane	Country / Name	R.T.	Time	Time Behind
1	4	GER - Germany LAUERWALD Undine HOLT Nina ZANDER Vivian LANGE Kerstin		1:21.21	
2	3	FRA - France PRETRE Ava ROUSSEAU Magali BELKACEMI Leslie BLANC Ludivine	0.81	1:21.79	0.58
3	5	BEL - Belgium BOOGAERTS Sofie LINDEKENS Stefanie VANBUEL Nele ROMANINI Aurelie	1.08	1:23.41	2.20
4	2	ESP - Spain RODRIGUEZ RODRIGUEZ de la SIERRA M. PAYOLA ANGLADA Nuria GARCIA DE LA VIRGEN Esther GARCIA SILVA Antia	0.74	1:25.55	4.34
5	6	ITA - Italy GIOVANELLI Helene FABRETTI Lucrezia PASQUINO Francesca MESCHIARI Silvia		1:26.06	4.85
6	7	HUN - Hungary SENANSZKY Petra GYURINOVICS Fanni UGRAI Panna VERRASZTO Evelyn	0.73	1:27.45	6.24
7	8	POL - Poland TCHORZ Alicja LEWANDOWSKA Natalia ZUKOWSKA Paula FIEDKIEWICZ Kornelia	0.80	1:28.19	6.98
8	1	JPN - Japan YAGI Manami ITO Wakana YAMAGISHI Nozomi NASUKAWA Saaya	0.76	1:30.67	9.46

Legend:					
R.T.	Reaction Time	WG	World Games Record	WR	World Record

Timing and Results provided by  TISSOT



Life Saving

Women's Team 4x50 Obstacle
Relay





Entry List by Event

As of SAT 9 JUL 2022

Event Number 3

	Record	Splits			Country (Relay)	Location	Date
WR	1:46.16				POL - Poland	Adelaide (AUS)	22 NOV 2019
WG	1:50.42	28.11	54.83	1:22.56	FRA - France	Wroclaw (POL)	21 JUL 2017

Number of entries: 8

Country	Qualifying Time
POL - Poland	1:50.11
HUN - Hungary	1:50.73
ITA - Italy	1:51.07
FRA - France	1:51.71
ESP - Spain	1:52.93
GER - Germany	1:53.00
JPN - Japan	1:53.77
BEL - Belgium	1:57.61

Legend:

WG World Games Record **WR** World Record

Timing and Results provided by  **TISSOT**



Medallists

Medal	Country	Name
GOLD	POL - Poland	FIEDKIEWICZ Kornelia NAZIEBLO Klaudia ZUKOWSKA Paula TCHORZ Alicja
GOLD	HUN - Hungary	SENANSZKY Petra GYURINOVICS Fanni JAKABOS Zsuzsanna VERRASZTO Evelyn
BRONZE	ITA - Italy	GIOVANELLI Helene FABRETTI Lucrezia PASQUINO Francesca MESCHIARI Silvia



Start List

REVISED
10 JUL 15:30

Event Number 3

	Record	Splits			Country (Relay)	Location	Date
WR	1:46.16				POL - Poland	Adelaide (AUS)	22 NOV 2019
WG	1:50.42	28.11	54.83	1:22.56	FRA - France	Wroclaw (POL)	21 JUL 2017

Lane	Country	Name	Date of Birth	Qualifying Time	Time	Rank
1	JPN - Japan	ITO Wakana	8 JUN 1999	1:53.77		
		NASUKAWA Saaya	10 NOV 1991			
		HIRAI Hako	3 SEP 2000			
2	ESP - Spain	YAMAGISHI Nozomi	14 NOV 1997	1:52.93		
		LOPEZ RUIZ Elsa	14 MAY 2002			
		GARCIA SILVA Antia	16 NOV 1998			
3	ITA - Italy	PAYOLA ANGLADA Nuria	3 OCT 1999	1:51.07		
		GARCIA DE LA VIRGEN Esther	4 MAY 1999			
		GIOVANELLI Helene	22 JUL 2002			
4	POL - Poland	FABRETTI Lucrezia	5 NOV 2001	1:50.11		
		PASQUINO Francesca	31 OCT 2002			
		MESCHIARI Silvia	3 FEB 1992			
5	HUN - Hungary	FIEDKIEWICZ Kornelia	5 AUG 2001	1:50.73		
		NAZIEBLO Klaudia	3 DEC 1993			
		ZUKOWSKA Paula	30 MAR 1993			
6	FRA - France	TCHORZ Alicja	13 AUG 1992	1:51.71		
		SENANSZKY Petra	10 JAN 1994			
		GYURINOVICS Fanni	24 OCT 2001			
7	GER - Germany	JAKABOS Zsuzsanna	3 APR 1989	1:53.00		
		VERRASZTO Evelyn	17 JUL 1989			
		PRETRE Ava	21 JUL 1996			
8	BEL - Belgium	BLANC Ludivine	10 FEB 1995	1:57.61		
		BELKACEMI Leslie	6 AUG 1998			
		ROUSSEAU Magali	3 OCT 1998			
		HOLT Nina	1 FEB 2003	1:57.61		
		TOTI Valentina	3 JUL 2001			
		LAUERWALD Undine	25 DEC 2002			
		LANGE Kerstin	21 AUG 1990	1:57.61		
		ROMANINI Aurelie	7 MAR 1987			
		BOOGAERTS Sofie	1 FEB 1995			
		LINDEKENS Stefanie	10 JUN 1997	1:57.61		
		VAN DE PLAS Bo	5 NOV 2001			

Legend:

WG World Games Record **WR** World Record

Timing and Results provided by 



Results Summary

Event Number 3

	Record	Splits				Country (Relay)	Location	Date
WR	1:46.16					POL - Poland	Adelaide (AUS)	22 NOV 2019
WG	1:50.42	28.11	54.83	1:22.56	FRA - France	Wroclaw (POL)	21 JUL 2017	

Rank	Heat	Lane	Country / Name	R.T.	50m	Time	Time Behind
=1	1	4	POL - Poland			1:49.05	WG
			FIEDKIEWICZ Kornelia	0.68	27.21	27.21	
			NAZIEBLO Klaudia	0.20	26.36	53.57	
			ZUKOWSKA Paula	0.36	28.98	1:22.55	
			TCHORZ Alicja	0.21	26.50	1:49.05	
=1	1	5	HUN - Hungary			1:49.05	WG
			SENANSZKY Petra	0.69	27.48	27.48	
			GYURINOVICS Fanni	0.32	26.53	54.01	
			JAKABOS Zsuzsanna	0.40	27.14	1:21.15	
			VERRASZTO Evelyn	0.39	27.90	1:49.05	
3	1	3	ITA - Italy			1:49.32	0.27
			GIOVANELLI Helene	0.68	27.98	27.98	
			FABRETTI Lucrezia	0.15	26.67	54.65	
			PASQUINO Francesca	0.22	27.81	1:22.46	
			MESCHIARI Silvia	0.23	26.86	1:49.32	
4	1	6	FRA - France			1:51.13	2.08
			PRETRE Ava	0.65	28.14	28.14	
			BLANC Ludivine	0.18	28.07	56.21	
			BELKACEMI Leslie	0.30	27.53	1:23.74	
			ROUSSEAU Magali	0.13	27.39	1:51.13	
5	1	7	GER - Germany			1:51.14	2.09
			HOLT Nina	0.70	27.46	27.46	
			TOTI Valentina	0.18	28.51	55.97	
			LAUERWALD Undine	0.12	27.89	1:23.86	
			LANGE Kerstin	0.21	27.28	1:51.14	
6	1	1	JPN - Japan			1:53.15	4.10
			ITO Wakana	0.69	28.62	28.62	
			NASUKAWA Saaya	0.13	27.95	56.57	
			HIRAI Hako	0.06	28.16	1:24.73	
			YAMAGISHI Nozomi	0.19	28.42	1:53.15	
7	1	2	ESP - Spain			1:53.50	4.45
			LOPEZ RUIZ Elsa	0.72	28.32	28.32	
			GARCIA SILVA Antia	0.17	28.60	56.92	
			PAYOLA ANGLADA Nuria	0.01	27.87	1:24.79	
			GARCIA DE LA VIRGEN Esther	0.24	28.71	1:53.50	
8	1	8	BEL - Belgium			1:55.66	6.61
			ROMANINI Aurelie	0.71	28.62	28.62	
			BOOGAERTS Sofie	0.27	28.74	57.36	
			LINDEKENS Stefanie	0.02	29.40	1:26.76	
			VAN DE PLAS Bo	0.20	28.90	1:55.66	

Timing and Results provided by  TISSOT





Results Summary

Event Number 3

Rank	Heat	Lane	Country / Name	R.T.	50m	Time	Time Behind
------	------	------	----------------	------	-----	------	-------------

Legend:	R.T. Reaction Time	WG World Games Record	WR World Record
----------------	---------------------------	------------------------------	------------------------

Timing and Results provided by  **TISSOT**





Life Saving

Women's Team 4x50 Medley
Relay





Entry List by Event

As of SAT 9 JUL 2022

Event Number 15

	Record	Splits	Country (Relay)	Location	Date
WR	1:37.47		POL - Poland	Adelaide (AUS)	29 NOV 2018
WG	1:41.03		CHN - People's Republic of China		

Number of entries: 8

Country	Qualifying Time
GER - Germany	1:37.54
ITA - Italy	1:38.99
JPN - Japan	1:40.69
HUN - Hungary	1:41.22
FRA - France	1:41.89
POL - Poland	1:42.59
ESP - Spain	1:42.61
BEL - Belgium	1:46.36

Legend:
WG World Games Record WR World Record

Timing and Results provided by 





Medallists

Medal	Country	Name
GOLD	GER - Germany	HOLT Nina ZANDER Vivian LANGE Kerstin LAUERWALD Undine
SILVER	HUN - Hungary	JAKABOS Zsuzsanna UGRAI Panna GYURINOVICS Fanni SENANSZKY Petra
BRONZE	ITA - Italy	GIOVANELLI Helene FABRETTI Lucrezia PASQUINO Francesca VOLPINI Federica



Start List

Event Number 15

	Record	Splits	Country (Relay)	Location	Date
WR	1:37.47		POL - Poland	Adelaide (AUS)	29 NOV 2018
WG	1:41.03		CHN - People's Republic of China		

Lane	Country	Name	Date of Birth	Qualifying Time	Time	Rank
1	ESP - Spain	GARCIA SILVA Antia	16 NOV 1998	1:42.61		
		LOPEZ RUIZ Elsa	14 MAY 2002			
		PAYOLA ANGLADA Nuria	3 OCT 1999			
2	FRA - France	RODRIGUEZ RODRIGUE	2 SEP 2004	1:41.89		
		BLANC Ludivine	10 FEB 1995			
		JULIEN Camille	7 JUL 1997			
3	JPN - Japan	ROUSSEAU Magali	3 OCT 1998	1:40.69		
		PRETRE Ava	21 JUL 1996			
		ITO Wakana	8 JUN 1999			
4	GER - Germany	YAMAGISHI Nozomi	14 NOV 1997	1:37.54		
		HIRAI Hako	3 SEP 2000			
		NASUKAWA Saaya	10 NOV 1991			
5	ITA - Italy	HOLT Nina	1 FEB 2003	1:38.99		
		ZANDER Vivian	12 AUG 1998			
		LANGE Kerstin	21 AUG 1990			
6	HUN - Hungary	LAUERWALD Undine	25 DEC 2002	1:41.22		
		GIOVANELLI Helene	22 JUL 2002			
		FABRETTI Lucrezia	5 NOV 2001			
7	POL - Poland	PASQUINO Francesca	31 OCT 2002	1:42.59		
		VOLPINI Federica	15 FEB 1993			
		JAKABOS Zsuzsanna	3 APR 1989			
8	BEL - Belgium	UGRAI Panna	18 OCT 2004	1:46.36		
		GYURINOVICS Fanni	24 OCT 2001			
		SENANSZKY Petra	10 JAN 1994			
		LEWANDOWSKA Natalia	18 JUL 2001			
		NAZIEBLO Klaudia	3 DEC 1993			
		FIEDKIEWICZ Kornelia	5 AUG 2001			
		TCHORZ Alicja	13 AUG 1992			
		ROMANINI Aurelie	7 MAR 1987			
		VANBUEL Nele	12 SEP 1985			
		LINDEKENS Stefanie	10 JUN 1997			
		BOOGAERTS Sofie	1 FEB 1995			

Legend:

WG World Games Record **WR** World Record

Timing and Results provided by  TISSOT



Results

Event Number 15

	Record	Splits	Country (Relay)	Location	Date
WR	1:37.47		POL - Poland	Adelaide (AUS)	29 NOV 2018
WG	1:41.03		CHN - People's Republic of China		

Rank	Lane	Country / Name	R.T.	50m	Time	Time Behind
1	4	GER - Germany HOLT Nina ZANDER Vivian LANGE Kerstin LAUERWALD Undine	0.66 -0.03	25.57 19.19	1:35.82 (2) 44.76	WR (1) 1:35.82
2	6	HUN - Hungary JAKABOS Zsuzsanna UGRAI Panna GYURINOVICS Fanni SENANSZKY Petra	0.72 0.41	25.94 18.96	1:37.26 (3) 44.90	1.44 (2) 1:37.26
3	5	ITA - Italy GIOVANELLI Helene FABRETTI Lucrezia PASQUINO Francesca VOLPINI Federica	0.73 0.13	26.46 21.73	1:37.90 (7) 48.19	2.08 (3) 1:37.90
4	7	POL - Poland LEWANDOWSKA Natalia NAZIEBLO Klaudia FIEDKIEWICZ Kornelia TCHORZ Alicja	0.76 -0.10	26.75 17.43	1:40.25 (1) 44.18	4.43 (4) 1:40.25
5	2	FRA - France BLANC Ludivine JULIEN Camille ROUSSEAU Magali PRETRE Ava	0.72 0.18	26.39	1:40.84 (5) 1:40.84	5.02 (6) 1:41.61
6	3	JPN - Japan ITO Wakana YAMAGISHI Nozomi HIRAI Hako NASUKAWA Saaya	0.68 -0.04	27.30 18.79	1:41.61 (5) 46.09	5.79 (6) 1:41.61
7	1	ESP - Spain GARCIA SILVA Antia LOPEZ RUIZ Elsa PAYOLA ANGLADA Nuria RODRIGUEZ RODRIGUEZ de la SIERRA M.	0.63	45.89	1:42.15 (7) 1:42.15	6.33 (7) 1:42.15
8	8	BEL - Belgium ROMANINI Aurelie VANBUEL Nele LINDEKENS Stefanie BOOGAERTS Sofie	0.69 0.04	27.16 20.17	1:43.18 (6) 47.33	7.36 (8) 1:43.18

Legend:	R.T.	Reaction Time	WG	World Games Record	WR	World Record
----------------	------	---------------	----	--------------------	----	--------------

Timing and Results provided by 

RESULTS BOOK



Muaythai





27	Muaythai	2797
27.1	Table of Contents	2798
27.2	Number of Entries by Country	2801
27.3	Entry List by Country	2802
27.4	Competition Programme - Session	2805
27.4.1	Competition Programme - Session 2022-07-15	2805
27.4.2	Competition Programme - Session 2022-07-16	2806
27.4.3	Competition Programme - Session 2022-07-17	2807
27.5	Session Programme - Session	2808
27.5.1	Session Programme - Session MTU01	2808
27.5.2	Session Programme - Session MTU02	2812
27.5.3	Session Programme - Session MTU03	2814
27.6	Results Summary - Session	2816
27.6.1	Results Summary - Session MTU01	2816
27.6.2	Results Summary - Session MTU02	2820
27.6.3	Results Summary - Session MTU03	2822
27.7	Medallists by Event	2824
27.8	Medal Standings	2825
27.9	Men's -57kg	2826
27.9.1	Entry List by Event	2827
27.9.2	Brackets	2828
27.9.3	Medallists	2829
27.10	Men's -63.5kg	2830
27.10.1	Entry List by Event	2831
27.10.2	Brackets	2832
27.10.3	Medallists	2833
27.11	Men's -67kg	2834
27.11.1	Entry List by Event	2835
27.11.2	Brackets	2836
27.11.3	Medallists	2837
27.12	Men's -71kg	2838
27.12.1	Entry List by Event	2839
27.12.2	Brackets	2840
27.12.3	Medallists	2841
27.13	Men's -81kg	2842
27.13.1	Entry List by Event	2843
27.13.2	Brackets	2844

27.13.3	Medallists	2845
27.14	Men's -91kg	2846
27.14.1	Entry List by Event	2847
27.14.2	Brackets	2848
27.14.3	Medallists	2849
27.15	Women's -48kg	2850
27.15.1	Entry List by Event	2851
27.15.2	Brackets	2852
27.15.3	Medallists	2853
27.16	Women's -51kg	2854
27.16.1	Entry List by Event	2855
27.16.2	Brackets	2856
27.16.3	Medallists	2857
27.17	Women's -54kg	2858
27.17.1	Entry List by Event	2859
27.17.2	Brackets	2860
27.17.3	Medallists	2861
27.18	Women's -57kg	2862
27.18.1	Entry List by Event	2863
27.18.2	Brackets	2864
27.18.3	Medallists	2865
27.19	Women's -60kg	2866
27.19.1	Entry List by Event	2867
27.19.2	Brackets	2868
27.19.3	Medallists	2869
27.20	Women's -63.5kg	2870
27.20.1	Entry List by Event	2871
27.20.2	Brackets	2872
27.20.3	Medallists	2873



Number of Entries by Country

Country	Men							Women							Athlete Total	
	-57kg	-63.5kg	-67kg	-71kg	-81kg	-91kg	Total	-48kg	-51kg	-54kg	-57kg	-60kg	-63.5kg	Total		
AFG - Afghanistan	1						1	1	1					2	3	
AUS - Australia										1			1	2	2	
AUT - Austria									1			1		2	2	
CAN - Canada						1	1	1		1			1	3	4	
CZE - Czech Republic						1	1			1				1	2	
ESP - Spain			1				1	1						1	2	
FIN - Finland									1					1	1	
FRA - France						1	1		1		1		1	3	4	
GBR - Great Britain											1	1		2	2	
GER - Germany										1				1	1	
GRE - Greece			1				1								1	
HKG - Hong Kong, China											1			1	1	
HUN - Hungary			1				1					1		1	2	
ISR - Israel				1			1					1		1	2	
ITA - Italy		1					1			1				1	2	
JOR - Jordan	1						1								1	
KAZ - Kazakhstan	1	1					2								2	
KOR - Republic of Korea		1					1								1	
MAR - Morocco			1	1			2	1	1					2	4	
MEX - Mexico					1		1			1				1	2	
MRI - Mauritius					1		1								1	
PER - Peru					1		1								1	
PHI - Philippines	1						1						1	1	2	
POL - Poland						1	1		1			1		2	3	
POR - Portugal	1			1	1		3				1			1	4	
SVK - Slovakia		1					1		1					1	2	
SWE - Sweden											1	1		2	2	
THA - Thailand		1	1	1			3		1				1	2	5	
UAE - United Arab Emirates		1	1	1	1		4								4	
UKR - Ukraine	1	1		1		1	4	1						1	5	
USA - United States of America	1	1	1	1	1	1	6	1	1	1	1	1	1	6	12	
UZB - Uzbekistan						1	1								1	
VIE - Vietnam	1						1								1	
Total:	33	8	8	7	7	6	7	43	7	8	7	6	7	6	41	84





Entry List by Country

Country	Name	Date of Birth
AFG - Afghanistan	Ali Sina SAKHIZADA	11 NOV 2002
	Freshta SHERZAD	31 MAR 2000
	Kawsar SHERZAD	31 JAN 2003
AUS - Australia	Zoe PUTORAK	3 AUG 1999
	Yolanda SCHMIDT	10 OCT 1984
AUT - Austria	Rebecca HODL	6 JAN 1988
	Nina SCHEUCHER	8 AUG 1986
CAN - Canada	Savannah FODEN	19 APR 2000
	Regan GOWING	27 DEC 1996
	Martello JONES	9 MAR 1985
	Yumiko KAWANO	7 JAN 1982
CZE - Czech Republic	Viktorie BULINOVA	21 APR 1998
	Jakub KLAUDA	28 DEC 1992
ESP - Spain	Sarai MEDINA	26 JAN 1989
	Javier SEGURA SAEZ	7 DEC 1995
FIN - Finland	Tessa KAKKONEN	8 MAR 1993
FRA - France	Anaëlle ANGERVILLE	5 AUG 1998
	Nora CORNOLLE	6 DEC 1989
	Aurore dos SANTOS	6 SEP 1991
	Jacky JEANNE	30 JUL 1993
GBR - Great Britain	Iman BARLOW	14 APR 1993
	Niamh Charlotte KINEHAN	22 APR 1999
GER - Germany	Atenea FLORES-PERTEGAS	13 DEC 1986
GRE - Greece	Dimos ASIMAKOPOULOS	22 DEC 1993
HKG - Hong Kong, China	Alex TSANG	11 FEB 1992
HUN - Hungary	Ajsa Adel SANDORFI	28 MAR 2001
	Norbert SPETH	30 APR 1995
ISR - Israel	Nili BLOCK	16 JAN 1995
	Itai GERSHON	27 MAY 1993
ITA - Italy	Cosimo FRATONI	12 JAN 1990
	Sveva MELILLO	20 JUL 1994
JOR - Jordan	Saif ZAKZOOK	14 NOV 1991
KAZ - Kazakhstan	Abil GALIYEV	12 MAY 1996
	Almaz SARSEMBEKOV	20 FEB 1996
KOR - Republic of Korea	Yongcheol KWON	24 JUL 1996

Timing and Results provided by  TISSOT



BIRMINGHAM

Greater Birmingham Convention & Visitors Bureau



REGIONS



Protective



BlueCross BlueShield of Alabama



Entry List by Country

Country	Name	Date of Birth
MAR - Morocco	Oumaima BELOUARRAT	2 SEP 1999
	Meriem EL MOUBARIK	16 JUL 1991
	Hamza RACHID	1 SEP 1999
	Abdelali ZAHIDI	8 JUL 1999
MEX - Mexico	Laura BURGOS	30 DEC 1989
	Miguel PADILLA	6 MAY 1990
MRI - Mauritius	James AGATHE	15 MAY 1983
PER - Peru	Matteo CELI	24 APR 1989
PHI - Philippines	Leeana Christylle BADE	18 NOV 1995
	Phillip DELARMINO	9 NOV 1990
POL - Poland	Dominika FILEC	12 APR 1998
	Gabriela KUZAWINSKA	26 MAR 1993
	Lukasz RADOSZ	8 JUN 1993
POR - Portugal	Rui BOTELHO	25 NOV 1994
	Diogo CALADO	17 JUL 1990
	Goncalo NOITES	14 JAN 2001
	Matilde RODRIGUES	11 MAR 2003
SVK - Slovakia	Monika CHOCHLIKOVA	13 JAN 1996
	Lukas MANDINEC	5 OCT 1989
SWE - Sweden	Ewin ATES	24 JAN 1991
	Patricia AXLING	16 DEC 1987
THA - Thailand	Anueng KHATTHAMARASRI	24 MAR 1993
	Thanet NITUTORN	23 FEB 2001
	Wansawang SRILA-OR	21 JAN 1998
	Weerasak THARAKHAJAD	27 OCT 1996
	Janejira WANKRUE	28 OCT 1996
UAE - United Arab Emirates	Amine ALMOATASSIME	8 SEP 1994
	Ilyass HBIBALI	26 AUG 1991
	Mohammed MARDI	26 SEP 2001
	Nouredine SAMIR	20 MAR 1990
UKR - Ukraine	Anastasii KULINICH	14 JAN 1996
	Igor LIUBCHENKO	16 MAR 1991
	Vladyslav MYKYTAS	16 SEP 1995
	Oleh PRYIMACHOV	11 NOV 1989
	Oleksandr YEFIMENKO	2 OCT 2001

Timing and Results provided by  TISSOT





Entry List by Country

Country	Name	Date of Birth
USA - United States of America	Austin AMELL	13 AUG 1996
	Angela BAH	8 JAN 1982
	Mathew BAKER	21 MAY 1991
	Tierra BRANDT	15 NOV 2001
	Erin CLAYTON	1 NOV 1992
	Janet GARCIA BORBON	4 OCT 1991
	Charlsey MANER	16 SEP 1997
	Joe MUELLER	30 NOV 1989
	Aaron ORTIZ	10 FEB 1998
	Travis PETRALBA	23 JUL 1988
	Ashley THINER	11 DEC 1993
	Jordan WEILAND	8 MAY 1991
	UZB - Uzbekistan	Fanat KAKHRAMONOV
VIE - Vietnam	Tran Duy Nhat NGUYEN	21 MAR 1989






Competition Programme

As of FRI 15 JUL 2022

Session 1, 15:00-21:00							
EVENTS Men: 57kg, 63.5kg, 67kg, 71kg, 81kg, 91kg Women: 48kg, 51kg, 54kg, 57kg, 60kg, 63.5kg							
RING A				RING B			
Contest Number	No of Contests	Round	Event	Contest Number	No of Contests	Round	Event
1-4	4	Quarterfinals	W 51kg	19-21	3	Quarterfinals	W 48kg
5-8	4	Quarterfinals	M 63.5kg	22-25	4	Quarterfinals	M 57kg
9-10	2	Quarterfinals	W 57kg	26-28	3	Quarterfinals	W 54kg
11-13	3	Quarterfinals	M 67kg	29-31	3	Quarterfinals	M 71kg
14-15	2	Quarterfinals	W 63.5kg	32-34	3	Quarterfinals	W 60kg
16-18	3	Quarterfinals	M 91kg	35-36	2	Quarterfinals	M 81kg
TOTAL	18			TOTAL	18		
NEXT SESSION: SAT 16 JUL 2022 START TIME 14:00							
EVENTS Men: 57kg, 63.5kg, 67kg, 71kg, 81kg, 91kg Women: 48kg, 51kg, 54kg, 57kg, 60kg, 63.5kg							

Legend:
M Men's W Women's

Timing and Results provided by  **TISSOT**






Competition Programme

As of FRI 15 JUL 2022

Session 2, 14:00-18:30							
EVENTS Men: 57kg, 63.5kg, 67kg, 71kg, 81kg, 91kg Women: 48kg, 51kg, 54kg, 57kg, 60kg, 63.5kg							
RING A				RING B			
Contest Number	No of Contests	Round	Event	Contest Number	No of Contests	Round	Event
37-38	2	Semifinals	M 63.5kg	49-50	2	Semifinals	M 57kg
39-40	2	Semifinals	W 51kg	51-52	2	Semifinals	W 48kg
41-42	2	Semifinals	M 71kg	53-54	2	Semifinals	M 67kg
43-44	2	Semifinals	W 57kg	55-56	2	Semifinals	W 54kg
45-46	2	Semifinals	M 91kg	57-58	2	Semifinals	M 81kg
47-48	2	Semifinals	W 63.5kg	59-60	2	Semifinals	W 60kg
TOTAL	12			TOTAL	12		
NEXT SESSION: SUN 17 JUL 2022 START TIME 10:00							
EVENTS Men: 57kg, 63.5kg, 67kg, 71kg, 81kg, 91kg Women: 48kg, 51kg, 54kg, 57kg, 60kg, 63.5kg							

Legend: M Men's W Women's

Timing and Results provided by 





Competition Programme


As of SAT 16 JUL 2022

Session 3, 10:15-15:00

EVENTS Men: 57kg, 63.5kg, 67kg, 71kg, 81kg, 91kg Women: 48kg, 51kg, 54kg, 57kg, 60kg, 63.5kg

RING A				RING B			
Contest Number	No of Contests	Round	Event	Contest Number	No of Contests	Round	Event
61	1	Gold Medal Match	W 48kg	73	1	Bronze Medal Match	W 48kg
62	1	Gold Medal Match	W 51kg	74	1	Bronze Medal Match	W 51kg
63	1	Gold Medal Match	M 57kg	75	1	Bronze Medal Match	M 57kg
64	1	Gold Medal Match	M 63.5kg	76	1	Bronze Medal Match	M 63.5kg
65	1	Gold Medal Match	W 54kg	77	1	Bronze Medal Match	W 54kg
66	1	Gold Medal Match	W 57kg	78	1	Bronze Medal Match	W 57kg
67	1	Gold Medal Match	M 67kg	79	1	Bronze Medal Match	M 67kg
68	1	Gold Medal Match	M 71kg	80	1	Bronze Medal Match	M 71kg
69	1	Gold Medal Match	W 60kg	81	1	Bronze Medal Match	W 60kg
70	1	Gold Medal Match	W 63.5kg	82	1	Bronze Medal Match	W 63.5kg
71	1	Gold Medal Match	M 81kg	83	1	Bronze Medal Match	M 81kg
72	1	Gold Medal Match	M 91kg	84	1	Bronze Medal Match	M 91kg
TOTAL	12			TOTAL	12		

Legend: M Men's W Women's

Timing and Results provided by  TISSOT






Session Programme

As of FRI 15 JUL 2022

SESSION 1 - RING A

Contest No	Weight Category	Round	Color	Draw No	Name	Country Code	Points	Winner	Results Code
1	Women's -51kg	Quarterfinals	RED	1	Wansawang SRILA-OR	THA			
			BLUE	2	Meriem EL MOUBARIK	MAR			
2	Women's -51kg	Quarterfinals	RED	3	Gabriela KUZAWINSKA	POL			
			BLUE	4	Aurore dos SANTOS	FRA			
3	Women's -51kg	Quarterfinals	RED	5	Rebecca HODL	AUT			
			BLUE	6	Freshta SHERZAD	AFG			
4	Women's -51kg	Quarterfinals	RED	7	Monika CHOCHLIKOVA	SVK			
			BLUE	8	Angela BAHR	USA			
5	Men's -63.5kg	Quarterfinals	RED	1	Nouredine SAMIR	UAE			
			BLUE	2	Cosimo FRATONI	ITA			
6	Men's -63.5kg	Quarterfinals	RED	3	Weerasak THARAKHAJAD	THA			
			BLUE	4	Lukas MANDINEC	SVK			
7	Men's -63.5kg	Quarterfinals	RED	5	Yongcheol KWON	KOR			
			BLUE	6	Joe MUELLER	USA			
8	Men's -63.5kg	Quarterfinals	RED	7	Igor LIUBCHENKO	UKR			
			BLUE	8	Abil GALIYEV	KAZ			
9	Women's -57kg	Quarterfinals	RED	5	Matilde RODRIGUES	POR			
			BLUE	6	Iman BARLOW	GBR			
10	Women's -57kg	Quarterfinals	RED	7	Patricia AXLING	SWE			
			BLUE	8	Anaëlle ANGERVILLE	FRA			
11	Men's -67kg	Quarterfinals	RED	3	Javier SEGURA SAEZ	ESP			
			BLUE	4	Hamza RACHID	MAR			
12	Men's -67kg	Quarterfinals	RED	5	Travis PETRALBA	USA			
			BLUE	6	Norbert SPETH	HUN			
13	Men's -67kg	Quarterfinals	RED	7	Dimos ASIMAKOPOULOS	GRE			
			BLUE	8	Anueng KHATTTHAMARASRI	THA			
14	Women's -63.5kg	Quarterfinals	RED	5	Janejira WANKRUE	THA			
			BLUE	6	Leeana Christylle BADE	PHI			
15	Women's -63.5kg	Quarterfinals	RED	7	Nora CORNOLLE	FRA			
			BLUE	8	Savannah FODEN	CAN			
16	Men's -91kg	Quarterfinals	RED	3	Jakub KLAUDA	CZE			
			BLUE	4	Mathew BAKER	USA			

Timing and Results provided by  TISSOT




Session Programme

As of FRI 15 JUL 2022

SESSION 1 - RING A

Contest No	Weight Category	Round	Color	Draw No	Name	Country Code	Points	Winner	Results Code
17	Men's -91kg	Quarterfinals	RED	5	Jacky JEANNE	FRA			
			BLUE	6	Martello JONES	CAN			
18	Men's -91kg	Quarterfinals	RED	7	Fanat KAKHRAMONOV	UZB			
			BLUE	8	Oleh PRYIMACHOV	UKR			

Timing and Results provided by  TISSOT






Session Programme

As of FRI 15 JUL 2022

SESSION 1 - RING B

Contest No	Weight Category	Round	Color	Draw No	Name	Country Code	Points	Winner	Results Code
19	Women's -48kg	Quarterfinals	RED	3	Regan GOWING	CAN			
			BLUE	4	Oumaima BELOUARRAT	MAR			
20	Women's -48kg	Quarterfinals	RED	5	Janet GARCIA BORBON	USA			
			BLUE	6	Tessa JOHANNA	FIN			
21	Women's -48kg	Quarterfinals	RED	7	Anastasiia KULINICH	UKR			
			BLUE	8	Kawsar SHERZAD	AFG			
22	Men's -57kg	Quarterfinals	RED	1	Austin AMELL	USA			
			BLUE	2	Saif ZAKZOOK	JOR			
23	Men's -57kg	Quarterfinals	RED	3	Almaz SARSEMBEKOV	KAZ			
			BLUE	4	Ali Sina SAKHIZADA	AFG			
24	Men's -57kg	Quarterfinals	RED	5	Rui BOTELHO	POR			
			BLUE	6	Tran Duy Nhat NGUYEN	VIE			
25	Men's -57kg	Quarterfinals	RED	7	Phillip DELARMINO	PHI			
			BLUE	8	Vladyslav MYKYTAS	UKR			
26	Women's -54kg	Quarterfinals	RED	3	Ashley THINER	USA			
			BLUE	4	Viktorie BULINOVA	CZE			
27	Women's -54kg	Quarterfinals	RED	5	Yumiko KAWANO	CAN			
			BLUE	6	Sveva MELILLO	ITA			
28	Women's -54kg	Quarterfinals	RED	7	Atenea FLORES-PERTEGAS	GER			
			BLUE	8	Laura BURGOS	MEX			
29	Men's -71kg	Quarterfinals	RED	3	Oleksandr YEFIMENKO	UKR			
			BLUE	4	Goncalo NOITES	POR			
30	Men's -71kg	Quarterfinals	RED	5	Amine ALMOATASSIME	UAE			
			BLUE	6	Abdelali ZAHIDI	MAR			
31	Men's -71kg	Quarterfinals	RED	7	Thanet NITUTORN	THA			
			BLUE	8	Itai GERSHON	ISR			
32	Women's -60kg	Quarterfinals	RED	3	Nina SCHEUCHER	AUT			
			BLUE	4	Charlsey MANER	USA			
33	Women's -60kg	Quarterfinals	RED	5	Nili BLOCK	ISR			
			BLUE	6	Ewin ATES	SWE			
34	Women's -60kg	Quarterfinals	RED	7	Dominika FILEC	POL			
			BLUE	8	Niamh Charlotte KINEHAN	GBR			

Timing and Results provided by  TISSOT






Session Programme

As of FRI 15 JUL 2022

SESSION 1 - RING B

Contest No	Weight Category	Round	Color	Draw No	Name	Country Code	Points	Winner	Results Code
35	Men's -81kg	Quarterfinals	RED	5	Aaron ORTIZ	USA			
			BLUE	6	James AGATHE	MRI			
36	Men's -81kg	Quarterfinals	RED	7	Ilyass HBIBALI	UAE			
			BLUE	8	Matteo CELI	PER			

Legend:
No Number

Timing and Results provided by  **TISSOT**






Session Programme

As of FRI 15 JUL 2022

SESSION 2 - RING A

Contest No	Weight Category	Round	Color	Draw No	Name	Country Code	Points	Winner	Results Code
37	Men's -63.5kg	Semifinals	RED	1	Nouredine SAMIR	UAE			
			BLUE	3	Weerasak THARAKHAJAD	THA			
38	Men's -63.5kg	Semifinals	RED	6	Joe MUELLER	USA			
			BLUE	7	Igor LIUBCHENKO	UKR			
39	Women's -51kg	Semifinals	RED	2	Meriem EL MOUBARIK	MAR			
			BLUE	3	Gabriela KUZAWINSKA	POL			
40	Women's -51kg	Semifinals	RED	5	Rebecca HODL	AUT			
			BLUE	7	Monika CHOCHLIKOVA	SVK			
41	Men's -71kg	Semifinals	RED	1	Jordan WEILAND	USA			
			BLUE	3	Oleksandr YEFIMENKO	UKR			
42	Men's -71kg	Semifinals	RED	6	Abdelali ZAHIDI	MAR			
			BLUE	7	Thanet NITUTORN	THA			
43	Women's -57kg	Semifinals	RED	1	Tierra BRANDT	USA			
			BLUE	3	Alex TSANG	HKG			
44	Women's -57kg	Semifinals	RED	6	Iman BARLOW	GBR			
			BLUE	7	Patricia AXLING	SWE			
45	Men's -91kg	Semifinals	RED	1	Lukasz RADOSZ	POL			
			BLUE	4	Mathew BAKER	USA			
46	Men's -91kg	Semifinals	RED	5	Jacky JEANNE	FRA			
			BLUE	8	Oleh PRYIMACHOV	UKR			
47	Women's -63.5kg	Semifinals	RED	1	Erin CLAYTON	USA			
			BLUE	3	Zoe PUTORAK	AUS			
48	Women's -63.5kg	Semifinals	RED	5	Janejira WANKRUE	THA			
			BLUE	7	Nora CORNOLLE	FRA			

Timing and Results provided by  TISSOT




Session Programme

As of FRI 15 JUL 2022

SESSION 2 - RING B

Contest No	Weight Category	Round	Color	Draw No	Name	Country Code	Points	Winner	Results Code
49	Men's -57kg	Semifinals	RED	2	Saif ZAKZOOK	JOR			
			BLUE	3	Almaz SARSEMBEKOV	KAZ			
50	Men's -57kg	Semifinals	RED	6	Tran Duy Nhat NGUYEN	VIE			
			BLUE	8	Vladyslav MYKYTAS	UKR			
51	Women's -48kg	Semifinals	RED	1	Sarai MEDINA	ESP			
			BLUE	3	Regan GOWING	CAN			
52	Women's -48kg	Semifinals	RED	5	Janet GARCIA BORBON	USA			
			BLUE	7	Anastasiia KULINICH	UKR			
53	Men's -67kg	Semifinals	RED	1	Mohammed MARDI	UAE			
			BLUE	4	Hamza RACHID	MAR			
54	Men's -67kg	Semifinals	RED	6	Norbert SPETH	HUN			
			BLUE	8	Anueng KHATTHAMARASRI	THA			
55	Women's -54kg	Semifinals	RED	1	Yolanda SCHMIDT	AUS			
			BLUE	3	Ashley THINER	USA			
56	Women's -54kg	Semifinals	RED	6	Sveva MELILLO	ITA			
			BLUE	8	Laura BURGOS	MEX			
57	Men's -81kg	Semifinals	RED	1	Miguel PADILLA	MEX			
			BLUE	3	Diogo CALADO	POR			
58	Men's -81kg	Semifinals	RED	5	Aaron ORTIZ	USA			
			BLUE	7	Ilyass HBIBALI	UAE			
59	Women's -60kg	Semifinals	RED	1	Ajsa Adel SANDORFI	HUN			
			BLUE	4	Charlsey MANER	USA			
60	Women's -60kg	Semifinals	RED	5	Nili BLOCK	ISR			
			BLUE	8	Niamh Charlotte KINEHAN	GBR			

Legend:
No Number

Timing and Results provided by  **TISSOT**




Session Programme

As of SAT 16 JUL 2022

SESSION 3 - RING A

Contest No	Weight Category	Round	Color	Draw No	Name	Country Code	Points	Winner	Results Code
61	Women's -48kg	Gold Medal Match	RED	3	Regan GOWING	CAN			
			BLUE	7	Anastasiia KULINICH	UKR			
62	Women's -51kg	Gold Medal Match	RED	2	Meriem EL MOUBARIK	MAR			
			BLUE	7	Monika CHOCHLIKOVA	SVK			
63	Men's -57kg	Gold Medal Match	RED	3	Almaz SARSEMBEKOV	KAZ			
			BLUE	6	Tran Duy Nhat NGUYEN	VIE			
64	Men's -63.5kg	Gold Medal Match	RED	3	Weerasak THARAKHAJAD	THA			
			BLUE	7	Igor LIUBCHENKO	UKR			
65	Women's -54kg	Gold Medal Match	RED	3	Ashley THINER	USA			
			BLUE	6	Sveva MELILLO	ITA			
66	Women's -57kg	Gold Medal Match	RED	1	Tierra BRANDT	USA			
			BLUE	6	Iman BARLOW	GBR			
67	Men's -67kg	Gold Medal Match	RED	4	Hamza RACHID	MAR			
			BLUE	8	Anueng KHATTHAMARASRI	THA			
68	Men's -71kg	Gold Medal Match	RED	3	Oleksandr YEFIMENKO	UKR			
			BLUE	7	Thanet NITUTORN	THA			
69	Women's -60kg	Gold Medal Match	RED	4	Charlsey MANER	USA			
			BLUE	5	Nili BLOCK	ISR			
70	Women's -63.5kg	Gold Medal Match	RED	3	Zoe PUTORAK	AUS			
			BLUE	7	Nora CORNOLLE	FRA			
71	Men's -81kg	Gold Medal Match	RED	3	Diogo CALADO	POR			
			BLUE	5	Aaron ORTIZ	USA			
72	Men's -91kg	Gold Medal Match	RED	4	Mathew BAKER	USA			
			BLUE	8	Oleh PRYIMACHOV	UKR			

Timing and Results provided by  TISSOT






Session Programme

As of SAT 16 JUL 2022

SESSION 3 - RING B

Contest No	Weight Category	Round	Color	Draw No	Name	Country Code	Points	Winner	Results Code
73	Women's -48kg	Bronze Medal Match	RED	1	Sarai MEDINA	ESP			
			BLUE	5	Janet GARCIA BORBON	USA			
74	Women's -51kg	Bronze Medal Match	RED	3	Gabriela KUZAWINSKA	POL			
			BLUE	5	Rebecca HODL	AUT			
75	Men's -57kg	Bronze Medal Match	RED	2	Saif ZAKZOOK	JOR			
			BLUE	8	Vladislav MYKYTAS	UKR			
76	Men's -63.5kg	Bronze Medal Match	RED	1	Nouredine SAMIR	UAE			
			BLUE	6	Joe MUELLER	USA			
77	Women's -54kg	Bronze Medal Match	RED	1	Yolanda SCHMIDT	AUS			
			BLUE	8	Laura BURGOS	MEX			
78	Women's -57kg	Bronze Medal Match	RED	3	Alex TSANG	HKG			
			BLUE	7	Patricia AXLING	SWE			
79	Men's -67kg	Bronze Medal Match	RED	1	Mohammed MARDI	UAE			
			BLUE	6	Norbert SPETH	HUN			
80	Men's -71kg	Bronze Medal Match	RED	1	Jordan WEILAND	USA			
			BLUE	6	Abdelali ZAHIDI	MAR			
81	Women's -60kg	Bronze Medal Match	RED	1	Ajsa Adel SANDORFI	HUN			
			BLUE	8	Niamh Charlotte KINEHAN	GBR			
82	Women's -63.5kg	Bronze Medal Match	RED	1	Erin CLAYTON	USA			
			BLUE	5	Janejira WANKRUE	THA			
83	Men's -81kg	Bronze Medal Match	RED	1	Miguel PADILLA	MEX			
			BLUE	7	Ilyass HBIBALI	UAE			
84	Men's -91kg	Bronze Medal Match	RED	1	Lukasz RADOSZ	POL			
			BLUE	5	Jacky JEANNE	FRA			

Legend:
No Number

Timing and Results provided by  TISSOT






Results Summary

As of FRI 15 JUL 2022

SESSION 1 - RING A

Contest No	Weight Category	Round	Color	Draw No	Name	Country Code	Points	Winner	Dec.	Officials
1	Women's -51kg	Quarterfinals	RED	1	Wansawang SRILA-OR	THA	28		WP	
			BLUE	2	Meriem EL MOUBARIK	MAR	29	X		
2	Women's -51kg	Quarterfinals	RED	3	Gabriela KUZAWINSKA	POL	30	X	WP	
			BLUE	4	Aurore dos SANTOS	FRA	27			
3	Women's -51kg	Quarterfinals	RED	5	Rebecca HODL	AUT	29	X	WP	
			BLUE	6	Fresha SHERZAD	AFG	28			
4	Women's -51kg	Quarterfinals	RED	7	Monika CHOCHLIKOVA	SVK	29	X	WP	
			BLUE	8	Angela BAHR	USA	28			
5	Men's -63.5kg	Quarterfinals	RED	1	Nouredine SAMIR	UAE	30	X	WP	
			BLUE	2	Cosimo FRATONI	ITA	27			
6	Men's -63.5kg	Quarterfinals	RED	3	Weerasak THARAKHAJAD	THA	30	X	WP	
			BLUE	4	Lukas MANDINEC	SVK	26			
7	Men's -63.5kg	Quarterfinals	RED	5	Yongcheol KWON	KOR	28		WP	
			BLUE	6	Joe MUELLER	USA	29	X		
8	Men's -63.5kg	Quarterfinals	RED	7	Igor LIUBCHENKO	UKR	30	X	WP	
			BLUE	8	Abil GALIYEV	KAZ	26			
9	Women's -57kg	Quarterfinals	RED	5	Matilde RODRIGUES	POR	26		WP	
			BLUE	6	Iman BARLOW	GBR	30	X		
10	Women's -57kg	Quarterfinals	RED	7	Patricia AXLING	SWE	30	X	WP	
			BLUE	8	Anaëlle ANGERVILLE	FRA	27			
11	Men's -67kg	Quarterfinals	RED	3	Javier SEGURA SAEZ	ESP	27		WP	
			BLUE	4	Hamza RACHID	MAR	30	X		
12	Men's -67kg	Quarterfinals	RED	5	Travis PETRALBA	USA	17		RSC	
			BLUE	6	Norbert SPETH	HUN	20	X		
13	Men's -67kg	Quarterfinals	RED	7	Dimos ASIMAKOPOULOS	GRE	27		WP	
			BLUE	8	Anueng KHATTHAMARASRI	THA	30	X		
14	Women's -63.5kg	Quarterfinals	RED	5	Janejira WANKRUE	THA	29	X	WP	
			BLUE	6	Leeana Christylle BADE	PHI	28			
15	Women's -63.5kg	Quarterfinals	RED	7	Nora CORNOLLE	FRA	10	X	RSC	
			BLUE	8	Savannah FODEN	CAN	9			

Timing and Results provided by  TISSOT




Results Summary

As of FRI 15 JUL 2022

SESSION 1 - RING A

Contest No	Weight Category	Round	Color	Draw No	Name	Country Code	Points	Winner	Dec.	Officials
16	Men's -91kg	Quarterfinals	RED	3	Jakub KLAUDA	CZE	28		WP	
			BLUE	4	Mathew BAKER	USA	29	X		
17	Men's -91kg	Quarterfinals	RED	5	Jacky JEANNE	FRA	9	X	RSC	
			BLUE	6	Martello JONES	CAN	10			
18	Men's -91kg	Quarterfinals	RED	7	Fanat KAKHRAMONOV	UZB	0		KO-B	
			BLUE	8	Oleh PRYIMACHOV	UKR	0	X		

Timing and Results provided by  TISSOT






Results Summary

As of FRI 15 JUL 2022

SESSION 1 - RING B

Contest No	Weight Category	Round	Color	Draw No	Name	Country Code	Points	Winner	Dec.	Officials
19	Women's -48kg	Quarterfinals	RED	3	Regan GOWING	CAN	29	X	WP	
			BLUE	4	Oumaima BELOUARRAT	MAR	28			
20	Women's -48kg	Quarterfinals	RED	5	Janet GARCIA BORBON	USA	29	X	WP	
			BLUE	6	Tessa KAKKONEN	FIN	28			
21	Women's -48kg	Quarterfinals	RED	7	Anastasiia KULINICH	UKR	10	X	RSC	
			BLUE	8	Kawsar SHERZAD	AFG	9			
22	Men's -57kg	Quarterfinals	RED	1	Austin AMELL	USA	0		RSC-H	
			BLUE	2	Saif ZAKZOOK	JOR	0	X		
23	Men's -57kg	Quarterfinals	RED	3	Almaz SARSEMBEKOV	KAZ	20	X	RET	
			BLUE	4	Ali Sina SAKHIZADA	AFG	17			
24	Men's -57kg	Quarterfinals	RED	5	Rui BOTELHO	POR	27		WP	
			BLUE	6	Tran Duy Nhat NGUYEN	VIE	30	X		
25	Men's -57kg	Quarterfinals	RED	7	Phillip DELARMINO	PHI	28		WP	
			BLUE	8	Vladyslav MYKYTAS	UKR	30	X		
26	Women's -54kg	Quarterfinals	RED	3	Ashley THINER	USA	30	X	WP	
			BLUE	4	Viktorie BULINOVA	CZE	27			
27	Women's -54kg	Quarterfinals	RED	5	Yumiko KAWANO	CAN	18		RSC	
			BLUE	6	Sveva MELILLO	ITA	20	X		
28	Women's -54kg	Quarterfinals	RED	7	Atenea FLORES-PERTEGAS	GER	27		WP	
			BLUE	8	Laura BURGOS	MEX	30	X		
29	Men's -71kg	Quarterfinals	RED	3	Oleksandr YEFIMENKO	UKR	29	X	WP	
			BLUE	4	Goncalo NOITES	POR	28			
30	Men's -71kg	Quarterfinals	RED	5	Amine ALMOATASSIME	UAE	27		WP	
			BLUE	6	Abdelali ZAHIDI	MAR	30	X		
31	Men's -71kg	Quarterfinals	RED	7	Thanet NITUTORN	THA	30	X	WP	
			BLUE	8	Itai GERSHON	ISR	27			
32	Women's -60kg	Quarterfinals	RED	3	Nina SCHEUCHER	AUT	27		WP	
			BLUE	4	Charlsey MANER	USA	30	X		
33	Women's -60kg	Quarterfinals	RED	5	Nili BLOCK	ISR	30	X	WP	
			BLUE	6	Ewin ATES	SWE	27			

Timing and Results provided by  TISSOT



Results Summary


As of FRI 15 JUL 2022

SESSION 1 - RING B

Contest No	Weight Category	Round	Color	Draw No	Name	Country Code	Points	Winner	Dec.	Officials
34	Women's -60kg	Quarterfinals	RED	7	Dominika FILEC	POL	27		WP	
			BLUE	8	Niamh Charlotte KINEHAN	GBR	30	X		
35	Men's -81kg	Quarterfinals	RED	5	Aaron ORTIZ	USA		X	WO	
			BLUE	6	James AGATHE	MRI				
36	Men's -81kg	Quarterfinals	RED	7	Ilyass HBIBALI	UAE	30	X	WP	
			BLUE	8	Matteo CELI	PER	27			

Legend:

Dec.	Decision	J	Judge
KO-B	Win by Knock-out-Hard Body Blows	No	Number
R	Referee	RET	Win by Retirement
RSC	Win by Referee Stopping Contest	RSC-H	Win by Referee Stopping Contest-Hard Head Blows
WO	Win by Walk-over	WP	Win on Points

Timing and Results provided by  **TISSOT**




Results Summary

As of SAT 16 JUL 2022

SESSION 2 - RING A

Contest No	Weight Category	Round	Color	Draw No	Name	Country Code	Points	Winner	Dec.	Officials
37	Men's -63.5kg	Semifinals	RED	1	Nouredine SAMIR	UAE	28		WP	
			BLUE	3	Weerasak THARAKHAJAD	THA	29	X		
38	Men's -63.5kg	Semifinals	RED	6	Joe MUELLER	USA	27		WP	
			BLUE	7	Igor LIUBCHENKO	UKR	30	X		
39	Women's -51kg	Semifinals	RED	2	Meriem EL MOUBARIK	MAR	30	X	WP	
			BLUE	3	Gabriela KUZAWINSKA	POL	27			
40	Women's -51kg	Semifinals	RED	5	Rebecca HODL	AUT	27		WP	
			BLUE	7	Monika CHOCHLIKOVA	SVK	30	X		
41	Men's -71kg	Semifinals	RED	1	Jordan WEILAND	USA	27		WP	
			BLUE	3	Oleksandr YEFIMENKO	UKR	30	X		
42	Men's -71kg	Semifinals	RED	6	Abdelali ZAHIDI	MAR			WO	
			BLUE	7	Thanet NITUTORN	THA		X		
43	Women's -57kg	Semifinals	RED	1	Tierra BRANDT	USA	30	X	WP	
			BLUE	3	Alex TSANG	HKG	27			
44	Women's -57kg	Semifinals	RED	6	Iman BARLOW	GBR	30	X	WP	
			BLUE	7	Patricia AXLING	SWE	27			
45	Men's -91kg	Semifinals	RED	1	Lukasz RADOSZ	POL	27		WP	
			BLUE	4	Mathew BAKER	USA	30	X		
46	Men's -91kg	Semifinals	RED	5	Jacky JEANNE	FRA	0		RSC-In	
			BLUE	8	Oleh PRYIMACHOV	UKR	0	X		
47	Women's -63.5kg	Semifinals	RED	1	Erin CLAYTON	USA	27		WP	
			BLUE	3	Zoe PUTORAK	AUS	30	X		
48	Women's -63.5kg	Semifinals	RED	5	Janejira WANKRUE	THA	28		WP	
			BLUE	7	Nora CORNOLLE	FRA	29	X		

Timing and Results provided by  TISSOT






Results Summary

As of SAT 16 JUL 2022

SESSION 2 - RING B

Contest No	Weight Category	Round	Color	Draw No	Name	Country Code	Points	Winner	Dec.	Officials
49	Men's -57kg	Semifinals	RED	2	Saif ZAKZOOK	JOR	28		WP	
			BLUE	3	Almaz SARSEMBEKOV	KAZ	29	X		
50	Men's -57kg	Semifinals	RED	6	Tran Duy Nhat NGUYEN	VIE	29	X	WP	
			BLUE	8	Vladyslav MYKYTAS	UKR	28			
51	Women's -48kg	Semifinals	RED	1	Sarai MEDINA	ESP	27		WP	
			BLUE	3	Regan GOWING	CAN	30	X		
52	Women's -48kg	Semifinals	RED	5	Janet GARCIA BORBON	USA	28		WP	
			BLUE	7	Anastasiia KULINICH	UKR	29	X		
53	Men's -67kg	Semifinals	RED	1	Mohammed MARDI	UAE	27		WP	
			BLUE	4	Hamza RACHID	MAR	30	X		
54	Men's -67kg	Semifinals	RED	6	Norbert SPETH	HUN	27		WP	
			BLUE	8	Anueng KHATTHAMARASRI	THA	30	X		
55	Women's -54kg	Semifinals	RED	1	Yolanda SCHMIDT	AUS	27		WP	
			BLUE	3	Ashley THINER	USA	30	X		
56	Women's -54kg	Semifinals	RED	6	Sveva MELILLO	ITA	29	X	WP	
			BLUE	8	Laura BURGOS	MEX	28			
57	Men's -81kg	Semifinals	RED	1	Miguel PADILLA	MEX	28		WP	
			BLUE	3	Diogo CALADO	POR	29	X		
58	Men's -81kg	Semifinals	RED	5	Aaron ORTIZ	USA	30	X	WP	
			BLUE	7	Ilyass HBIBALI	UAE	27			
59	Women's -60kg	Semifinals	RED	1	Ajsa Adel SANDORFI	HUN	28		WP	
			BLUE	4	Charlsey MANER	USA	29	X		
60	Women's -60kg	Semifinals	RED	5	Nili BLOCK	ISR	30	X	WP	
			BLUE	8	Niamh Charlotte KINEHAN	GBR	27			

Legend:			
Dec.	Decision	J	Judge
No	Number	R	Referee
RSC-In	Win by Referee Stopping Contest - Injury	WO	Win by Walk-over
WP	Win on Points		

Timing and Results provided by  TISSOT




Results Summary

As of SUN 17 JUL 2022

SESSION 3 - RING A

Contest No	Weight Category	Round	Color	Draw No	Name	Country Code	Points	Winner	Dec.	Officials
61	Women's -48kg	Gold Medal Match	RED	3	Regan GOWING	CAN	27		WP	
			BLUE	7	Anastasiia KULINICH	UKR	30	X		
62	Women's -51kg	Gold Medal Match	RED	2	Meriem EL MOUBARIK	MAR	27		WP	
			BLUE	7	Monika CHOCHLIKOVA	SVK	30	X		
63	Men's -57kg	Gold Medal Match	RED	3	Almaz SARSEMBEKOV	KAZ	28		WP	
			BLUE	6	Tran Duy Nhat NGUYEN	VIE	29	X		
64	Men's -63.5kg	Gold Medal Match	RED	3	Weerasak THARAKHAJAD	THA	29		DRAW	
			BLUE	7	Igor LIUBCHENKO	UKR	29	X		
65	Women's -54kg	Gold Medal Match	RED	3	Ashley THINER	USA	28		WP	
			BLUE	6	Sveva MELILLO	ITA	29	X		
66	Women's -57kg	Gold Medal Match	RED	1	Tierra BRANDT	USA	28		WP	
			BLUE	6	Iman BARLOW	GBR	29	X		
67	Men's -67kg	Gold Medal Match	RED	4	Hamza RACHID	MAR	27		WP	
			BLUE	8	Anueng KHATTHAMARASRI	THA	30	X		
68	Men's -71kg	Gold Medal Match	RED	3	Oleksandr YEFIMENKO	UKR	27		WP	
			BLUE	7	Thanet NITUTORN	THA	30	X		
69	Women's -60kg	Gold Medal Match	RED	4	Charlsey MANER	USA	30	X	WP	
			BLUE	5	Nili BLOCK	ISR	27			
70	Women's -63.5kg	Gold Medal Match	RED	3	Zoe PUTORAK	AUS	20	X	RSC-H	
			BLUE	7	Nora CORNOLLE	FRA	18			
71	Men's -81kg	Gold Medal Match	RED	3	Diogo CALADO	POR	28		WP	
			BLUE	5	Aaron ORTIZ	USA	29	X		
72	Men's -91kg	Gold Medal Match	RED	4	Mathew BAKER	USA	27		WP	
			BLUE	8	Oleh PRYIMACHOV	UKR	30	X		

Timing and Results provided by  TISSOT




Results Summary

As of SUN 17 JUL 2022

SESSION 3 - RING B

Contest No	Weight Category	Round	Color	Draw No	Name	Country Code	Points	Winner	Dec.	Officials
73	Women's -48kg	Bronze Medal Match	RED	1	Sarai MEDINA	ESP	0		WO	
			BLUE	5	Janet GARCIA BORBON	USA	0	X		
74	Women's -51kg	Bronze Medal Match	RED	3	Gabriela KUZAWINSKA	POL	30	X	WP	
			BLUE	5	Rebecca HODL	AUT	27			
75	Men's -57kg	Bronze Medal Match	RED	2	Saif ZAKZOOK	JOR	0		WO	
			BLUE	8	Vladyslav MYKYTAS	UKR	0	X		
76	Men's -63.5kg	Bronze Medal Match	RED	1	Nouredine SAMIR	UAE	10	X	RSC-H	
			BLUE	6	Joe MUELLER	USA	9			
77	Women's -54kg	Bronze Medal Match	RED	1	Yolanda SCHMIDT	AUS	28		WP	
			BLUE	8	Laura BURGOS	MEX	29	X		
78	Women's -57kg	Bronze Medal Match	RED	3	Alex TSANG	HKG	17		WP	
			BLUE	7	Patricia AXLING	SWE	20	X		
79	Men's -67kg	Bronze Medal Match	RED	1	Mohammed MARDI	UAE	0		WO	
			BLUE	6	Norbert SPETH	HUN	0	X		
80	Men's -71kg	Bronze Medal Match	RED	1	Jordan WEILAND	USA	0	X	WO	
			BLUE	6	Abdelali ZAHIDI	MAR	0			
81	Women's -60kg	Bronze Medal Match	RED	1	Ajsa Adel SANDORFI	HUN	0	X	WO	
			BLUE	8	Niamh Charlotte KINEHAN	GBR	0			
82	Women's -63.5kg	Bronze Medal Match	RED	1	Erin CLAYTON	USA	30	X	WP	
			BLUE	5	Janejira WANKRUE	THA	27			
83	Men's -81kg	Bronze Medal Match	RED	1	Miguel PADILLA	MEX	27		WP	
			BLUE	7	Ilyass HBIBALI	UAE	30	X		
84	Men's -91kg	Bronze Medal Match	RED	1	Lukasz RADOSZ	POL	0	X	WO	
			BLUE	5	Jacky JEANNE	FRA	0			

Legend:			
Dec.	Decision	J	Judge
No	Number	R	Referee
RSC-H	Win by Referee Stopping Contest-Hard Head Blows	WO	Win by Walk-over
WP	Win on Points		

Timing and Results provided by  TISSOT





Medallists by Event

After 12 of 12 Events

Event Name	Date	Medal	Name	Country Code
Men's -57kg	SUN 17 JUL	GOLD	Tran Duy Nhat NGUYEN	VIE
		SILVER	Almaz SARSEMBEKOV	KAZ
		BRONZE	Vladyslav MYKYTAS	UKR
Men's -63.5kg	SUN 17 JUL	GOLD	Igor LIUBCHENKO	UKR
		SILVER	Weerasak THARAKHAJAD	THA
		BRONZE	Nouredine SAMIR	UAE
Men's -67kg	SUN 17 JUL	GOLD	Anueng KHATTHAMARASRI	THA
		SILVER	Hamza RACHID	MAR
		BRONZE	Norbert SPETH	HUN
Men's -71kg	SUN 17 JUL	GOLD	Thanet NITUTORN	THA
		SILVER	Oleksandr YEFIMENKO	UKR
		BRONZE	Jordan WEILAND	USA
Men's -81kg	SUN 17 JUL	GOLD	Aaron ORTIZ	USA
		SILVER	Diogo CALADO	POR
		BRONZE	Ilyass HBIBALI	UAE
Men's -91kg	SUN 17 JUL	GOLD	Oleh PRYIMACHOV	UKR
		SILVER	Mathew BAKER	USA
		BRONZE	Lukasz RADOSZ	POL
Women's -48kg	SUN 17 JUL	GOLD	Anastasiia KULINICH	UKR
		SILVER	Regan GOWING	CAN
		BRONZE	Janet GARCIA BORBON	USA
Women's -51kg	SUN 17 JUL	GOLD	Monika CHOCHLIKOVA	SVK
		SILVER	Meriem EL MOUBARIK	MAR
		BRONZE	Gabriela KUZAWINSKA	POL
Women's -54kg	SUN 17 JUL	GOLD	Sveva MELILLO	ITA
		SILVER	Ashley THINER	USA
		BRONZE	Laura BURGOS	MEX
Women's -57kg	SUN 17 JUL	GOLD	Iman BARLOW	GBR
		SILVER	Tierra BRANDT	USA
		BRONZE	Patricia AXLING	SWE
Women's -60kg	SUN 17 JUL	GOLD	Charlsey MANER	USA
		SILVER	Nili BLOCK	ISR
		BRONZE	Ajsa Adel SANDORFI	HUN
Women's -63.5kg	SUN 17 JUL	GOLD	Zoe PUTORAK	AUS
		SILVER	Nora CORNOLLE	FRA
		BRONZE	Erin CLAYTON	USA

Timing and Results provided by  TISSOT



BIRMINGHAM

Greater Birmingham Convention & Visitors Bureau



REGIONS



Protective



BlueCross BlueShield of Alabama





Medal Standings

After 12 of 12 Events

Rank	Country	Men				Women				Total				Rank by Total
		G	S	B	Tot	G	S	B	Tot	G	S	B	Tot	
1	UKR - Ukraine	2	1	1	4	1			1	3	1	1	5	2
2	USA - United States of America	1	1	1	3	1	2	2	5	2	3	3	8	1
3	THA - Thailand	2	1		3					2	1		3	3
4	AUS - Australia					1			1	1			1	=8
4	GBR - Great Britain					1			1	1			1	=8
4	ITA - Italy					1			1	1			1	=8
4	SVK - Slovakia					1			1	1			1	=8
4	VIE - Vietnam	1			1					1			1	=8
9	MAR - Morocco		1		1		1		1		2		2	=4
10	CAN - Canada						1		1		1		1	=8
10	FRA - France						1		1		1		1	=8
10	ISR - Israel						1		1		1		1	=8
10	KAZ - Kazakhstan		1		1						1		1	=8
10	POR - Portugal		1		1						1		1	=8
15	HUN - Hungary			1	1			1	1			2	2	=4
15	POL - Poland			1	1			1	1			2	2	=4
15	UAE - United Arab Emirates			2	2							2	2	=4
18	MEX - Mexico							1	1			1	1	=8
18	SWE - Sweden							1	1			1	1	=8
Total:		6	6	6	18	6	6	6	18	12	12	12	36	

Legend:
 = Equal sign indicates that two or more NOCs share the same rank by total **B** Bronze **G** Gold **S** Silver **Tot** Total

Timing and Results provided by  **TISSOT**





Muaythai

Men's -57kg





Entry List by Event

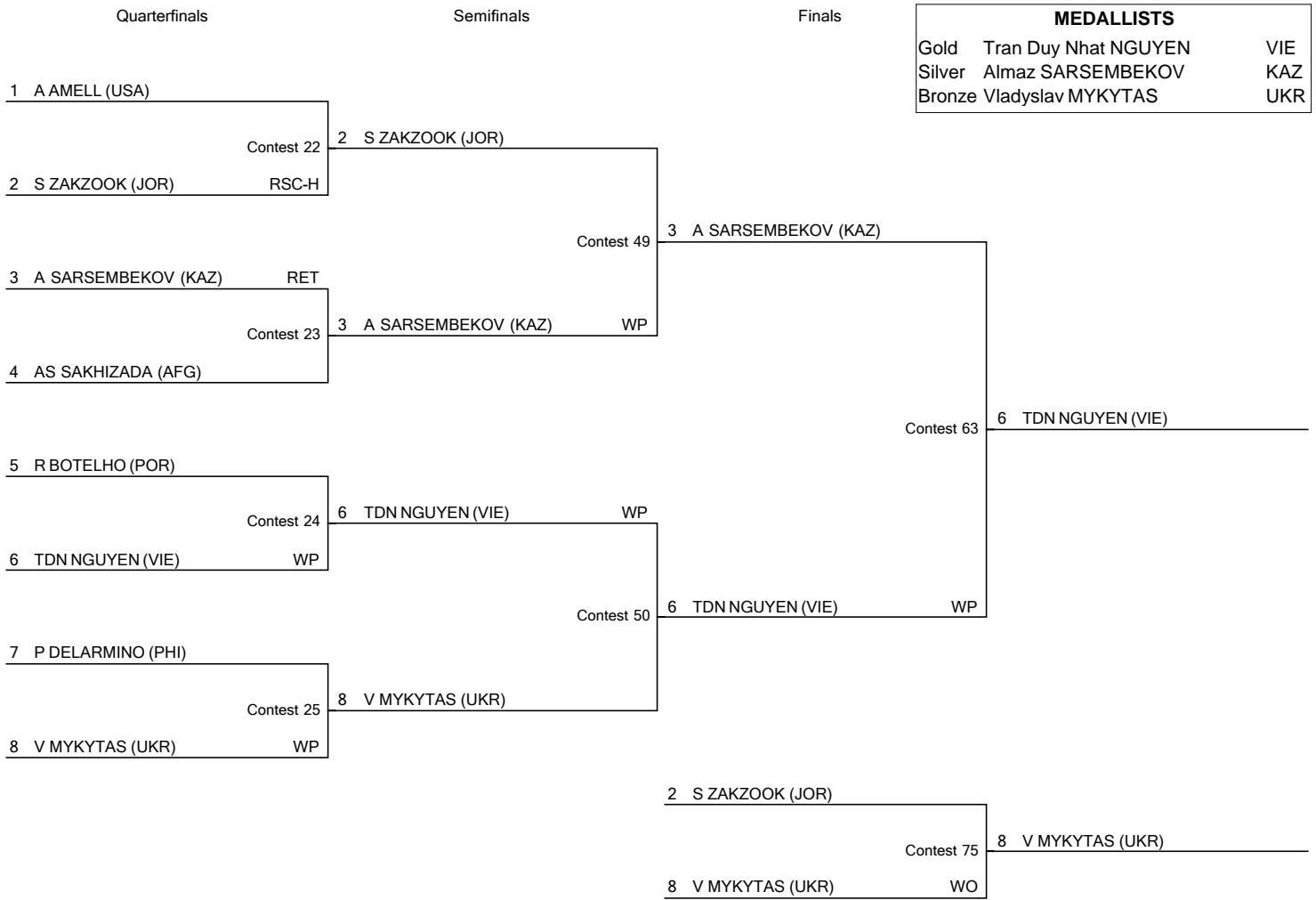
Country	Bib Number	Name	Date of Birth
AFG - Afghanistan	4	Ali Sina SAKHIZADA	11 NOV 2002
JOR - Jordan	2	Saif ZAKZOOK	14 NOV 1991
KAZ - Kazakhstan	3	Almaz SARSEMBEKOV	20 FEB 1996
PHI - Philippines	7	Phillip DELARMINO	9 NOV 1990
POR - Portugal	5	Rui BOTELHO	25 NOV 1994
UKR - Ukraine	8	Vladyslav MYKYTAS	16 SEP 1995
USA - United States of America	1	Austin AMELL	13 AUG 1996
VIE - Vietnam	6	Tran Duy Nhat NGUYEN	21 MAR 1989





Brackets

As of SUN 17 JUL 2022



Legend:			
RET	Win by Retirement	RSC-H	Win by Referee Stopping Contest-Hard Head Blows
WO	Win by Walk-over	WP	Win on Points

Timing and Results provided by **TISSOT**





Medallists

Medal	Name	Country
GOLD	Tran Duy Nhat NGUYEN	VIE - Vietnam
SILVER	Almaz SARSEMBEKOV	KAZ - Kazakhstan
BRONZE	Vladyslav MYKYTAS	UKR - Ukraine

Timing and Results provided by  TISSOT





Muaythai

Men's -63.5kg





Entry List by Event

Country	Bib Number	Name	Date of Birth
ITA - Italy	2	Cosimo FRATONI	12 JAN 1990
KAZ - Kazakhstan	8	Abil GALIYEV	12 MAY 1996
KOR - Republic of Korea	5	Yongcheol KWON	24 JUL 1996
SVK - Slovakia	4	Lukas MANDINEC	5 OCT 1989
THA - Thailand	3	Weerasak THARAKHAJAD	27 OCT 1996
UAE - United Arab Emirates	1	Nouredine SAMIR	20 MAR 1990
UKR - Ukraine	7	Igor LIUBCHENKO	16 MAR 1991
USA - United States of America	6	Joe MUELLER	30 NOV 1989






Brackets

As of SUN 17 JUL 2022



Legend:
RSC-H Win by Referee Stopping Contest-Hard Head Blows **WP** Win on Points

Timing and Results provided by 





Medallists

Medal	Name	Country
GOLD	Igor LIUBCHENKO	UKR - Ukraine
SILVER	Weerasak THARAKHAJAD	THA - Thailand
BRONZE	Nouredine SAMIR	UAE - United Arab Emirates





Muaythai

Men's -67kg





Entry List by Event

Country	Bib Number	Name	Date of Birth
ESP - Spain	3	Javier SEGURA SAEZ	7 DEC 1995
GRE - Greece	7	Dimos ASIMAKOPOULOS	22 DEC 1993
HUN - Hungary	6	Norbert SPETH	30 APR 1995
MAR - Morocco	4	Hamza RACHID	1 SEP 1999
THA - Thailand	8	Anueng KHATTHAMARASRI	24 MAR 1993
UAE - United Arab Emirates	1	Mohammed MARDI	26 SEP 2001
USA - United States of America	5	Travis PETRALBA	23 JUL 1988





Brackets

As of SUN 17 JUL 2022

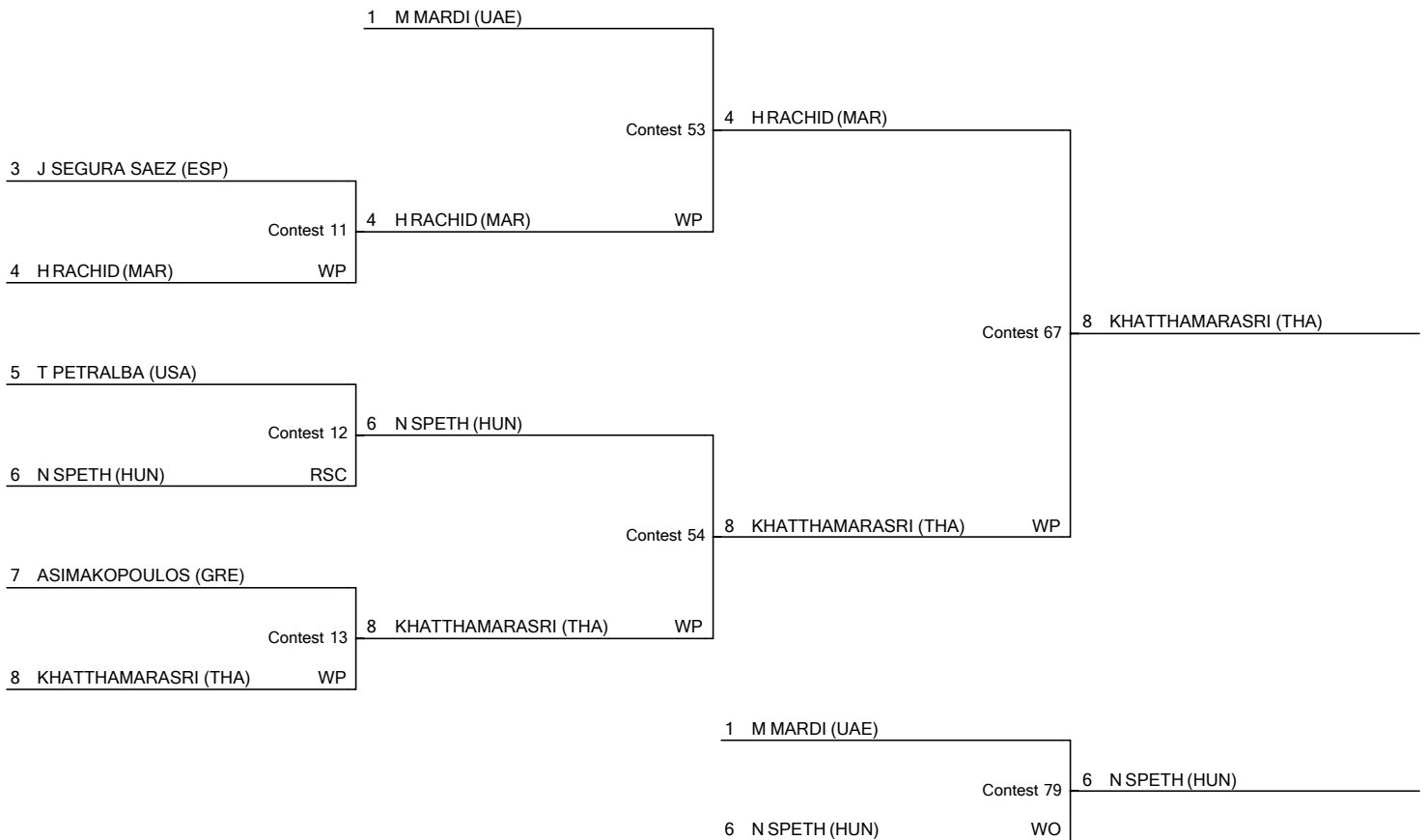
Quarterfinals

Semifinals


Finals

MEDALLISTS

Gold	Anueng KHATTHAMARASRI	THA
Silver	Hamza RACHID	MAR
Bronze	Norbert SPETH	HUN



Legend:			
RSC	Win by Referee Stopping Contest	WO	Win by Walk-over
WP	Win on Points		

Timing and Results provided by  TISSOT





Medallists

Medal	Name	Country
GOLD	Anueng KHATTHAMARASRI	THA - Thailand
SILVER	Hamza RACHID	MAR - Morocco
BRONZE	Norbert SPETH	HUN - Hungary





Muaythai

Men's -71kg





Entry List by Event

Country	Bib Number	Name	Date of Birth
ISR - Israel	8	Itai GERSHON	27 MAY 1993
MAR - Morocco	6	Abdelali ZAHIDI	8 JUL 1999
POR - Portugal	4	Goncalo NOITES	14 JAN 2001
THA - Thailand	7	Thanet NITUTORN	23 FEB 2001
UAE - United Arab Emirates	5	Amine ALMOATASSIME	8 SEP 1994
UKR - Ukraine	3	Oleksandr YEFIMENKO	2 OCT 2001
USA - United States of America	1	Jordan WEILAND	8 MAY 1991





Brackets

As of SUN 17 JUL 2022

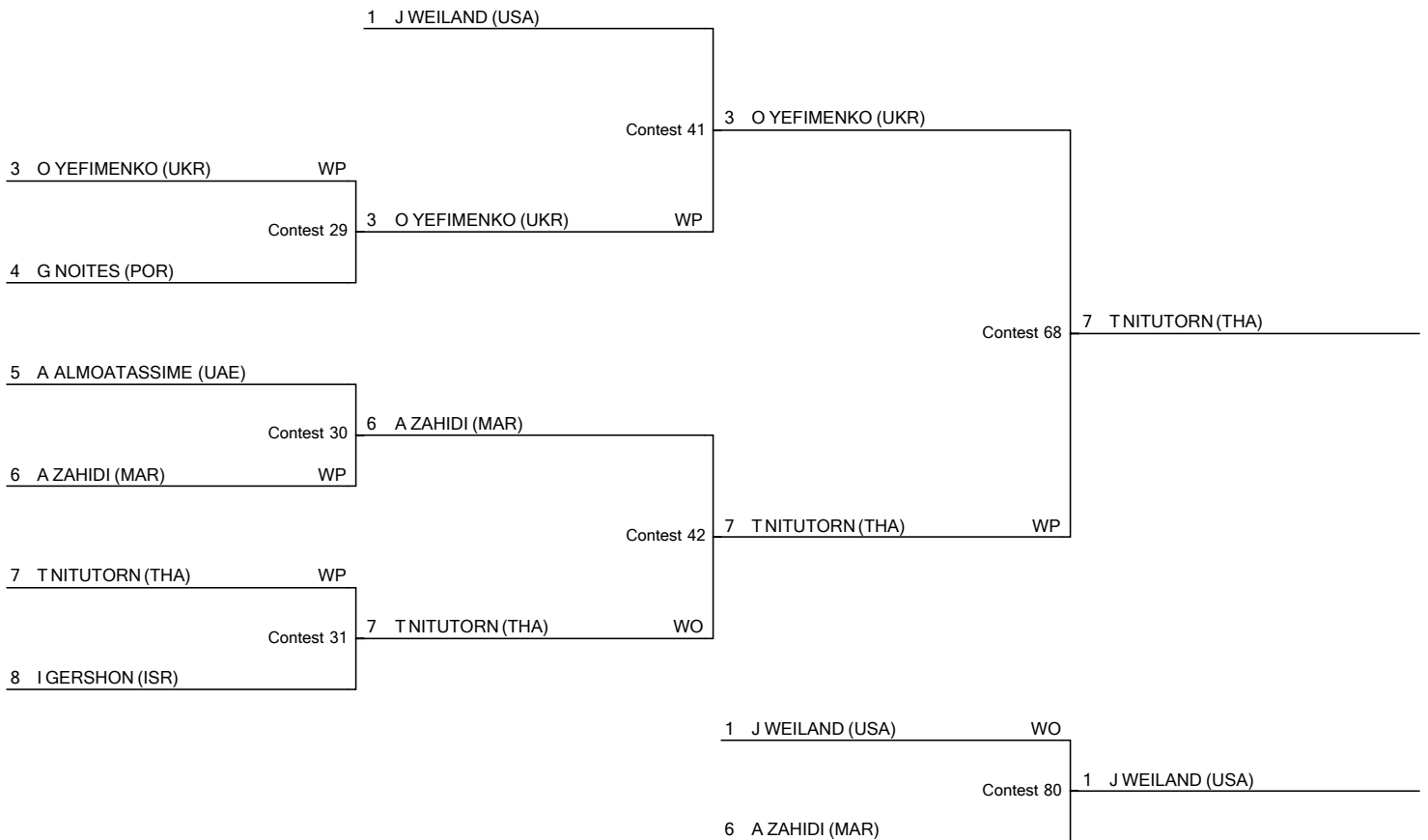
Quarterfinals

Semifinals


Finals

MEDALLISTS

Gold	Thanet NITUTORN	THA
Silver	Oleksandr YEFIMENKO	UKR
Bronze	Jordan WEILAND	USA



Legend:	WO Win by Walk-over	WP Win on Points
----------------	----------------------------	-------------------------

Timing and Results provided by 



Medallists

Medal	Name	Country
GOLD	Thanet NITUTORN	THA - Thailand
SILVER	Oleksandr YEFIMENKO	UKR - Ukraine
BRONZE	Jordan WEILAND	USA - United States of America





Muaythai

Men's -81kg





Entry List by Event

Country	Bib Number	Name	Date of Birth
MEX - Mexico	1	Miguel PADILLA	6 MAY 1990
MRI - Mauritius	6	James AGATHE	15 MAY 1983
PER - Peru	8	Matteo CELI	24 APR 1989
POR - Portugal	3	Diogo CALADO	17 JUL 1990
UAE - United Arab Emirates	7	Ilyass HBIBALI	26 AUG 1991
USA - United States of America	5	Aaron ORTIZ	10 FEB 1998





Brackets

As of SUN 17 JUL 2022

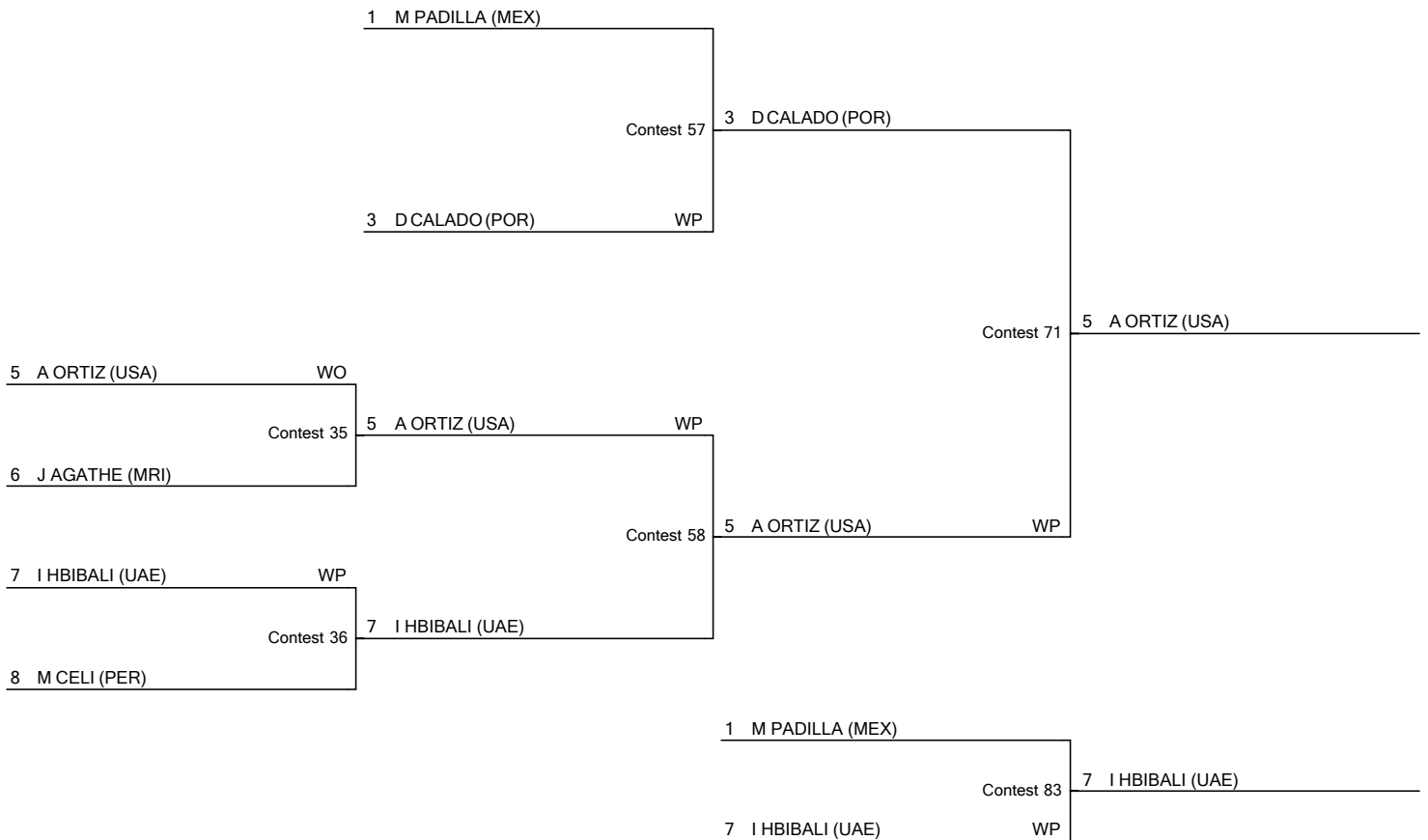
Quarterfinals

Semifinals


Finals

MEDALLISTS

Gold	Aaron ORTIZ	USA
Silver	Diogo CALADO	POR
Bronze	Ilyass HBIBALI	UAE



Legend:	WO Win by Walk-over	WP Win on Points
----------------	----------------------------	-------------------------

Timing and Results provided by 



Medallists

Medal	Name	Country
GOLD	Aaron ORTIZ	USA - United States of America
SILVER	Diogo CALADO	POR - Portugal
BRONZE	Ilyass HBIBALI	UAE - United Arab Emirates

Timing and Results provided by  TISSOT





Muaythai

Men's -91kg





Entry List by Event

Country	Bib Number	Name	Date of Birth
CAN - Canada	6	Martello JONES	9 MAR 1985
CZE - Czech Republic	3	Jakub KLAUDA	28 DEC 1992
FRA - France	5	Jacky JEANNE	30 JUL 1993
POL - Poland	1	Lukasz RADOSZ	8 JUN 1993
UKR - Ukraine	8	Oleh PRYIMACHOV	11 NOV 1989
USA - United States of America	4	Mathew BAKER	21 MAY 1991
UZB - Uzbekistan	7	Fanat KAKHRAMONOV	24 MAR 1998





Brackets

As of SUN 17 JUL 2022

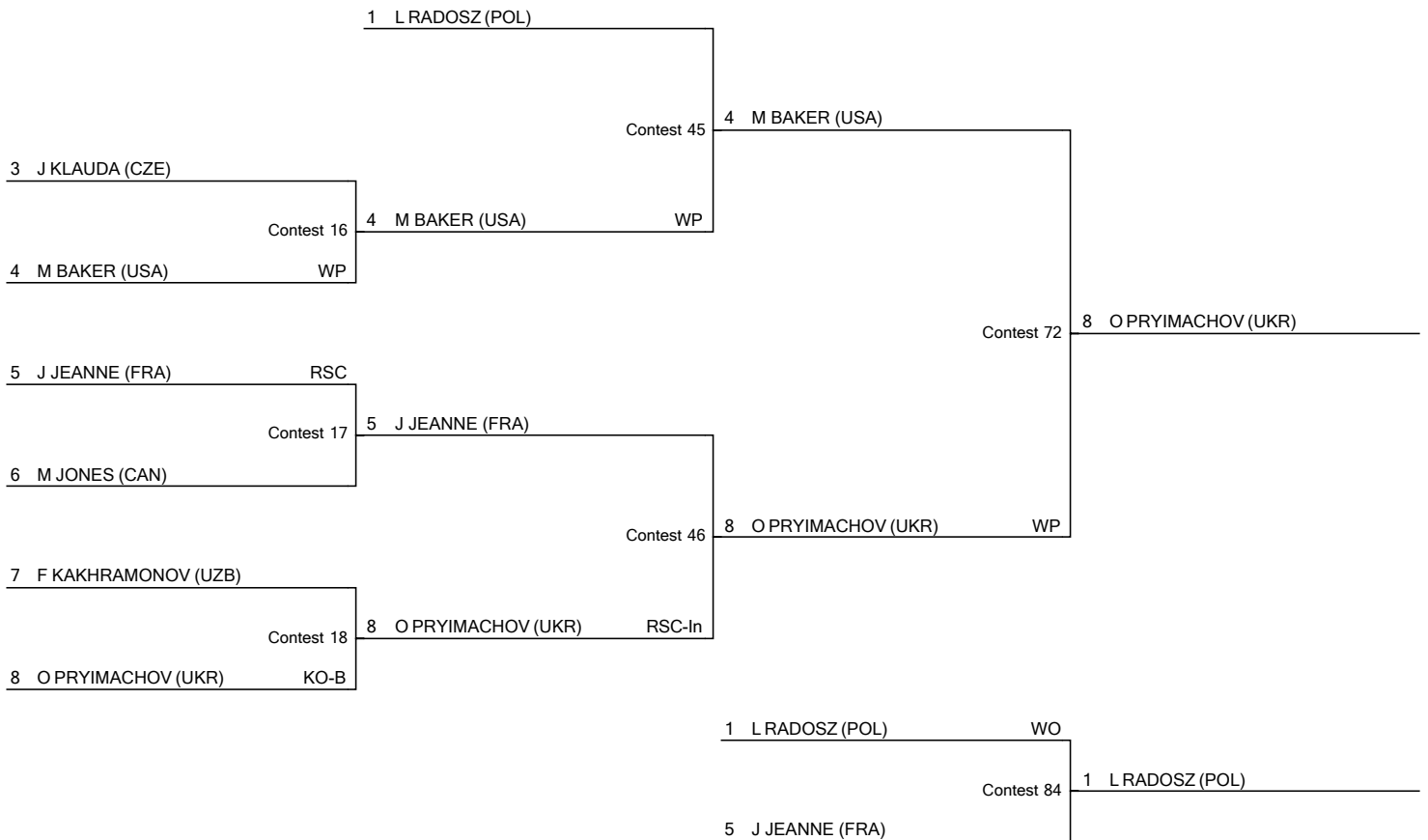
Quarterfinals

Semifinals


Finals

MEDALLISTS

Gold	Oleh PRYIMACHOV	UKR
Silver	Mathew BAKER	USA
Bronze	Lukasz RADOSZ	POL



Legend:			
KO-B	Win by Knock-out-Hard Body Blows	RSC	Win by Referee Stopping Contest
WO	Win by Walk-over	WP	Win on Points

Timing and Results provided by 





Medallists

Medal	Name	Country
GOLD	Oleh PRYIMACHOV	UKR - Ukraine
SILVER	Mathew BAKER	USA - United States of America
BRONZE	Lukasz RADOSZ	POL - Poland

Timing and Results provided by  TISSOT





Muaythai

Women's -48kg





Entry List by Event

Country	Bib Number	Name	Date of Birth
AFG - Afghanistan	8	Kawsar SHERZAD	31 JAN 2003
CAN - Canada	3	Regan GOWING	27 DEC 1996
ESP - Spain	1	Sarai MEDINA	26 JAN 1989
FIN - Finland	6	Tessa KAKKONEN	8 MAR 1993
MAR - Morocco	4	Oumaima BELOUARRAT	2 SEP 1999
UKR - Ukraine	7	Anastasiia KULINICH	14 JAN 1996
USA - United States of America	5	Janet GARCIA BORBON	4 OCT 1991





Brackets

As of SUN 17 JUL 2022

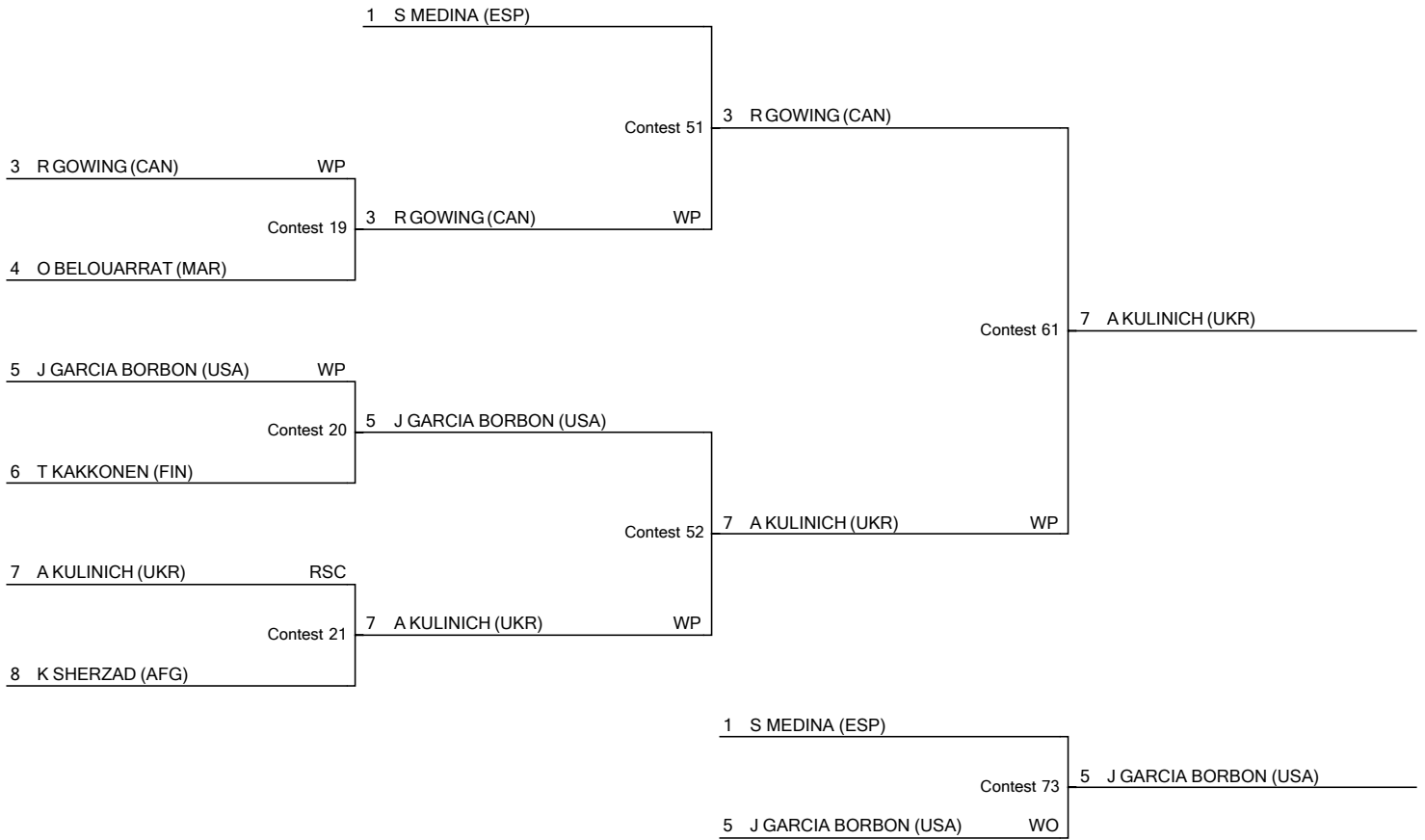
Quarterfinals

Semifinals

Finals

MEDALLISTS

Gold	Anastasiia KULINICH	UKR
Silver	Regan GOWING	CAN
Bronze	Janet GARCIA BORBON	USA



Legend:			
RSC	Win by Referee Stopping Contest	WO	Win by Walk-over
WP	Win on Points		

Timing and Results provided by 





Medallists

Medal	Name	Country
GOLD	Anastasiia KULINICH	UKR - Ukraine
SILVER	Regan GOWING	CAN - Canada
BRONZE	Janet GARCIA BORBON	USA - United States of America





Muaythai

Women's -51kg





Entry List by Event

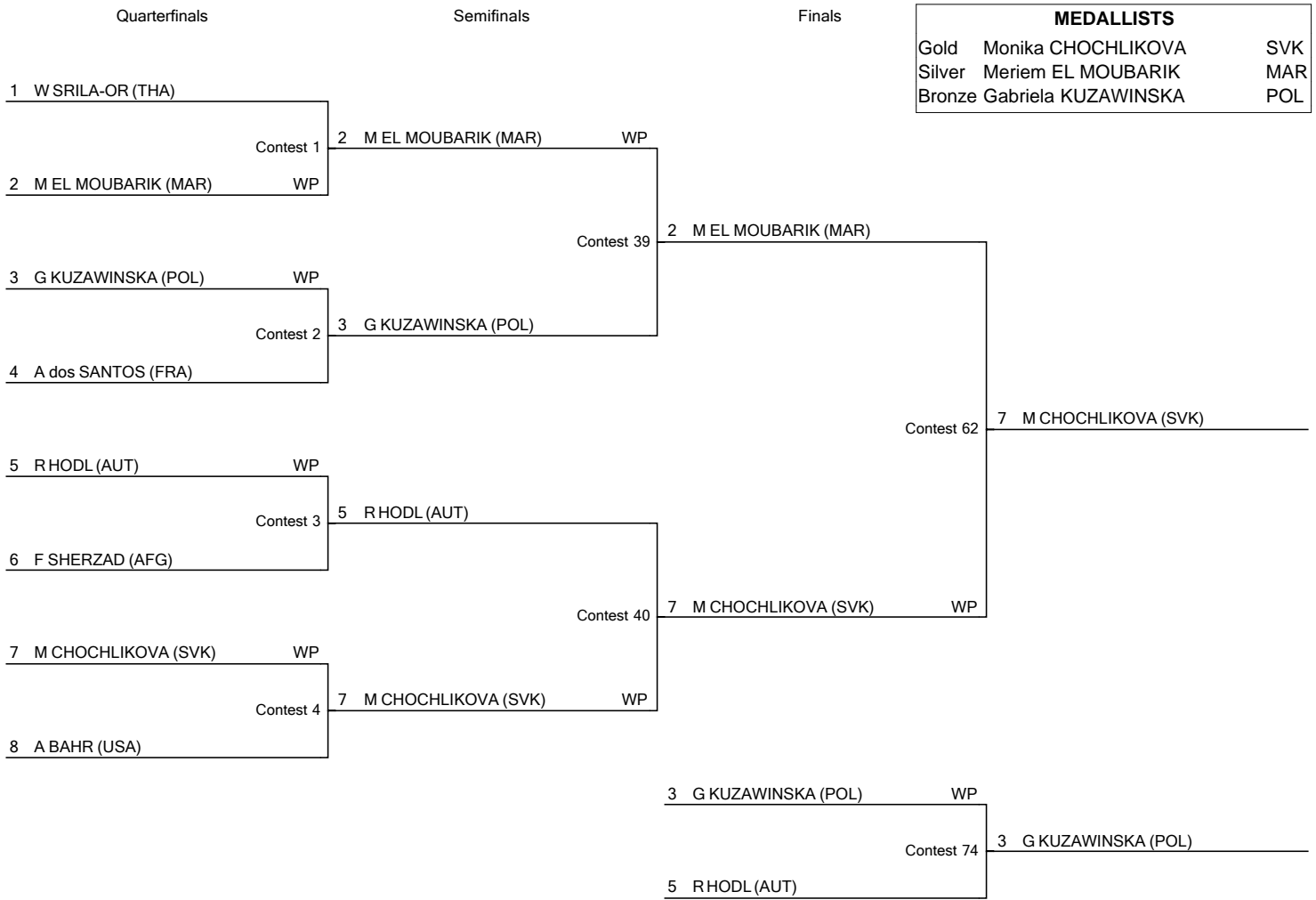
Country	Bib Number	Name	Date of Birth
AFG - Afghanistan	6	Freshta SHERZAD	31 MAR 2000
AUT - Austria	5	Rebecca HODL	6 JAN 1988
FRA - France	4	Aurore dos SANTOS	6 SEP 1991
MAR - Morocco	2	Meriem EL MOUBARIK	16 JUL 1991
POL - Poland	3	Gabriela KUZAWINSKA	26 MAR 1993
SVK - Slovakia	7	Monika CHOCHLIKOVA	13 JAN 1996
THA - Thailand	1	Wansawang SRILA-OR	21 JAN 1998
USA - United States of America	8	Angela BAHR	8 JAN 1982






Brackets

As of SUN 17 JUL 2022



Legend:
WP Win on Points

Timing and Results provided by 





Medallists

Medal	Name	Country
GOLD	Monika CHOCHLIKOVA	SVK - Slovakia
SILVER	Meriem EL MOUBARIK	MAR - Morocco
BRONZE	Gabriela KUZAWINSKA	POL - Poland





Muaythai

Women's -54kg





Entry List by Event

Country	Bib Number	Name	Date of Birth
AUS - Australia	1	Yolanda SCHMIDT	10 OCT 1984
CAN - Canada	5	Yumiko KAWANO	7 JAN 1982
CZE - Czech Republic	4	Viktorie BULINOVA	21 APR 1998
GER - Germany	7	Atenea FLORES-PERTEGAS	13 DEC 1986
ITA - Italy	6	Sveva MELILLO	20 JUL 1994
MEX - Mexico	8	Laura BURGOS	30 DEC 1989
USA - United States of America	3	Ashley THINER	11 DEC 1993





Brackets

As of SUN 17 JUL 2022

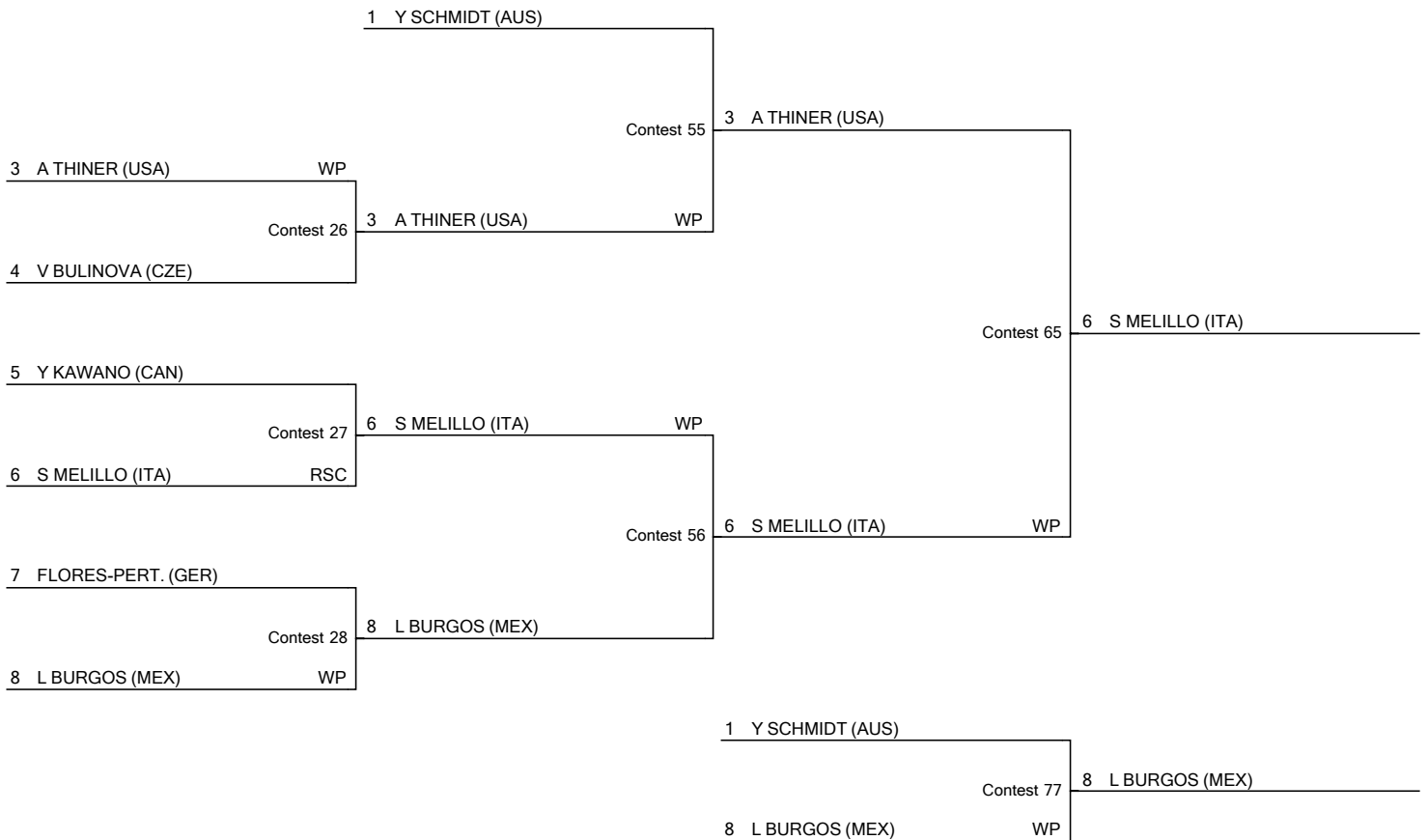
Quarterfinals

Semifinals


Finals

MEDALLISTS

Gold	Sveva MELILLO	ITA
Silver	Ashley THINER	USA
Bronze	Laura BURGOS	MEX



Legend:			
RSC	Win by Referee Stopping Contest	WP	Win on Points

Timing and Results provided by 



Medallists

Medal	Name	Country
GOLD	Sveva MELILLO	ITA - Italy
SILVER	Ashley THINER	USA - United States of America
BRONZE	Laura BURGOS	MEX - Mexico

Timing and Results provided by  TISSOT





Muaythai

Women's -57kg





Entry List by Event

Country	Bib Number	Name	Date of Birth
FRA - France	8	Anaëlle ANGERVILLE	5 AUG 1998
GBR - Great Britain	6	Iman BARLOW	14 APR 1993
HKG - Hong Kong, China	3	Alex TSANG	11 FEB 1992
POR - Portugal	5	Matilde RODRIGUES	11 MAR 2003
SWE - Sweden	7	Patricia AXLING	16 DEC 1987
USA - United States of America	1	Tierra BRANDT	15 NOV 2001





Brackets

As of SUN 17 JUL 2022

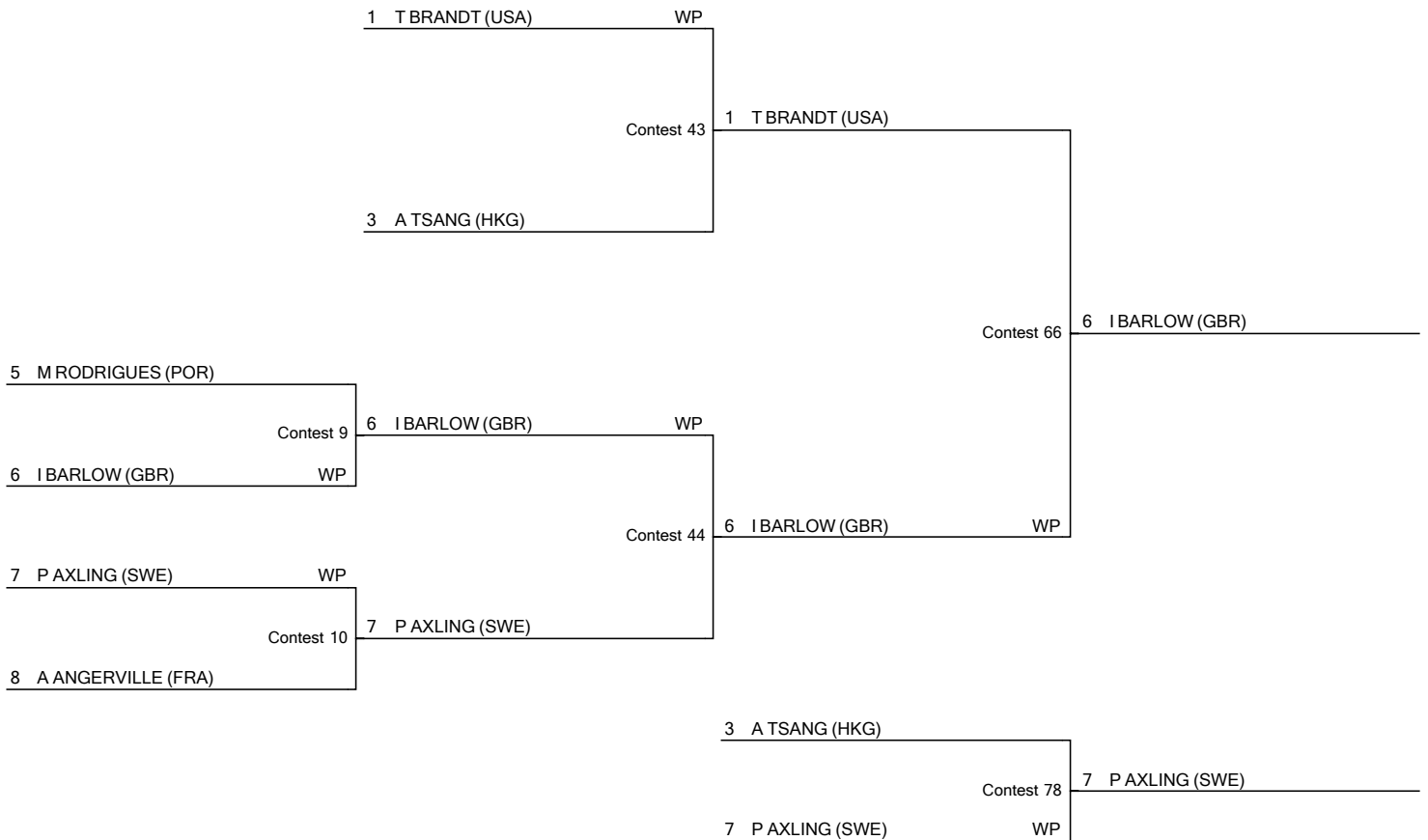
Quarterfinals

Semifinals


Finals

MEDALLISTS

Gold	Iman BARLOW	GBR
Silver	Tierra BRANDT	USA
Bronze	Patricia AXLING	SWE



Legend:
WP Win on Points

Timing and Results provided by 



Medallists

Medal	Name	Country
GOLD	Iman BARLOW	GBR - Great Britain
SILVER	Tierra BRANDT	USA - United States of America
BRONZE	Patricia AXLING	SWE - Sweden





Muaythai

Women's -60kg





Entry List by Event

Country	Bib Number	Name	Date of Birth
AUT - Austria	3	Nina SCHEUCHER	8 AUG 1986
GBR - Great Britain	8	Niamh Charlotte KINEHAN	22 APR 1999
HUN - Hungary	1	Ajsa Adel SANDORFI	28 MAR 2001
ISR - Israel	5	Nili BLOCK	16 JAN 1995
POL - Poland	7	Dominika FILEC	12 APR 1998
SWE - Sweden	6	Ewin ATES	24 JAN 1991
USA - United States of America	4	Charlsey MANER	16 SEP 1997





Brackets

As of SUN 17 JUL 2022

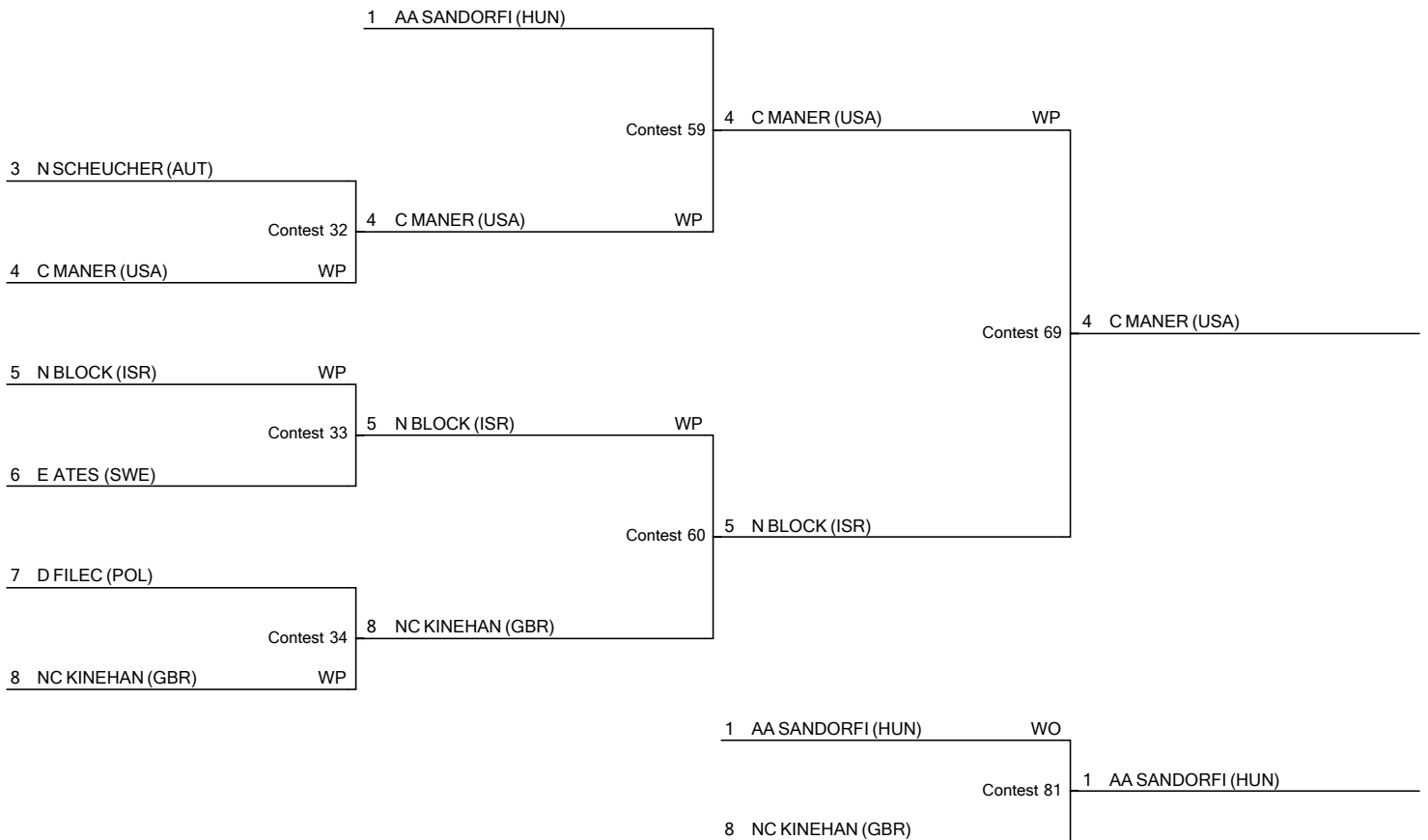
Quarterfinals

Semifinals


Finals

MEDALLISTS

Gold	Charlsey MANER	USA
Silver	Nili BLOCK	ISR
Bronze	Ajsa Adel SANDORFI	HUN



Legend:	WO Win by Walk-over	WP Win on Points
----------------	----------------------------	-------------------------

Timing and Results provided by  TISSOT



Medallists

Medal	Name	Country
GOLD	Charlsey MANER	USA - United States of America
SILVER	Nili BLOCK	ISR - Israel
BRONZE	Ajsa Adel SANDORFI	HUN - Hungary





Muaythai

Women's -63.5kg





Entry List by Event

Country	Bib Number	Name	Date of Birth
AUS - Australia	3	Zoe PUTORAK	3 AUG 1999
CAN - Canada	8	Savannah FODEN	19 APR 2000
FRA - France	7	Nora CORNOLLE	6 DEC 1989
PHI - Philippines	6	Leeana Christylle BADE	18 NOV 1995
THA - Thailand	5	Janejira WANKRUE	28 OCT 1996
USA - United States of America	1	Erin CLAYTON	1 NOV 1992





Brackets

As of SUN 17 JUL 2022

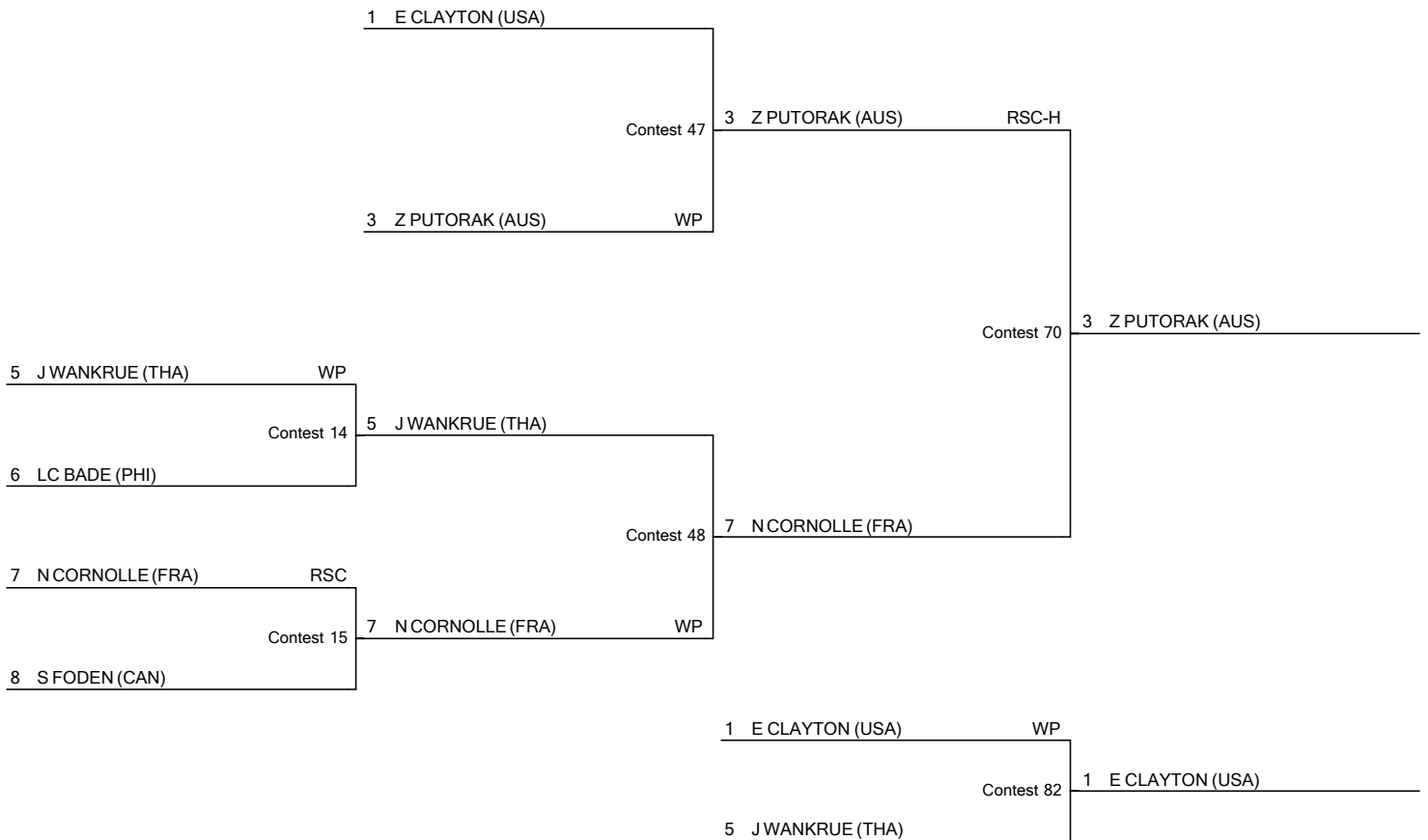
Quarterfinals

Semifinals


Finals

MEDALLISTS

Gold	Zoe PUTORAK	AUS
Silver	Nora CORNOLLE	FRA
Bronze	Erin CLAYTON	USA



Legend:			
RSC	Win by Referee Stopping Contest	RSC-H	Win by Referee Stopping Contest-Hard Head Blows
WP	Win on Points		

Timing and Results provided by 





Medallists

Medal	Name	Country
GOLD	Zoe PUTORAK	AUS - Australia
SILVER	Nora CORNOLLE	FRA - France
BRONZE	Erin CLAYTON	USA - United States of America



RESULTS BOOK



Orienteering





28	Orienteering	2873
28.1	Table of Contents	2874
28.2	Competition Schedule	2876
28.3	Number of Entries by Country	2877
28.4	Entry List by Country	2878
28.4.1	Entry List by Country Men	2878
28.4.2	Entry List by Country Women	2881
28.5	Medallists by Event	2883
28.6	Medal Standings	2884
28.7	Men's Sprint	2885
28.7.1	Start List	2886
28.7.2	Results	2888
28.7.3	Race Analysis	2890
28.7.4	Medallists	2903
28.8	Men's Middle Distance	2904
28.8.1	Start List	2905
28.8.2	Results	2907
28.8.3	Race Analysis	2909
28.8.4	Medallists	2922
28.9	Women's Sprint	2923
28.9.1	Start List	2924
28.9.2	Results	2925
28.9.3	Race Analysis	2927
28.9.4	Medallists	2934
28.10	Women's Middle Distance	2935
28.10.1	Start List	2936
28.10.2	Results	2937
28.10.3	Race Analysis	2939
28.10.4	Medallists	2945
28.11	Mixed Team Relay	2946
28.11.1	Start List	2947
28.11.2	Results	2950
28.11.3	Race Analysis	2953
28.11.4	Medallists	2955




Competition Schedule

As of THU 14 JUL 2022

Date	Start Time	Estimated Finish time	Event
FRI 15 JUL	09:00	10:00	Sprint Men
	10:00	11:00	Sprint Women
SAT 16 JUL	09:00	10:40	Middle-Distance Men
	10:40	12:20	Middle-Distance Women
SUN 17 JUL	09:00	10:00	Sprint Relay Mixed

NOTES

Schedule is subject to change

Timing and Results provided by 





Number of Entries by Country

As of FRI 15 JUL 2022

Country	Men			Women			Mixed	Total
	Middle Distance	Sprint	Total	Middle Distance	Sprint	Total	Team	
AUS - Australia	2	2	2	2	2	2	1	5
AUT - Austria	2	2	2	2	2	2	1	5
BEL - Belgium	1	1	1					1
BRA - Brazil	2	2	2	2	2	2	1	5
CAN - Canada	2	2	2	1	2	2	1	5
CZE - Czech Republic	2	2	2	2	2	2	1	5
DEN - Denmark	2	2	2	2	2	2	1	5
EGY - Egypt				1	1	1		1
EST - Estonia	1	1	1	2	2	2	1	4
FIN - Finland	2	2	2					2
GBR - Great Britain	2	2	2	1	2	2	1	5
GER - Germany	2	2	2	2	2	2	1	5
HKG - Hong Kong, China	2	2	2	2	2	2		4
HUN - Hungary				1	1	1		1
LAT - Latvia				1	1	1		1
LTU - Lithuania	1	1	1	1	1	1		2
NED - Netherlands				1	1	1		1
NOR - Norway	3	3	3	2	2	2	1	6
NZL - New Zealand	1	1	1					1
POL - Poland	2	2	2	2	2	2	1	5
SUI - Switzerland	3	3	3	2	2	2	1	6
SWE - Sweden	3	3	3	1	2	2	1	6
UKR - Ukraine	2	2	2	2	2	2	1	5
USA - United States of America	2	2	2	2	2	2	1	5
Total:	39	39	39	34	37	37	15	91
Number of Countries:	20	20	20	21	21	21	15	24

Timing and Results provided by  TISSOT

ORI-----_C30 1

Report Created FRI 15 JUL 2022 18:08

Page 1 / 1





Entry List by Country

As of FRI 15 JUL 2022

Country	Name	Date of Birth	Event
AUS - Australia	Mason ARTHUR	22 AUG 2002	Middle-Distance Men Sprint Men
	Aston KEY	15 JUN 2000	Middle-Distance Men Sprint Men
AUT - Austria	Jannis BONEK	10 JUL 1999	Sprint Men Middle-Distance Men
	Gernot YMSEN	18 AUG 1983	Sprint Men Middle-Distance Men
BEL - Belgium	Yannick MICHIELS	29 JUL 1991	Middle-Distance Men Sprint Men
BRA - Brazil	Joacy DANTAS de ARAUJO	9 JUN 1979	Sprint Men Middle-Distance Men
	Leandro NASCIMENTO	7 JUL 1989	Sprint Men Middle-Distance Men
CAN - Canada	Robert GRAHAM	3 OCT 1996	Sprint Men Middle-Distance Men
	Damian KONOTOPETZ	6 SEP 1990	Middle-Distance Men Sprint Men
CZE - Czech Republic	Vojtech KRAL	4 JUL 1988	Sprint Men Middle-Distance Men
	Tomas KRIVDA	15 SEP 1999	Middle-Distance Men Sprint Men
DEN - Denmark	Jakob EDSER	22 MAY 1993	Middle-Distance Men Sprint Men
	Emil OBRO	26 MAY 1996	Sprint Men Middle-Distance Men
EST - Estonia	Sergei RJABOSKIN	27 FEB 1992	Middle-Distance Men Sprint Men
FIN - Finland	Tuomas HEIKKILA	8 FEB 1998	Middle-Distance Men Sprint Men
	Otto KAARIO	5 NOV 1998	Middle-Distance Men Sprint Men
GBR - Great Britain	Jonny CRICKMORE	13 JAN 1993	Middle-Distance Men Sprint Men
	Ralph STREET	10 SEP 1990	Middle-Distance Men Sprint Men
GER - Germany	Bojan BLUMENSTEIN	11 FEB 1993	Sprint Men Middle-Distance Men
	Colin KOLBE	24 MAR 1998	Middle-Distance Men

Timing and Results provided by  TISSOT





Entry List by Country

As of FRI 15 JUL 2022

Country	Name	Date of Birth	Event
			Sprint Men
HKG - Hong Kong, China	Chun Ho LI	17 AUG 1998	Middle-Distance Men
	Tsz Wai YU	6 APR 1992	Middle-Distance Men
			Sprint Men
LTU - Lithuania	Algirdas BARTKEVICIUS	19 MAY 1995	Middle-Distance Men
			Sprint Men
NOR - Norway	Havard EIDSMO	13 SEP 1998	Middle-Distance Men
	Kasper HARLEM FOSSER	21 APR 1999	Middle-Distance Men
	Elias JONSSON	13 MAR 1999	Sprint Men
			Middle-Distance Men
NZL - New Zealand	Tim ROBERTSON	5 AUG 1995	Middle-Distance Men
			Sprint Men
POL - Poland	Michal OLEJNIK	22 JAN 1992	Sprint Men
	Bartosz PAWLAK	15 FEB 1990	Middle-Distance Men
			Sprint Men
			Middle-Distance Men
SUI - Switzerland	Joey HADORN	11 APR 1997	Sprint Men
	Matthias KYBURZ	5 MAR 1990	Middle-Distance Men
	Riccardo RANCAN	9 JUL 1996	Middle-Distance Men
			Sprint Men
SWE - Sweden	Max Peter BEJMER	3 JUN 1992	Sprint Men
	Martin REGBORN	10 FEB 1992	Middle-Distance Men
	Isac von KRUSENSTIERNA	14 JAN 1998	Sprint Men
			Middle-Distance Men
UKR - Ukraine	Ruslan GLIBOV	28 JAN 1987	Middle-Distance Men
	Oleksandr KRATOV	31 MAR 1985	Sprint Men
			Middle-Distance Men
USA - United States of America	Greg AHLWEDE	29 MAR 1990	Sprint Men
	Joseph BARRETT	27 MAR 1996	Middle-Distance Men
			Sprint Men
			Middle-Distance Men


Timing and Results provided by  TISSOT



Entry List by Country

As of FRI 15 JUL 2022

LEGEND
X Entered in Start List

Timing and Results provided by  **TISSOT**

ORIM-----C32A 1

Report Created FRI 15 JUL 2022 18:06

Page 3 / 3





Entry List by Country

As of FRI 15 JUL 2022

Country	Name	Date of Birth	Event
AUS - Australia	Milla KEY	12 APR 2006	Middle-Distance Women Sprint Women
	Aislinn PRENDERGAST	21 JUL 1989	Sprint Women Middle-Distance Women
AUT - Austria	Ylvi KASTNER	25 JUN 2000	Middle-Distance Women Sprint Women
	Laura RAMSTEIN	17 NOV 1992	Middle-Distance Women Sprint Women
BRA - Brazil	Maisa FRANCO SZCZYPIOR	29 DEC 1990	Sprint Women Middle-Distance Women
	Elaine LENZ	31 DEC 1975	Sprint Women Middle-Distance Women
CAN - Canada	Emma WADDINGTON	24 JAN 1998	Sprint Women Middle-Distance Women
	Carol WALKER	31 JAN 1988	Sprint Women
CZE - Czech Republic	Tereza JANOSIKOVA	8 FEB 1999	Middle-Distance Women Sprint Women
	Denisa KOSOVA	18 JUL 1991	Sprint Women Middle-Distance Women
DEN - Denmark	Ida AGERVIG KRISTIANSSON	4 MAR 1999	Middle-Distance Women Sprint Women
	Caroline GJOTTERUP	25 FEB 1995	Sprint Women Middle-Distance Women
EGY - Egypt	Salma ABO KHABER	30 JUL 2000	Middle-Distance Women Sprint Women
EST - Estonia	Hannula-Katrin PANDIS	7 NOV 1990	Middle-Distance Women Sprint Women
	Sigrid RUUL	7 DEC 1991	Sprint Women Middle-Distance Women
GBR - Great Britain	Cecilie ANDERSEN	22 SEP 1997	Sprint Women Middle-Distance Women
	Charlotte WARD	25 OCT 1992	Sprint Women
GER - Germany	Birte FRIEDRICH	19 APR 1998	Sprint Women Middle-Distance Women
	Susen LOSCH	21 AUG 1993	Sprint Women Middle-Distance Women
HKG - Hong Kong, China	Cho Yu LAM	19 NOV 1997	Sprint Women Middle-Distance Women
	Ka Ki LEUNG	17 SEP 1992	Middle-Distance Women

Timing and Results provided by  TISSOT





Entry List by Country

As of FRI 15 JUL 2022

Country	Name	Date of Birth	Event
			Sprint Women
HUN - Hungary	Zsafia SARKOZY	13 MAY 1999	Sprint Women Middle-Distance Women
LAT - Latvia	Sandra GROSBERGA	18 NOV 1995	Sprint Women Middle-Distance Women
LTU - Lithuania	Kaste RUTKAUSKAITE	5 JAN 1998	Sprint Women Middle-Distance Women
NED - Netherlands	Eef van DONGEN	17 OCT 1993	Middle-Distance Women Sprint Women
NOR - Norway	Victoria BJORNSTAD	11 FEB 1999	Middle-Distance Women Sprint Women
	Ingrid LUNDANES	17 DEC 1997	Middle-Distance Women Sprint Women
POL - Poland	Aleksandra HORNIK	17 DEC 1996	Middle-Distance Women Sprint Women
	Hanna WISNIEWSKA	12 MAR 1990	Sprint Women Middle-Distance Women
SUI - Switzerland	Simona AEBERSOLD	13 APR 1998	Middle-Distance Women Sprint Women
	Elena ROOS	24 JAN 1991	Middle-Distance Women Sprint Women
SWE - Sweden	Sofia OHLSSON	29 AUG 1991	Middle-Distance Women Sprint Women
	Lina STRAND	23 DEC 1988	Sprint Women
UKR - Ukraine	Olena BABYCH	2 APR 1992	Middle-Distance Women Sprint Women
	Kateryna DZEMA	9 SEP 1994	Middle-Distance Women Sprint Women
USA - United States of America	Alison CAMPBELL	24 DEC 1992	Middle-Distance Women Sprint Women
	Alison CROCKER	20 AUG 1984	Sprint Women Middle-Distance Women

LEGEND

X Entered in Start List

Timing and Results provided by  **TISSOT**

ORIW-----C32A 1

Report Created FRI 15 JUL 2022 18:07

Page 2 / 2





Medallists by Event

As of SUN 17 JUL 2022 At

Event	Date	Medal	Name	Country Code
Sprint Men	15 JUL 2022	GOLD	Tim ROBERTSON	NZL
		SILVER	Martin REGBORN	SWE
		BRONZE	Tomas KRIVDA	CZE
Sprint Women	15 JUL 2022	GOLD	Simona AEBERSOLD	SUI
		SILVER	Tereza JANOSIKOVA	CZE
		BRONZE	Elena ROOS	SUI
Middle-Distance Men	16 JUL 2022	GOLD	Kasper HARLEM FOSSER	NOR
		SILVER	Matthias KYBURZ	SUI
		BRONZE	Martin REGBORN	SWE
Middle-Distance Women	16 JUL 2022	GOLD	Simona AEBERSOLD	SUI
		SILVER	Sofia OHLSSON	SWE
		BRONZE	Ingrid LUNDANES	NOR
Sprint Relay Mixed	17 JUL 2022	GOLD	Switzerland	SUI
		SILVER	Norway	NOR
		BRONZE	Great Britain	GBR




Medal Standings

As of SUN 17 JUL 2022 At

Rank	Country	Men				Women				Team Relay				Total				Rank by Total
		G	S	B	Tot	G	S	B	Tot	G	S	B	Tot	G	S	B	Tot	
1	SUI - Switzerland		1		1	2		1	3	1			1	3	1	1	5	1
2	NOR - Norway	1			1			1	1		1		1	1	1	1	3	=2
3	NZL - New Zealand	1			1								1			1	=5	
4	SWE - Sweden		1	1	2		1		1					2	1	3	=2	
5	CZE - Czech Republic			1	1		1		1					1	1	2	4	
6	GBR - Great Britain										1	1			1	1	=5	
Total:		2	2	2	6	2	2	2	6					5	5	5	15	

LEGEND	
=	Equal sign indicates that two or more NOCs share the same rank by total
Tot	Total
B	Bronze
G	Gold
S	Silver

Timing and Results provided by  TISSOT





Orienteering

Men's Sprint





Start List

Start Order	Start Number	Start Time	Name	Country Code	Remarks
1	1	9:00:00	Oleksandr KRATOV	UKR	
2	2	9:01:00	Robert GRAHAM	CAN	
3	3	9:02:00	Greg AHLWEDE	USA	
4	4	9:03:00	Joacy DANTAS de ARAUJO	BRA	
5	5	9:04:00	Joseph BARRETT	USA	
6	6	9:05:00	Leandro NASCIMENTO	BRA	
7	7	9:06:00	Chun Ho LI	HKG	
8	8	9:07:00	Mason ARTHUR	AUS	
9	9	9:08:00	Tsz Wai YU	HKG	
10	10	9:09:00	Damian KONOTOPETZ	CAN	
11	11	9:10:00	Sergei RJABOSKIN	EST	
12	12	9:11:00	Bartosz PAWLAK	POL	
13	13	9:12:00	Elias JONSSON	NOR	
14	14	9:13:00	Gernot YMSEN	AUT	
15	15	9:14:00	Otto KAARIO	FIN	
16	16	9:15:00	Emil OBRO	DEN	
17	17	9:16:00	Bojan BLUMENSTEIN	GER	
18	18	9:17:00	Ruslan GLIBOV	UKR	
19	19	9:18:00	Tuomas HEIKKILA	FIN	
20	20	9:19:00	Isac von KRUSENSTIERNA	SWE	
21	21	9:20:00	Colin KOLBE	GER	
22	22	9:21:00	Jannis BONEK	AUT	
23	23	9:22:00	Michal OLEJNIK	POL	
24	24	9:23:00	Algirdas BARTKEVICIUS	LTU	
25	25	9:24:00	Jonny CRICKMORE	GBR	
26	26	9:25:00	Jakob EDSSEN	DEN	
27	27	9:26:00	Aston KEY	AUS	
28	28	9:27:00	Max Peter BEJMER	SWE	
29	29	9:28:00	Tomas KRIVDA	CZE	
30	30	9:29:00	Joey HADORN	SUI	
31	31	9:30:00	Martin REGBORN	SWE	
32	32	9:31:00	Riccardo RANCAN	SUI	
33	33	9:32:00	Ralph STREET	GBR	
34	34	9:33:00	Havard EIDSMO	NOR	
35	35	9:34:00	Vojtech KRAL	CZE	
36	36	9:35:00	Tim ROBERTSON	NZL	
37	37	9:36:00	Yannick MICHIELS	BEL	

Timing and Results provided by  TISSOT





Start List

Start Order	Start Number	Start Time	Name	Country Code	Remarks
38	38	9:37:00	Matthias KYBURZ	SUI	
39	39	9:38:00	Kasper HARLEM FOSSER	NOR	





Results

Rk	Start No	Name	Country Code	Time	Time Behind	Remarks
1	36	Tim ROBERTSON	NZL	14:17.00	+0.00	
2	31	Martin REGBORN	SWE	14:26.00	+9.00	
3	29	Tomas KRIVDA	CZE	14:29.00	+12.00	
4	38	Matthias KYBURZ	SUI	14:32.00	+15.00	
4	39	Kasper HARLEM FOSSER	NOR	14:32.00	+15.00	
6	30	Joey HADORN	SUI	14:33.00	+16.00	
7	27	Aston KEY	AUS	14:40.00	+23.00	
8	33	Ralph STREET	GBR	14:49.00	+32.00	
9	28	Max Peter BEJMER	SWE	14:50.00	+33.00	
10	34	Havard EIDSMO	NOR	15:00.00	+43.00	
11	35	Vojtech KRAL	CZE	15:10.00	+53.00	
12	37	Yannick MICHIELS	BEL	15:13.00	+56.00	
13	32	Riccardo RANCAN	SUI	15:14.00	+57.00	
14	23	Michal OLEJNIK	POL	15:15.00	+58.00	
15	19	Tuomas HEIKKILA	FIN	15:19.00	+1:02.00	
16	20	Isac von KRUSENSTIERNA	SWE	15:30.00	+1:13.00	
17	17	Bojan BLUMENSTEIN	GER	15:32.00	+1:15.00	
17	22	Jannis BONEK	AUT	15:32.00	+1:15.00	
19	26	Jakob EDSER	DEN	15:33.00	+1:16.00	
20	15	Otto KAARIO	FIN	15:34.00	+1:17.00	
21	18	Ruslan GLIBOV	UKR	15:41.00	+1:24.00	
22	14	Gernot YMSEN	AUT	15:45.00	+1:28.00	
23	25	Jonny CRICKMORE	GBR	15:55.00	+1:38.00	
24	13	Elias JONSSON	NOR	15:56.00	+1:39.00	
25	24	Algirdas BARTKEVICIUS	LTU	15:58.00	+1:41.00	
26	21	Colin KOLBE	GER	16:04.00	+1:47.00	
27	10	Damian KONOTOPETZ	CAN	16:26.00	+2:09.00	
28	16	Emil OBRO	DEN	16:34.00	+2:17.00	
29	5	Joseph BARRETT	USA	17:05.00	+2:48.00	
30	11	Sergei RJABOSKIN	EST	17:11.00	+2:54.00	
31	12	Bartosz PAWLAK	POL	17:15.00	+2:58.00	
32	3	Greg AHLWEDE	USA	17:43.00	+3:26.00	
33	2	Robert GRAHAM	CAN	18:25.00	+4:08.00	
34	8	Mason ARTHUR	AUS	18:28.00	+4:11.00	
35	9	Tsz Wai YU	HKG	18:51.00	+4:34.00	
36	1	Oleksandr KRATOV	UKR	18:52.00	+4:35.00	
37	7	Chun Ho LI	HKG	19:09.00	+4:52.00	

Timing and Results provided by  TISSOT



Results

Rk	Start No	Name	Country Code	Time	Time Behind	Remarks
38	6	Leandro NASCIMENTO	BRA	19:42.00	+5:25.00	
39	4	Joacy DANTAS de ARAUJO	BRA	20:41.00	+6:24.00	

Participants					
Entries / NOCs	Finished	LAP	DNF	DSQ	DNS
39/20	39	0	0	0	0



Race Analysis

After: Finish

Rk	Start No	Name	Time	Point 1 Point 11 Point 21	Point 2 Point 12 Point 22	Point 3 Point 13 Point 23	Point 4 Point 14	Point 5 Point 15	Point 6 Point 16	Point 7 Point 17	Point 8 Point 18	Point 9 Point 19	Point 10 Point 20
1	36	Tim ROBERTSON NZL	14:17	0:33	1:05	1:38	2:05	2:26	2:40	3:46	4:53	5:18	5:30
				6:19	7:14	7:31	7:47	9:55	10:11	10:30	11:52	12:30	12:47
				13:20	13:34	13:48							
2	31	Martin REGBORN SWE	14:26 +9	0:37	1:12	1:46	2:14	2:36	2:51	3:55	5:09	5:33	5:46
				6:35	7:29	7:47	8:04	10:10	10:25	10:44	12:06	12:41	12:58
				13:30	13:45	13:59							
3	29	Tomas KRIVDA CZE	14:29 +12	0:34	1:06	1:38	2:06	2:29	2:44	3:50	4:58	5:22	5:35
				6:19	7:15	7:37	7:53	10:02	10:18	10:37	12:06	12:41	12:59
				13:33	13:47	14:01							





Race Analysis

Rk	Start No	Name	Time	Point 1 Point 11 Point 21	Point 2 Point 12 Point 22	Point 3 Point 13 Point 23	Point 4 Point 14	Point 5 Point 15	Point 6 Point 16	Point 7 Point 17	Point 8 Point 18	Point 9 Point 19	Point 10 Point 20
4	38	Matthias KYBURZ SUI	14:32 +15	0:34 6:28 13:37	1:07 7:21 13:52	1:41 7:44 14:06	2:07 8:01	2:29 10:07	2:43 10:23	3:48 10:42	4:58 12:06	5:24 12:46	5:37 13:05
4	39	Kasper HARLEM FOSSER NOR	14:32 +15	0:36 6:29 13:38	1:11 7:30 13:52	1:46 7:54 14:05	2:13 8:09	2:36 10:11	2:51 10:27	3:57 10:45	5:06 12:06	5:32 12:49	5:45 13:06
6	30	Joey HADORN SUI	14:33 +16	0:34 6:32 13:38	1:10 7:31 13:52	1:44 7:48 14:06	2:11 8:10	2:33 10:11	2:48 10:27	3:55 10:47	5:06 12:03	5:33 12:44	5:46 13:02





Race Analysis

Rk	Start No	Name	Time	Point 1 Point 11 Point 21	Point 2 Point 12 Point 22	Point 3 Point 13 Point 23	Point 4 Point 14	Point 5 Point 15	Point 6 Point 16	Point 7 Point 17	Point 8 Point 18	Point 9 Point 19	Point 10 Point 20
7	27	Aston KEY AUS	14:40 +23	0:33 6:28 13:42	1:08 7:25 13:57	1:40 7:42 14:11	2:08 8:02	2:29 10:08	2:43 10:24	3:47 10:45	4:59 12:11	5:25 12:47	5:37 13:07
8	33	Ralph STREET GBR	14:49 +32	0:35 6:47 13:56	1:11 7:48 14:10	1:45 8:06 14:23	2:13 8:24	2:36 10:31	2:53 10:47	4:05 11:07	5:14 12:29	5:40 13:03	5:53 13:22
9	28	Max Peter BEJMER SWE	14:50 +33	0:35 6:45 13:51	1:10 7:45 14:08	1:46 8:02 14:23	2:14 8:20	2:37 10:29	2:51 10:45	4:01 11:05	5:16 12:25	5:42 13:01	5:54 13:19





Race Analysis

Rk	Start No	Name	Time	Point 1 Point 11 Point 21	Point 2 Point 12 Point 22	Point 3 Point 13 Point 23	Point 4 Point 14	Point 5 Point 15	Point 6 Point 16	Point 7 Point 17	Point 8 Point 18	Point 9 Point 19	Point 10 Point 20
10	34	Havard EIDSMO NOR	15:00 +43	0:36 6:44 14:03	1:13 7:50 14:18	1:48 8:08 14:33	2:18 8:25	2:41 10:31	2:55 10:48	4:02 11:07	5:14 12:29	5:42 13:10	5:55 13:30
11	35	Vojtech KRAL CZE	15:10 +53	0:36 6:41 14:11	1:10 7:47 14:27	1:44 8:04 14:41	2:13 8:25	2:36 10:31	2:51 10:48	3:58 11:08	5:09 12:35	5:38 13:19	5:51 13:36
12	37	Yannick MICHIELS BEL	15:13 +56	0:36 6:33 14:12	1:08 7:42 14:29	1:43 8:08 14:46	2:12 8:26	2:35 10:30	2:51 10:47	3:56 11:09	5:06 12:43	5:32 13:19	5:44 13:38





Race Analysis

Rk	Start No	Name	Time	Point 1 Point 11 Point 21	Point 2 Point 12 Point 22	Point 3 Point 13 Point 23	Point 4 Point 14	Point 5 Point 15	Point 6 Point 16	Point 7 Point 17	Point 8 Point 18	Point 9 Point 19	Point 10 Point 20
13	32	Riccardo RANCAN SUI	15:14 +57	0:36	1:12	1:47	2:15	2:38	2:55	4:01	5:11	5:38	5:52
				6:45	7:41	8:05	8:23	10:30	10:46	11:07	12:29	13:26	13:43
				14:16	14:32	14:46							
14	23	Michal OLEJNIK POL	15:15 +58	0:37	1:15	1:50	2:19	2:43	2:58	4:06	5:19	5:48	6:02
				6:50	7:45	8:05	8:23	10:37	10:55	11:15	12:45	13:20	13:40
				14:17	14:32	14:47							
15	19	Tuomas HEIKKILA FIN	15:19 +1:02	0:35	1:08	1:41	2:08	2:31	2:46	3:55	5:07	5:34	5:47
				6:35	7:41	8:04	8:22	10:34	10:50	11:12	12:43	13:20	13:39
				14:19	14:35	14:50							





Race Analysis

Rk	Start No	Name	Time	Point 1 Point 11 Point 21	Point 2 Point 12 Point 22	Point 3 Point 13 Point 23	Point 4 Point 14	Point 5 Point 15	Point 6 Point 16	Point 7 Point 17	Point 8 Point 18	Point 9 Point 19	Point 10 Point 20
16	20	Isac von KRUSENSTIERNA SWE	15:30 +1:13	0:36	1:12	1:48	2:17	2:39	2:55	4:04	5:18	5:47	6:03
				6:56	7:57	8:21	8:38	10:57	11:15	11:37	13:04	13:40	13:59
				14:33	14:48	15:03							
17	17	Bojan BLUMENSTEIN GER	15:32 +1:15	0:37	1:14	1:50	2:21	2:45	3:00	4:08	5:21	5:48	6:01
				7:00	8:07	8:24	8:42	10:57	11:14	11:34	13:04	13:41	13:59
				14:35	14:51	15:04							
17	22	Jannis BONEK AUT	15:32 +1:15	0:33	1:11	1:47	2:16	2:40	2:55	4:00	5:12	5:39	5:53
				6:54	8:04	8:29	8:46	10:57	11:13	11:34	13:00	13:37	13:56
				14:37	14:52	15:06							





Race Analysis

Rk	Start No	Name	Time	Point 1 Point 11 Point 21	Point 2 Point 12 Point 22	Point 3 Point 13 Point 23	Point 4 Point 14	Point 5 Point 15	Point 6 Point 16	Point 7 Point 17	Point 8 Point 18	Point 9 Point 19	Point 10 Point 20
19	26	Jakob EDSSEN DEN	15:33 +1:16	0:34	1:12	1:46	2:15	2:39	2:54	4:14	5:24	5:53	6:07
				6:56	7:56	8:15	8:35	10:48	11:05	11:26	12:59	13:36	13:56
				14:34	14:49	15:04							
20	15	Otto KAARIO FIN	15:34 +1:17	0:36	1:11	1:46	2:15	2:38	2:53	4:01	5:12	5:40	5:54
				6:46	8:04	8:22	8:41	10:53	11:10	11:32	12:58	13:38	13:58
				14:33	14:50	15:05							
21	18	Ruslan GLIBOV UKR	15:41 +1:24	0:37	1:15	1:51	2:19	2:43	3:00	4:11	5:24	5:53	6:08
				7:01	8:03	8:23	8:46	11:03	11:21	11:42	13:10	13:48	14:06
				14:40	14:56	15:12							





Race Analysis

Rk	Start No	Name	Time	Point 1 Point 11 Point 21	Point 2 Point 12 Point 22	Point 3 Point 13 Point 23	Point 4 Point 14	Point 5 Point 15	Point 6 Point 16	Point 7 Point 17	Point 8 Point 18	Point 9 Point 19	Point 10 Point 20
22	14	Gernot YMSEN AUT	15:45 +1:28	0:35	1:11	1:47	2:17	2:40	2:55	4:09	5:24	5:54	6:08
				6:55	7:54	8:13	8:30	10:58	11:16	11:37	13:11	13:48	14:06
				14:44	15:00	15:15							
23	25	Jonny CRICKMORE GBR	15:55 +1:38	0:36	1:15	1:49	2:19	2:42	2:56	4:05	5:16	5:44	5:57
				6:46	7:54	8:13	8:36	10:58	11:15	11:36	13:09	13:51	14:13
				14:57	15:12	15:25							
24	13	Elias JONSSON NOR	15:56 +1:39	0:38	1:19	1:56	2:26	2:49	3:04	4:12	5:27	5:56	6:10
				7:11	8:13	8:31	8:51	11:13	11:31	11:54	13:21	14:01	14:20
				14:54	15:10	15:27							





Race Analysis

Rk	Start No	Name	Time	Point 1 Point 11 Point 21	Point 2 Point 12 Point 22	Point 3 Point 13 Point 23	Point 4 Point 14	Point 5 Point 15	Point 6 Point 16	Point 7 Point 17	Point 8 Point 18	Point 9 Point 19	Point 10 Point 20
25	24	Algirdas BARTKEVICIUS LTU	15:58 +1:41	0:36	1:11	1:45	2:13	2:36	2:52	3:56	5:14	5:41	5:55
				6:51	7:59	8:16	8:35	10:56	11:13	11:34	13:09	14:00	14:20
				14:57	15:13	15:28							
26	21	Colin KOLBE GER	16:04 +1:47	0:39	1:16	1:52	2:21	2:45	3:06	4:19	5:30	5:59	6:11
				6:58	8:01	8:29	8:52	11:21	11:38	11:59	13:25	14:05	14:25
				15:02	15:18	15:34							
27	10	Damian KONOTOPETZ CAN	16:26 +2:09	0:35	1:11	1:48	2:19	2:44	3:04	4:17	5:33	6:01	6:14
				7:11	8:16	8:42	9:00	11:33	11:52	12:13	13:47	14:27	14:50
				15:28	15:44	15:58							





Race Analysis

Rk	Start No	Name	Time	Point 1 Point 11 Point 21	Point 2 Point 12 Point 22	Point 3 Point 13 Point 23	Point 4 Point 14	Point 5 Point 15	Point 6 Point 16	Point 7 Point 17	Point 8 Point 18	Point 9 Point 19	Point 10 Point 20
28	16	Emil OBRO DEN	16:34 +2:17	0:39	1:16	1:53	2:23	2:47	3:02	4:10	5:35	6:03	6:16
				7:47	8:48	9:15	9:35	11:48	12:06	12:29	13:59	14:38	14:57
				15:33	15:49	16:04							
29	5	Joseph BARRETT USA	17:05 +2:48	0:40	1:18	1:57	2:30	2:55	3:13	4:32	5:54	6:25	6:42
				7:39	8:51	9:18	9:36	12:01	12:20	12:42	14:19	15:01	15:22
				15:59	16:17	16:33							
30	11	Sergei RJABOSKIN EST	17:11 +2:54	0:38	1:21	1:58	2:34	2:57	3:13	4:30	5:44	6:14	6:27
				7:21	8:34	8:58	9:32	12:11	12:35	12:58	14:29	15:09	15:28
				16:06	16:23	16:39							





Race Analysis

Rk	Start No	Name	Time	Point 1 Point 11 Point 21	Point 2 Point 12 Point 22	Point 3 Point 13 Point 23	Point 4 Point 14	Point 5 Point 15	Point 6 Point 16	Point 7 Point 17	Point 8 Point 18	Point 9 Point 19	Point 10 Point 20
31	12	Bartosz PAWLAK POL	17:15 +2:58	0:37	1:15	1:52	2:23	2:47	3:06	4:21	5:40	6:10	6:25
				7:19	8:22	9:43	9:59	12:19	12:36	12:57	14:34	15:14	15:33
				16:13	16:29	16:44							
32	3	Greg AHLWEDE USA	17:43 +3:26	0:41	1:27	2:07	2:42	3:09	3:26	4:44	6:08	6:41	6:56
				7:49	8:59	9:27	9:47	12:24	12:43	13:06	14:50	15:32	15:53
				16:40	16:57	17:13							
33	2	Robert GRAHAM CAN	18:25 +4:08	0:41	1:22	2:02	2:37	3:05	3:23	4:42	6:09	6:40	6:58
				8:05	9:23	9:55	10:18	12:55	13:15	13:39	15:26	16:10	16:34
				17:24	17:41	17:57							





Race Analysis

Rk	Start No	Name	Time	Point 1 Point 11 Point 21	Point 2 Point 12 Point 22	Point 3 Point 13 Point 23	Point 4 Point 14	Point 5 Point 15	Point 6 Point 16	Point 7 Point 17	Point 8 Point 18	Point 9 Point 19	Point 10 Point 20
34	8	Mason ARTHUR AUS	18:28 +4:11	0:39	1:15	1:53	2:26	2:52	3:09	4:33	6:00	6:36	6:51
				8:00	9:15	9:43	10:09	12:52	13:14	13:39	15:27	16:15	16:37
				17:18	17:39	17:56							
35	9	Tsz Wai YU HKG	18:51 +4:34	0:41	1:21	1:59	2:32	3:00	3:18	4:35	5:59	6:31	6:47
				7:45	8:59	9:30	9:50	12:50	13:19	13:43	15:36	16:20	16:42
				17:39	17:57	18:17							
36	1	Oleksandr KRATOV UKR	18:52 +4:35	0:43	1:29	2:09	2:40	3:08	3:24	4:50	6:21	6:52	7:11
				8:12	9:26	9:53	10:12	13:10	13:31	13:54	15:55	16:39	17:03
				17:48	18:06	18:22							





Race Analysis

Rk	Start No	Name	Time	Point 1 Point 11 Point 21	Point 2 Point 12 Point 22	Point 3 Point 13 Point 23	Point 4 Point 14	Point 5 Point 15	Point 6 Point 16	Point 7 Point 17	Point 8 Point 18	Point 9 Point 19	Point 10 Point 20
37	7	Chun Ho LI HKG	19:09 +4:52	0:48	1:27	2:07	2:44	3:12	3:31	4:56	6:25	6:59	7:15
				8:31	9:55	10:25	10:54	13:37	13:56	14:20	16:11	16:55	17:22
				18:02	18:21	18:39							
38	6	Leandro NASCIMENTO BRA	19:42 +5:25	0:47	1:29	2:14	2:52	3:19	3:39	5:02	6:36	7:19	7:33
				8:54	10:21	10:52	11:33	14:05	14:24	14:49	16:44	17:30	17:58
				18:40	18:57	19:14							
39	4	Joacy DANTAS de ARAUJO BRA	20:41 +6:24	0:52	1:41	2:27	3:02	3:32	3:55	5:52	7:26	8:02	8:19
				9:28	10:58	11:22	11:49	14:47	15:08	15:34	17:30	18:18	18:45
				19:31	19:52	20:09							

NOTES
Intermediate (lap) times are information recorded from transponders. Final time used for ranking at the end of the race is determined with photo-finish for all riders.

LEGEND
PTP Point-To-Point

Timing and Results provided by 





Medallists

Medal	Name	Country
GOLD	Tim ROBERTSON	NZL - New Zealand
SILVER	Martin REGBORN	SWE - Sweden
BRONZE	Tomas KRIVDA	CZE - Czech Republic





Orienteering

Men's Middle Distance





Start List

REVISED
16 JUL 6:44

Start Order	Start Number	Start Time	Name	Country Code	Remarks
1	1	9:00:00	Damian KONOTOPETZ	CAN	
2	2	9:02:00	Mason ARTHUR	AUS	
3	3	9:04:00	Robert GRAHAM	CAN	
4	4	9:06:00	Sergei RJABOSKIN	EST	
5	5	9:08:00	Chun Ho LI	HKG	
6	6	9:10:00	Colin KOLBE	GER	
7	7	9:12:00	Tsz Wai YU	HKG	
8	8	9:14:00	Leandro NASCIMENTO	BRA	
9	9	9:16:00	Jonny CRICKMORE	GBR	
10	10	9:18:00	Havard EIDSMO	NOR	
11	11	9:20:00	Joacy DANTAS de ARAUJO	BRA	
12	12	9:22:00	Joseph BARRETT	USA	
13	13	9:24:00	Otto KAARIO	FIN	
14	14	9:26:00	Greg AHLWEDE	USA	
15	15	9:28:00	Tuomas HEIKKILA	FIN	
16	16	9:30:00	Emil OBRO	DEN	
17	17	9:32:00	Yannick MICHIELS	BEL	
18	18	9:34:00	Jakob EDSER	DEN	
19	19	9:36:00	Aston KEY	AUS	
20	20	9:38:00	Algirdas BARTKEVICIUS	LTU	
21	21	9:40:00	Riccardo RANCAN	SUI	
22	22	9:42:00	Elias JONSSON	NOR	
23	23	9:44:00	Tim ROBERTSON	NZL	
24	24	9:46:00	Jannis BONEK	AUT	
25	25	9:48:00	Bartosz PAWLAK	POL	
26	26	9:50:00	Bojan BLUMENSTEIN	GER	
27	27	9:52:00	Michal OLEJNIK	POL	
28	28	9:54:00	Tomas KRIVDA	CZE	
29	29	9:56:00	Ralph STREET	GBR	
30	30	9:58:00	Max Peter BEJMER	SWE	
31	31	10:00:00	Oleksandr KRATOV	UKR	
32	32	10:02:00	Isac von KRUSENSTIERNA	SWE	
33	33	10:04:00	Gernot YMSEN	AUT	
34	34	10:06:00	Martin REGBORN	SWE	
35	35	10:08:00	Vojtech KRAL	CZE	
36	36	10:10:00	Joey HADORN	SUI	
37	37	10:12:00	Ruslan GLIBOV	UKR	

Timing and Results provided by 






Start List

REVISED
16 JUL 6:44

Start Order	Start Number	Start Time	Name	Country Code	Remarks
38	38	10:14:00	Matthias KYBURZ	SUI	
39	39	10:16:00	Kasper HARLEM FOSSER	NOR	

Start order revised (bibs 15-37)


Timing and Results provided by 





Results

Rk	Start No	Name	Country Code	Time	Time Behind	Remarks
1	39	Kasper HARLEM FOSSER	NOR	33:45.00	+0.00	
2	38	Matthias KYBURZ	SUI	33:52.00	+7.00	
3	34	Martin REGBORN	SWE	34:42.00	+57.00	
4	37	Ruslan GLIBOV	UKR	36:02.00	+2:17.00	
5	33	Gernot YMSEN	AUT	36:30.00	+2:45.00	
6	36	Joey HADORN	SUI	36:58.00	+3:13.00	
7	32	Isac von KRUSENSTIERNA	SWE	37:31.00	+3:46.00	
8	10	Havard EIDSMO	NOR	37:37.00	+3:52.00	
9	27	Michal OLEJNIK	POL	38:02.00	+4:17.00	
10	28	Tomas KRIVDA	CZE	38:28.00	+4:43.00	
11	30	Max Peter BEJMER	SWE	38:48.00	+5:03.00	
12	26	Bojan BLUMENSTEIN	GER	39:13.00	+5:28.00	
13	35	Vojtech KRAL	CZE	39:15.00	+5:30.00	
14	23	Tim ROBERTSON	NZL	39:35.00	+5:50.00	
15	21	Riccardo RANCAN	SUI	39:57.00	+6:12.00	
16	25	Bartosz PAWLAK	POL	40:00.00	+6:15.00	
17	24	Jannis BONEK	AUT	40:10.00	+6:25.00	
18	18	Jakob EDSEN	DEN	40:19.00	+6:34.00	
18	22	Elias JONSSON	NOR	40:19.00	+6:34.00	
20	17	Yannick MICHIELS	BEL	40:34.00	+6:49.00	
21	15	Tuomas HEIKKILA	FIN	41:12.00	+7:27.00	
22	9	Jonny CRICKMORE	GBR	41:46.00	+8:01.00	
23	20	Algirdas BARTKEVICIUS	LTU	42:50.00	+9:05.00	
24	4	Sergei RJABOSKIN	EST	43:17.00	+9:32.00	
25	6	Colin KOLBE	GER	43:30.00	+9:45.00	
26	16	Emil OBRO	DEN	44:17.00	+10:32.00	
27	12	Joseph BARRETT	USA	44:21.00	+10:36.00	
28	13	Otto KAARIO	FIN	45:11.00	+11:26.00	
29	29	Ralph STREET	GBR	45:25.00	+11:40.00	
30	14	Greg AHLSSWEDE	USA	47:47.00	+14:02.00	
31	3	Robert GRAHAM	CAN	49:33.00	+15:48.00	
32	7	Tsz Wai YU	HKG	58:52.00	+25:07.00	
33	11	Joacy DANTAS de ARAUJO	BRA	1:00:05.00	+26:20.00	
34	5	Chun Ho LI	HKG	1:00:17.00	+26:32.00	
35	8	Leandro NASCIMENTO	BRA	1:00:27.00	+26:42.00	
36	2	Mason ARTHUR	AUS	1:07:52.00	+34:07.00	
	31	Oleksandr KRATOV	UKR	DNF		

Timing and Results provided by  TISSOT






Results

Rk	Start No	Name	Country Code	Time	Time Behind	Remarks
	1	Damian KONOTOPETZ	CAN	DSQ		
	19	Aston KEY	AUS	DSQ		

Participants					
Entries / NOCs	Finished	LAP	DNF	DSQ	DNS
39/20	36	0	1	2	0

LEGEND
DNF Did Not Finish DSQ Disqualified

Timing and Results provided by  TISSOT





Race Analysis

After: Finish

Rk	Start No	Name	Time	Point 1 Point 11 Point 21	Point 2 Point 12 Point 22	Point 3 Point 13 Point 23	Point 4 Point 14	Point 5 Point 15	Point 6 Point 16	Point 7 Point 17	Point 8 Point 18	Point 9 Point 19	Point 10 Point 20
1	39	Kasper HARLEM FOSSER NOR	33:45	1:45	2:16	4:26	5:20	6:09	6:59	7:43	9:54	10:55	11:30
				13:46	17:03	17:31	18:46	19:57	23:33	24:27	27:00	29:25	30:14
				30:57	31:41	32:45							
2	38	Matthias KYBURZ SUI	33:52 +7	1:37	2:08	4:14	5:03	5:48	6:37	7:19	9:36	10:35	11:08
				13:24	16:29	16:55	18:14	19:25	23:01	23:56	26:37	29:19	30:09
				30:53	31:44	32:45							
3	34	Martin REGBORN SWE	34:42 +57	1:48	2:22	4:35	5:22	6:11	7:01	7:45	9:53	10:55	11:40
				13:57	17:09	17:37	18:47	19:57	23:20	24:32	27:07	30:07	31:01
				31:45	32:31	33:33							





Race Analysis

Rk	Start No	Name	Time	Point 1 Point 11 Point 21	Point 2 Point 12 Point 22	Point 3 Point 13 Point 23	Point 4 Point 14	Point 5 Point 15	Point 6 Point 16	Point 7 Point 17	Point 8 Point 18	Point 9 Point 19	Point 10 Point 20
4	37	Ruslan GLIBOV UKR	36:02 +2:17	2:08	2:42	5:06	6:02	6:57	7:53	8:39	11:00	12:04	12:43
				15:16	18:31	18:56	20:15	21:26	25:02	25:58	28:39	31:21	32:12
				32:56	33:46	34:48							
5	33	Gernot YMSEN AUT	36:30 +2:45	1:44	2:16	4:34	5:24	6:15	7:11	7:57	10:21	11:27	12:03
				14:33	17:49	18:17	19:40	20:57	24:49	25:50	28:44	31:41	32:37
				33:29	34:19	35:23							
6	36	Joey HADORN SUI	36:58 +3:13	1:44	2:16	4:36	5:34	6:26	7:19	8:07	10:32	11:39	12:16
				14:48	18:15	18:43	20:35	21:57	25:45	26:57	29:36	32:19	33:12
				34:01	34:52	35:55							





Race Analysis

Rk	Start No	Name	Time	Point 1 Point 11 Point 21	Point 2 Point 12 Point 22	Point 3 Point 13 Point 23	Point 4 Point 14	Point 5 Point 15	Point 6 Point 16	Point 7 Point 17	Point 8 Point 18	Point 9 Point 19	Point 10 Point 20
7	32	Isac von KRUSENSTIERNA SWE	37:31 +3:46	1:53	2:32	4:48	5:44	6:39	7:33	8:18	10:41	12:17	12:53
				15:18	18:34	19:23	20:52	22:11	25:54	26:54	29:33	32:49	33:43
				34:28	35:19	36:24							
8	10	Havard EIDSMO NOR	37:37 +3:52	2:08	2:41	4:51	5:50	6:43	7:32	8:19	10:42	11:47	12:24
				14:46	18:01	18:31	20:13	21:26	25:24	26:27	29:21	32:19	33:20
				34:20	35:18	36:31							
9	27	Michal OLEJNIK POL	38:02 +4:17	1:55	2:29	5:07	6:08	7:01	7:57	8:46	11:01	12:09	12:48
				15:16	18:57	19:29	20:57	22:18	26:08	27:08	30:02	33:05	34:01
				34:56	35:50	36:55							





Race Analysis

Rk	Start No	Name	Time	Point 1 Point 11 Point 21	Point 2 Point 12 Point 22	Point 3 Point 13 Point 23	Point 4 Point 14	Point 5 Point 15	Point 6 Point 16	Point 7 Point 17	Point 8 Point 18	Point 9 Point 19	Point 10 Point 20
10	28	Tomas KRIVDA CZE	38:28 +4:43	1:47 14:57 35:16	2:17 18:46 36:12	4:30 19:14 37:16	5:22 20:43	6:12 22:04	7:06 25:56	7:50 27:02	10:42 30:00	11:52 33:01	12:30 34:05
11	30	Max Peter BEJMER SWE	38:48 +5:03	1:51 15:50 35:38	2:26 19:51 36:28	4:42 20:23 37:38	5:37 21:47	6:25 23:10	7:16 26:49	7:59 27:56	10:11 30:40	11:17 33:42	11:50 34:43
12	26	Bojan BLUMENSTEIN GER	39:13 +5:28	1:56 15:47 35:49	2:29 19:25 36:52	5:01 19:58 38:01	6:00 21:22	6:56 22:37	7:51 26:34	8:44 27:39	11:24 30:38	12:34 33:48	13:12 34:49





Race Analysis

Rk	Start No	Name	Time	Point 1 Point 11 Point 21	Point 2 Point 12 Point 22	Point 3 Point 13 Point 23	Point 4 Point 14	Point 5 Point 15	Point 6 Point 16	Point 7 Point 17	Point 8 Point 18	Point 9 Point 19	Point 10 Point 20
13	35	Vojtech KRAL CZE	39:15 +5:30	1:45	2:16	4:30	5:44	6:34	7:28	8:13	10:28	11:34	12:10
				14:40	18:08	18:35	19:56	22:41	26:40	27:48	30:44	34:10	35:05
				36:02	36:55	38:04							
14	23	Tim ROBERTSON NZL	39:35 +5:50	1:55	2:27	4:54	5:45	6:35	7:28	8:15	10:56	11:59	12:37
				15:03	18:47	19:22	21:03	22:32	26:23	27:30	30:27	33:59	35:08
				36:08	37:03	38:18							
15	21	Riccardo RANCAN SUI	39:57 +6:12	1:58	2:30	4:48	6:07	7:08	8:02	8:50	11:19	12:30	13:11
				16:20	19:52	20:29	22:03	23:25	27:13	28:15	31:20	34:42	35:39
				36:40	37:30	38:49							





Race Analysis

Rk	Start No	Name	Time	Point 1 Point 11 Point 21	Point 2 Point 12 Point 22	Point 3 Point 13 Point 23	Point 4 Point 14	Point 5 Point 15	Point 6 Point 16	Point 7 Point 17	Point 8 Point 18	Point 9 Point 19	Point 10 Point 20
16	25	Bartosz PAWLAK POL	40:00 +6:15	1:50	2:25	4:47	5:53	6:42	7:41	8:34	11:14	12:23	13:05
				16:00	19:42	20:20	21:53	23:19	27:22	28:25	31:23	34:35	35:44
				36:47	37:42	38:49							
17	24	Jannis BONEK AUT	40:10 +6:25	1:49	2:20	4:24	5:19	6:07	7:02	7:48	10:37	11:44	12:20
				14:50	18:28	18:57	20:23	21:52	25:36	26:40	29:25	32:48	33:44
				34:46	37:43	38:55							
18	18	Jakob EDSSEN DEN	40:19 +6:34	2:02	2:39	5:05	6:01	6:53	7:54	8:42	11:21	12:35	13:17
				16:02	19:36	20:08	21:40	22:59	27:12	28:18	31:19	34:44	35:47
				36:54	37:58	39:07							





Race Analysis

Rk	Start No	Name	Time	Point 1 Point 11 Point 21	Point 2 Point 12 Point 22	Point 3 Point 13 Point 23	Point 4 Point 14	Point 5 Point 15	Point 6 Point 16	Point 7 Point 17	Point 8 Point 18	Point 9 Point 19	Point 10 Point 20
18	22	Elias JONSSON NOR	40:19 +6:34	1:42 15:24 36:56	2:17 19:11 37:50	4:32 19:50 39:02	5:26 21:19	6:20 22:40	7:14 27:09	8:09 28:14	10:55 31:07	12:04 34:48	12:43 36:00
20	17	Yannick MICHIELS BEL	40:34 +6:49	1:53 15:27 37:07	2:29 19:23 38:03	4:59 20:02 39:21	5:56 21:22	6:51 22:50	7:46 26:55	8:36 28:03	11:00 30:49	12:19 34:19	12:57 36:04
21	15	Tuomas HEIKKILA FIN	41:12 +7:27	2:16 16:39 37:53	2:51 20:18 38:47	5:10 20:54 39:58	6:05 22:19	7:01 23:53	7:59 28:19	8:49 29:26	11:41 32:22	12:56 35:40	13:41 37:02





Race Analysis

Rk	Start No	Name	Time	Point 1 Point 11 Point 21	Point 2 Point 12 Point 22	Point 3 Point 13 Point 23	Point 4 Point 14	Point 5 Point 15	Point 6 Point 16	Point 7 Point 17	Point 8 Point 18	Point 9 Point 19	Point 10 Point 20
22	9	Jonny CRICKMORE GBR	41:46 +8:01	2:05 16:01 35:13	2:36 19:34 39:12	5:01 20:03 40:29	6:03 21:31	6:56 22:49	7:55 26:34	8:53 27:34	11:36 30:20	12:59 33:26	13:37 34:21
23	20	Algirdas BARTKEVICIUS LTU	42:50 +9:05	2:12 16:28 39:17	2:45 21:05 40:23	5:17 21:58 41:35	6:18 23:44	7:19 25:27	8:15 29:24	9:03 30:30	11:38 33:34	12:48 37:08	13:27 38:11
24	4	Sergei RJABOSKIN EST	43:17 +9:32	1:55 17:02 39:37	2:31 21:27 40:35	5:06 22:00 41:57	6:05 23:27	7:01 25:13	7:58 29:38	9:01 31:07	11:39 34:14	13:15 37:40	14:11 38:48





Race Analysis

Rk	Start No	Name	Time	Point 1 Point 11 Point 21	Point 2 Point 12 Point 22	Point 3 Point 13 Point 23	Point 4 Point 14	Point 5 Point 15	Point 6 Point 16	Point 7 Point 17	Point 8 Point 18	Point 9 Point 19	Point 10 Point 20
25	6	Colin KOLBE GER	43:30 +9:45	1:48 16:12 39:57	2:25 20:09 41:01	4:54 20:53 42:13	5:57 22:19	6:52 23:48	8:01 27:59	8:53 29:08	11:47 32:06	12:59 36:40	13:40 38:13
26	16	Emil OBRO DEN	44:17 +10:32	2:07 19:16 40:58	2:44 23:21 42:00	5:16 23:53 43:12	6:15 25:37	7:13 27:12	8:07 31:04	8:54 32:16	11:26 35:09	12:37 38:13	13:17 40:05
27	12	Joseph BARRETT USA	44:21 +10:36	2:10 16:58 40:25	2:47 20:57 41:35	5:26 21:34 42:55	6:21 23:13	7:19 25:04	8:17 29:35	9:12 30:58	11:56 34:18	13:20 38:12	14:04 39:23





Race Analysis

Rk	Start No	Name	Time	Point 1 Point 11 Point 21	Point 2 Point 12 Point 22	Point 3 Point 13 Point 23	Point 4 Point 14	Point 5 Point 15	Point 6 Point 16	Point 7 Point 17	Point 8 Point 18	Point 9 Point 19	Point 10 Point 20
28	13	Otto KAARIO FIN	45:11 +11:26	2:22	3:03	5:44	6:48	7:47	8:44	9:47	12:33	14:02	14:55
				18:28	22:05	22:38	24:02	25:55	30:08	31:22	34:16	38:09	39:11
				40:23	42:51	44:02							
29	29	Ralph STREET GBR	45:25 +11:40	2:05	2:39	5:59	7:00	7:57	8:50	9:36	11:51	12:54	13:33
				19:23	23:22	23:53	25:57	27:21	31:51	32:50	36:14	39:33	40:42
				41:41	42:40	43:57							
30	14	Greg AHLWEDE USA	47:47 +14:02	2:20	3:00	5:46	6:48	8:04	9:12	10:19	13:38	14:59	15:42
				18:51	22:51	23:26	25:06	26:40	31:37	32:58	36:19	40:12	42:15
				43:37	44:44	46:15							





Race Analysis

Rk	Start No	Name	Time	Point 1 Point 11 Point 21	Point 2 Point 12 Point 22	Point 3 Point 13 Point 23	Point 4 Point 14	Point 5 Point 15	Point 6 Point 16	Point 7 Point 17	Point 8 Point 18	Point 9 Point 19	Point 10 Point 20
31	3	Robert GRAHAM CAN	49:33 +15:48	2:29	3:16	7:01	8:09	9:10	10:16	11:16	14:46	16:15	17:05
				20:45	25:36	26:16	28:02	29:41	34:47	36:01	39:38	43:38	44:58
				46:05	47:05	48:17							
32	7	Tsz Wai YU HKG	58:52 +25:07	2:45	3:26	6:54	8:14	9:21	10:40	11:43	15:48	17:31	18:28
				23:28	30:05	31:20	33:38	35:32	41:31	42:52	46:50	51:48	53:13
				54:31	55:48	57:23							
33	11	Joacy DANTAS de ARAUJO BRA	1:00:05 +26:20	2:06	2:54	6:09	9:54	11:10	12:23	13:32	17:11	19:38	20:33
				24:39	30:18	31:02	33:16	35:12	40:51	42:17	46:20	51:12	52:48
				54:40	56:13	58:33							





Race Analysis

Rk	Start No	Name	Time	Point 1 Point 11 Point 21	Point 2 Point 12 Point 22	Point 3 Point 13 Point 23	Point 4 Point 14	Point 5 Point 15	Point 6 Point 16	Point 7 Point 17	Point 8 Point 18	Point 9 Point 19	Point 10 Point 20
34	5	Chun Ho LI HKG	1:00:17 +26:32	2:36	3:23	7:42	9:04	10:36	12:06	13:20	17:05	18:49	19:42
				23:39	29:03	29:56	32:21	34:43	41:38	43:56	47:25	52:46	54:14
				55:40	56:56	58:54							
35	8	Leandro NASCIMENTO BRA	1:00:27 +26:42	2:24	3:40	10:41	12:07	13:32	14:57	16:21	20:11	21:37	22:22
				31:00	34:57	35:34	37:13	38:49	43:44	45:00	48:47	53:35	55:13
				56:26	57:58	59:08							
36	2	Mason ARTHUR AUS	1:07:52 +34:07	2:37	3:23	6:41	8:07	9:28	10:49	12:05	16:41	18:42	19:43
				24:28	31:11	32:12	35:20	37:34	44:40	46:15	50:57	58:14	1:00:23
				1:02:04	1:04:26	1:06:14							





Race Analysis

Rk	Start No	Name	Time	Point 1 Point 11 Point 21	Point 2 Point 12 Point 22	Point 3 Point 13 Point 23	Point 4 Point 14	Point 5 Point 15	Point 6 Point 16	Point 7 Point 17	Point 8 Point 18	Point 9 Point 19	Point 10 Point 20
	31	Oleksandr KRATOV UKR	DNF	1:45 14:33	2:18 17:53	4:30 18:24	5:21 19:47	6:13 21:16	7:06 25:20	7:50 26:21	10:09	11:15	11:53
	1	Damian KONOTOPETZ CAN	DSQ										
	19	Aston KEY AUS	DSQ										

NOTES
Intermediate (lap) times are information recorded from transponders. Final time used for ranking at the end of the race is determined with photo-finish for all riders.

LEGEND
DNF Did Not Finish DSQ Disqualified PTP Point-To-Point





Medallists

Medal	Name	Country
GOLD	Kasper HARLEM FOSSER	NOR - Norway
SILVER	Matthias KYBURZ	SUI - Switzerland
BRONZE	Martin REGBORN	SWE - Sweden





Orienteering

Women's Sprint





Start List

Start Order	Start Number	Start Time	Name	Country Code	Remarks
1	101	10:00:00	Carol WALKER	CAN	
2	102	10:01:00	Alison CROCKER	USA	
3	103	10:02:00	Salma ABO KHABER	EGY	
4	104	10:03:00	Sigrid RUUL	EST	
5	105	10:04:00	Milla KEY	AUS	
6	106	10:05:00	Kaste RUTKAUSKAITE	LTU	
7	107	10:06:00	Elaine LENZ	BRA	
8	108	10:07:00	Emma WADDINGTON	CAN	
9	109	10:08:00	Maisa FRANCO SZCZYPIOR	BRA	
10	110	10:09:00	Cho Yu LAM	HKG	
11	111	10:10:00	Alison CAMPBELL	USA	
12	112	10:11:00	Ka Ki LEUNG	HKG	
13	113	10:12:00	Aislinn PRENDERGAST	AUS	
14	114	10:13:00	Hannula-Katrin PANDIS	EST	
15	115	10:14:00	Birte FRIEDRICH	GER	
16	116	10:15:00	Cecilie ANDERSEN	GBR	
17	117	10:16:00	Ylvi KASTNER	AUT	
18	118	10:17:00	Kateryna DZEMA	UKR	
19	119	10:18:00	Zsofia SARKOZY	HUN	
20	120	10:19:00	Caroline GJOTTERUP	DEN	
21	121	10:20:00	Olena BABYCH	UKR	
22	122	10:21:00	Hanna WISNIEWSKA	POL	
23	123	10:22:00	Denisa KOSOVA	CZE	
24	124	10:23:00	Susen LOSCH	GER	
25	125	10:24:00	Ida AGERVIG KRISTIANSSON	DEN	
26	126	10:25:00	Sandra GROSBERGA	LAT	
27	127	10:26:00	Ingrid LUNDANES	NOR	
28	128	10:27:00	Laura RAMSTEIN	AUT	
29	129	10:28:00	Charlotte WARD	GBR	
30	130	10:29:00	Eef van DONGEN	NED	
31	131	10:30:00	Aleksandra HORNIK	POL	
32	132	10:31:00	Victoria BJORNSTAD	NOR	
33	133	10:32:00	Sofia OHLSSON	SWE	
34	134	10:33:00	Tereza JANOSIKOVA	CZE	
35	135	10:34:00	Elena ROOS	SUI	
36	136	10:35:00	Lina STRAND	SWE	
37	137	10:36:00	Simona AEBERSOLD	SUI	

Timing and Results provided by  TISSOT





Results

Rk	Start No	Name	Country Code	Time	Time Behind	Remarks
1	137	Simona AEBERSOLD	SUI	14:52.00	+0.00	
2	134	Tereza JANOSIKOVA	CZE	15:18.00	+26.00	
3	135	Elena ROOS	SUI	15:21.00	+29.00	
4	131	Aleksandra HORNIK	POL	15:36.00	+44.00	
5	133	Sofia OHLSSON	SWE	15:37.00	+45.00	
6	127	Ingrid LUNDANES	NOR	15:39.00	+47.00	
7	125	Ida AGERVIG KRISTIANSSON	DEN	15:41.00	+49.00	
8	121	Olena BABYCH	UKR	15:54.00	+1:02.00	
9	132	Victoria BJORNSTAD	NOR	16:02.00	+1:10.00	
10	120	Caroline GJOTTERUP	DEN	16:15.00	+1:23.00	
11	130	Eef van DONGEN	NED	16:23.00	+1:31.00	
12	128	Laura RAMSTEIN	AUT	16:25.00	+1:33.00	
13	126	Sandra GROSBERGA	LAT	16:31.00	+1:39.00	
14	116	Cecilie ANDERSEN	GBR	16:40.00	+1:48.00	
15	118	Kateryna DZEMA	UKR	16:48.00	+1:56.00	
16	122	Hanna WISNIEWSKA	POL	16:57.00	+2:05.00	
17	129	Charlotte WARD	GBR	17:02.00	+2:10.00	
18	115	Birte FRIEDRICH	GER	17:07.00	+2:15.00	
19	123	Denisa KOSOVA	CZE	17:18.00	+2:26.00	
20	124	Susen LOSCH	GER	17:24.00	+2:32.00	
21	108	Emma WADDINGTON	CAN	17:25.00	+2:33.00	
22	119	Zsofia SARCOZY	HUN	17:46.00	+2:54.00	
23	114	Hannula-Katrin PANDIS	EST	17:51.00	+2:59.00	
24	102	Alison CROCKER	USA	17:54.00	+3:02.00	
25	117	Ylvi KASTNER	AUT	18:29.00	+3:37.00	
26	110	Cho Yu LAM	HKG	19:20.00	+4:28.00	
27	106	Kaste RUTKAUSKAITE	LTU	19:23.00	+4:31.00	
28	104	Sigrid RUUL	EST	19:24.00	+4:32.00	
29	105	Milla KEY	AUS	20:13.00	+5:21.00	
30	112	Ka Ki LEUNG	HKG	20:24.00	+5:32.00	
31	111	Alison CAMPBELL	USA	20:44.00	+5:52.00	
32	113	Aislinn PRENDERGAST	AUS	20:45.00	+5:53.00	
33	109	Maisa FRANCO SZCZYPIOR	BRA	21:16.00	+6:24.00	
34	101	Carol WALKER	CAN	23:25.00	+8:33.00	
35	107	Elaine LENZ	BRA	23:42.00	+8:50.00	
36	103	Salma ABO KHABER	EGY	27:42.00	+12:50.00	
	136	Lina STRAND	SWE	DNS		

Timing and Results provided by  TISSOT






Results

Participants					
Entries / NOCs	Finished	LAP	DNF	DSQ	DNS
37/21	36	0	0	0	1

LEGEND
DNS Did Not Start

Timing and Results provided by  **TISSOT**

ORIWSPRINT-----FNL-000001--_C73A 1

Report Created FRI 15 JUL 2022 12:01

Page 2 / 2





Race Analysis

After: Finish

Rk	Start No	Name	Time	Point 1 Point 11	Point 2 Point 12	Point 3 Point 13	Point 4 Point 14	Point 5 Point 15	Point 6 Point 16	Point 7 Point 17	Point 8 Point 18	Point 9 Point 19	Point 10 Point 20
1	137	Simona AEBERSOLD SUI	14:52	0:41	1:19	1:58	2:30	2:54	3:10	4:12	5:24	5:53	6:07
				6:58	8:12	8:37	8:54	11:17	11:35	12:00	13:37	14:05	14:21
2	134	Tereza JANOSIKOVA CZE	15:18 +26	0:40	1:22	2:02	2:35	3:04	3:20	4:22	5:32	6:03	6:18
				7:16	8:34	8:55	9:14	11:44	12:04	12:27	14:05	14:34	14:49
3	135	Elena ROOS SUI	15:21 +29	0:42	1:23	2:02	2:32	2:57	3:13	4:17	5:27	5:56	6:10
				7:13	8:25	8:51	9:25	11:50	12:08	12:31	14:08	14:36	14:52
4	131	Aleksandra HORNIK POL	15:36 +44	0:43	1:27	2:06	2:37	3:02	3:19	4:22	5:37	6:07	6:21
				7:22	8:37	9:05	9:22	11:51	12:09	12:31	14:19	14:49	15:05
5	133	Sofia OHLSSON SWE	15:37 +45	0:42	1:32	2:11	2:45	3:11	3:27	4:30	5:43	6:14	6:28
				7:34	8:47	9:14	9:32	12:06	12:26	12:48	14:21	14:51	15:08

Timing and Results provided by  TISSOT





Race Analysis

Rk	Start No	Name	Time	Point 1 Point 11	Point 2 Point 12	Point 3 Point 13	Point 4 Point 14	Point 5 Point 15	Point 6 Point 16	Point 7 Point 17	Point 8 Point 18	Point 9 Point 19	Point 10 Point 20
6	127	Ingrid LUNDANES NOR	15:39 +47	0:41 7:35	1:26 8:42	2:11 9:04	2:45 9:25	3:11 12:07	3:27 12:26	4:37 12:47	5:47 14:22	6:19 14:50	6:34 15:06
7	125	Ida AGERVIG KRISTIANSSON DEN	15:41 +49	0:46 7:32	1:29 8:52	2:09 9:14	2:46 9:32	3:13 11:58	3:31 12:17	4:39 12:42	5:49 14:24	6:19 14:54	6:35 15:11
8	121	Olena BABYCH UKR	15:54 +1:02	0:46 7:45	1:29 8:55	2:11 9:27	2:47 9:48	3:14 12:14	3:31 12:32	4:34 12:56	5:50 14:39	6:26 15:08	6:42 15:25
9	132	Victoria BJORNSTAD NOR	16:02 +1:10	0:46 7:50	1:32 9:04	2:13 9:29	2:52 9:55	3:21 12:24	3:38 12:43	4:44 13:06	6:02 14:44	6:33 15:15	6:51 15:31
10	120	Caroline GJOTTERUP DEN	16:15 +1:23	0:46 7:54	1:35 9:12	2:18 9:43	2:58 10:05	3:26 12:38	3:44 12:57	4:50 13:20	6:08 14:59	6:40 15:29	6:54 15:45
11	130	Eef van DONGEN NED	16:23 +1:31	0:45 8:16	1:30 9:33	2:13 10:01	2:50 10:20	3:18 12:46	3:37 13:03	4:43 13:27	6:19 15:06	6:54 15:36	7:11 15:52

Timing and Results provided by 





Race Analysis

Rk	Start No	Name	Time	Point 1 Point 11	Point 2 Point 12	Point 3 Point 13	Point 4 Point 14	Point 5 Point 15	Point 6 Point 16	Point 7 Point 17	Point 8 Point 18	Point 9 Point 19	Point 10 Point 20
12	128	Laura RAMSTEIN AUT	16:25 +1:33	0:46 8:01	1:32 9:13	2:15 9:32	2:50 9:53	3:18 12:32	3:37 12:51	4:46 13:15	6:07 15:04	6:41 15:35	6:57 15:52
13	126	Sandra GROSBERGA LAT	16:31 +1:39	0:42 7:39	1:24 9:09	2:05 9:38	2:40 9:59	3:07 12:38	3:23 12:58	4:34 13:23	5:46 15:07	6:20 15:37	6:35 15:56
14	116	Cecilie ANDERSEN GBR	16:40 +1:48	0:44 7:43	1:30 9:03	2:11 9:33	2:45 9:55	3:11 12:34	3:30 12:55	4:37 13:27	5:50 15:17	6:24 15:49	6:41 16:06
15	118	Kateryna DZEMA UKR	16:48 +1:56	0:43 7:27	1:23 8:53	2:02 9:21	2:40 10:11	3:06 12:57	3:22 13:16	4:27 13:38	5:41 15:26	6:10 16:03	6:25 16:17
16	122	Hanna WISNIEWSKA POL	16:57 +2:05	0:48 8:07	1:33 9:33	2:17 9:55	2:52 10:15	3:22 13:07	3:41 13:28	4:53 13:53	6:13 15:35	6:47 16:07	7:03 16:24
17	129	Charlotte WARD GBR	17:02 +2:10	0:45 7:47	1:28 9:09	2:08 9:36	2:41 10:03	3:07 12:58	3:25 13:17	4:36 13:43	5:48 15:39	6:21 16:07	6:35 16:27

Timing and Results provided by 





Race Analysis

Rk	Start No	Name	Time	Point 1 Point 11	Point 2 Point 12	Point 3 Point 13	Point 4 Point 14	Point 5 Point 15	Point 6 Point 16	Point 7 Point 17	Point 8 Point 18	Point 9 Point 19	Point 10 Point 20
18	115	Birte FRIEDRICHS GER	17:07 +2:15	0:46 8:05	1:32 9:30	2:17 9:53	2:54 10:15	3:23 13:02	3:42 13:24	4:54 13:48	6:11 15:44	6:47 16:19	7:04 16:36
19	123	Denisa KOSOVA CZE	17:18 +2:26	0:46 8:01	1:33 9:24	2:16 9:53	2:57 10:15	3:26 13:06	3:44 13:35	4:51 14:01	6:07 15:50	6:44 16:24	7:02 16:44
20	124	Susen LOSCH GER	17:24 +2:32	0:46 8:21	1:30 9:38	2:14 10:02	2:48 10:21	3:16 13:19	3:34 13:39	4:52 14:05	6:11 15:53	6:46 16:27	7:02 16:46
21	108	Emma WADDINGTON CAN	17:25 +2:33	0:43 8:19	1:26 9:45	2:10 10:23	2:43 10:47	3:11 13:29	3:29 13:49	4:47 14:13	6:10 16:02	6:44 16:35	7:00 16:52
22	119	Zsofia SARKOZY HUN	17:46 +2:54	0:45 8:11	1:29 9:28	2:14 10:02	2:53 10:29	3:20 13:25	3:39 13:46	4:51 14:12	6:15 16:18	6:49 16:52	7:08 17:11
23	114	Hannula-Katrin PANDIS EST	17:51 +2:59	0:48 8:26	1:33 9:57	2:17 10:26	2:54 10:54	3:22 13:46	3:41 14:07	4:53 14:34	6:12 16:25	6:54 16:57	7:12 17:16

Timing and Results provided by 





Race Analysis

Rk	Start No	Name	Time	Point 1 Point 11	Point 2 Point 12	Point 3 Point 13	Point 4 Point 14	Point 5 Point 15	Point 6 Point 16	Point 7 Point 17	Point 8 Point 18	Point 9 Point 19	Point 10 Point 20
24	102	Alison CROCKER USA	17:54 +3:02	0:51 8:48	1:37 10:05	2:23 10:31	3:01 10:56	3:34 13:49	3:52 14:12	5:12 14:38	6:38 16:30	7:17 17:02	7:36 17:21
25	117	Yivi KASTNER AUT	18:29 +3:37	0:45 8:00	1:25 9:40	2:07 10:14	2:42 10:39	3:10 13:36	3:28 14:08	4:38 14:37	5:58 16:52	6:34 17:35	6:53 17:56
26	110	Cho Yu LAM HKG	19:20 +4:28	0:50 9:05	1:36 10:38	2:22 11:03	3:00 11:27	3:50 14:37	4:14 14:59	5:40 15:30	7:08 17:46	7:46 18:25	8:04 18:45
27	106	Kaste RUTKAUSKAITE LTU	19:23 +4:31	0:48 9:02	1:36 10:29	2:21 10:54	2:59 11:35	3:29 14:42	3:48 15:06	5:11 15:33	6:48 17:46	7:25 18:24	7:44 18:46
28	104	Sigrid RUUL EST	19:24 +4:32	0:46 9:23	1:34 11:06	2:18 11:50	2:57 12:14	3:28 15:09	3:46 15:29	5:41 15:56	7:05 17:55	7:45 18:31	8:14 18:50
29	105	Milla KEY AUS	20:13 +5:21	0:50 8:50	1:36 10:17	2:22 10:57	3:05 11:17	3:34 15:30	3:54 15:54	5:16 16:24	6:43 18:44	7:22 19:22	7:40 19:40

Timing and Results provided by 





Race Analysis

Rk	Start No	Name	Time	Point 1 Point 11	Point 2 Point 12	Point 3 Point 13	Point 4 Point 14	Point 5 Point 15	Point 6 Point 16	Point 7 Point 17	Point 8 Point 18	Point 9 Point 19	Point 10 Point 20
30	112	Ka Ki LEUNG HKG	20:24 +5:32	0:54 9:20	1:45 10:56	2:38 11:32	3:22 12:01	3:51 15:35	4:12 16:13	5:41 16:45	7:11 18:46	7:55 19:24	8:13 19:45
31	111	Alison CAMPBELL USA	20:44 +5:52	0:59 10:02	2:06 11:38	3:00 12:18	3:43 12:43	4:18 15:51	4:41 16:14	6:07 16:44	7:39 19:04	8:23 19:47	8:41 20:09
32	113	Aislinn PRENDERGAST AUS	20:45 +5:53	0:54 10:12	1:44 11:41	2:35 12:06	3:16 12:33	3:47 15:58	4:08 16:27	5:27 16:56	8:06 19:09	8:43 19:46	9:02 20:08
33	109	Maisa FRANCO SZCZYPIOR BRA	21:16 +6:24	0:51 10:07	1:37 11:45	2:27 12:09	3:33 12:31	4:14 16:27	4:39 16:52	6:05 17:21	7:34 19:39	8:12 20:19	8:34 20:40
34	101	Carol WALKER CAN	23:25 +8:33	0:56 10:30	1:47 12:32	2:41 13:11	3:28 13:45	4:02 17:38	4:25 18:05	6:07 18:41	7:53 21:36	8:40 22:22	9:08 22:46
35	107	Elaine LENZ BRA	23:42 +8:50	1:15 12:10	2:22 13:49	3:15 14:15	3:52 14:36	4:31 18:34	5:08 18:57	7:26 19:28	9:19 21:56	10:10 22:37	10:37 23:07

Timing and Results provided by 





Race Analysis

Rk	Start No	Name	Time	Point 1 Point 11	Point 2 Point 12	Point 3 Point 13	Point 4 Point 14	Point 5 Point 15	Point 6 Point 16	Point 7 Point 17	Point 8 Point 18	Point 9 Point 19	Point 10 Point 20
36	103	Salma ABO KHABER EGY	27:42 +12:50	1:05	2:02	2:55	3:43	4:18	4:53	7:28	9:54	10:34	10:56
				12:32	16:08	17:27	18:13	22:17	22:49	23:22	26:03	26:46	27:08
	136	Lina STRAND SWE	DNS										

NOTES
Intermediate (lap) times are information recorded from transponders. Final time used for ranking at the end of the race is determined with photo-finish for all riders.

LEGEND
DNS Did Not Start PTP Point-To-Point

Timing and Results provided by  **TISSOT**





Medallists

Medal	Name	Country
GOLD	Simona AEBERSOLD	SUI - Switzerland
SILVER	Tereza JANOSIKOVA	CZE - Czech Republic
BRONZE	Elena ROOS	SUI - Switzerland



Orienteering


Women's Middle Distance





Start List

Start Order	Start Number	Start Time	Name	Country Code	Remarks
1	101	10:40:00	Hannula-Katrin PANDIS	EST	
2	102	10:42:00	Salma ABO KHABER	EGY	
3	103	10:44:00	Milla KEY	AUS	
4	104	10:46:00	Alison CROCKER	USA	
5	105	10:48:00	Sigrid RUUL	EST	
6	106	10:50:00	Ka Ki LEUNG	HKG	
7	107	10:52:00	Olena BABYCH	UKR	
8	108	10:54:00	Eef van DONGEN	NED	
9	109	10:56:00	Emma WADDINGTON	CAN	
10	110	10:58:00	Maisa FRANCO SZCZYPIOR	BRA	
11	111	11:00:00	Alison CAMPBELL	USA	
12	112	11:02:00	Elaine LENZ	BRA	
13	113	11:04:00	Cho Yu LAM	HKG	
14	114	11:06:00	Aislinn PRENDERGAST	AUS	
15	115	11:08:00	Kaste RUTKAUSKAITE	LTU	
16	116	11:10:00	Ylvi KASTNER	AUT	
17	117	11:12:00	Kateryna DZEMA	UKR	
18	118	11:14:00	Cecilie ANDERSEN	GBR	
19	119	11:16:00	Birte FRIEDRICH	GER	
20	120	11:18:00	Ida AGERVIG KRISTIANSSON	DEN	
21	121	11:20:00	Zsofia SARKOZY	HUN	
22	122	11:22:00	Caroline GJOTTERUP	DEN	
23	123	11:24:00	Ingrid LUNDANES	NOR	
24	124	11:26:00	Laura RAMSTEIN	AUT	
25	125	11:28:00	Victoria BJORNSTAD	NOR	
26	126	11:30:00	Hanna WISNIEWSKA	POL	
27	127	11:32:00	Sandra GROSBERGA	LAT	
28	128	11:34:00	Susen LOSCH	GER	
29	129	11:36:00	Tereza JANOSIKOVA	CZE	
30	130	11:38:00	Aleksandra HORNIK	POL	
31	131	11:40:00	Denisa KOSOVA	CZE	
32	132	11:42:00	Elena ROOS	SUI	
33	133	11:44:00	Sofia OHLSSON	SWE	
34	134	11:46:00	Simona AEBERSOLD	SUI	


Timing and Results provided by  TISSOT





Results

Rk	Start No	Name	Country Code	Time	Time Behind	Remarks
1	134	Simona AEBERSOLD	SUI	35:12.00	+0.00	
2	133	Sofia OHLSSON	SWE	35:57.00	+45.00	
3	123	Ingrid LUNDANES	NOR	39:14.00	+4:02.00	
4	125	Victoria BJORNSTAD	NOR	40:16.00	+5:04.00	
5	130	Aleksandra HORNIK	POL	40:51.00	+5:39.00	
6	126	Hanna WISNIEWSKA	POL	41:19.00	+6:07.00	
7	132	Elena ROOS	SUI	41:27.00	+6:15.00	
8	128	Susen LOSCH	GER	42:17.00	+7:05.00	
9	129	Tereza JANOSIKOVA	CZE	43:20.00	+8:08.00	
10	127	Sandra GROSBERGA	LAT	43:22.00	+8:10.00	
11	120	Ida AGERVIG KRISTIANSSON	DEN	44:24.00	+9:12.00	
12	118	Cecilie ANDERSEN	GBR	45:44.00	+10:32.00	
13	124	Laura RAMSTEIN	AUT	46:34.00	+11:22.00	
14	119	Birte FRIEDRICH	GER	47:19.00	+12:07.00	
15	105	Sigrid RUUL	EST	47:22.00	+12:10.00	
16	117	Kateryna DZEMA	UKR	47:37.00	+12:25.00	
17	121	Zsofia SARKOZY	HUN	48:04.00	+12:52.00	
18	101	Hannula-Katrin PANDIS	EST	48:24.00	+13:12.00	
19	109	Emma WADDINGTON	CAN	49:17.00	+14:05.00	
20	114	Aislinn PRENDERGAST	AUS	49:59.00	+14:47.00	
21	108	Eef van DONGEN	NED	50:55.00	+15:43.00	
22	107	Olena BABYCH	UKR	51:11.00	+15:59.00	
23	104	Alison CROCKER	USA	52:00.00	+16:48.00	
24	115	Kaste RUTKAUSKAITE	LTU	54:09.00	+18:57.00	
25	110	Maisa FRANCO SZCZYPIOR	BRA	58:35.00	+23:23.00	
26	112	Elaine LENZ	BRA	1:00:23.00	+25:11.00	
27	111	Alison CAMPBELL	USA	1:02:32.00	+27:20.00	
28	113	Cho Yu LAM	HKG	1:03:26.00	+28:14.00	
29	106	Ka Ki LEUNG	HKG	1:08:16.00	+33:04.00	
	103	Milla KEY	AUS	DNF		
	102	Salma ABO KHABER	EGY	DNF		
	131	Denisa KOSOVA	CZE	DSQ		
	116	Ylvi KASTNER	AUT	DNS		
	122	Caroline GJOTTERUP	DEN	DNS		

Timing and Results provided by  TISSOT






Results

Participants					
Entries / NOCs	Finished	LAP	DNF	DSQ	DNS
34/21	29	0	2	1	2

LEGEND				
DNF	Did Not Finish	DNS	Did Not Start	DSQ Disqualified

Timing and Results provided by  TISSOT






Race Analysis

After: Finish

Rk	Start No	Name	Time	Point 1 Point 11	Point 2 Point 12	Point 3 Point 13	Point 4 Point 14	Point 5 Point 15	Point 6 Point 16	Point 7 Point 17	Point 8 Point 18	Point 9 Point 19	Point 10
1	134	Simona AEBERSOLD SUI	35:12	2:17 18:08	2:57 19:45	5:39 21:18	6:46 24:25	7:41 25:35	8:19 28:33	9:45 31:49	10:56 32:44	11:37 33:55	14:31
2	133	Sofia OHLSSON SWE	35:57 +45	2:17 18:06	2:57 19:37	5:38 21:15	6:36 25:07	7:30 26:19	8:09 29:22	9:45 32:40	10:57 33:34	11:37 34:46	14:11
3	123	Ingrid LUNDANES NOR	39:14 +4:02	2:11 19:34	2:53 21:38	5:41 23:20	6:38 27:40	7:38 28:47	8:20 31:53	10:05 35:39	11:20 36:45	12:04 38:02	15:08
4	125	Victoria BJORNSTAD NOR	40:16 +5:04	2:08 20:01	2:54 21:58	5:39 23:50	6:42 28:07	7:42 29:20	8:25 32:49	10:12 36:33	11:44 37:38	12:28 39:00	15:41
5	130	Aleksandra HORNIK POL	40:51 +5:39	2:23 19:43	2:57 21:23	5:34 23:17	6:42 27:56	7:56 29:14	8:37 32:30	10:15 36:39	11:54 37:39	12:42 39:32	15:42


Timing and Results provided by  TISSOT





Race Analysis

Rk	Start No	Name	Time	Point 1 Point 11	Point 2 Point 12	Point 3 Point 13	Point 4 Point 14	Point 5 Point 15	Point 6 Point 16	Point 7 Point 17	Point 8 Point 18	Point 9 Point 19	Point 10
6	126	Hanna WISNIEWSKA POL	41:19 +6:07	2:18 20:58	3:05 22:56	6:01 24:57	7:09 29:13	8:20 30:31	9:06 33:40	11:01 37:22	12:23 38:23	13:11 39:53	16:32
7	132	Elena ROOS SUI	41:27 +6:15	2:31 20:12	3:10 21:51	6:00 23:50	7:00 28:27	8:03 29:37	8:47 33:08	10:40 37:26	12:17 38:38	13:03 40:07	16:12
8	128	Susen LOSCH GER	42:17 +7:05	2:18 21:08	2:59 23:01	6:00 25:15	7:14 29:23	8:21 30:40	9:07 34:18	11:04 38:11	12:30 39:25	13:24 40:53	16:39
9	129	Tereza JANOSIKOVA CZE	43:20 +8:08	2:16 23:40	2:58 25:27	5:54 27:18	6:54 31:12	7:54 32:22	8:37 35:40	10:29 39:28	12:11 40:35	12:56 42:01	19:25
10	127	Sandra GROSBERGA LAT	43:22 +8:10	2:10 21:57	2:54 23:44	7:12 25:40	8:11 30:36	9:10 31:54	9:53 35:25	11:35 39:20	12:57 40:33	13:45 41:54	16:52
11	120	Ida AGERVIG KRISTIANSSON DEN	44:24 +9:12	2:29 21:11	3:12 23:35	6:23 25:33	7:26 30:49	8:27 32:33	9:08 36:05	10:48 40:10	12:06 41:31	12:53 43:02	15:53


Timing and Results provided by  TISSOT





Race Analysis

Rk	Start No	Name	Time	Point 1 Point 11	Point 2 Point 12	Point 3 Point 13	Point 4 Point 14	Point 5 Point 15	Point 6 Point 16	Point 7 Point 17	Point 8 Point 18	Point 9 Point 19	Point 10
12	118	Cecilie ANDERSEN GBR	45:44 +10:32	2:24 22:41	3:19 24:33	6:42 26:50	7:48 32:26	8:53 33:51	9:37 37:28	11:43 41:33	13:12 42:50	14:02 44:19	17:30
13	124	Laura RAMSTEIN AUT	46:34 +11:22	2:52 22:26	3:37 24:22	6:52 26:33	8:02 31:32	9:12 32:57	9:58 36:36	11:50 41:56	13:33 43:20	14:23 45:00	17:31
14	119	Birte FRIEDRICHS GER	47:19 +12:07	2:33 23:39	3:21 26:00	6:38 28:12	7:52 33:06	9:07 34:29	10:01 38:29	12:10 43:11	13:53 44:23	14:50 45:59	18:08
15	105	Sigrid RUUL EST	47:22 +12:10	2:43 22:55	3:28 25:05	6:52 27:12	8:13 33:14	9:23 34:48	10:16 38:34	12:27 43:16	13:53 44:29	14:44 45:56	18:15
16	117	Kateryna DZEMA UKR	47:37 +12:25	2:09 25:56	2:49 27:50	7:50 29:51	8:56 34:29	9:55 35:52	10:39 39:23	12:14 43:26	13:35 44:54	14:21 46:22	21:05
17	121	Zsofia SARKOZY HUN	48:04 +12:52	2:37 23:30	3:20 25:42	6:26 27:53	7:42 32:58	8:54 34:23	9:44 38:34	11:51 43:24	13:36 44:47	14:34 46:22	18:08

Timing and Results provided by  TISSOT





Race Analysis

Rk	Start No	Name	Time	Point 1 Point 11	Point 2 Point 12	Point 3 Point 13	Point 4 Point 14	Point 5 Point 15	Point 6 Point 16	Point 7 Point 17	Point 8 Point 18	Point 9 Point 19	Point 10
18	101	Hannula-Katrin PANDIS EST	48:24 +13:12	2:26 26:28	3:13 28:45	7:12 30:43	8:26 34:43	9:47 36:28	10:36 39:51	12:40 44:02	14:22 45:22	15:14 46:52	21:19
19	109	Emma WADDINGTON CAN	49:17 +14:05	2:21 24:57	3:21 27:21	7:20 29:28	8:33 34:47	9:35 36:07	10:18 40:03	13:11 45:13	14:39 46:28	15:28 47:52	19:14
20	114	Aislinn PRENDERGAST AUS	49:59 +14:47	3:02 24:42	3:58 26:47	7:41 28:57	9:02 34:36	10:14 36:09	11:02 40:10	13:03 44:57	14:59 46:22	15:50 48:20	19:41
21	108	Eef van DONGEN NED	50:55 +15:43	2:28 29:16	3:20 31:26	7:16 33:34	8:29 37:56	9:38 39:14	10:27 42:19	12:12 45:47	13:33 47:00	14:22 49:34	24:28
22	107	Olena BABYCH UKR	51:11 +15:59	2:57 27:25	3:47 30:08	9:13 32:31	11:07 37:25	12:19 39:01	13:03 42:47	14:52 47:09	16:37 48:28	17:34 49:58	21:48
23	104	Alison CROCKER USA	52:00 +16:48	2:30 28:13	3:11 30:22	8:00 32:39	9:10 37:21	10:12 38:56	10:57 42:55	13:00 47:29	14:34 48:51	15:26 50:32	23:10

Timing and Results provided by 






Race Analysis

Rk	Start No	Name	Time	Point 1 Point 11	Point 2 Point 12	Point 3 Point 13	Point 4 Point 14	Point 5 Point 15	Point 6 Point 16	Point 7 Point 17	Point 8 Point 18	Point 9 Point 19	Point 10
24	115	Kaste RUTKAUSKAITE LTU	54:09 +18:57	2:32 25:11	3:19 27:23	6:51 29:32	8:05 35:34	9:12 37:02	9:58 41:08	12:01 49:22	13:51 50:45	14:42 52:34	18:20
25	110	Maisa FRANCO SZCZYPIOR BRA	58:35 +23:23	2:33 29:49	3:27 34:17	7:19 36:42	10:17 42:26	12:07 44:08	13:01 48:21	15:46 53:48	17:42 55:19	18:41 57:03	23:06
26	112	Elaine LENZ BRA	1:00:23 +25:11	3:53 31:13	4:57 33:35	10:17 36:00	12:16 42:01	13:58 43:53	14:56 48:48	17:18 55:27	19:22 57:01	20:21 58:52	24:45
27	111	Alison CAMPBELL USA	1:02:32 +27:20	3:11 33:08	4:12 35:40	11:51 38:07	14:48 43:55	16:06 45:48	17:04 50:44	19:23 57:25	21:25 59:00	22:28 1:00:54	26:41
28	113	Cho Yu LAM HKG	1:03:26 +28:14	3:10 35:55	4:09 38:27	8:33 41:02	10:21 46:17	11:51 47:58	12:44 52:08	14:59 57:45	17:04 59:25	18:01 1:01:49	22:03
29	106	Ka Ki LEUNG HKG	1:08:16 +33:04	3:34 35:30	4:41 39:15	11:18 42:18	13:02 48:09	14:26 50:02	15:30 54:15	19:30 1:02:26	21:46 1:04:29	22:51 1:06:33	27:57

Timing and Results provided by 





Race Analysis

Rk	Start No	Name	Time	Point 1 Point 11	Point 2 Point 12	Point 3 Point 13	Point 4 Point 14	Point 5 Point 15	Point 6 Point 16	Point 7 Point 17	Point 8 Point 18	Point 9 Point 19	Point 10
	103	Milla KEY AUS	DNF	4:10	5:01	10:44	12:18	13:33	14:29	16:52	20:56	21:52	29:52
	102	Salma ABO KHABER EGY	DNF	6:25	7:33	23:32	26:14	28:52	30:28	35:43	39:11	40:10	44:55
	131	Denisa KOSOVA CZE	DSQ										
	116	Yivi KASTNER AUT	DNS										
	122	Caroline GJOTTERUP DEN	DNS										

NOTES
Intermediate (lap) times are information recorded from transponders. Final time used for ranking at the end of the race is determined with photo-finish for all riders.

LEGEND
DNF Did Not Finish DNS Did Not Start DSQ Disqualified PTP Point-To-Point

Timing and Results provided by **TISSOT**





Medallists

Medal	Name	Country
GOLD	Simona AEBERSOLD	SUI - Switzerland
SILVER	Sofia OHLSSON	SWE - Sweden
BRONZE	Ingrid LUNDANES	NOR - Norway



Orienteering

Mixed Team Relay





Start List

Start Time	Start Number	Team / Name	Remarks
9:00:00	1	DEN - Denmark	
	1 - 1	Ida AGERVIG KRISTIANSSON	
	1 - 2	Emil OBRO	
	1 - 3	Jakob EDSSEN	
	1 - 4	Caroline GJOTTERUP	
9:00:00	2	SUI - Switzerland	
	2 - 1	Simona AEBERSOLD	
	2 - 2	Joey HADORN	
	2 - 3	Matthias KYBURZ	
	2 - 4	Elena ROOS	
9:00:00	3	SWE - Sweden	
	3 - 1	Lina STRAND	
	3 - 2	Max Peter BEJMER	
	3 - 3	Martin REGBORN	
	3 - 4	Sofia OHLSSON	
9:00:00	4	GBR - Great Britain	
	4 - 1	Cecilie ANDERSEN	
	4 - 2	Ralph STREET	
	4 - 3	Jonny CRICKMORE	
	4 - 4	Charlotte WARD	
9:00:00	5	CZE - Czech Republic	
	5 - 1	Denisa KOSOVA	
	5 - 2	Vojtech KRAL	
	5 - 3	Tomas KRIVDA	
	5 - 4	Tereza JANOSIKOVA	
9:00:00	6	POL - Poland	
	6 - 1	Hanna WISNIEWSKA	
	6 - 2	Michal OLEJNIK	
	6 - 3	Bartosz PAWLAK	
	6 - 4	Aleksandra HORNIK	





Start List

Start Time	Start Number	Team / Name	Remarks
9:00:00	7	UKR - Ukraine	
	7 - 1	Olena BABYCH	
	7 - 2	Ruslan GLIBOV	
	7 - 3	Oleksandr KRATOV	
	7 - 4	Kateryna DZEMA	
9:00:00	8	AUT - Austria	
	8 - 1	Ylvi KASTNER	
	8 - 2	Jannis BONEK	
	8 - 3	Gernot YMSEN	
	8 - 4	Laura RAMSTEIN	
9:00:00	9	EST - Estonia	
	9 - 1	Hannula-Katrin PANDIS	
	9 - 2	Sergei RJABOSKIN	
	9 - 3	Timo SILD	
	9 - 4	Sigrid RUUL	
9:00:00	10	AUS - Australia	
	10 - 1	Milla KEY	
	10 - 2	Aston KEY	
	10 - 3	Mason ARTHUR	
	10 - 4	Aislinn PRENDERGAST	
9:00:00	11	BRA - Brazil	
	11 - 1	Maisa FRANCO SZCZYPIOR	
	11 - 2	Leandro NASCIMENTO	
	11 - 3	Joacy DANTAS de ARAUJO	
	11 - 4	Elaine LENZ	
9:00:00	12	CAN - Canada	
	12 - 1	Emma WADDINGTON	
	12 - 2	Damian KONOTOPETZ	
	12 - 3	Robert GRAHAM	
	12 - 4	Carol WALKER	





Start List

Start Time	Start Number	Team / Name	Remarks
9:00:00	13	GER - Germany	
	13 - 1	Susen LOSCH	
	13 - 2	Bojan BLUMENSTEIN	
	13 - 3	Colin KOLBE	
	13 - 4	Birte FRIEDRICHS	
9:00:00	14	HKG - Hong Kong, China	
	14 - 1	Ka Ki LEUNG	
	14 - 2	Tsz Wai YU	
	14 - 3	Chun Ho LI	
	14 - 4	Cho Yu LAM	
9:00:00	15	NOR - Norway	
	15 - 1	Victoria BJORNSTAD	
	15 - 2	Havard EIDSMO	
	15 - 3	Kasper HARLEM FOSSER	
	15 - 4	Ingrid LUNDANES	
9:00:00	16	USA - United States of America	
	16 - 1	Alison CROCKER	
	16 - 2	Joseph BARRETT	
	16 - 3	Greg AHLWEDE	
	16 - 4	Alison CAMPBELL	





Results

Rk	Start No	Team / Name	Time	Sector Time	Time Behind	Remarks
1	2	SUI - Switzerland	46:02.00		+0.00	
	2 - 1	Simona AEBERSOLD	11:58.00	11:58.00		
	2 - 2	Joey HADORN	23:16.00	11:18.00		
	2 - 3	Matthias KYBURZ	34:24.00	11:08.00		
	2 - 4	Elena ROOS	46:02.00	11:38.00		
2	15	NOR - Norway	46:41.00		+39.00	
	15 - 1	Victoria BJORNSTAD	12:05.00	12:05.00		
	15 - 2	Havard EIDSMO	23:17.00	11:12.00		
	15 - 3	Kasper HARLEM FOSSER	34:28.00	11:11.00		
	15 - 4	Ingrid LUNDANES	46:41.00	12:13.00		
3	4	GBR - Great Britain	47:16.00		+1:14.00	
	4 - 1	Cecilie ANDERSEN	12:20.00	12:20.00		
	4 - 2	Ralph STREET	23:41.00	11:21.00		
	4 - 3	Jonny CRICKMORE	35:17.00	11:36.00		
	4 - 4	Charlotte WARD	47:16.00	11:59.00		
4	5	CZE - Czech Republic	48:08.00		+2:06.00	
	5 - 1	Denisa KOSOVA	12:48.00	12:48.00		
	5 - 2	Vojtech KRAL	24:30.00	11:42.00		
	5 - 3	Tomas KRIVDA	36:01.00	11:31.00		
	5 - 4	Tereza JANOSIKOVA	48:08.00	12:07.00		
5	6	POL - Poland	48:19.00		+2:17.00	
	6 - 1	Hanna WISNIEWSKA	12:20.00	12:20.00		
	6 - 2	Michal OLEJNIK	24:10.00	11:50.00		
	6 - 3	Bartosz PAWLAK	36:19.00	12:09.00		
	6 - 4	Aleksandra HORNIK	48:19.00	12:00.00		
6	3	SWE - Sweden	48:48.00		+2:46.00	
	3 - 1	Lina STRAND	11:53.00	11:53.00		
	3 - 2	Max Peter BEJMER	23:18.00	11:25.00		
	3 - 3	Martin REGBORN	34:28.00	11:10.00		
	3 - 4	Sofia OHLSSON	48:48.00	14:20.00		

 Timing and Results provided by 

ORIXRELAY4-----FNL-00001--_C73B 1

Report Created SUN 17 JUL 2022 10:33


Page 1 / 3





Results

Rk	Start No	Team / Name	Time	Sector Time	Time Behind	Remarks
7	8	AUT - Austria	50:28.00		+4:26.00	
	8 - 1	Ylvi KASTNER	12:59.00	12:59.00		
	8 - 2	Jannis BONEK	24:51.00	11:52.00		
	8 - 3	Gernot YMSEN	37:09.00	12:18.00		
	8 - 4	Laura RAMSTEIN	50:28.00	13:19.00		
8	13	GER - Germany	50:34.00		+4:32.00	
	13 - 1	Susen LOSCH	12:56.00	12:56.00		
	13 - 2	Bojan BLUMENSTEIN	24:54.00	11:58.00		
	13 - 3	Colin KOLBE	37:17.00	12:23.00		
	13 - 4	Birte FRIEDRICH	50:34.00	13:17.00		
9	10	AUS - Australia	54:13.00		+8:11.00	
	10 - 1	Milla KEY	14:03.00	14:03.00		
	10 - 2	Aston KEY	25:21.00	11:18.00		
	10 - 3	Mason ARTHUR	39:25.00	14:04.00		
	10 - 4	Aislinn PRENDERGAST	54:13.00	14:48.00		
10	16	USA - United States of America	56:43.00		+10:41.00	
	16 - 1	Alison CROCKER	13:02.00	13:02.00		
	16 - 2	Joseph BARRETT	26:17.00	13:15.00		
	16 - 3	Greg AHLWEDE	39:41.00	13:24.00		
	16 - 4	Alison CAMPBELL	56:43.00	17:02.00		
11	12	CAN - Canada	57:01.00		+10:59.00	
	12 - 1	Emma WADDINGTON	12:46.00	12:46.00		
	12 - 2	Damian KONOTOPETZ	25:44.00	12:58.00		
	12 - 3	Robert GRAHAM	39:30.00	13:46.00		
	12 - 4	Carol WALKER	57:01.00	17:31.00		
12	14	HKG - Hong Kong, China	59:17.00		+13:15.00	
	14 - 1	Ka Ki LEUNG	15:08.00	15:08.00		
	14 - 2	Tsz Wai YU	29:23.00	14:15.00		
	14 - 3	Chun Ho LI	44:05.00	14:42.00		
	14 - 4	Cho Yu LAM	59:17.00	15:12.00		

Timing and Results provided by  TISSOT

ORIXRELAY4-----FNL-00001--_C73B 1

Report Created SUN 17 JUL 2022 10:33

Page 2 / 3





Results

Rk	Start No	Team / Name	Time	Sector Time	Time Behind	Remarks
13	11	BRA - Brazil	1:01:32.00		+15:30.00	
	11 - 1	Maisa FRANCO SZCZYPIOR	14:33.00	14:33.00		
	11 - 2	Leandro NASCIMENTO	28:32.00	13:59.00		
	11 - 3	Joacy DANTAS de ARAUJO	43:10.00	14:38.00		
	11 - 4	Elaine LENZ	1:01:32.00	18:22.00		
14	9	EST - Estonia	1:16:06.00		+30:04.00	
	9 - 1	Hannula-Katrin PANDIS	13:32.00	13:32.00		
	9 - 2	Sergei RJABOSKIN	26:00.00	12:28.00		
	9 - 3	Timo SILD	46:00.00	20:00.00		
	9 - 4	Sigrid RUUL	1:16:06.00	30:06.00		
15	1	DEN - Denmark	DNF			
	1 - 1	Ida AGERVIG KRISTIANSSON	11:53.00	11:53.00		DNF
	1 - 2	Emil OBRO	23:45.00	11:52.00		DNF
	1 - 3	Jakob EDSSEN	35:44.00	11:59.00		DNF
	1 - 4	Caroline GJOTTERUP				DNF
	7	UKR - Ukraine	DSQ			
	7 - 1	Olena BABYCH				DSQ
	7 - 2	Ruslan GLIBOV				DSQ
	7 - 3	Oleksandr KRATOV				DSQ
	7 - 4	Kateryna DZEMA				DSQ

LEGEND
DNF Did Not Finish **DSQ** Disqualified

 Timing and Results provided by 

ORIXRELAY4-----FNL-000001--_C73B 1

Report Created SUN 17 JUL 2022 10:33

Page 3 / 3






Race Analysis - Team Event

After: Finish

Rk	Start No	Name		Athlete1	Athlete2	Athlete3	Athlete4
1	2	Switzerland	46:02	11:58	23:16	34:24	46:02
2	15	Norway	46:41	11:58	11:18	11:08	11:38
			+39	12:05	11:12	11:11	12:13
3	4	Great Britain	47:16	12:20	23:41	35:17	47:16
			+1:14	12:20	11:21	11:36	11:59
4	5	Czech Republic	48:08	12:48	24:30	36:01	48:08
			+2:06	12:48	11:42	11:31	12:07
5	6	Poland	48:19	12:20	24:10	36:19	48:19
			+2:17	12:20	11:50	12:09	12:00
6	3	Sweden	48:48	11:53	23:18	34:28	48:48
			+2:46	11:53	11:25	11:10	14:20
7	8	Austria	50:28	12:59	24:51	37:09	50:28
			+4:26	12:59	11:52	12:18	13:19
8	13	Germany	50:34	12:56	24:54	37:17	50:34
			+4:32	12:56	11:58	12:23	13:17
9	10	Australia	54:13	14:03	25:21	39:25	54:13
			+8:11	14:03	11:18	14:04	14:48
10	16	United States of America	56:43	13:02	26:17	39:41	56:43
			+10:41	13:02	13:15	13:24	17:02
11	12	Canada	57:01	12:46	25:44	39:30	57:01
			+10:59	12:46	12:58	13:46	17:31

Timing and Results provided by 





Race Analysis - Team Event


Rk	Start No	Name		Athlete1	Athlete2	Athlete3	Athlete4
12	14	Hong Kong, China	59:17	15:08	29:23	44:05	59:17
			+13:15	15:08	14:15	14:42	15:12
13	11	Brazil	1:01:32	14:33	28:32	43:10	1:01:32
			+15:30	14:33	13:59	14:38	18:22
14	9	Estonia	1:16:06	13:32	26:00	46:00	1:16:06
			+30:04	13:32	12:28	20:00	30:06
	1	Denmark	DNF	11:53	23:45	35:44	
				11:53	11:52	11:59	
	7	Ukraine	DSQ				

LEGEND

DNF Did Not Finish

DSQ Disqualified

PTP Point-To-Point

Timing and Results provided by 

ORIXRELAY4-----FNL-00001--_C77B 1

Report Created SUN 17 JUL 2022 10:42

Page 2 / 2





Medallists

Medal	Country	Name
GOLD	SUI - Switzerland	Simona AEBERSOLD Joey HADORN Matthias KYBURZ Elena ROOS
SILVER	NOR - Norway	Victoria BJORNSTAD Havard EIDSMO Kasper HARLEM FOSSER Ingrid LUNDANES
BRONZE	GBR - Great Britain	Cecilie ANDERSEN Ralph STREET Jonny CRICKMORE Charlotte WARD

RESULTS BOOK



Parkour





29	Parkour	2955
29.1	Table of Contents	2956
29.2	Competition Schedule	2959
29.3	Number of Entries by Country	2960
29.4	Entry List by Country	2961
29.4.1	Entry List by Country Men	2961
29.4.2	Entry List by Country Women	2962
29.5	Medallists by Event	2963
29.6	Medal Standings	2964
29.7	Men's Speed	2965
29.7.1	Medallists	2966
29.7.2	Final	2967
29.7.2.1	Start List	2967
29.7.2.2	Results	2968
29.7.3	Qualification	2969
29.7.3.1	Start List	2969
29.7.3.2	Official Results	2970
29.8	Men's Freestyle	2971
29.8.1	Medallists	2972
29.8.2	Final	2973
29.8.2.1	Start List	2973
29.8.2.2	Results	2974
29.8.3	Qualification	2975
29.8.3.1	Start List	2975
29.8.3.2	Results	2976
29.9	Women's Speed	2977
29.9.1	Medallists	2978
29.9.2	Final	2979
29.9.2.1	Start List	2979
29.9.2.2	Results	2980
29.9.3	Qualification	2981
29.9.3.1	Start List	2981
29.9.3.2	Official Results	2982
29.10	Women's Freestyle	2983
29.10.1	Medallists	2984
29.10.2	Final	2985
29.10.2.1	Start List	2985

RESULTS BOOK
TABLE OF CONTENTS

29.10.2.2	Results	2986
29.10.3	Qualification	2987
29.10.3.1	Start List	2987
29.10.3.2	Results	2988



Competition Schedule

As of SAT 9 JUL 2022

Date	Start Time	Estimated Finish Time	Event
SUN 10 JUL	15:00	15:45	Men's Freestyle Qualification
	18:30	18:36	Women's Speed Qualification
	19:00	19:30	Men's Freestyle Final
	19:40	19:45	Women's Speed Final
MON 11 JUL	15:00	15:25	Women's Freestyle Qualification
	18:30	18:39	Men's Speed Qualification
	19:00	19:25	Women's Freestyle Final
	19:40	19:45	Men's Speed Final

Note:
Please check online for more details and the latest updates.

Timing and Results provided by  **TISSOT**





Number of Entries by Country

As of 9 JUL 2022

	Men			Women			Total Athletes
	Speed	Freestyle	Athletes	Freestyle	Speed	Athletes	
AUS - Australia				1	1	1	1
BEL - Belgium	1	1	1				1
BUL - Bulgaria	1	1	1				1
CZE - Czech Republic	1		1	1		1	2
ESP - Spain	1	1	1				1
GBR - Great Britain	1	1	1				1
GRE - Greece	1	1	1				1
ITA - Italy	1		1				1
JPN - Japan	1	1	1	1	1	1	2
NED - Netherlands				1	1	1	1
SWE - Sweden		1	1	1	1	1	2
UKR - Ukraine	1	1	1	1	1	1	2
USA - United States of America				1	1	1	1
Total: 13	9	8	10	7	6	7	17

Note:
Athletes are only counted once even if they participate in more than one event.

Timing and Results provided by  **TISSOT**





Entry List by Country

As of SAT 9 JUL 2022

Country	Date of Birth	Event
BEL - Belgium		
LORSIGNOL Jeremy	24 MAR 1986	Freestyle, Speed
BUL - Bulgaria		
DIMITROV Martin	4 NOV 1997	Freestyle, Speed
CZE - Czech Republic		
CHROMECEK Martin	5 MAR 1994	Speed
ESP - Spain		
VIVAR Aaron	23 MAY 1993	Freestyle, Speed
GBR - Great Britain		
NELMES David	7 APR 1994	Freestyle, Speed
GRE - Greece		
THEODORIDIS Ioakeim	12 AUG 2000	Freestyle, Speed
ITA - Italy		
CONSOLINI Andrea	11 AUG 2001	Speed
JPN - Japan		
KATSUNORI Shion	24 JUL 1999	Speed, Freestyle
SWE - Sweden		
TORHALL Elis	27 JUN 2004	Freestyle
UKR - Ukraine		
KOLMAKOV Bohdan	23 NOV 1997	Speed, Freestyle



Entry List by Country

As of SAT 9 JUL 2022

Country	Date of Birth	Event
AUS - Australia ZITIS Stephania	28 JUL 1997	Speed, Freestyle
CZE - Czech Republic MERKOVA Adela	23 MAR 2001	Freestyle
JPN - Japan IZUMI Hikari	15 NOV 1995	Freestyle, Speed
NED - Netherlands MAN Noa	11 DEC 2004	Freestyle, Speed
SWE - Sweden TIBBLING Miranda	1 MAY 2004	Speed, Freestyle
UKR - Ukraine GRIUKACH Anna	10 DEC 1989	Freestyle, Speed
USA - United States of America ANDERSON Reagan	29 JUN 1998	Speed, Freestyle



Medallists by Event

As of MON 11 JUL 2022 at 19:56

Event	Date	Medal	Name	Country Code
Women's Freestyle	11 JUL 2022	GOLD	MAN Noa	NED
		SILVER	TIBBLING Miranda	SWE
		BRONZE	IZUMI Hikari	JPN
Men's Freestyle	10 JUL 2022	GOLD	THEODORIDIS Ioakeim	GRE
		SILVER	TORHALL Elis	SWE
		BRONZE	LORSIGNOL Jeremy	BEL
Women's Speed	10 JUL 2022	GOLD	TIBBLING Miranda	SWE
		SILVER	MAN Noa	NED
		BRONZE	IZUMI Hikari	JPN
Men's Speed	11 JUL 2022	GOLD	KOLMAKOV Bohdan	UKR
		SILVER	CONSOLINI Andrea	ITA
		BRONZE	NELMES David	GBR

Timing and Results provided by  **TISSOT**



Medal Standings

As of MON 11 JUL 2022 at 19:56

Rank	Country	Men				Women				Total				Rank by Total
		G	S	B	Tot.	G	S	B	Tot.	G	S	B	Tot.	
1	SWE - Sweden		1		1	1	1		2	1	2		3	1
2	NED - Netherlands					1	1		2	1	1		2	=2
3	GRE - Greece	1			1					1			1	=4
3	UKR - Ukraine	1			1					1			1	=4
5	ITA - Italy		1		1						1		1	=4
6	JPN - Japan							2	2			2	2	=2
7	BEL - Belgium			1	1							1	1	=4
7	GBR - Great Britain			1	1							1	1	=4
	Total:	2	2	2	6	2	2	2	6	4	4	4	12	

Note:

Rank by Total is calculated by the total number of gold, silver and bronze medals.

Legend:

= Equal sign indicates that two or more Countries share the same rank by total
G Gold

S Silver

B Bronze
Tot. Total

Timing and Results provided by  **TISSOT**



Parkour

Men's Speed





Medallists

Medal	Name	Country
GOLD	KOLMAKOV Bohdan	UKR - Ukraine
SILVER	CONSOLINI Andrea	ITA - Italy
BRONZE	NELMES David	GBR - Great Britain



Start List

Number of competitors : 6 / Number of countries : 6

Heat	Lane 1		Lane 2	
	Name	Country	Name	Country
1	LORSIGNOL Jeremy	BEL	THEODORIDIS Ioakeim	GRE
2	CHROMECEK Martin	CZE	NELMES David	GBR
3	KOLMAKOV Bohdan	UKR	CONSOLINI Andrea	ITA

Timing and Results provided by  TISSOT





Results

Number of competitors : 6 / Number of countries : 6

Rank	Name	Country Code	Pen.	Time
1	KOLMAKOV Bohdan	UKR		20.75
2	CONSOLINI Andrea	ITA		20.98
3	NELMES David	GBR		21.95
4	CHROMECEK Martin	CZE		22.03
5	LORSIGNOL Jeremy	BEL		25.93
6	THEODORIDIS Ioakeim	GRE		28.70

Legend:
Pen. Penalty

Timing and Results provided by  **TISSOT**

GPKM1SP-----FNL-000001--_C73A 1

Report Created MON 11 JUL 2022 19:52

Page 1 / 1





Start List - Run 1

Number of competitors : 9 / Number of countries : 9

Heat	Lane 1		Lane 2	
	Name	Country	Name	Country
1	KOLMAKOV Bohdan	UKR	CONSOLINI Andrea	ITA
2	NELMES David	GBR	LORSIGNOL Jeremy	BEL
3	VIVAR Aaron	ESP	THEODORIDIS Ioakeim	GRE
4	DIMITROV Martin	BUL	CHROMECEK Martin	CZE
5	KATSUNORI Shion	JPN		





Results

Number of competitors : 7 / Number of countries : 7

Rank	Name	Country Code	Qualification Run		Pen.	Time
			1	2		
1	KOLMAKOV Bohdan	UKR	21.59			21.59 Q
2	CONSOLINI Andrea	ITA	21.72			21.72 Q
3	CHROMECEK Martin	CZE	21.94			21.94 Q
4	NELMES David	GBR	22.38			22.38 Q
5	LORSIGNOL Jeremy	BEL	24.59			24.59 Q
6	THEODORIDIS Ioakeim	GRE	24.68			24.68 Q
7	KATSUNORI Shion	JPN	25.50			25.50 R

Legend:

Pen. Penalty **Q** Qualified **R** Reserve

Timing and Results provided by  **TISSOT**

GPKM1SP-----QUAL000001--_C73B 1

Report Created MON 11 JUL 2022 18:38

Page 1 / 1





Parkour

Men's Freestyle





Medallists

Medal	Name	Country
GOLD	THEODORIDIS Ioakeim	GRE - Greece
SILVER	TORHALL Elis	SWE - Sweden
BRONZE	LORSIGNOL Jeremy	BEL - Belgium





Start List

Number of competitors : 6 / Number of countries : 6

Start Order	Name	Country Code
1	VIVAR Aaron	ESP
2	LORSIGNOL Jeremy	BEL
3	DIMITROV Martin	BUL
4	TORHALL Elis	SWE
5	KATSUNORI Shion	JPN
6	THEODORIDIS Ioakeim	GRE

Timing and Results provided by  **TISSOT**





Results

Number of competitors : 6 / Number of countries : 6

Rank	Name	Country Code	Run	Criteria		Pen.	Total Score
				Exe	Dif		
1	THEODORIDIS Ioakeim	GRE	1	14.00	12.0		26.0
2	TORHALL Elis	SWE	1	12.00	11.0		23.0
3	LORSIGNOL Jeremy	BEL	1	10.50	11.5		22.0
4	KATSUNORI Shion	JPN	1	10.00	11.0		21.0
5	DIMITROV Martin	BUL	1	10.00	10.5		20.5
6	VIVAR Aaron	ESP	1	9.50	10.0		19.5

Legend:

Dif Difficulty **Exe** Execution **Pen.** Penalty

Timing and Results provided by  **TISSOT**

GPKM1FS-----FNL-000001--_C73C 1

Report Created SUN 10 JUL 2022 19:23

Page 1 / 1





Start List

Number of competitors : 8 / Number of countries : 8

Start Order	Name	Country Code
1	VIVAR Aaron	ESP
2	DIMITROV Martin	BUL
3	LORSIGNOL Jeremy	BEL
4	TORHALL Elis	SWE
5	THEODORIDIS Ioakeim	GRE
6	NELMES David	GBR
7	KATSUNORI Shion	JPN
8	KOLMAKOV Bohdan	UKR

Timing and Results provided by  **TISSOT**

GPKM1FS-----QUAL000001--_C51B 1

Report Created SAT 9 JUL 2022 10:52

Page 1 / 1





Results

Number of competitors : 8 / Number of countries : 8

Rank	Name	Country Code	Run	Criteria		Pen.	Total Score
				Exe	Dif		
1	THEODORIDIS Ioakeim	GRE	1	12.50	11.0		23.5 Q
2	KATSUNORI Shion	JPN	1	10.50	10.0		20.5 Q
3	TORHALL Elis	SWE	1	10.50	9.5		20.0 Q
4	DIMITROV Martin	BUL	1	10.00	10.0		20.0 Q
5	LORSIGNOL Jeremy	BEL	1	11.00	8.5		19.5 Q
6	VIVAR Aaron	ESP	1	10.50	8.5		19.0 Q
DNS	NELMES David	GBR	1				DNS
DNS	KOLMAKOV Bohdan	UKR	1				DNS

Legend:

Dif	Difficulty	DNS	Did not Start	Exe	Execution
Pen.	Penalty	Q	Qualified		

Timing and Results provided by  TISSOT

GPKM1FS-----QUAL000001--_C73D 1

Report Created SUN 10 JUL 2022 15:25

Page 1 / 1





Parkour

Women's Speed





Medallists

Medal	Name	Country
GOLD	TIBBLING Miranda	SWE - Sweden
SILVER	MAN Noa	NED - Netherlands
BRONZE	IZUMI Hikari	JPN - Japan





Start List

Number of competitors : 6 / Number of countries : 6

Heat	Lane 1		Lane 2	
	Name	Country	Name	Country
1	ANDERSON Reagan	USA	ZITIS Stephania	AUS
2	GRIUKACH Anna	UKR	IZUMI Hikari	JPN
3	TIBBLING Miranda	SWE	MAN Noa	NED

Timing and Results provided by  TISSOT





Results

Number of competitors : 6 / Number of countries : 6

Rank	Name	Country Code	Pen.	Time
1	TIBBLING Miranda	SWE		27.14
2	MAN Noa	NED		29.24
3	IZUMI Hikari	JPN		33.79
4	GRIUKACH Anna	UKR		35.32
5	ANDERSON Reagan	USA		39.57
6	ZITIS Stephania	AUS		41.81

Legend:
Pen. Penalty

Time format revised.

Timing and Results provided by  **TISSOT**

GPKW1SP-----FNL-000001--_C73A 2

Report Created MON 11 JUL 2022 11:02

Page 1 / 1





Start List - Run 1

Number of competitors : 6 / Number of countries : 6

Heat	Lane 1		Lane 2	
	Name	Country	Name	Country
1	ANDERSON Reagan	USA	TIBBLING Miranda	SWE
2	IZUMI Hikari	JPN	GRIUKACH Anna	UKR
3	ZITIS Stephania	AUS	MAN Noa	NED

Timing and Results provided by  TISSOT





Results

REVISED
11 JUL 11:01

Number of competitors : 6 / Number of countries : 6

Rank	Name	Country Code	Qualification Run		Pen.	Time
			1	2		
1	TIBBLING Miranda	SWE	28.05			28.05 Q
2	MAN Noa	NED	30.60			30.60 Q
3	GRIUKACH Anna	UKR	34.81			34.81 Q
4	IZUMI Hikari	JPN	34.82			34.82 Q
5	ANDERSON Reagan	USA	39.80			39.80 Q
6	ZITIS Stephania	AUS	46.08			46.08 Q

Legend:

Pen. Penalty Q Qualified

REVISED

Time format revised.

Timing and Results provided by  TISSOT





Parkour

Women's Freestyle





Medallists

Medal	Name	Country
GOLD	MAN Noa	NED - Netherlands
SILVER	TIBBLING Miranda	SWE - Sweden
BRONZE	IZUMI Hikari	JPN - Japan



Start List

Number of competitors : 7 / Number of countries : 7

Start Order	Name	Country Code
1	ZITIS Stephania	AUS
2	GRIUKACH Anna	UKR
3	ANDERSON Reagan	USA
4	IZUMI Hikari	JPN
5	TIBBLING Miranda	SWE
6	MERKOVA Adela	CZE
7	MAN Noa	NED



Results

Number of competitors : 7 / Number of countries : 7

Rank	Name	Country Code	Run	Criteria		Pen.	Total Score
				Exe	Dif		
1	MAN Noa	NED	1	11.50	12.5		24.0
2	TIBBLING Miranda	SWE	1	11.00	10.0		21.0
3	IZUMI Hikari	JPN	1	11.50	7.5		19.0
4	MERKOVA Adela	CZE	1	10.50	8.5		19.0
5	ANDERSON Reagan	USA	1	9.50	6.5		16.0
6	GRIUKACH Anna	UKR	1	10.50	5.0		15.5
7	ZITIS Stephania	AUS	1	10.00	3.0		13.0

Legend:

Dif Difficulty **Exe** Execution **Pen.** Penalty

Timing and Results provided by  TISSOT





Start List

Number of competitors : 7 / Number of countries : 7

Start Order	Name	Country Code
1	ANDERSON Reagan	USA
2	TIBBLING Miranda	SWE
3	MERKOVA Adela	CZE
4	GRIUKACH Anna	UKR
5	ZITIS Stephania	AUS
6	IZUMI Hikari	JPN
7	MAN Noa	NED





Results

Number of competitors : 7 / Number of countries : 7

Rank	Name	Country Code	Run	Criteria		Pen.	Total Score
				Exe	Dif		
1	MAN Noa	NED	1	11.50	12.0		23.5 Q
2	MERKOVA Adela	CZE	1	11.50	9.0		20.5 Q
3	TIBBLING Miranda	SWE	1	11.00	9.5		20.5 Q
4	IZUMI Hikari	JPN	1	10.50	7.5		18.0 Q
5	ANDERSON Reagan	USA	1	9.50	5.5		15.0 Q
6	GRIUKACH Anna	UKR	1	8.50	5.5		14.0 Q
7	ZITIS Stephania	AUS	1	9.50	2.5		12.0 Q

Legend:

Dif Difficulty **Exe** Execution **Pen.** Penalty
Q Qualified

Timing and Results provided by  **TISSOT**

GPKW1FS-----QUAL000001--_C73D 1

Report Created MON 11 JUL 2022 15:29

Page 1 / 1



RESULTS BOOK



Powerlifting





30	Powerlifting	2988
30.1	Table of Contents	2989
30.2	Competition Schedule	2992
30.3	Number of Entries by Country	2993
30.4	Entry List by Country	2994
30.5	Medallists by Event	2997
30.6	Medal Standings	2998
30.7	Men's Lightweight	2999
30.7.1	Entry List by Event	3000
30.7.2	Medallists	3001
30.7.3	Final	3002
30.7.3.1	Start List	3002
30.7.3.2	Results	3003
30.8	Men's Middleweight	3004
30.8.1	Entry List by Event	3005
30.8.2	Medallists	3006
30.8.3	Final	3007
30.8.3.1	Start List	3007
30.8.3.2	Results	3008
30.9	Men's Heavyweight	3009
30.9.1	Entry List by Event	3010
30.9.2	Medallists	3011
30.9.3	Final	3012
30.9.3.1	Start List	3012
30.9.3.2	Results	3013
30.10	Men's Super Heavyweight	3014
30.10.1	Entry List by Event	3015
30.10.2	Medallists	3016
30.10.3	Final	3017
30.10.3.1	Start List	3017
30.10.3.2	Results	3018
30.11	Women's Lightweight	3019
30.11.1	Entry List by Event	3020
30.11.2	Medallists	3021
30.11.3	Final	3022
30.11.3.1	Start List	3022
30.11.3.2	Results	3023


30.12	Women's Middleweight	3024
30.12.1	Entry List by Event	3025
30.12.2	Medallists	3026
30.12.3	Final	3027
30.12.3.1	Start List	3027
30.12.3.2	Results	3028
30.13	Women's Heavyweight	3029
30.13.1	Entry List by Event	3030
30.13.2	Medallists	3031
30.13.3	Final	3032
30.13.3.1	Start List	3032
30.13.3.2	Results	3033
30.14	Women's Super Heavyweight	3034
30.14.1	Entry List by Event	3035
30.14.2	Medallists	3036
30.14.3	Final	3037
30.14.3.1	Start List	3037
30.14.3.2	Results	3038



Competition Schedule

As of FRI 8 JUL 2022

Date	Start Time	Event
FRI 8 JUL	11:00	Women's Lightweight, Final
	14:00	Men's Lightweight, Final
	17:00	Women's Middleweight, Final
SAT 9 JUL	11:00	Men's Middleweight, Final
	14:00	Women's Heavyweight, Final
	17:00	Men's Heavyweight, Final
SUN 10 JUL	11:00	Women's Super Heavyweight, Final
	14:00	Men's Super Heavyweight, Final

Timing and Results provided by  TISSOT





Number of Entries by Country

Country	Men					Women					Athlete Total
	Light weight	Middle weight	Heavy weight	Super Heavy weight	Total	Light weight	Middle weight	Heavy weight	Super Heavy weight	Total	
AUT - Austria		1			1			1		1	2
BEL - Belgium			1		1						1
BRA - Brazil	2	1	1		4	1	1	1		3	7
CAN - Canada									1	1	1
CRC - Costa Rica				1	1						1
DEN - Denmark			1		1	1	1		1	3	4
ECU - Ecuador	2	1	1		4			1		1	5
EGY - Egypt				1	1						1
FIN - Finland		1			1						1
FRA - France	1			2	3	1	1			2	5
GBR - Great Britain				1	1	1	1			2	3
GER - Germany		1			1		2	2	1	5	6
ISL - Iceland				1	1				1	1	2
ISV - Virgin Islands, US		2	2	1	5		2	2		4	9
ITA - Italy	1	1			2		2	1		3	5
JPN - Japan	1	1			2	1				1	3
MGL - Mongolia			1		1						1
NED - Netherlands									2	2	2
NOR - Norway		1	1		2	1		1	2	4	6
PHI - Philippines								1		1	1
POL - Poland	2				2	2		1		3	5
PUR - Puerto Rico						1				1	1
RSA - South Africa									1	1	1
SVK - Slovakia								1		1	1
SWE - Sweden			1		1						1
TPE - Chinese Taipei	2			2	4		1			1	5
UKR - Ukraine		2	2	2	6	2	1		2	5	11
USA - United States of America			1	1	2				1	1	3
Total:	28	11	12	12	47	11	12	12	12	47	94


Timing and Results provided by  TISSOT





Entry List by Country

Country	Name	Date of Birth
AUT - Austria	Alexander HUBER	29 JUL 1990
	Ines KAHRER	8 MAY 1996
BEL - Belgium	Jeroen VANHEESVELDE	14 JUN 1990
BRA - Brazil	Erica BUENO	26 JUL 1980
	David COIMBRA	28 SEP 1983
	Marcelo del LAMA	23 JUN 1984
	Eudson LIMA	6 NOV 1985
	Eric OISHI	21 FEB 1979
	Irani RODRIGUES	28 AUG 1986
	Cicera TAVARES	10 JUN 1976
CAN - Canada	Rhaea STINN	26 MAY 1988
CRC - Costa Rica	Manuel CAMPOS	9 OCT 1979
DEN - Denmark	Trine BAGGER	22 SEP 1986
	Eva BUXBOM	2 JUN 1969
	Amalie LARSSON	6 MAY 1992
	Nicki LENTZ	26 MAR 1992
ECU - Ecuador	Johanna Alejandra AGUINAGA RAMOS	11 JAN 1993
	Franklin Eduardo LEON ROJAS	19 FEB 1983
	Alex Fabian OCHOA CAICEDO	2 NOV 1990
	Fernando Marcelo SORIA OJEDA	25 FEB 1983
	Moises Francisco VILLON MORAN	4 MAR 1999
EGY - Egypt	Ahmed HASSANIN	19 MAY 1982
FIN - Finland	Matias VIIPERI	17 OCT 1994
FRA - France	Melodie ANTHOUARD	20 MAY 1988
	Sofiane BELKESIR	4 SEP 1984
	Hassan EL BELGHITI	30 JAN 1975
	Allan GRENIER	17 APR 1990
	Stephanie LEGARD	31 MAY 1981
GBR - Great Britain	Tony CLIFFE	11 MAR 1984
	Emma GOODWIN	30 AUG 1987
	Ellie STEEL	6 SEP 1991
GER - Germany	Manuel GONNERMANN	26 JUN 1993
	Marie HAUSCHILD	13 JUN 1995
	Sonja KRUGER	4 DEC 1999
	Lisa SCHLAGBAUER	31 OCT 1996
	Cathrin SILBERZAHN	17 DEC 1988
	Valerie von GLEICHEN	20 DEC 1992

Timing and Results provided by  TISSOT



BIRMINGHAM

Greater Birmingham Convention & Visitors Bureau



REGIONS Protective



BlueCross BlueShield of Alabama



Entry List by Country

Country	Name	Date of Birth
ISL - Iceland	Julian Jk JOHANNSON	25 JAN 1993
	Soley Margret JONSDOTTIR	7 JUN 2001
ISV - Virgin Islands, US	Ian BELL	8 DEC 1992
	Joseph CAPPELLINO	6 DEC 1988
	Kloie DOUBLIN	28 SEP 1999
	Paul DOUGLAS	8 MAY 1989
	Gregory JOHNSON	19 SEP 1990
	Kimberly JOHNSON	13 APR 1994
	Taylor LACHAPPELLE	4 JAN 1999
	Alexis MAHER	29 JUL 1995
ITA - Italy	Kelsey McCARTHY	27 OCT 1992
	Carola GARRA	2 JUN 1994
	Sabrina MANCINI	17 JUN 1994
	Diego MILANI	7 JUN 1996
	Francesca PARRELLO	22 AUG 1994
JPN - Japan	Jacopo SANTANGELO	7 APR 1996
	Yukako FUKUSHIMA	6 JUN 1970
	Yusuke SATAKE	4 JUN 1996
MGL - Mongolia	Go SUZUKI	21 OCT 1994
	Tumenjargal DASHZEGVE	10 JUN 1987
NED - Netherlands	Ielja STRIK	25 MAR 1973
	Ankie TIMMERS	14 OCT 1986
NOR - Norway	Kjell Egil BAKKELUND	18 JUL 1988
	Marte ELVERUM	29 OCT 1990
	Anna HERANGER	11 JUN 1992
	Karen HESTHAMMER	28 FEB 1994
	Asgeir HOEL	15 SEP 1988
	Hildeborg HUGDAL	5 JUL 1983
PHI - Philippines	Joyce Gail REBOTON	4 APR 1992
POL - Poland	Mariusz GROTKOWSKI	4 NOV 1989
	Zuzanna KULA	20 APR 1999
	Pawel OSMIALOWSKI	6 APR 1977
	Agata SITKO	19 NOV 2002
	Paulina SZYMANEL	7 APR 1995
PUR - Puerto Rico	Maria Luisa VASQUEZ	4 FEB 1983
RSA - South Africa	Christi REES	10 JAN 1986
SVK - Slovakia	Ivana HORNA	31 AUG 1990
SWE - Sweden	Oliver DAHLKVIST	1 AUG 1995

Timing and Results provided by  **TISSOT**





Entry List by Country

Country	Name	Date of Birth
TPE - Chinese Taipei	Tsung-Ting HSIEH	28 MAR 1982
	Yen-Tzu HUANG	22 OCT 1992
	Yi-Chun LIN	30 OCT 1994
	Chi-Sen TIEN	24 MAR 1994
	Sen YANG	14 AUG 1994
UKR - Ukraine	Mykola BARANNIK	30 OCT 1989
	Tetiana BILA	13 MAR 1996
	Oleksii BYCHKOV	19 OCT 1985
	Vladyslav CHORNYI	12 MAY 1997
	Anastasiia DEREVIANKO	9 FEB 1987
	Danylo KOVALOV	24 JAN 1996
	Tetiana MELNYK	12 AUG 1985
	Daria RUSANENKO	6 APR 2001
	Volodymyr RYSIEV	30 MAR 1982
	Andrii SHEVCHENKO	9 SEP 1995
Larysa SOLOVIOVA	14 DEC 1978	
USA - United States of America	Bonica BROWN	4 AUG 1988
	Noah JOHNSON	17 JUL 2000
	Steve MANN	24 SEP 1975



Medallists by Event

After 8 of 8 Events

Event Name	Date	Medal	Name	Country Code
Men's Lightweight	FRI 8 JUL	GOLD	Yusuke SATAKE	JPN
		SILVER	Tsung-Ting HSIEH	TPE
		BRONZE	Hassan EL BELGHITI	FRA
Men's Middleweight	SAT 9 JUL	GOLD	Kjell Egil BAKKELUND	NOR
		SILVER	Mykola BARANNIK	UKR
		BRONZE	Paul DOUGLAS	ISV
Men's Heavyweight	SAT 9 JUL	GOLD	Volodymyr RYSYIEV	UKR
		SILVER	Ian BELL	ISV
		BRONZE	Danylo KOVALOV	UKR
Men's Super Heavyweight	SUN 10 JUL	GOLD	Oleksii BYCHKOV	UKR
		SILVER	Sen YANG	TPE
		BRONZE	Tony CLIFFE	GBR
Women's Lightweight	FRI 8 JUL	GOLD	Yukako FUKUSHIMA	JPN
		SILVER	Zuzanna KULA	POL
		BRONZE	Anastasiia DEREVIANKO	UKR
Women's Middleweight	FRI 8 JUL	GOLD	Carola GARRA	ITA
		SILVER	Taylor LACHAPPELLE	ISV
		BRONZE	Larysa SOLOVIOVA	UKR
Women's Heavyweight	SAT 9 JUL	GOLD	Agata SITKO	POL
		SILVER	Kelsey McCARTHY	ISV
		BRONZE	Francesca PARRELLO	ITA
Women's Super Heavyweight	SUN 10 JUL	GOLD	Rhaea STINN	CAN
		SILVER	Bonica BROWN	USA
		BRONZE	Tetiana MELNYK	UKR





Medal Standings

After 8 of 8 Events

Rank	Country	Men				Women				Total				Rank by Total
		G	S	B	Tot	G	S	B	Tot	G	S	B	Tot	
1	UKR - Ukraine	2	1	1	4			3	3	2	1	4	7	1
2	JPN - Japan	1			1	1			1	2			2	=3
3	POL - Poland					1	1		2	1	1		2	=3
4	ITA - Italy					1		1	2	1		1	2	=3
5	CAN - Canada					1			1	1			1	=7
5	NOR - Norway	1			1					1			1	=7
7	ISV - Virgin Islands, US		1	1	2		2		2		3	1	4	2
8	TPE - Chinese Taipei		2		2					2			2	=3
9	USA - United States of America						1		1		1		1	=7
10	FRA - France			1	1							1	1	=7
10	GBR - Great Britain			1	1							1	1	=7
Total:		4	4	4	12	4	4	4	12	8	8	8	24	

Legend:
 = Equal sign indicates that two or more NOCs share the same rank by total **B** Bronze **G** Gold **S** Silver **Tot** Total

Timing and Results provided by  **TISSOT**






Powerlifting

Men's Lightweight





Entry List by Event

Country	Bib Number	Name	Date of Birth
BRA - Brazil	6	Eudson LIMA	6 NOV 1985
	4	Eric OISHI	21 FEB 1979
ECU - Ecuador	10	Franklin Eduardo LEON ROJAS	19 FEB 1983
	2	Fernando Marcelo SORIA OJEDA	25 FEB 1983
FRA - France	12	Hassan EL BELGHITI	30 JAN 1975
ITA - Italy	11	Jacopo SANTANGELO	7 APR 1996
JPN - Japan	9	Yusuke SATAKE	4 JUN 1996
POL - Poland	5	Mariusz GROTKOWSKI	4 NOV 1989
	3	Pawel OSMIALOWSKI	6 APR 1977
TPE - Chinese Taipei	1	Tsung-Ting HSIEH	28 MAR 1982
	8	Yi-Chun LIN	30 OCT 1994





Medallists

Medal	Name	Country
GOLD	Yusuke SATAKE	JPN - Japan
SILVER	Tsung-Ting HSIEH	TPE - Chinese Taipei
BRONZE	Hassan EL BELGHITI	FRA - France





Start List

Bib	Name	Country Code	Weight [kg/lbs]	Weight Factor
1	Tsung-Ting HSIEH	TPE	64.7 / 143	0.1359
2	Fernando Marcelo SORIA OJEDA	ECU	65.7 / 145	0.1344
3	Pawel OSMIALOWSKI	POL	60.1 / 132	0.1435
4	Eric OISHI	BRA	65.6 / 145	0.1346
5	Mariusz GROTKOWSKI	POL	66.0 / 146	0.1340
6	Eudson LIMA	BRA	64.7 / 143	0.1359
8	Yi-Chun LIN	TPE	61.0 / 134	0.1419
9	Yusuke SATAKE	JPN	65.7 / 145	0.1344
10	Franklin Eduardo LEON ROJAS	ECU	60.2 / 133	0.1434
11	Jacopo SANTANGELO	ITA	58.9 / 130	0.1458
12	Hassan EL BELGHITI	FRA	65.2 / 144	0.1351





Results

Rank	Bib	Name	Country Code	Body Weight	Weight Factor	Squat	Bench Press	Deadlift	Total Weight	Total Points	Remark
1	9	Yusuke SATAKE	JPN	65.7	0.1344	310.0	210.0	265.0	785.0	105.49	
2	1	Tsung-Ting HSIEH	TPE	64.7	0.1359	270.0	215.0	290.0	775.0	105.30	
3	12	Hassan EL BELGHITI	FRA	65.2	0.1351	285.0	165.0	315.0	765.0	103.36	
4	10	Franklin Eduardo LEON ROJAS	ECU	60.2	0.1434	290.0	180.0	250.0	720.0	103.28	
5	6	Eudson LIMA	BRA	64.7	0.1359	272.5	172.5	275.0	720.0	97.83	
6	4	Eric OISHI	BRA	65.6	0.1346	275.0	177.5	255.0	707.5	95.23	
7	2	Fernando Marcelo SORIA OJEDA	ECU	65.7	0.1344	270.0	160.0	240.0	670.0	90.04	
8	3	Pawel OSMIALOWSKI	POL	60.1	0.1435	235.0	150.0	217.5	602.5	86.48	
9	11	Jacopo SANTANGELO	ITA	58.9	0.1458	225.0	125.0	230.0	580.0	84.55	
	5	Mariusz GROTKOWSKI	POL	66.0	0.1340		215.0	260.0			DSQ
	8	Yi-Chun LIN	TPE	61.0	0.1419	280.0					DSQ

Officials

Name	Function
Werner LAU (LUX)	
Heather LEIGHTON (RSA)	
Bill HELMICH (USA)	

Timing and Results provided by  TISSOT



Powerlifting

Men's Middleweight





Entry List by Event

Country	Bib Number	Name	Date of Birth
AUT - Austria	11	Alexander HUBER	29 JUL 1990
BRA - Brazil	9	Marcelo del LAMA	23 JUN 1984
ECU - Ecuador	1	Alex Fabian OCHOA CAICEDO	2 NOV 1990
FIN - Finland	6	Matias VIIPERI	17 OCT 1994
GER - Germany	10	Manuel GONNERMANN	26 JUN 1993
ISV - Virgin Islands, US	4 2	Paul DOUGLAS Alexis MAHER	8 MAY 1989 29 JUL 1995
ITA - Italy	3	Diego MILANI	7 JUN 1996
JPN - Japan	7	Go SUZUKI	21 OCT 1994
NOR - Norway	5	Kjell Egil BAKKELUND	18 JUL 1988
UKR - Ukraine	12 8	Mykola BARANNIK Vladyslav CHORNYI	30 OCT 1989 12 MAY 1997





Medallists

Medal	Name	Country
GOLD	Kjell Egil BAKKELUND	NOR - Norway
SILVER	Mykola BARANNIK	UKR - Ukraine
BRONZE	Paul DOUGLAS	ISV - Virgin Islands, US





Start List

Bib	Name	Country Code	Weight [kg/lbs]	Weight Factor
1	Alex Fabian OCHOA CAICEDO	ECU	77.0 / 170	0.1209
2	Alexis MAHER	ISV	77.4 / 171	0.1204
3	Diego MILANI	ITA	73.4 / 162	0.1245
4	Paul DOUGLAS	ISV	82.5 / 182	0.1159
5	Kjell Egil BAKKELUND	NOR	73.2 / 161	0.1248
6	Matias VIIPERI	FIN	82.0 / 181	0.1163
7	Go SUZUKI	JPN	73.7 / 162	0.1243
8	Vladyslav CHORNYI	UKR	79.5 / 175	0.1185
9	Marcelo del LAMA	BRA	82.8 / 183	0.1156
10	Manuel GONNERMANN	GER	82.6 / 182	0.1158
11	Alexander HUBER	AUT	82.8 / 183	0.1156
12	Mykola BARANNIK	UKR	82.5 / 182	0.1159



Results

Rank	Bib	Name	Country Code	Body Weight	Weight Factor	Squat	Bench Press	Deadlift	Total Weight	Total Points	Remark
1	5	Kjell Egil BAKKELUND	NOR	73.2	0.1248	327.5	232.5	300.0	860.0	107.33	
2	12	Mykola BARANNIK	UKR	82.5	0.1159	360.0	260.0	302.5	922.5	106.90	
3	4	Paul DOUGLAS	ISV	82.5	0.1159	365.0	230.0	325.0	920.0	106.62	
4	1	Alex Fabian OCHOA CAICEDO	ECU	77.0	0.1209	330.0	230.0	290.0	850.0	102.75	
5	2	Alexis MAHER	ISV	77.4	0.1204	310.0	172.5	355.0	837.5	100.83	
6	7	Go SUZUKI	JPN	73.7	0.1243	287.5	215.0	300.0	802.5	99.71	
7	8	Vladyslav CHORNYI	UKR	79.5	0.1185	330.0	220.0	290.0	840.0	99.52	
8	6	Matias VIIPERI	FIN	82.0	0.1163	305.0	242.5	295.0	842.5	97.95	
9	11	Alexander HUBER	AUT	82.8	0.1156	310.0	227.5	290.0	827.5	95.66	
10	9	Marcelo del LAMA	BRA	82.8	0.1156	307.5	240.0	260.0	807.5	93.35	
11	10	Manuel GONNERMANN	GER	82.6	0.1158	325.0	187.5	275.0	787.5	91.16	
12	3	Diego MILANI	ITA	73.4	0.1245	255.0	182.5	290.0	727.5	90.60	

Officials

Name	Function
Pjotr Vd HOEK (NED)	
Veronica KONDRASHOW (GER)	
Bill HELMICH (USA)	



Powerlifting

Men's Heavyweight





Entry List by Event

Country	Bib Number	Name	Date of Birth
BEL - Belgium	3	Jeroen VANHEESVELDE	14 JUN 1990
BRA - Brazil	10	David COIMBRA	28 SEP 1983
DEN - Denmark	1	Nicki LENTZ	26 MAR 1992
ECU - Ecuador	9	Moises Francisco VILLON MORAN	4 MAR 1999
ISV - Virgin Islands, US	11 6	Ian BELL Gregory JOHNSON	8 DEC 1992 19 SEP 1990
MGL - Mongolia	5	Tumenjargal DASHZEGVE	10 JUN 1987
NOR - Norway	4	Asgeir HOEL	15 SEP 1988
SWE - Sweden	12	Oliver DAHLKVIST	1 AUG 1995
UKR - Ukraine	8 7	Danylo KOVALOV Volodymyr RYSYIEV	24 JAN 1996 30 MAR 1982
USA - United States of America	2	Noah JOHNSON	17 JUL 2000

Timing and Results provided by  TISSOT





Medallists

Medal	Name	Country
GOLD	Volodymyr RYSYIEV	UKR - Ukraine
SILVER	Ian BELL	ISV - Virgin Islands, US
BRONZE	Danylo KOVALOV	UKR - Ukraine



Start List

Bib	Name	Country Code	Weight [kg/lbs]	Weight Factor
1	Nicki LENTZ	DEN	94.6 / 209	0.1075
2	Noah JOHNSON	USA	92.0 / 203	0.1090
3	Jeroen VANHEESVELDE	BEL	104.8 / 231	0.1023
4	Asgeir HOEL	NOR	104.5 / 230	0.1024
5	Tumenjargal DASHZEGVE	MGL	103.8 / 229	0.1027
6	Gregory JOHNSON	ISV	91.8 / 202	0.1092
7	Volodymyr RYSYIEV	UKR	92.8 / 205	0.1086
8	Danylo KOVALOV	UKR	104.2 / 230	0.1025
9	Moises Francisco VILLON MORAN	ECU	94.4 / 208	0.1076
10	David COIMBRA	BRA	91.8 / 202	0.1092
11	Ian BELL	ISV	103.8 / 229	0.1028
12	Oliver DAHLKVIST	SWE	104.5 / 230	0.1024




Results

As of SAT 9 JUL 2022

Rank	Bib	Name	Country Code	Body Weight	Weight Factor	Squat	Bench Press	Deadlift	Total Weight	Total Points	Remark
1	7	Volodymyr RYSYIEV	UKR	92.8	0.1086	387.5	270.0	345.0	1002.5	108.87	w1
2	11	Ian BELL	ISV	103.8	0.1028	400.0	252.5	370.0	1022.5	105.09	
3	8	Danylo KOVALOV	UKR	104.2	0.1025	402.5	295.0	315.0	1012.5	103.83	
4	12	Oliver DAHLKVIST	SWE	104.5	0.1024	400.0	300.0	300.0	1000.0	102.44	
5	4	Asgeir HOEL	NOR	104.5	0.1024	400.0	255.0	325.0	980.0	100.39	
6	2	Noah JOHNSON	USA	92.0	0.1090	382.5	210.0	327.5	920.0	100.31	
7	9	Moises Francisco VILLON MORAN	ECU	94.4	0.1076	370.0	282.5	275.0	927.5	99.78	
8	10	David COIMBRA	BRA	91.8	0.1092	355.0	242.5	290.0	887.5	96.93	
9	3	Jeroen VANHEESVELDE	BEL	104.8	0.1023	365.0	267.5	310.0	942.5	96.40	
10	5	Tumenjargal DASHZEGVE	MGL	103.8	0.1027	340.0	310.0	270.0	920.0	94.51	
11	6	Gregory JOHNSON	ISV	91.8	0.1092	330.0	175.0	350.0	855.0	93.38	
	1	Nicki LENTZ	DEN	94.6	0.1075	410.0		312.5			DSQ

Officials

Name	Function
Pjotr Vd HOEK (NED)	
Josephine WING-YUK IP (HKG)	
Hiroyuki ISAGAWA (JPN)	

Timing and Results provided by  TISSOT



REGIONS Protective






Powerlifting

Men's Super Heavyweight





Entry List by Event

Country	Bib Number	Name	Date of Birth
CRC - Costa Rica	6	Manuel CAMPOS	9 OCT 1979
EGY - Egypt	4	Ahmed HASSANIN	19 MAY 1982
FRA - France	5 10	Sofiane BELKESIR Allan GRENIER	4 SEP 1984 17 APR 1990
GBR - Great Britain	7	Tony CLIFFE	11 MAR 1984
ISL - Iceland	1	Julian Jk JOHANNSON	25 JAN 1993
ISV - Virgin Islands, US	9	Joseph CAPPELLINO	6 DEC 1988
TPE - Chinese Taipei	11 3	Chi-Sen TIEN Sen YANG	24 MAR 1994 14 AUG 1994
UKR - Ukraine	12 8	Oleksii BYCHKOV Andrii SHEVCHENKO	19 OCT 1985 9 SEP 1995
USA - United States of America	2	Steve MANN	24 SEP 1975





Medallists

Medal	Name	Country
GOLD	Oleksii BYCHKOV	UKR - Ukraine
SILVER	Sen YANG	TPE - Chinese Taipei
BRONZE	Tony CLIFFE	GBR - Great Britain





Start List

Bib	Name	Country Code	Weight [kg/lbs]	Weight Factor
1	Julian JK JOHANNSON	ISL	162.4 / 358	0.0880
2	Steve MANN	USA	119.8 / 264	0.0967
3	Sen YANG	TPE	114.8 / 253	0.0983
4	Ahmed HASSANIN	EGY	190.2 / 419	0.0853
5	Sofiane BELKESIR	FRA	116.0 / 256	0.0979
6	Manuel CAMPOS	CRC	143.2 / 316	0.0910
7	Tony CLIFFE	GBR	126.8 / 280	0.0947
8	Andrii SHEVCHENKO	UKR	139.4 / 307	0.0918
9	Joseph CAPPELLINO	ISV	169.1 / 373	0.0872
10	Allan GRENIER	FRA	106.0 / 234	0.1018
11	Chi-Sen TIEN	TPE	119.0 / 262	0.0970
12	Oleksii BYCHKOV	UKR	119.6 / 264	0.0968



Results

Rank	Bib	Name	Country Code	Body Weight	Weight Factor	Squat	Bench Press	Deadlift	Total Weight	Total Points	Remark
1	12	Oleksii BYCHKOV	UKR	119.6	0.0968	400.0	340.0	375.0	1115.0	107.92	
2	3	Sen YANG	TPE	114.8	0.0983	440.0	322.5	332.5	1095.0	107.68	
3	7	Tony CLIFFE	GBR	126.8	0.0947	420.0	322.5	370.0	1112.5	105.33	
4	11	Chi-Sen TIEN	TPE	119.0	0.0970	417.5	310.0	355.0	1082.5	104.97	
5	5	Sofiane BELKESIR	FRA	116.0	0.0979	415.0	282.5	357.5	1055.0	103.33	
6	8	Andrii SHEVCHENKO	UKR	139.4	0.0918	430.0	332.5	337.5	1100.0	100.94	
7	2	Steve MANN	USA	119.8	0.0967	387.5	300.0	305.0	992.5	96.00	
8	6	Manuel CAMPOS	CRC	143.2	0.0910	395.0	295.0	360.0	1050.0	95.58	
9	1	Julian JK JOHANNSON	ISL	162.4	0.0880	395.0	312.5	375.0	1082.5	95.31	
10	4	Ahmed HASSANIN	EGY	190.2	0.0853	482.5	332.5	300.0	1115.0	95.08	
	9	Joseph CAPPELLINO	ISV	169.1	0.0872	460.0		355.0			DSQ
	10	Allan GRENIER	FRA	106.0	0.1018	385.0		302.5			DSQ

Officials

Name	Function
Johan SMITH (RSA)	
Josephine WING-YUK IP (HKG)	
Werner LAU (LUX)	



Powerlifting

Women's Lightweight





Entry List by Event

Country	Bib Number	Name	Date of Birth
BRA - Brazil	8	Irani RODRIGUES	28 AUG 1986
DEN - Denmark	7	Trine BAGGER	22 SEP 1986
FRA - France	2	Stephanie LEGARD	31 MAY 1981
GBR - Great Britain	4	Emma GOODWIN	30 AUG 1987
JPN - Japan	3	Yukako FUKUSHIMA	6 JUN 1970
NOR - Norway	1	Karen HESTHAMMER	28 FEB 1994
POL - Poland	5 11	Zuzanna KULA Paulina SZYMANEL	20 APR 1999 7 APR 1995
PUR - Puerto Rico	6	Maria Luisa VASQUEZ	4 FEB 1983
UKR - Ukraine	10 9	Tetiana BILA Anastasiia DEREVIANKO	13 MAR 1996 9 FEB 1987





Medallists

Medal	Name	Country
GOLD	Yukako FUKUSHIMA	JPN - Japan
SILVER	Zuzanna KULA	POL - Poland
BRONZE	Anastasiia DEREVIANKO	UKR - Ukraine





Start List

Bib	Name	Country Code	Weight [kg/lbs]	Weight Factor
1	Karen HESTHAMMER	NOR	51.5 / 114	0.2050
2	Stephanie LEGARD	FRA	46.4 / 102	0.2215
3	Yukako FUKUSHIMA	JPN	46.4 / 102	0.2215
4	Emma GOODWIN	GBR	51.4 / 113	0.2054
5	Zuzanna KULA	POL	50.8 / 112	0.2071
6	Maria Luisa VASQUEZ	PUR	45.2 / 100	0.2256
7	Trine BAGGER	DEN	51.6 / 114	0.2049
8	Irani BARBOSA	BRA	51.5 / 114	0.2050
9	Anastasiia DEREVIANKO	UKR	50.2 / 111	0.2088
10	Tetiana BILA	UKR	47.7 / 105	0.2167
11	Paulina SZYMANEL	POL	51.0 / 112	0.2064



Results

Rank	Bib	Name	Country Code	Body Weight	Weight Factor	Squat	Bench Press	Deadlift	Total Weight	Total Points	Remark
1	3	Yukako FUKUSHIMA	JPN	46.4	0.2215	172.5	127.5	170.0	470.0	104.08	
2	5	Zuzanna KULA	POL	50.8	0.2071	200.0	130.0	167.5	497.5	103.05	
3	9	Anastasiia DEREVIANKO	UKR	50.2	0.2088	187.5	115.0	180.0	482.5	100.72	
4	1	Karen HESTHAMMER	NOR	51.5	0.2050	190.0	102.5	175.0	467.5	95.85	
5	2	Stephanie LEGARD	FRA	46.4	0.2215	160.0	95.0	165.0	420.0	93.01	
6	7	Trine BAGGER	DEN	51.6	0.2049	167.5	102.5	180.0	450.0	92.20	
11		Paulina SZYMANEL	POL	51.0	0.2064	187.5		180.0			DSQ
8		Irani RODRIGUES	BRA	51.5	0.2050	185.0		162.5			DSQ
4		Emma GOODWIN	GBR	51.4	0.2054	177.5	80.0				DSQ
10		Tetiana BILA	UKR	47.7	0.2167	187.5					DSQ
6		Maria Luisa VASQUEZ	PUR	45.2	0.2256	172.5					DSQ

Officials


Name	Function
Veronica KONDRASHOW (GER)	
Pjotr Vd HOEK (NED)	
Ewa GRZESIUK (POL)	



Powerlifting

Women's Middleweight





Entry List by Event

Country	Bib Number	Name	Date of Birth
BRA - Brazil	6	Erica BUENO	26 JUL 1980
DEN - Denmark	8	Eva BUXBOM	2 JUN 1969
FRA - France	11	Melodie ANTHOUARD	20 MAY 1988
GBR - Great Britain	3	Ellie STEEL	6 SEP 1991
GER - Germany	7	Marie HAUSCHILD	13 JUN 1995
	9	Lisa SCHLAGBAUER	31 OCT 1996
ISV - Virgin Islands, US	2	Kimberly JOHNSON	13 APR 1994
	1	Taylor LACHAPELLE	4 JAN 1999
ITA - Italy	10	Carola GARRA	2 JUN 1994
	4	Sabrina MANCINI	17 JUN 1994
TPE - Chinese Taipei	5	Yen-Tzu HUANG	22 OCT 1992
UKR - Ukraine	12	Larysa SOLOVIOVA	14 DEC 1978





Medallists


Medal	Name	Country
GOLD	Carola GARRA	ITA - Italy
SILVER	Taylor LACHAPELLE	ISV - Virgin Islands, US
BRONZE	Larysa SOLOVIOVA	UKR - Ukraine



Start List

As of FRI 8 JUL 2022

Bib	Name	Country Code	Weight [kg/lbs]	Weight Factor
1	Taylor LACHAPELLE	ISV	61.7 / 136	0.1827
2	Kimberly JOHNSON	ISV	56.7 / 125	0.1923
3	Ellie STEEL	GBR	57.8 / 127	0.1899
4	Sabrina MANCINI	ITA	56.5 / 125	0.1928
5	Yen-Tzu HUANG	TPE	58.2 / 128	0.1893
6	Erica BUENO	BRA	59.5 / 131	0.1867
7	Marie HAUSCHILD	GER	62.6 / 138	0.1811
8	Eva BUXBOM	DEN	56.0 / 123	0.1937
9	Lisa SCHLAGBAUER	GER	62.5 / 138	0.1814
10	Carola GARRA	ITA	62.7 / 138	0.1810
11	Melodie ANTHOUARD	FRA	59.0 / 130	0.1875
12	Larysa SOLOVIOVA	UKR	63.0 / 139	0.1806

Timing and Results provided by  TISSOT





Results

Rank	Bib	Name	Country Code	Body Weight	Weight Factor	Squat	Bench Press	Deadlift	Total Weight	Total Points	Remark
1	10	Carola GARRA	ITA	62.7	0.1810	260.0	175.0	222.5	657.5	119.02	w
2	1	Taylor LACHAPPELLE	ISV	61.7	0.1827	242.5	147.5	227.5	617.5	112.82	wj
3	12	Larysa SOLOVIOVA	UKR	63.0	0.1806	215.0	160.0	217.5	592.5	107.02	
4	2	Kimberly JOHNSON	ISV	56.7	0.1923	215.0	140.0	195.0	550.0	105.78	
5	5	Yen-Tzu HUANG	TPE	58.2	0.1893	197.5	155.0	187.5	540.0	102.22	
6	6	Erica BUENO	BRA	59.5	0.1867	195.0	160.0	187.5	542.5	101.27	
7	3	Ellie STEEL	GBR	57.8	0.1899	200.0	145.0	172.5	517.5	98.28	
8	4	Sabrina MANCINI	ITA	56.5	0.1928	200.0	110.0	190.0	500.0	96.38	
9	11	Melodie ANTHOUARD	FRA	59.0	0.1875	197.5	147.5	155.0	500.0	93.77	
10	9	Lisa SCHLAGBAUER	GER	62.5	0.1814	190.0	105.0	195.0	490.0	88.86	
11	7	Marie HAUSCHILD	GER	62.6	0.1811	192.5	110.0	170.0	472.5	85.57	
12	8	Eva BUXBOM	DEN	56.0	0.1937	175.0	87.5	177.5	440.0	85.24	

Officials

Name	Function
Carole SPRINGETT (GBR)	
Herbert KREBS (AUT)	
Judith REITMANN (URU)	



Powerlifting

Women's Heavyweight





Entry List by Event

Country	Bib Number	Name	Date of Birth
AUT - Austria	5	Ines KAHRER	8 MAY 1996
BRA - Brazil	8	Cicera TAVARES	10 JUN 1976
ECU - Ecuador	9	Johanna Alejandra AGUINAGA RAMOS	11 JAN 1993
GER - Germany	10 12	Sonja KRUGER Cathrin SILBERZAHN	4 DEC 1999 17 DEC 1988
ISV - Virgin Islands, US	7 4	Kloie DOUBLIN Kelsey McCARTHY	28 SEP 1999 27 OCT 1992
ITA - Italy	1	Francesca PARRELLO	22 AUG 1994
NOR - Norway	3	Marte ELVERUM	29 OCT 1990
PHI - Philippines	6	Joyce Gail REBOTON	4 APR 1992
POL - Poland	11	Agata SITKO	19 NOV 2002
SVK - Slovakia	2	Ivana HORNA	31 AUG 1990

Timing and Results provided by  TISSOT

PWLWHEAVY-----_C32C 3.0

Report Created SAT 9 JUL 2022 8:45

Page 1 / 1





Medallists

Medal	Name	Country
GOLD	Agata SITKO	POL - Poland
SILVER	Kelsey McCARTHY	ISV - Virgin Islands, US
BRONZE	Francesca PARRELLO	ITA - Italy





Start List

Bib	Name	Country Code	Weight [kg/lbs]	Weight Factor
1	Francesca PARRELLO	ITA	75.4 / 166	0.1647
2	Ivana HORNA	SVK	69.0 / 152	0.1719
3	Marte ELVERUM	NOR	74.8 / 165	0.1653
4	Kelsey McCARTHY	ISV	66.6 / 147	0.1751
5	Ines KAHNER	AUT	68.2 / 150	0.1729
6	Joyce Gail REBOTON	PHI	75.5 / 166	0.1646
7	Kloie DOUBLIN	ISV	75.7 / 167	0.1644
8	Cicera TAVARES	BRA	67.7 / 149	0.1736
9	Johanna Alejandra AGUINAGA RAMOS	ECU	63.6 / 140	0.1795
10	Sonja KRUGER	GER	71.8 / 158	0.1685
11	Agata SITKO	POL	76.0 / 168	0.1641
12	Cathrin SILBERZAHN	GER	68.3 / 151	0.1728



Results

Rank	Bib	Name	Country Code	Body Weight	Weight Factor	Squat	Bench Press	Deadlift	Total Weight	Total Points	Remark
1	11	Agata SITKO	POL	76.0	0.1641	270.0	195.0	261.0	726.0	119.12	w
2	4	Kelsey McARTHUR	ISV	66.6	0.1751	242.5	170.0	212.5	625.0	109.44	
3	1	Francesca PARRELLO	ITA	75.4	0.1647	257.5	140.0	247.5	645.0	106.25	
4	8	Cicera TAVARES	BRA	67.7	0.1736	240.0	125.0	242.5	607.5	105.46	w1
5	3	Marte ELVERUM	NOR	74.8	0.1653	250.0	137.5	245.0	632.5	104.57	
6	12	Cathrin SILBERZAHN	GER	68.3	0.1728	242.5	145.0	200.0	587.5	101.52	
7	2	Ivana HORNA	SVK	69.0	0.1719	215.0	140.0	235.0	590.0	101.42	
8	9	Johanna Alejandra AGUINAGA RAMOS	ECU	63.6	0.1795	210.0	162.5	187.5	560.0	100.52	
9	6	Joyce Gail REBOTON	PHI	75.5	0.1646	242.5	147.5	212.5	602.5	99.16	
10	5	Ines KAHNER	AUT	68.2	0.1729	227.5	130.0	180.0	537.5	92.92	
11	10	Sonja KRUGER	GER	71.8	0.1685	280.0	95.0	170.0	545.0	91.84	
	7	Kloie DOUBLIN	ISV	75.7	0.1644	252.5		237.5			DSQ

Officials

Name	Function
Vicky BOTHA (RSA)	
Werner LAU (LUX)	
Ewa GRZESIUK (POL)	


RESULTS BOOK



Powerlifting

Women's Super Heavyweight





Entry List by Event

Country	Bib Number	Name	Date of Birth
CAN - Canada	8	Rhaea STINN	26 MAY 1988
DEN - Denmark	3	Amalie LARSSON	6 MAY 1992
GER - Germany	9	Valerie von GLEICHEN	20 DEC 1992
ISL - Iceland	7	Soley Margret JONSDOTTIR	7 JUN 2001
NED - Netherlands	4 11	Ielja STRIK Ankie TIMMERS	25 MAR 1973 14 OCT 1986
NOR - Norway	5 2	Anna HERANGER Hildeborg HUGDAL	11 JUN 1992 5 JUL 1983
RSA - South Africa	1	Christi REES	10 JAN 1986
UKR - Ukraine	10 6	Tetiana MELNYK Daria RUSANENKO	12 AUG 1985 6 APR 2001
USA - United States of America	12	Bonica BROWN	4 AUG 1988





Medallists

Medal	Name	Country
GOLD	Rhaea STINN	CAN - Canada
SILVER	Bonica BROWN	USA - United States of America
BRONZE	Tetiana MELNYK	UKR - Ukraine





Start List

Bib	Name	Country Code	Weight [kg/lbs]	Weight Factor
1	Christi REES	RSA	104.4 / 230	0.1462
2	Hildeborg HUGDAL	NOR	120.0 / 265	0.1413
3	Amalie LARSSON	DEN	91.3 / 201	0.1525
4	Ielja STRIK	NED	87.0 / 192	0.1552
5	Anna HERANGER	NOR	83.5 / 184	0.1576
6	Daria RUSANENKO	UKR	76.0 / 168	0.1640
8	Rhaea STINN	CAN	83.2 / 183	0.1578
9	Valerie von GLEICHEN	GER	85.0 / 187	0.1566
10	Tetiana MELNYK	UKR	77.6 / 171	0.1625
11	Ankie TIMMERS	NED	82.8 / 183	0.1582
12	Bonica BROWN	USA	135.6 / 299	0.1382





Results

Rank	Bib	Name	Country Code	Body Weight	Weight Factor	Squat	Bench Press	Deadlift	Total Weight	Total Points	Remark
1	8	Rhaea STINN	CAN	83.2	0.1578	255.0	227.0	215.0	697.0	110.01	
2	12	Bonica BROWN	USA	135.6	0.1382	322.5	215.0	247.5	785.0	108.48	
3	10	Tetiana MELNYK	UKR	77.6	0.1625	255.0	185.0	210.0	650.0	105.63	
4	11	Ankie TIMMERS	NED	82.8	0.1582	237.5	185.0	220.0	642.5	101.65	
5	5	Anna HERANGER	NOR	83.5	0.1576	260.0	157.5	210.0	627.5	98.92	
6	6	Daria RUSANENKO	UKR	76.0	0.1640	265.0	140.0	195.0	600.0	98.42	
7	2	Hildeborg HUGDAL	NOR	120.0	0.1413	257.5	228.5	195.0	681.0	96.26	
8	9	Valerie von GLEICHEN	GER	85.0	0.1566	262.5	132.5	212.5	607.5	95.12	
9	3	Amalie LARSSON	DEN	91.3	0.1525	252.5	125.0	222.5	600.0	91.48	
		4 Ielja STRIK	NED	87.0	0.1552	230.0		200.0			DSQ
		1 Christi REES	RSA	104.4	0.1462	207.5		170.0			DSQ

Officials

Name	Function
Carole SPRINGETT (GBR)	
Bill HELMICH (USA)	
Judith REITMANN (URU)	

RESULTS BOOK



Racquetball





31	Racquetball	3038
31.1	Table of Contents	3039
31.2	Competition Schedule	3042
31.3	Number of Entries by Country	3043
31.4	Entry List by Country	3044
31.5	Medallists by Event	3046
31.6	Medal Standings	3047
31.7	Men's	3048
31.7.1	Results Summary	3049
31.7.2	Brackets	3050
31.7.3	Medallists	3051
31.7.4	Finals	3052
31.7.4.1	Bronze Medal Match #15 Results	3052
31.7.4.2	Gold Medal Match #16 Results	3053
31.7.5	Semifinals	3054
31.7.5.1	Match #13 Results	3054
31.7.5.2	Match #14 Results	3055
31.7.6	Quarterfinals	3056
31.7.6.1	Match #11 Results	3056
31.7.6.2	Match #9 Results	3057
31.7.6.3	Match #12 Results	3058
31.7.6.4	Match #10 Results	3059
31.7.7	Round of 16	3060
31.7.7.1	Match #3 Results	3060
31.7.7.2	Match #4 Results	3061
31.7.7.3	Match #2 Results	3062
31.7.7.4	Match #1 Results	3063
31.7.7.5	Match #8 Results	3064
31.7.7.6	Match #7 Results	3065
31.7.7.7	Match #6 Results	3066
31.7.7.8	Match #5 Results	3067
31.8	Women's	3068
31.8.1	Results Summary	3069
31.8.2	Brackets	3070
31.8.3	Medallists	3071
31.8.4	Finals	3072
31.8.4.1	Bronze Medal Match #15 Results	3072

RESULTS BOOK
TABLE OF CONTENTS

31.8.4.2	Gold Medal Match #16 Results	3073
31.8.5	Semifinals	3074
31.8.5.1	Match #13 Results	3074
31.8.5.2	Match #14 Results	3075
31.8.6	Quarterfinals	3076
31.8.6.1	Match #10 Results	3076
31.8.6.2	Match #9 Results	3077
31.8.6.3	Match #11 Results	3078
31.8.6.4	Match #12 Results	3079
31.8.7	Round of 16	3080
31.8.7.1	Match #1 Results	3080
31.8.7.2	Match #2 Results	3081
31.8.7.3	Match #4 Results	3082
31.8.7.4	Match #3 Results	3083
31.8.7.5	Match #8 Results	3084
31.8.7.6	Match #7 Results	3085
31.8.7.7	Match #6 Results	3086
31.8.7.8	Match #5 Results	3087



Competition Schedule

As of 9 JUL 2022

Date	Start Time	Estimated Finish Time	Event and Round Name	Number of Matches
SUN 10 JUL	9:00	13:00	Men's, Round of 16	2
			Women's, Round of 16	2
	15:00	19:00	Men's, Round of 16	2
			Women's, Round of 16	2
MON 11 JUL	9:00	13:00	Men's, Round of 16	2
			Women's, Round of 16	2
	15:00	19:00	Men's, Round of 16	2
			Women's, Round of 16	2
TUE 12 JUL	9:00	13:00	Men's, Quarterfinals	2
			Women's, Quarterfinals	2
	15:00	19:00	Men's, Quarterfinals	2
			Women's, Quarterfinals	2
WED 13 JUL	9:00	13:00	Men's, Semifinals	2
			Women's, Semifinals	2
	14:00	18:00	Women's, Bronze Medal	1
			Men's, Bronze Medal	1
			Women's, Finals	1
			Men's, Finals	1

Note:
Schedule is subject to change





Number of Entries by Country

As of 9 JUL 2022

Country	Entries by Event		Players		
	Men	Women	Men	Women	Total
	MS	WS			
ARG - Argentina	1	1	1	1	2
BOL - Bolivia		2		2	2
CAN - Canada	1	1	1	1	2
CHI - Chile		1		1	1
COL - Colombia	1	1	1	1	2
CRC - Costa Rica	2		2		2
DOM - Dominican Republic	1		1		1
ECU - Ecuador	2		2		2
GUA - Guatemala	1	2	1	2	3
IRL - Ireland	2	2	2	2	4
JPN - Japan		1		1	1
KOR - Republic of Korea	1	1	1	1	2
MEX - Mexico	2	2	2	2	4
USA - United States of America	2	2	2	2	4
Total	16	16	16	16	32



BIRMINGHAM

Greater Birmingham Convention & Visitors Bureau



REGIONS



Protective



BlueCross BlueShield of Alabama





Entry List by Country

As of 13 JUL 2022

Country	Name	Gender	Date of Birth	Event Participation	
				MS	WS
ARG - Argentina	Diego GARCIA QUISPE	M	22 JUN 2001	*	
	Natalia MENDEZ	F	28 JAN 1997		*
BOL - Bolivia	Angelica BARRIOS	F	5 MAY 2000		*
	Micaela MENESES	F	18 JAN 2003		*
CAN - Canada	Lee Robert CONNELL	M	13 APR 1984	*	
	Michele MORISSETTE	F	27 JAN 1996		*
CHI - Chile	Carla MUNOZ	F	2 DEC 1992		*
COL - Colombia	Mario MERCADO	M	12 JAN 1995	*	
	Cristina AMAYA	F	28 OCT 1988		*
CRC - Costa Rica	Acuna Araya ANDRES	M	11 SEP 1995	*	
	Felipe CAMACHO	M	22 MAY 1988	*	
DOM - Dominican Republic	Ramon DE LEON	M	9 APR 1990	*	
ECU - Ecuador	Jose Daniel UGALDE ALBORNOZ	M	21 SEP 1990	*	
	Juan Francisco CUEVA WEBSTER	M	2 OCT 1998	*	
GUA - Guatemala	Juan Jose SALVATIERRA	M	14 MAR 1996	*	
	Ana Gabriela MARTINEZ	F	2 AUG 1999		*
	Maria Renee RODRIGUEZ	F	4 MAY 1995		*
IRL - Ireland	Eoin TYNAN	M	17 JAN 1974	*	
	Ken COTTRELL	M	2 JAN 1975	*	
	Aisling HICKEY	F	22 JUN 1993		*
	Majella HAVERTY	F	2 DEC 1991		*
JPN - Japan	Ayako HANASHI	F	30 JAN 1993		*
KOR - Republic of Korea	Gunhee LEE	M	3 OCT 1998	*	
	Sumin LEE	F	17 MAY 1987		*
MEX - Mexico	Andree PARRILLA	M	23 JUL 1996	*	
	Rodrigo MONTOYA	M	23 JUL 1996	*	
	Paola LONGORIA	F	20 JUL 1989		*
	Samantha SALAS	F	15 DEC 1986		*

Timing and Results provided by  TISSOT



Entry List by Country

As of 13 JUL 2022

Country	Name	Gender	Date of Birth	Event Participation	
				MS	WS
USA - United States of America	Alejandro LANDA	M	20 MAR 1988	*	
	Jake BREDENBECK	M	27 SEP 1991	*	
	Kelani LAWRENCE	F	4 JUL 1994		*
	Rhonda RAJSICH	F	10 JUL 1978		*

Legend:							
F	Female	M	Male	MS	Men's Singles	WS	Women's Singles

Timing and Results provided by  TISSOT





Medallists by Event

As of 13 JUL 2022

Event	Date	Medal	Name	Country
Men's	WED 13 JUL	GOLD	Andres ACUNA ARAYA	CRC
		SILVER	Rodrigo MONTOYA	MEX
		BRONZE	Andree PARRILLA	MEX
Women's	WED 13 JUL	GOLD	Paola LONGORIA	MEX
		SILVER	Ana Gabriela MARTINEZ	GUA
		BRONZE	Angelica BARRIOS	BOL





Medal Standings

As of 13 JUL 2022

AFTER 2 OF 2 EVENTS

Rank	Country	Men				Women				Total				Rank by Total
		G	S	B	Tot	G	S	B	Tot	G	S	B	Tot	
1	MEX - Mexico		1	1	2	1			1	1	1	1	3	1
2	CRC - Costa Rica	1			1					1			1	=2
3	GUA - Guatemala						1		1		1		1	=2
4	BOL - Bolivia							1	1			1	1	=2
	Total:	1	1	1	3	1	1	1	3	2	2	2	6	

LEGEND				
=	Equal sign indicates that two or more Countries share the same rank by total	B	Bronze	G Gold S Silver
Tot	Total			

Timing and Results provided by  TISSOT



RESULTS BOOK



Racquetball

Men's





Results Summary

As of 13 JUL 2022

Match No.	Round	Time	Teams/Players	Result	Score	Duration
-----------	-------	------	---------------	--------	-------	----------

Date - 10 July 2022

MO12	Round of 16	09:00	PARRILLA (MEX) beat DE LEON (DOM)	3-0	(15-6 15-7 15-13)	37min
MO13	Round of 16	10:00	CONNELL (CAN) lost to BREDENBECK (USA)	0-3	(14-15 5-15 12-15)	36min
MO9	Round of 16	17:00	GARCIA QUISPE (ARG) lost to MONTOYA (MEX)	1-3	(14-15 14-15 15-12 8-15)	76min
MO16	Round of 16	18:00	LANDA (USA) beat TYNAN (IRL)	3-0	(15-8 15-9 15-4)	31min

Date - 11 July 2022

MO15	Round of 16	11:00	LEE (KOR) lost to ACUNA ARAYA (CRC)	0-3	(7-15 4-15 6-15)	29min
MO10	Round of 16	12:00	SALVATIERRA (GUA) beat CAMACHO (CRC)	3-0	(15-14 15-14 15-13)	53min
MO11	Round of 16	15:00	CUEVA WEBSTER (ECU) lost to UGALDE ALBORNOZ (ECU)	0-3	(11-15 13-15 9-15)	47min
MO14	Round of 16	16:00	MERCADO (COL) beat COTTRELL (IRL)	3-0	(15-2 15-7 15-7)	26min

Date - 12 July 2022

MO6	Quarterfinals	09:00	MERCADO (COL) beat UGALDE ALBORNOZ (ECU)	3-0	(15-5 15-14 15-8)	44min
MO8	Quarterfinals	11:00	LANDA (USA) lost to MONTOYA (MEX)	1-3	(7-15 8-15 15-11 10-15)	76min
MO7	Quarterfinals	15:00	SALVATIERRA (GUA) lost to ACUNA ARAYA (CRC)	0-3	(13-15 14-15 5-15)	47min
MO5	Quarterfinals	17:00	PARRILLA (MEX) beat BREDENBECK (USA)	3-0	(15-8 15-12 15-10)	35min

Date - 13 July 2022

MO4	Semifinals	11:00	MONTOYA (MEX) beat PARRILLA (MEX)	3-1	(15-9 15-13 11-15 15-9)	83min
MO3	Semifinals	12:00	MERCADO (COL) lost to ACUNA ARAYA (CRC)	1-3	(15-14 13-15 10-15 10-15)	82min
MO2	Bronze Medal	15:00	PARRILLA (MEX) beat MERCADO (COL)	3-0	(15-13 15-10 15-11)	56min
MO1	Finals	17:00	MONTOYA (MEX) lost to ACUNA ARAYA (CRC)	0-3	(12-15 13-15 14-15)	60min

Legend:	MS	Men's Singles	No.	Number
---------	----	---------------	-----	--------





Brackets

As of 13 JUL 2022

Round of 16	Quarterfinals	Semifinals	Finals	Medallist
Alejandro LANDA (USA)	Alejandro LANDA 3-0 (15-8 15-9 15-4)	Rodrigo MONTOYA 3-1 (15-7 15-8 11-15 15-10)	Rodrigo MONTOYA 3-1 (15-9 15-13 11-15 15-9)	Gold Medal ACUNA AR. (CRC) 3-0 (15-12 15-13 15-14)
Eoin TYNAN (IRL)				
Diego GARCIA QUISPE (ARG)	Rodrigo MONTOYA 3-1 (15-14 15-14 12-15 15-8)			
Rodrigo MONTOYA (MEX)				
Andree PARRILLA (MEX)	Andree PARRILLA 3-0 (15-6 15-7 15-13)	Andree PARRILLA 3-0 (15-8 15-12 15-10)		
Ramon DE LEON (DOM)				
Lee Robert CONNELL (CAN)	BREDENBECK 3-0 (15-14 15-5 15-12)			
Jake BREDENBECK (USA)				
Mario MERCADO (COL)	Mario MERCADO 3-0 (15-2 15-7 15-7)	Mario MERCADO 3-0 (15-5 15-14 15-8)	ACUNA ARAYA 3-1 (14-15 15-13 15-10 15-10)	
Ken COTTRELL (IRL)				
Juan Francisco CUEVA WEBSTER (ECU)	UGALDE ALBORN. 3-0 (15-11 15-13 15-9)			
Jose Daniel UGALDE ALBORNOZ (ECU)				
Juan Jose SALVATIERRA (GUA)	SALVATIERRA 3-0 (15-14 15-14 15-13)	ACUNA ARAYA 3-0 (15-13 15-14 15-5)		
Felipe CAMACHO (CRC)				
Gunhee LEE (KOR)	ACUNA ARAYA 3-0 (15-7 15-4 15-6)			
Andres ACUNA ARAYA (CRC)				
		Andree PARRILLA	Bronze Medal PARRILLA (MEX) 3-0 (15-13 15-10 15-11)	
		Mario MERCADO		



Medallists

As of 13 JUL 2022

Medal	Name	Country Code
GOLD	Andres ACUNA ARAYA	CRC - Costa Rica
SILVER	Rodrigo MONTOYA	MEX - Mexico
BRONZE	Andree PARRILLA	MEX - Mexico





Results

Andree PARRILLA (MEX) 3 - 0 Mario MERCADO (COL)

Match Summary		Match	Game 1	Game 2	Game 3	Game 4	Game 5
Andree PARRILLA	MEX	3	15	15	15		
Mario MERCADO	COL	0	13	10	11		
Duration		56min	20min	16min	20min		

Match Number: MO2 Court: 1
 Referees: Daniel Aristides MAGGI (ARG)
 Kurtis CULLEN (CAN)

Game Progress

1 Andree PARRILLA			1	1	2	3	4	4	5	5	6	6	7	8	9	9	10	10	11	11	12	12	12	12	12	12	13	14	15	
Mario MERCADO			0	1	1	1	1	2	2	3	3	4	4	4	4	5	5	6	6	7	7	8	9	10	10	11	12	13	13	13
2 Andree PARRILLA			0	0	1	2	2	3	3	3	4	5	6	6	6	7	7	8	9	10	10	11	11	12	13	14	15			
Mario MERCADO			1	2	2	2	3	3	4	5	5	5	5	6	7	7	8	8	8	8	9	9	10	10	10	10	10			
3 Andree PARRILLA			1	1	1	2	2	3	3	4	5	5	6	6	7	8	9	9	10	10	11	11	11	12	13	14	14	15		
Mario MERCADO			0	1	2	2	3	3	4	4	4	5	5	6	6	6	7	7	8	8	9	10	10	10	10	11	11			

Legend: MS Men's Singles



Results

Andres ACUNA ARAYA (CRC) 3 - 0 Rodrigo MONTOYA (MEX)

Match Summary		Match	Game 1	Game 2	Game 3	Game 4	Game 5
Rodrigo MONTOYA	MEX	0	12	13	14		
Andres ACUNA ARAYA	CRC	3	15	15	15		
Duration		60min	19min	21min	20min		

Match Number: MO1 Court: 1
 Referees: Roland KELLER VARGAS (BOL)
 Maria Paz MUNOZ ALBORNOZ (ECU)

Game Progress

1 Rodrigo MONTOYA			0	1	1	1	1	1	1	1	2	3	3	3	4	4	5	6	6	7	7	8	9	10	10	11	12	12	12		
Andres ACUNA ARAYA			1	1	2	3	4	5	6	7	7	7	8	9	9	10	10	10	11	11	12	12	12	12	12	13	13	13	14	15	
2 Rodrigo MONTOYA			0	1	2	2	2	3	3	4	4	4	5	5	6	6	6	6	7	7	7	8	8	8	9	10	11	12	13	13	
Andres ACUNA ARAYA			1	1	1	2	3	3	4	4	5	6	6	7	7	8	9	10	10	11	12	12	13	14	14	14	14	14	14	15	
3 Rodrigo MONTOYA			1	2	2	2	2	3	3	4	4	5	5	6	7	7	8	9	9	10	10	10	11	11	12	12	12	13	14	14	14
Andres ACUNA ARAYA			0	0	1	2	3	3	4	4	5	5	6	6	7	7	8	8	9	10	10	11	11	12	13	13	13	14	15		

Legend: MS Men's Singles





Results

Rodrigo MONTOYA (MEX) 3 - 1 Andree PARRILLA (MEX)

Match Summary		Match	Game 1	Game 2	Game 3	Game 4	Game 5
Rodrigo MONTOYA	MEX	3	15	15	11	15	
Andree PARRILLA	MEX	1	9	13	15	9	
	Duration	83min	17min	19min	22min	25min	

Match Number: MO4 Court: 1
 Referees: Kurtis CULLEN (CAN)
 Daniel Aristides MAGGI (ARG)

Game Progress

1	Rodrigo MONTOYA			0	1	2	3	4	5	6	6	6	6	7	7	8	9	10	11	12	13	13	13	13	14	14	15				
	Andree PARRILLA			1	1	1	1	1	1	1	2	3	4	4	5	5	5	5	5	5	5	6	7	8	8	9	9				
2	Rodrigo MONTOYA			0	1	1	1	1	1	1	2	3	3	3	4	5	6	7	8	9	10	10	11	11	12	12	13	14	14	14	15
	Andree PARRILLA			1	1	2	3	4	5	6	6	6	7	8	8	8	8	8	8	8	8	9	9	10	10	11	11	12	13	13	
3	Rodrigo MONTOYA			1	2	2	3	3	3	3	4	4	5	5	6	6	6	6	7	8	8	8	8	8	9	10	11	11			
	Andree PARRILLA			0	0	1	1	3	4	5	5	6	6	7	7	8	9	10	10	10	11	12	13	14	14	14	14	15			
4	Rodrigo MONTOYA			0	1	2	3	3	3	4	5	6	7	8	8	8	9	9	9	10	11	11	12	12	13	14	15				
	Andree PARRILLA			1	1	1	1	2	3	3	3	3	3	3	4	5	5	6	7	7	7	8	8	9	9	9	9				

Legend: MS Men's Singles





Results

Andres ACUNA ARAYA (CRC) 3 - 1 Mario MERCADO (COL)

Match Summary		Match	Game 1	Game 2	Game 3	Game 4	Game 5
Mario MERCADO	COL	1	15	13	10	10	
Andres ACUNA ARAYA	CRC	3	14	15	15	15	
Duration		82min	21min	22min	18min	21min	

Match Number: MO3 Court: 1
 Referees: Diana Laura AGUILAR MARTINEZ (MEX)
 Roland KELLER VARGAS (BOL)

Game Progress

1	Mario MERCADO			0	1	2	2	2	2	2	2	2	3	3	4	4	4	4	5	6	6	7	8	8	9	10	10	11	12	12	13	14	14	15
	Andres ACUNA ARAYA			1	1	1	2	3	4	5	6	6	7	7	8	9	9	9	9	10	10	10	11	11	11	12	12	12	13	13	13	14	14	14
2	Mario MERCADO			1	2	2	2	2	3	3	3	3	3	4	5	5	5	6	7	8	8	9	10	10	10	10	11	11	12	12	13	13	13	13
	Andres ACUNA ARAYA			0	0	1	2	3	3	4	5	6	7	7	8	9	9	9	9	10	10	10	11	12	12	12	13	13	14	14	14	15		
3	Mario MERCADO			1	2	2	2	2	2	3	4	4	4	4	4	5	5	6	7	7	8	8	8	8	9	9	10	10						
	Andres ACUNA ARAYA			0	0	1	2	3	4	4	5	6	7	8	8	9	9	9	10	10	11	12	13	13	14	14	15							
4	Mario MERCADO			0	1	1	1	2	2	2	2	2	2	3	4	5	6	7	7	8	8	8	8	9	10	10	10							
	Andres ACUNA ARAYA			1	1	2	3	3	4	5	6	7	8	8	8	8	8	8	9	9	10	11	12	13	13	13	14	15						

Legend: MS Men's Singles





Results

Mario MERCADO (COL) 3 - 0 Jose Daniel UGALDE ALBORNOZ (ECU)

Match Summary		Match	Game 1	Game 2	Game 3	Game 4	Game 5
Mario MERCADO	COL	3	15	15	15		
Jose Daniel UGALDE ALBORNOZ	ECU	0	5	14	8		
Duration		44min	10min	18min	16min		

Match Number: MO6 Court: 1
 Referees: Daniel Aristides MAGGI (ARG)
 Diana Laura AGUILAR MARTINEZ (MEX)

Game Progress

1 Mario MERCADO	0	1	2	2	3	4	4	4	4	5	6	7	8	9	10	11	12	13	14	15									
UGALDE ALBORNOZ	1	1	1	2	2	2	3	4	5	5	5	5	5	5	5	5	5	5	5	5									
2 Mario MERCADO	0	0	0	0	1	2	2	2	3	3	4	5	6	6	7	8	8	9	9	9	10	11	12	12	12	13	13	14	15
UGALDE ALBORNOZ	1	2	3	4	4	4	5	6	6	7	7	7	7	8	8	8	9	9	10	11	11	11	11	11	12	13	13	14	14
3 Mario MERCADO	0	1	2	3	4	6	7	8	8	8	9	10	10	10	10	10	11	12	13	14	14	15							
UGALDE ALBORNOZ	1	1	1	1	1	1	1	1	2	3	3	3	4	5	6	7	7	7	7	7	8	8							

Legend: MS Men's Singles



Results

Rodrigo MONTOYA (MEX) 3 - 1 Alejandro LANDA (USA)

Match Summary		Match	Game 1	Game 2	Game 3	Game 4	Game 5
Alejandro LANDA	USA	1	7	8	15	10	
Rodrigo MONTOYA	MEX	3	15	15	11	15	
	Duration	76min	16min	15min	21min	24min	

Match Number: MO8 Court: 1
 Referees: Roland KELLER VARGAS (BOL)
 Daniel Aristides MAGGI (ARG)

Game Progress

1 Alejandro LANDA			1	2	2	3	3	4	4	5	6	6	7	7	7	7	7	7	7	7	7	7	7	7	7			
Rodrigo MONTOYA			0	0	1	1	2	2	3	3	3	4	4	5	6	7	8	9	10	11	12	13	14	15	15			
2 Alejandro LANDA			1	1	1	2	2	2	3	3	4	5	5	5	6	6	7	7	8	8	8	8	8	8	8			
Rodrigo MONTOYA			0	1	2	2	3	4	4	5	5	5	6	7	7	8	8	9	9	10	11	12	13	14	15			
3 Alejandro LANDA			0	1	1	2	2	2	3	4	5	6	6	7	8	9	9	9	9	10	11	11	11	12	12	13	14	15
Rodrigo MONTOYA			1	1	2	2	3	4	4	4	4	5	5	5	6	7	8	8	8	8	9	10	10	11	11	11	11	
4 Alejandro LANDA			1	1	1	1	1	2	3	3	3	3	4	5	6	7	7	8	9	9	9	10	10	10	10	10	10	
Rodrigo MONTOYA			0	1	2	3	4	4	4	5	6	7	7	7	7	7	8	8	8	8	9	10	10	11	12	13	14	15

Legend: MS Men's Singles





Results

Acuna Araya ANDRES (CRC) 3 - 0 Juan Jose SALVATIERRA (GUA)

Match Summary		Match	Game 1	Game 2	Game 3	Game 4	Game 5
Juan Jose SALVATIERRA	GUA	0	13	14	5		
Acuna Araya ANDRES	CRC	3	15	15	15		
Duration		47min	16min	18min	13min		

Match Number: MO7 Court: 1
 Referees: Daniel Aristides MAGGI (ARG)
 Roland KELLER VARGAS (BOL)

Game Progress

1 Juan Jose SALVATIERRA			1	2	3	4	5	6	6	6	6	7	7	7	7	8	8	8	8	9	9	10	11	11	11	11	12	12	13	13		
Acuna Araya ANDRES			0	0	0	0	0	0	1	2	3	3	4	5	6	6	7	7	8	8	9	9	10	10	10	11	12	13	13	14	14	15
2 Juan Jose SALVATIERRA			0	0	1	1	1	2	3	3	3	4	5	6	6	7	7	8	8	9	9	9	9	10	10	10	12	13	14	14		
Acuna Araya ANDRES			1	2	2	3	4	4	4	5	6	6	6	6	7	7	8	8	9	9	10	11	12	13	13	14	14	14	14	15		
3 Juan Jose SALVATIERRA			1	1	1	1	2	3	3	3	4	4	4	4	4	5	5	5	5	5	5	5	5	5	5	5	5	5	5	5		
Acuna Araya ANDRES			0	1	2	3	3	3	4	5	5	6	8	9	10	10	11	12	13	14	15	15	15	15	15	15	15	15	15	15		

Legend: MS Men's Singles





Results

Andree PARRILLA (MEX) 3 - 0 Jake BREDENBECK (USA)

Match Summary		Match	Game 1	Game 2	Game 3	Game 4	Game 5
Andree PARRILLA	MEX	3	15	15	15		
Jake BREDENBECK	USA	0	8	12	10		
Duration		35min	0min	20min	15min		

Match Number: MO5 Court: 1
 Referees: Kurtis CULLEN (CAN)
 Daniel Aristides MAGGI (ARG)

Game Progress

1 Andree PARRILLA			0	1	1	2	3	3	3	4	4	5	6	7	8	9	9	10	11	12	13	14	14	15					
Jake BREDENBECK			1	1	2	2	2	3	4	4	5	5	5	5	5	5	7	7	7	7	7	7	8	8					
2 Andree PARRILLA			0	1	2	2	3	4	5	5	5	5	5	6	7	7	8	9	9	10	10	10	10	10	11	12	13	14	15
Jake BREDENBECK			1	1	1	2	2	2	2	3	4	5	6	6	6	7	7	7	8	8	9	10	11	12	12	12	12	12	12
3 Andree PARRILLA			1	1	1	2	3	4	5	6	7	7	7	7	7	7	8	9	9	9	10	10	11	12	13	14	15		
Jake BREDENBECK			0	1	2	2	2	2	2	2	2	3	4	5	6	7	7	7	8	9	9	10	10	10	10	10	10		

Legend: MS Men's Singles





Results

Andree PARRILLA (MEX) 3 - 0 Ramon DE LEON (DOM)

Match Summary		Match	Game 1	Game 2	Game 3	Game 4	Game 5
Andree PARRILLA	MEX	3	15	15	15		
Ramon DE LEON	DOM	0	6	7	13		
Duration		37min	11min	11min	15min		

Match Number: MO12 Court: 1
Referees: Maria Paz MUNOZ ALBORNOZ (ECU)

Game Progress

1 Andree PARRILLA			1	1	2	2	3	4	5	6	7	8	9	10	11	12	13	13	13	13	13	14	15							
Ramon DE LEON			0	1	1	2	2	2	2	2	2	2	2	2	2	2	2	3	4	5	6	6	6							
2 Andree PARRILLA			1	2	3	3	3	4	4	4	5	6	7	7	8	9	10	11	12	12	13	13	14	15						
Ramon DE LEON			0	0	0	1	2	2	3	4	4	4	4	5	5	5	5	5	5	6	6	7	7	7						
3 Andree PARRILLA			0	0	0	0	0	1	2	3	4	4	5	6	7	8	9	9	9	9	10	10	10	10	11	12	13	13	14	15
Ramon DE LEON			1	2	3	4	5	5	5	5	5	6	6	6	6	6	6	7	8	9	9	10	11	12	12	12	12	13	13	13

Legend:
MS Men's Singles



Results

Jake BREDENBECK (USA) 3 - 0 Lee Robert CONNELL (CAN)

Match Summary		Match	Game 1	Game 2	Game 3	Game 4	Game 5
Lee Robert CONNELL	CAN	0	14	5	12		
Jake BREDENBECK	USA	3	15	15	15		
	Duration	36min	14min	10min	12min		

Match Number: MO13 Court: 1
Referees: Diana Laura AGUILAR MARTINEZ (MEX)

Game Progress

1 Lee Robert CONNELL			0	0	1	2	2	2	2	2	3	4	4	5	6	6	6	6	7	8	9	10	10	10	10	11	12	13	14	14	14	14		
Jake BREDENBECK			1	2	2	2	3	4	5	6	6	6	7	7	7	8	9	10	10	10	10	10	10	11	12	12	12	12	12	12	13	14	14	15
2 Lee Robert CONNELL			0	0	0	0	0	0	0	0	0	1	1	1	2	3	4	4	4	4	5	5												
Jake BREDENBECK			1	2	3	4	5	6	7	8	9	9	10	11	11	11	11	12	13	14	14	15												
3 Lee Robert CONNELL			1	1	2	2	3	3	4	4	5	5	5	5	6	7	8	9	9	9	9	10	10	10	10	10	11	12	12	12	12	12		
Jake BREDENBECK			0	1	1	2	2	3	3	4	4	5	6	7	7	7	7	7	8	9	10	10	10	11	12	13	13	13	13	14	15	15		

Legend: MS Men's Singles





Results

Rodrigo MONTOYA (MEX) 3 - 1 Diego GARCIA QUISPE (ARG)

Match Summary		Match	Game 1	Game 2	Game 3	Game 4	Game 5
Diego GARCIA QUISPE	ARG	1	14	14	15	8	
Rodrigo MONTOYA	MEX	3	15	15	12	15	
	Duration	76min	21min	20min	17min	18min	

Match Number: MO9 **Court:** 1
Referees: Maria Paz MUNOZ ALBORNOZ (ECU)

Game Progress

1 Diego GARCIA QUISPE			0	1	1	1	2	2	3	3	3	3	3	4	4	5	6	7	8	9	9	10	11	11	12	12	13	13	14	14	14	
Rodrigo MONTOYA			1	1	2	3	3	4	4	5	6	7	8	8	9	9	9	9	9	9	10	10	10	11	11	12	12	13	13	14	14	15
2 Diego GARCIA QUISPE			1	1	2	3	4	4	4	5	5	5	6	7	7	7	7	8	8	8	8	9	9	10	11	12	13	13	13	14	14	
Rodrigo MONTOYA			0	1	1	1	1	2	3	4	4	5	6	6	7	8	9	9	10	11	12	12	13	13	13	13	13	14	14	15		
3 Diego GARCIA QUISPE			0	0	1	2	3	4	5	5	5	5	6	6	7	7	8	8	9	10	11	12	12	12	14	14	14	14	15			
Rodrigo MONTOYA			1	2	2	2	2	2	3	4	5	5	6	6	7	7	8	8	8	8	8	8	9	10	10	11	12	12				
4 Diego GARCIA QUISPE			1	1	1	1	2	3	3	4	4	4	5	6	6	6	6	6	6	6	6	6	7	8	8							
Rodrigo MONTOYA			0	1	2	3	3	3	4	4	5	6	6	6	7	8	9	10	11	12	13	14	14	14	14	15						

Legend:
MS Men's Singles

Timing and Results provided by **TISSOT**

RQLMSINGLE-----8FNL000200-- 73 2

Report Created WED 13 JUL 2022 07:26

Page 1/1



BIRMINGHAM
 Greater Birmingham Convention & Visitors Bureau



REGIONS Protective



Microsoft





Results

Alejandro LANDA (USA) 3 - 0 Eoin TYNAN (IRL)

Match Summary		Match	Game 1	Game 2	Game 3	Game 4	Game 5
Alejandro LANDA	USA	3	15	15	15		
Eoin TYNAN	IRL	0	8	9	4		
Duration		31min	10min	13min	8min		

Match Number: MO16 Court: 1
Referees: Roland KELLER VARGAS (BOL)

Game Progress

1 Alejandro LANDA	0	0	1	2	3	4	4	5	5	5	6	7	8	9	10	11	11	12	13	14	14	14	15		
Eoin TYNAN	1	2	2	2	2	2	3	3	4	5	5	5	5	5	5	5	6	6	6	6	7	8	8		
2 Alejandro LANDA	0	0	1	2	2	3	3	3	3	3	4	5	6	7	8	9	10	10	10	10	11	12	13	14	15
Eoin TYNAN	1	2	2	2	3	3	4	5	6	7	7	7	7	7	7	7	7	8	9	9	9	9	9	9	
3 Alejandro LANDA	1	2	2	3	4	5	6	7	7	7	8	9	10	11	11	12	13	14	15						
Eoin TYNAN	0	0	1	1	1	1	1	1	2	3	3	3	3	3	4	4	4	4	4						

Legend:
MS Men's Singles

Timing and Results provided by  TISSOT



Results

Acuna Araya ANDRES (CRC) 3 - 0 Gunhee LEE (KOR)

Match Summary		Match	Game 1	Game 2	Game 3	Game 4	Game 5
Gunhee LEE	KOR	0	7	4	6		
Acuna Araya ANDRES	CRC	3	15	15	15		
Duration		29min	11min	11min	7min		

Match Number: MO15 Court: 1
 Referees: Maria Paz MUNOZ ALBORNOZ (ECU)

Game Progress

1 Gunhee LEE			1	1	2	2	2	2	2	2	2	2	2	2	3	3	3	4	5	6	7	7	7	7
Acuna Araya ANDRES			0	1	1	2	3	4	5	6	7	8	9	10	10	11	12	12	12	12	12	13	14	15
2 Gunhee LEE			0	0	1	1	1	1	1	2	3	4	4	4	4	4	4	4	4	4	4	4	4	4
Acuna Araya ANDRES			1	2	2	3	4	5	6	6	6	6	7	8	9	11	12	13	14	15				
3 Gunhee LEE			1	1	2	2	2	2	2	2	2	2	2	2	3	4	5	5	5	5	5	6	6	6
Acuna Araya ANDRES			0	1	1	2	3	4	5	6	7	8	9	9	9	9	10	11	12	13	13	14	15	

Legend: MS Men's Singles





Results

Juan Jose SALVATIERRA (GUA) 3 - 0 Felipe CAMACHO (CRC)

Match Summary		Match	Game 1	Game 2	Game 3	Game 4	Game 5
Juan Jose SALVATIERRA	GUA	3	15	15	15		
Felipe CAMACHO	CRC	0	14	14	13		
Duration		53min	23min	18min	12min		

Match Number: MO10 Court: 1
Referees: Diana Laura AGUILAR MARTINEZ (MEX)

Game Progress

1	Juan Jose SALVATIERRA			1	2	2	3	4	5	6	6	7	7	7	8	8	8	9	9	9	10	10	10	11	11	11	12	12	12	13	14	15
	Felipe CAMACHO			0	0	1	1	1	1	1	2	2	3	4	4	5	6	6	7	8	8	8	9	10	10	11	12	12	13	14	14	14
2	Juan Jose SALVATIERRA			0	1	2	2	2	2	3	4	4	4	5	5	5	6	6	7	8	8	8	9	10	11	11	12	13	14	14	14	15
	Felipe CAMACHO			1	1	1	2	3	4	4	4	5	6	6	7	8	8	9	9	9	10	11	11	11	11	12	12	12	12	13	14	14
3	Juan Jose SALVATIERRA			0	1	1	1	1	2	3	4	4	4	5	5	6	6	7	7	7	8	9	10	11	12	12	13	13	13	14	15	
	Felipe CAMACHO			1	1	2	3	4	4	4	4	5	6	6	7	7	8	8	9	10	10	10	10	10	10	11	11	12	13	13	13	

Legend: MS Men's Singles





Results

Jose Daniel UGALDE ALBORNOZ (ECU) 3 - 0 Juan Francisco CUEVA WEBSTER (ECU)

Match Summary		Match	Game 1	Game 2	Game 3	Game 4	Game 5
Juan Francisco CUEVA WEBSTER	ECU	0	11	13	9		
Jose Daniel UGALDE ALBORNOZ	ECU	3	15	15	15		
	Duration	47min	16min	16min	15min		

Match Number: MO11 Court: 1
 Referees: Kurtis CULLEN (CAN)

Game Progress

1 CUEVA WEBSTER			1	1	1	1	2	2	3	3	4	5	5	5	6	6	6	6	6	7	8	8	9	10	11	11	11	
UGALDE ALBORNOZ			0	1	2	3	3	4	4	5	5	5	6	7	7	8	9	10	11	12	12	12	13	13	13	13	14	15
2 CUEVA WEBSTER			0	1	1	1	1	1	2	2	3	4	5	6	7	8	9	9	10	10	10	10	11	12	12	13	13	13
UGALDE ALBORNOZ			1	1	2	3	4	5	6	6	7	7	7	7	7	7	8	8	9	10	10	10	10	11	11	12	13	13
3 CUEVA WEBSTER			1	1	2	3	4	4	5	5	5	5	5	5	5	6	7	8	8	8	8	9	9	9				
UGALDE ALBORNOZ			0	1	1	1	1	2	2	3	4	5	6	7	8	9	10	10	10	10	11	12	13	13	14	15		

Legend: MS Men's Singles





Results

Mario MERCADO (COL) 3 - 0 Ken COTTRELL (IRL)

Match Summary		Match	Game 1	Game 2	Game 3	Game 4	Game 5
Mario MERCADO	COL	3	15	15	15		
Ken COTTRELL	IRL	0	2	7	7		
Duration		26min	7min	8min	11min		

Match Number: MO14 Court: 1
 Referees: Diana Laura AGUILAR MARTINEZ (MEX)

Game Progress

1 Mario MERCADO			1	2	3	4	5	6	6	6	7	8	9	10	11	12	13	14	15					
Ken COTTRELL			0	0	0	0	0	0	1	2	2	2	2	2	2	2	2	2	2	2				
2 Mario MERCADO			1	1	1	2	3	4	5	6	7	7	7	8	9	10	10	11	12	13	13	13	15	
Ken COTTRELL			0	1	2	2	2	2	2	2	2	3	4	4	4	4	5	5	5	5	6	7	7	
3 Mario MERCADO			0	1	1	2	3	4	5	6	7	7	8	9	10	10	10	11	12	12	13	14	14	15
Ken COTTRELL			1	1	2	2	2	2	2	2	2	3	3	3	3	4	5	5	5	6	6	6	7	7

Legend: MS Men's Singles



RESULTS BOOK



Racquetball

Women's





Results Summary

As of 13 JUL 2022

Match No.	Round	Time	Teams/Players	Result	Score	Duration
-----------	-------	------	---------------	--------	-------	----------

Date - 10 July 2022

WO16	Round of 16	11:00	LONGORIA (MEX) beat HANASHI (JPN)	3-0	(15-1 15-5 15-6)	27min
WO9	Round of 16	12:00	MUNOZ (CHI) beat RODRIGUEZ (GUA)	3-1	(14-15 15-7 15-8 15-13)	64min
WO13	Round of 16	15:00	LEE (KOR) lost to MENDEZ (ARG)	0-3	(8-15 4-15 2-15)	27min
WO12	Round of 16	16:00	BARRIOS (BOL) beat MENESES (BOL)	3-0	(15-9 15-13 15-11)	45min

Date - 11 July 2022

WO15	Round of 16	09:00	HAVERTY (IRL) lost to LAWRENCE (USA)	0-3	(0-15 8-15 3-15)	29min
WO10	Round of 16	10:00	SALAS (MEX) beat AMAYA (COL)	3-0	(15-9 15-14 15-11)	47min
WO11	Round of 16	17:00	MORISSETTE (CAN) lost to MARTINEZ (GUA)	0-3	(6-15 8-15 4-15)	28min
WO14	Round of 16	18:00	RAJSICH (USA) beat HICKEY (IRL)	3-0	(15-1 15-2 15-7)	25min

Date - 12 July 2022

WO5	Quarterfinals	10:00	BARRIOS (BOL) beat MENEZ (ARG)	3-1	(15-9 7-15 15-14 15-9)	58min
WO8	Quarterfinals	12:00	LONGORIA (MEX) beat MUNOZ (CHI)	3-0	(15-11 15-5 15-4)	37min
WO6	Quarterfinals	16:00	RAJSICH (USA) lost to MARTINEZ (GUA)	0-3	(8-15 9-15 8-15)	39min
WO7	Quarterfinals	18:00	SALAS (MEX) beat LAWRENCE (USA)	3-2	(15-14 13-15 10-15 15-6 11-9)	80min

Date - 13 July 2022

WO4	Semifinals	09:00	LONGORIA (MEX) beat BARRIOS (BOL)	3-0	(15-12 15-12 15-9)	35min
WO3	Semifinals	10:00	MARTINEZ (GUA) beat SALAS (MEX)	3-1	(12-15 15-5 15-11 15-7)	55min
WO2	Bronze Medal	14:00	BARRIOS (BOL) beat SALAS (MEX)	3-1	(15-4 15-12 9-15 15-12)	62min
WO1	Finals	16:00	LONGORIA (MEX) beat MARTINEZ (GUA)	3-1	(15-2 9-15 15-8 15-9)	60min

Legend:			
No.	Number	WS	Women's Singles





Brackets

As of 13 JUL 2022

Round of 16	Quarterfinals	Semifinals	Finals	Medallist
Paola LONGORIA (MEX)	Paola LONGORIA	Paola LONGORIA	Paola LONGORIA	Gold Medal LONGORIA (MEX) 3-1 (15-2 9-15 15-8 15-9)
Ayako HANASHI (JPN)	3-0 (15-1 15-5 15-6)	3-0 (15-11 15-5 15-4)	3-0 (15-12 15-12 15-9)	
Carla MUNOZ (CHI)	Carla MUNOZ	Paola LONGORIA		
Maria Renee RODRIGUEZ (GUA)	3-1 (14-15 15-7 15-8 15-13)	3-1 (15-9 7-15 15-14 15-9)		
Angelica BARRIOS (BOL)	Angelica BARRIOS	Paola LONGORIA		
Micaela MENESES (BOL)	3-0 (15-9 15-13 15-11)	3-1 (15-9 7-15 15-14 15-9)		
Sumin LEE (KOR)	Angelica BARRIOS			
Natalia MENDEZ (ARG)	Natalia MENDEZ			
	3-0 (15-8 15-4 15-2)			
Rhonda RAJSICH (USA)	Rhonda RAJSICH	MARTINEZ		
Aisling HICKEY (IRL)	3-0 (15-1 15-2 15-7)	3-0 (15-8 15-9 15-8)		
Michele MORISSETTE (CAN)	MARTINEZ	MARTINEZ		
Ana Gabriela MARTINEZ (GUA)	3-0 (15-6 15-8 15-4)	3-1 (12-15 15-5 15-11 15-7)		
Samantha SALAS (MEX)	Samantha SALAS	MARTINEZ		
Cristina AMAYA (COL)	3-0 (15-9 15-14 15-11)	3-2 (15-14 13-15 10-15 15-6 11-9)		
Majella HAVERTY (IRL)	Samantha SALAS			
Kelani LAWRENCE (USA)	Kelani LAWRENCE			
	3-0 (15-0 15-8 15-3)			
		Angelica BARRIOS	Silver Medal MARTINEZ (GUA)	
		Samantha SALAS	Bronze Medal BARRIOS (BOL) 3-1 (15-4 15-12 9-15 15-12)	



Medallists

As of 13 JUL 2022

Medal	Name	Country Code
GOLD	Paola LONGORIA	MEX - Mexico
SILVER	Ana Gabriela MARTINEZ	GUA - Guatemala
BRONZE	Angelica BARRIOS	BOL - Bolivia





Results

Angelica BARRIOS (BOL) 3 - 1 Samantha SALAS (MEX)

Match Summary		Match	Game 1	Game 2	Game 3	Game 4	Game 5
Angelica BARRIOS	BOL	3	15	15	9	15	
Samantha SALAS	MEX	1	4	12	15	12	
Duration		62min	11min	15min	18min	18min	

Match Number: WO2 Court: 1
 Referees: Maria Paz MUNOZ ALBORNOZ (ECU)
 Daniel Aristides MAGGI (ARG)

Game Progress

1 Angelica BARRIOS			1	2	2	3	3	4	5	6	7	8	9	10	11	12	12	12	13	14	15								
Samantha SALAS			0	0	1	1	2	2	2	2	2	2	2	2	2	2	3	4	4	4	4								
2 Angelica BARRIOS			1	1	1	1	2	3	4	5	5	6	7	7	8	9	9	9	9	9	10	11	12	13	13	13	13	14	15
Samantha SALAS			0	1	2	3	3	3	3	3	4	4	4	5	5	5	6	7	8	9	9	9	9	9	10	11	12	12	12
3 Angelica BARRIOS			0	1	2	3	4	4	5	5	5	5	6	6	6	6	6	7	7	8	8	8	9	9	9				
Samantha SALAS			1	1	1	1	1	3	3	4	5	6	6	7	8	9	10	10	11	11	12	13	13	14	15				
4 Angelica BARRIOS			0	0	0	0	0	1	2	2	5	5	5	5	6	6	7	8	9	10	11	12	13	14	14	14	15		
Samantha SALAS			1	2	3	4	5	5	5	6	6	7	8	9	9	10	10	10	10	10	10	10	10	10	10	11	12	12	

Legend: WS Women's Singles





Results

Paola LONGORIA (MEX) 3 - 1 Ana Gabriela MARTINEZ (GUA)

Match Summary		Match	Game 1	Game 2	Game 3	Game 4	Game 5
Paola LONGORIA	MEX	3	15	9	15	15	
Ana Gabriela MARTINEZ	GUA	1	2	15	8	9	
Duration		60min	9min	23min	12min	16min	

Match Number: WO1 Court: 1
 Referees: Kurtis CULLEN (CAN)
 Roland KELLER VARGAS (BOL)

Game Progress

1 Paola LONGORIA		1	2	3	4	5	6	7	8	9	10	10	10	11	12	13	14	15							
Ana Gabriela MARTINEZ		0	0	0	0	0	0	0	0	0	0	1	2	2	2	2	2	2							
2 Paola LONGORIA		0	0	0	1	2	3	3	3	4	4	4	5	6	7	7	7	8	8	8	8	8	9	9	
Ana Gabriela MARTINEZ		1	2	3	3	3	3	4	5	5	6	7	7	7	7	8	9	9	10	11	12	13	14	14	15
3 Paola LONGORIA		0	0	1	2	3	3	4	4	5	5	6	7	8	9	9	9	10	11	11	12	13	14	15	
Ana Gabriela MARTINEZ		1	2	2	2	2	3	3	4	4	5	5	5	5	5	6	7	7	7	8	8	8	8	8	
4 Paola LONGORIA		1	2	3	3	3	3	4	5	6	7	8	8	9	9	9	10	11	12	12	13	14	14	14	15
Ana Gabriela MARTINEZ		0	0	0	1	2	3	3	3	3	3	3	4	4	5	6	6	6	6	7	7	7	8	9	9

Legend: WS Women's Singles





Results

Paola LONGORIA (MEX) 3 - 0 Angelica BARRIOS (BOL)

Match Summary		Match	Game 1	Game 2	Game 3	Game 4	Game 5
Paola LONGORIA	MEX	3	15	15	15		
Angelica BARRIOS	BOL	0	12	12	9		
Duration		35min	16min	17min	2min		

Match Number: WO4 Court: 1
 Referees: Daniel Aristides MAGGI (ARG)
 Kurtis CULLEN (CAN)

Game Progress

1 Paola LONGORIA	0	1	1	2	2	3	3	3	4	4	5	6	7	8	8	9	9	10	11	11	12	13	13	14	14	15	
Angelica BARRIOS	1	1	2	2	3	3	4	5	5	6	6	6	6	6	7	7	8	8	8	10	10	10	10	11	11	12	12
2 Paola LONGORIA	1	2	3	4	5	5	6	6	6	7	8	9	10	11	12	12	12	13	13	14	14	14	14	14	14	15	
Angelica BARRIOS	0	0	0	0	0	1	1	2	3	3	3	3	3	3	3	5	6	6	7	7	8	9	10	11	12	12	
3 Paola LONGORIA	1	2	2	3	4	4	5	5	5	6	7	7	8	8	8	9	10	11	12	12	13	14	14	15			
Angelica BARRIOS	0	0	1	1	1	2	2	3	4	4	4	5	5	6	7	7	7	7	7	8	8	8	9	9			

Legend: WS Women's Singles





Results

Ana Gabriela MARTINEZ (GUA) 3 - 1 Samantha SALAS (MEX)

Match Summary		Match	Game 1	Game 2	Game 3	Game 4	Game 5
Ana Gabriela MARTINEZ	GUA	3	12	15	15	15	
Samantha SALAS	MEX	1	15	5	11	7	
Duration		55min	16min	12min	15min	12min	

Match Number: W03 Court: 1
Referees: Maria Paz MUNOZ ALBORNOZ (ECU)
Roland KELLER VARGAS (BOL)

Game Progress

1 Ana Gabriela MARTINEZ			0	0	1	1	1	1	2	3	4	4	4	4	4	4	5	6	7	8	9	9	9	10	10	11	12	12	12	
Samantha SALAS			1	2	2	3	4	5	5	5	5	6	7	8	9	10	10	10	10	10	10	11	12	12	13	13	13	13	14	15
2 Ana Gabriela MARTINEZ			1	2	3	3	4	5	6	7	7	8	9	9	10	12	12	12	13	13	14	15								
Samantha SALAS			0	0	0	1	1	1	1	2	2	2	3	3	2	3	4	4	5	5	5									
3 Ana Gabriela MARTINEZ			1	2	2	2	2	3	4	5	5	6	6	6	7	8	9	10	10	10	12	13	13	13	13	14	15			
Samantha SALAS			0	0	1	2	3	3	3	3	4	4	5	6	6	6	6	7	8	8	8	8	9	10	11	11	11			
4 Ana Gabriela MARTINEZ			0	1	2	3	3	4	5	6	7	8	8	9	9	9	10	10	11	12	13	13	14	15						
Samantha SALAS			1	1	1	1	2	2	2	2	2	2	3	3	4	5	5	6	6	6	6	7	7	7						

Legend: WS Women's Singles





Results

Angelica BARRIOS (BOL) 3 - 1 Natalia MENDEZ (ARG)

Match Summary		Match	Game 1	Game 2	Game 3	Game 4	Game 5
Angelica BARRIOS	BOL	3	15	7	15	15	
Natalia MENDEZ	ARG	1	9	15	14	9	
	Duration	58min	13min	12min	19min	14min	

Match Number: W05 Court: 1
 Referees: Maria Paz MUNOZ ALBORNOZ (ECU)
 Kurtis CULLEN (CAN)

Game Progress

1 Angelica BARRIOS			0	1	1	1	1	2	2	3	4	5	5	6	7	7	7	8	9	10	11	12	13	14	14	15				
Natalia MENDEZ			1	1	2	3	4	4	5	5	5	5	6	6	6	7	8	8	8	8	8	8	8	8	9	9				
2 Angelica BARRIOS			0	0	1	2	2	2	2	2	2	3	4	4	5	5	5	6	6	7	7	7	7	7	7					
Natalia MENDEZ			1	2	2	2	3	4	5	6	7	7	7	8	8	9	10	10	11	11	12	13	14	15						
3 Angelica BARRIOS			0	0	0	1	2	3	3	3	4	4	5	6	7	7	7	7	7	8	9	10	11	11	11	11	12	13	14	15
Natalia MENDEZ			1	2	3	3	3	3	4	5	5	6	6	6	6	7	8	9	10	11	11	11	11	11	12	13	14	14	14	
4 Angelica BARRIOS			1	1	1	2	3	3	3	4	5	6	7	7	8	9	9	10	11	11	12	13	13	13	14	15				
Natalia MENDEZ			0	1	2	2	2	3	4	4	4	4	4	5	5	5	6	6	6	7	7	7	8	9	9					

Legend: WS Women's Singles





Results

Paola LONGORIA (MEX) 3 - 0 Carla MUNOZ (CHI)

Match Summary		Match	Game 1	Game 2	Game 3	Game 4	Game 5
Paola LONGORIA	MEX	3	15	15	15		
Carla MUNOZ	CHI	0	11	5	4		
Duration		37min	17min	7min	13min		

Match Number: W08 Court: 1
 Referees: Kurtis CULLEN (CAN)
 Maria Paz MUNOZ ALBORNOZ (ECU)

Game Progress

1 Paola LONGORIA	1	1	2	3	3	4	5	5	6	6	6	7	8	9	9	10	10	10	10	11	11	11	12	14	15
Carla MUNOZ	0	1	1	1	2	2	2	3	3	4	5	5	5	5	6	6	7	8	9	9	10	11	11	11	11
2 Paola LONGORIA	1	1	3	3	4	5	5	6	7	8	9	10	11	12	13	13	14	14	15						
Carla MUNOZ	0	1	1	2	2	2	3	3	3	3	3	3	3	3	3	4	4	5	5						
3 Paola LONGORIA	1	1	1	2	3	4	5	6	7	8	8	9	10	10	11	12	13	14	15						
Carla MUNOZ	0	1	2	2	2	2	2	2	2	3	3	3	4	4	4	4	4	4							

Legend: WS Women's Singles





Results

Ana Gabriela MARTINEZ (GUA) 3 - 0 Rhonda RAJSICH (USA)

Match Summary		Match	Game 1	Game 2	Game 3	Game 4	Game 5
Rhonda RAJSICH	USA	0	8	9	8		
Ana Gabriela MARTINEZ	GUA	3	15	15	15		
	Duration	39min	10min	12min	17min		

Match Number: W06 Court: 1
 Referees: Diana Laura AGUILAR MARTINEZ (MEX)
 Maria Paz MUNOZ ALBORNOZ (ECU)

Game Progress

1 Rhonda RAJSICH			0	0	0	0	1	2	2	2	3	4	5	5	5	5	5	6	6	7	8	8	8	8		
Ana Gabriela MARTINEZ			1	2	3	4	4	4	5	6	6	6	6	7	8	9	10	11	11	12	12	12	13	14	15	
2 Rhonda RAJSICH			0	0	0	0	1	1	2	3	4	4	4	5	6	7	7	8	8	8	8	8	8	9	9	
Ana Gabriela MARTINEZ			1	2	3	4	5	5	6	6	6	6	7	8	8	8	8	9	9	10	11	12	13	14	14	15
3 Rhonda RAJSICH			0	1	1	1	1	1	1	1	1	2	3	3	4	5	6	6	6	7	7	7	8	8		
Ana Gabriela MARTINEZ			1	1	2	3	4	5	6	7	8	9	9	9	10	10	10	10	11	12	12	13	14	14	15	

Legend: WS Women's Singles





Results

Samantha SALAS (MEX) 3 - 2 Kelani LAWRENCE (USA)

Match Summary		Match	Game 1	Game 2	Game 3	Game 4	Game 5
Samantha SALAS	MEX	3	15	13	10	15	11
Kelani LAWRENCE	USA	2	14	15	15	6	9
Duration		80min	19min	16min	13min	16min	16min

Match Number: W07 Court: 1
 Referees: Maria Paz MUNOZ ALBORNOZ (ECU)
 Roland KELLER VARGAS (BOL)

Game Progress

1	Samantha SALAS			0	1	1	1	1	1	1	1	1	2	3	4	4	6	7	7	7	7	7	8	9	10	11	12	12	12	13	13	14	15	
	Kelani LAWRENCE			1	1	2	3	4	5	6	6	6	6	6	7	7	7	8	9	10	11	11	11	11	11	11	11	12	13	13	13	14	14	14
2	Samantha SALAS			1	1	1	2	3	3	3	4	4	5	5	5	5	6	7	7	7	7	8	9	10	10	10	10	11	12	13	13	13	13	
	Kelani LAWRENCE			0	1	2	2	2	3	4	4	5	5	6	7	8	8	8	8	9	10	10	10	10	10	11	12	12	12	12	13	14	15	
3	Samantha SALAS			1	1	2	3	3	4	4	5	6	6	7	7	7	7	8	8	8	8	8	8	9	9	9	10	10						
	Kelani LAWRENCE			0	1	1	1	2	2	3	3	3	4	4	5	6	7	7	8	9	10	11	12	12	13	14	14	15						
4	Samantha SALAS			1	2	3	4	5	6	7	8	9	10	10	11	11	12	12	12	13	14	14	14	15										
	Kelani LAWRENCE			0	0	0	0	0	0	0	0	0	0	1	1	2	2	3	4	4	4	5	6	6										
5	Samantha SALAS			0	1	2	3	4	4	4	4	5	5	5	6	6	7	8	9	10	10	11												
	Kelani LAWRENCE			1	1	1	1	1	2	3	4	5	5	6	7	7	8	8	8	8	8	8	9	9										

Legend: WS Women's Singles





Results

Paola LONGORIA (MEX) 3 - 0 Ayako HANASHI (JPN)

Match Summary		Match	Game 1	Game 2	Game 3	Game 4	Game 5
Paola LONGORIA	MEX	3	15	15	15		
Ayako HANASHI	JPN	0	1	5	6		
Duration		27min	8min	9min	10min		

Match Number: WO16 Court: 1
Referees: Roland KELLER VARGAS (BOL)

Game Progress

1 Paola LONGORIA																						
Ayako HANASHI		1	2	3	4	5	6	7	8	9	10	11	12	13	13	14	14	15				
2 Paola LONGORIA																						
Ayako HANASHI		1	2	3	4	4	5	6	7	8	8	8	9	10	11	11	12	13	14	14	15	
3 Paola LONGORIA																						
Ayako HANASHI		0	0	1	2	3	4	5	5	5	6	6	7	7	8	9	10	11	12	13	14	15

Legend:

WS Women's Singles



Results

Carla MUNOZ (CHI) 3 - 1 Maria Renee RODRIGUEZ (GUA)

Match Summary		Match	Game 1	Game 2	Game 3	Game 4	Game 5
Carla MUNOZ	CHI	3	14	15	15	15	
Maria Renee RODRIGUEZ	GUA	1	15	7	8	13	
Duration		64min	20min	14min	14min	16min	

Match Number: W09 Court: 1
Referees: Daniel Aristides MAGGI (ARG)

Game Progress

1 Carla MUNOZ	1	1	1	1	2	3	3	4	5	5	6	7	7	7	8	8	8	8	8	9	10	11	12	12	12	13	14	14	14	
Maria Renee RODRIGUEZ	0	1	2	3	3	3	4	4	4	5	5	5	6	7	7	8	9	10	11	11	11	11	11	11	12	13	13	13	14	15
2 Carla MUNOZ	1	1	2	2	2	3	4	5	5	6	6	7	8	9	10	11	12	12	13	14	15									
Maria Renee RODRIGUEZ	0	1	1	2	3	3	3	3	4	4	5	5	5	5	5	5	5	7	7	7	7									
3 Carla MUNOZ	1	2	2	3	3	4	5	6	7	7	8	8	9	9	10	11	12	12	12	12	13	14	15							
Maria Renee RODRIGUEZ	0	0	1	1	2	2	2	2	2	3	3	4	4	5	5	5	5	6	7	8	8	8	8							
4 Carla MUNOZ	1	1	1	2	3	3	3	3	4	5	5	5	6	6	7	7	8	8	9	9	9	10	10	11	12	13	14	15		
Maria Renee RODRIGUEZ	0	1	2	2	2	3	4	5	5	5	6	7	7	8	8	9	9	10	10	11	12	12	13	13	13	13	13	13		

Legend:
WS Women's Singles

Timing and Results provided by  TISSOT



Results

Natalia MENDEZ (ARG) 3 - 0 Sumin LEE (KOR)

Match Summary		Match	Game 1	Game 2	Game 3	Game 4	Game 5
Sumin LEE	KOR	0	8	4	2		
Natalia MENDEZ	ARG	3	15	15	15		
	Duration	27min	11min	9min	7min		

Match Number: WO13 Court: 1
Referees: Kurtis CULLEN (CAN)

Game Progress

1 Sumin LEE			1	1	2	2	2	2	3	4	4	4	5	6	7	7	7	8	8	8	8	8	8	8	8
Natalia MENDEZ			0	1	1	2	3	4	4	4	5	6	6	6	6	7	8	8	9	10	11	12	13	14	15
2 Sumin LEE			1	1	2	3	3	3	3	4	4	4	4	4	4	4	4	4	4	4	4	4	4	4	4
Natalia MENDEZ			0	1	1	1	2	3	4	5	5	6	7	8	9	10	11	12	13	14	15				
3 Sumin LEE			0	0	0	1	1	1	2	2	2	2	2	2	2	2	2	2	2	2	2	2	2	2	2
Natalia MENDEZ			1	2	3	3	4	5	5	6	7	8	9	10	11	12	13	14	15						

Legend: WS Women's Singles





Results

Angelica BARRIOS (BOL) 3 - 0 Micaela MENESES (BOL)

Match Summary		Match	Game 1	Game 2	Game 3	Game 4	Game 5
Angelica BARRIOS	BOL	3	15	15	15		
Micaela MENESES	BOL	0	9	13	11		
Duration		45min	15min	16min	14min		

Match Number: WO12 Court: 1
Referees: Daniel Aristides MAGGI (ARG)

Game Progress

1	Angelica BARRIOS			1	1	2	2	3	4	4	4	5	5	6	6	7	8	8	9	10	11	11	12	12	13	14	15				
	Micaela MENESES			0	1	1	2	2	2	3	4	4	5	5	6	6	7	7	7	7	8	8	8	9	9	9	9	9			
2	Angelica BARRIOS			0	1	2	2	2	3	4	4	4	5	6	6	6	7	8	9	9	10	11	11	12	12	12	13	14	14	14	15
	Micaela MENESES			1	1	1	2	3	3	3	4	5	5	5	6	7	7	7	7	8	8	8	9	9	10	11	11	11	12	13	13
3	Angelica BARRIOS			1	2	3	3	4	4	4	5	6	7	8	9	9	10	11	12	12	12	12	13	13	14	14	14	14	15		
	Micaela MENESES			0	0	0	1	1	2	3	3	3	3	3	3	4	4	4	4	5	6	7	7	8	8	9	10	11	11	11	

Legend: WS Women's Singles





Results

Kelani LAWRENCE (USA) 3 - 0 Majella HAVERTY (IRL)

Match Summary		Match	Game 1	Game 2	Game 3	Game 4	Game 5
Majella HAVERTY	IRL	0	0	8	3		
Kelani LAWRENCE	USA	3	15	15	15		
Duration		29min	7min	11min	11min		

Match Number: WO15 Court: 1
Referees: Daniel Aristides MAGGI (ARG)

Game Progress

1 Majella HAVERTY			0	0	0	0	0	0	0	0	0	0	0	0	0	0	0								
Kelani LAWRENCE			1	2	3	4	5	6	7	8	9	10	11	12	13	14	15								
2 Majella HAVERTY			0	0	0	0	0	1	2	3	3	3	4	5	5	6	7	7	7	8	8	8	8	8	8
Kelani LAWRENCE			1	2	3	4	5	5	5	5	6	7	7	7	8	8	8	9	10	10	11	12	13	14	15
3 Majella HAVERTY			0	1	2	2	2	2	2	2	3	3	3	3	3	3	3	3	3	3	3	3	3	3	3
Kelani LAWRENCE			1	1	1	2	3	4	5	6	7	7	8	9	10	11	12	13	14	15					

Legend: WS Women's Singles





Results

Samantha SALAS (MEX) 3 - 0 Cristina AMAYA (COL)

Match Summary		Match	Game 1	Game 2	Game 3	Game 4	Game 5
Samantha SALAS	MEX	3	15	15	15		
Cristina AMAYA	COL	0	9	14	11		
Duration		47min	14min	17min	16min		

Match Number: WO10 Court: 1
Referees: Kurtis CULLEN (CAN)

Game Progress

1	Samantha SALAS			0	1	2	2	2	3	4	5	5	5	6	7	8	8	9	10	10	11	12	13	13	14	15							
	Cristina AMAYA			1	1	1	2	3	3	3	3	4	5	5	5	5	6	6	6	6	8	8	8	8	9	9	9						
2	Samantha SALAS			1	2	2	2	2	3	3	3	4	4	5	5	6	7	8	8	8	8	8	8	9	10	10	11	12	13	13	13	14	15
	Cristina AMAYA			0	0	1	2	3	3	4	5	5	6	6	7	7	7	7	8	9	10	11	12	12	12	13	13	13	13	14	14	14	
3	Samantha SALAS			0	1	1	1	2	2	2	3	4	4	5	6	7	8	8	9	9	10	11	11	12	12	12	13	14	15				
	Cristina AMAYA			1	1	2	3	3	4	5	5	5	6	6	6	6	7	7	8	8	8	8	9	9	10	11	11	11	11				

Legend: WS Women's Singles





Results

Ana Gabriela MARTINEZ (GUA) 3 - 0 Michele MORISSETTE (CAN)

Match Summary		Match	Game 1	Game 2	Game 3	Game 4	Game 5
Michele MORISSETTE	CAN	0	6	8	4		
Ana Gabriela MARTINEZ	GUA	3	15	15	15		
Duration		28min	9min	11min	8min		

Match Number: WO11 Court: 1
Referees: Daniel Aristides MAGGI (ARG)

Game Progress

1	Michele MORISSETTE	0	0	0	1	2	2	2	2	2	2	2	2	3	3	3	4	4	4	5	6	6	
	Ana Gabriela MARTINEZ	1	2	3	3	3	4	5	6	7	8	9	10	10	11	12	12	13	14	14	14	15	
2	Michele MORISSETTE	1	1	1	2	2	2	2	3	4	5	5	6	6	6	6	6	6	6	6	7	8	8
	Ana Gabriela MARTINEZ	0	1	2	2	3	4	5	5	5	5	6	6	7	8	9	10	11	12	13	14	14	15
3	Michele MORISSETTE	0	0	0	0	1	1	1	1	1	1	1	1	1	1	2	3	4	4	4			
	Ana Gabriela MARTINEZ	1	2	3	4	4	5	6	7	8	9	10	11	12	13	13	13	13	14	15			

Legend:
WS Women's Singles



Results

Rhonda RAJSICH (USA) 3 - 0 Aisling HICKEY (IRL)

Match Summary		Match	Game 1	Game 2	Game 3	Game 4	Game 5
Rhonda RAJSICH	USA	3	15	15	15		
Aisling HICKEY	IRL	0	1	2	7		
Duration		25min	6min	8min	11min		

Match Number: WO14 Court: 1
Referees: Roland KELLER VARGAS (BOL)

Game Progress

1 Rhonda RAJSICH			1	2	3	4	5	6	6	7	8	9	10	11	12	13	14	15						
Aisling HICKEY			0	0	0	0	0	0	1	1	1	1	1	1	1	1	1	1	1					
2 Rhonda RAJSICH			1	2	3	4	5	6	7	8	9	9	10	11	12	13	14	15						
Aisling HICKEY			0	0	0	0	0	0	0	0	0	1	2	2	2	2	2	2						
3 Rhonda RAJSICH			1	1	1	2	3	3	4	5	6	6	7	7	8	8	9	10	11	12	12	13	14	15
Aisling HICKEY			0	1	2	2	2	3	3	3	3	4	4	5	5	6	6	6	6	6	7	7	7	7

Legend: WS Women's Singles



RESULTS BOOK



Rhythmic Gymnastics





32	Rhythmic Gymnastics	3087
32.1	Table of Contents	3088
32.2	Competition Schedule	3091
32.3	Number of Entries by Country	3092
32.4	Entry List by Country	3093
32.5	Medallists by Event	3095
32.6	Medal Standings	3096
32.7	Individual Hoop	3097
32.7.1	Medallists	3098
32.7.2	Final	3099
32.7.2.1	Startlist	3099
32.7.2.2	Judges Assignments	3100
32.7.2.3	Results	3101
32.7.3	Qualification	3102
32.7.3.1	Start List	3102
32.7.3.2	Judges Assignments	3103
32.7.3.3	Results	3104
32.7.3.4	Tie Break Report	3105
32.8	Individual Ball	3106
32.8.1	Medallists	3107
32.8.2	Final	3108
32.8.2.1	Startlist	3108
32.8.2.2	Judges Assignments	3109
32.8.2.3	Results	3110
32.8.3	Qualification	3111
32.8.3.1	Start List	3111
32.8.3.2	Judges Assignments	3112
32.8.3.3	Results	3113
32.8.3.4	Tie Break Report	3114
32.9	Individual Clubs	3115
32.9.1	Medallists	3116
32.9.2	Final	3117
32.9.2.1	Startlist	3117
32.9.2.2	Judges Assignments	3118
32.9.2.3	Results	3119
32.9.3	Qualification	3120
32.9.3.1	Start List	3120

32.9.3.2	Judges Assignments	3121
32.9.3.3	Results	3122
32.9.3.4	Tie Break Report	3123
32.10	Individual Ribbon	3124
32.10.1	Medallists	3125
32.10.2	Final	3126
32.10.2.1	Startlist	3126
32.10.2.2	Judges Assignments	3127
32.10.2.3	Results	3128
32.10.3	Qualification	3129
32.10.3.1	Start List	3129
32.10.3.2	Judges Assignments	3130
32.10.3.3	Results	3131
32.10.3.4	Tie Break Report	3132



Competition Schedule

As of MON 11 JUL 2022

Date	Start Time	Estimated Finish Time	Event	Details
TUE 12 JUL			Individual Qualifications	
	14:00	16:12		Individual Hoop
	14:40	16:56		Individual Ball
			Apparatus Finals - Day 1	
	18:20	18:52		Individual Hoop Final
	19:15	19:47		Individual Ball Final
WED 13 JUL			Individual Qualifications	
	14:00	16:12		Individual Clubs
	14:40	17:00		Individual Ribbon
			Apparatus Finals - Day 2	
	18:20	18:52		Individual Clubs Final
	19:15	19:47		Individual Ribbon Final

Note:
Please check online for more details and the latest updates.

Timing and Results provided by  **TISSOT**






Number of Entries by NOC

As of MON 11 JUL 2022

Country	Number of Gymnasts
AUS - Australia	1
AZE - Azerbaijan	1
BRA - Brazil	1
BUL - Bulgaria	2
ESP - Spain	1
FIN - Finland	1
HUN - Hungary	1
ISR - Israel	1
ITA - Italy	2
JPN - Japan	2
KOR - Republic of Korea	1
ROU - Romania	1
RSA - South Africa	1
SLO - Slovenia	1
UKR - Ukraine	2
USA - United States of America	2
UZB - Uzbekistan	1
Total: 17	22





Entry List by NOC

As of MON 11 JUL 2022

Country	Name	FIG Licence Number	Date of Birth
AUS - Australia	KIROI-BOGATYREVA Alexandra	36447	4 MAR 2002
AZE - Azerbaijan	AGHAMIROVA Zohra	31921	8 AUG 2001
BRA - Brazil	PASSOS Ana Luisa	45446	11 MAR 2004
BUL - Bulgaria	BREZALIEVA Eva KALEYN Boryana	45142 24418	13 JAN 2005 23 AUG 2000
ESP - Spain	GOROSPE Teresa	47600	28 APR 2005
FIN - Finland	JAMIL Elisabeth	43312	3 JUN 2004
HUN - Hungary	PIGNICZKI Fanni	22031	23 JAN 2000
ISR - Israel	ATAMANOV Daria	46808	6 DEC 2005
ITA - Italy	BALDASSARRI Milena RAFFAELI Sofia	32234 40438	16 OCT 2001 19 JAN 2004
JPN - Japan	SUZUKI Naruha TAGUCHI Hisano	48231 48132	6 MAR 2005 15 SEP 2006
KOR - Republic of Korea	KIM Joowon	34929	28 DEC 2002
ROU - Romania	DRAGAN Annaliese	44560	15 SEP 2005
RSA - South Africa	GARDINER Shannon	22269	25 OCT 1999
SLO - Slovenia	VEDENEEVA Ekaterina	18089	23 JUN 1994
UKR - Ukraine	KARIKA Polina ONOPRIENKO Viktoriia	44617 35597	25 JUN 2005 18 OCT 2003

 Timing and Results provided by 



Entry List by NOC
As of MON 11 JUL 2022

Country	Name	FIG Licence Number	Date of Birth
USA - United States of America	GRISKENAS Evita	31998	3 DEC 2000
	MIZUNO Lili	34794	4 FEB 2001
UZB - Uzbekistan	FETISOVA Ekaterina	35514	3 JAN 2003





Medallists by Event

As of WED 13 JUL 2022 at 19:53

Event	Date	Medal	Name	Country Code
Individual Hoop	TUE 12 JUL	GOLD	KALEYN Boryana	BUL
		SILVER	RAFFAELI Sofia	ITA
		BRONZE	PIGNICZKI Fanni	HUN
Individual Ball	TUE 12 JUL	GOLD	ATAMANOV Daria	ISR
		SILVER	RAFFAELI Sofia	ITA
		BRONZE	PIGNICZKI Fanni	HUN
Individual Clubs	WED 13 JUL	GOLD	RAFFAELI Sofia	ITA
		SILVER	ATAMANOV Daria	ISR
		BRONZE	VEDENEEVA Ekaterina	SLO
Individual Ribbon	WED 13 JUL	GOLD	ATAMANOV Daria	ISR
		SILVER	KALEYN Boryana	BUL
		BRONZE	ONOPRIENKO Viktoriia	UKR

Timing and Results provided by  TISSOT

GRY....._C93 4

Report Created WED 13 JUL 2022 19:53

Page 1 / 1





Medal Standings

As of WED 13 JUL 2022 at 19:53

Rank	Country	Individual				Rank by Total
		G	S	B	Tot.	
1	ISR - Israel	2	1		3	=1
2	ITA - Italy	1	2		3	=1
3	BUL - Bulgaria	1	1		2	=3
4	HUN - Hungary			2	2	=3
5	SLO - Slovenia			1	1	=5
5	UKR - Ukraine			1	1	=5
Total:		4	4	4	12	

Note:

Rank by Total is calculated by the total number of gold, silver and bronze medals.

Legend:

= Equal sign indicates that two or more Countries share the same rank by total **B** Bronze **G** Gold **S** Silver **Tot.** Total

Timing and Results provided by  **TISSOT**





Rhythmic Gymnastics

Individual Hoop





Medallists

Medal	Name	Country
GOLD	KALEYN Boryana	BUL - Bulgaria
SILVER	RAFFAELI Sofia	ITA - Italy
BRONZE	PIGNICZKI Fanni	HUN - Hungary



Start List



Start Order	Competitor Number	Name	Country Code
1	109	ATAMANOV Daria	ISR
2	117	VEDENEEVA Ekaterina	SLO
3	111	RAFFAELI Sofia	ITA
4	119	ONOPRIENKO Viktoriia	UKR
5	108	PIGNICZKI Fanni	HUN
6	120	GRISKENAS Evita	USA
7	102	AGHAMIROVA Zohra	AZE
8	105	KALEYN Boryana	BUL
R1	110	BALDASSARRI Milena	ITA
R2	106	GOROSPE Teresa	ESP
R3	121	MIZUNO Lili	USA

Legend:

Rx Reserve gymnast

 Hoop

Timing and Results provided by  **TISSOT**

GRYW1APHO-----FNL-----_C51G 1

Report Created TUE 12 JUL 2022 16:25

Page 1 / 1





Judges Assignments


Superior Jury	SAWADE Isabell Ilse	FIG	President
	PETROVA MIHAYLOVA Maria	FIG	Assistant
	BULANOVA Natalya Yevgenyevna	FIG	Difficulty Body Supervisor
	AVERSANI Marcia	FIG	Difficulty Apparatus Supervisor
	HUNT Caroline	FIG	Artistry Supervisor
	MROZINSKA Anna	FIG	Execution Supervisor



Function	Name	Country Code
DB1	FILIPOVA Filipa Ivanova	BUL
DB2	IEROMINA Nataliia	UKR
DA1	DRAGAS Spela Alenka	SLO
DA2	SAMOFALOV Ela	ISR
A1	EVCHINA Svetlana	FIN
A2	MELLO QUEIROZ Monika	BRA
A3	DEUTSCH-LAZSANYI Erika	HUN
A4	PISCUPESCU Alexandra	ROU
E1	SAVENKOVA Elena K	USA
E2	AGNOLUCCI Emanuela	ITA
E3	POLIVANOVA Lyudmila	UZB
E4	ABDUSALIMOVA Nigar	AZE
Line Judge 1	CHA Shangeun	KOR
Line Judge 2	HALMU Delia	AUS
Time Judge	HASEGAWA Yoko	JPN

Reserve

Control Number	Name	Country Code
R1	FORNIE GARCIA Monica	ESP

Legend:			
Ax Artistry (x=1-4)	DAx Difficulty Apparatus (x=1-2)	DBx Difficulty Body (x=1-2)	Ex Execution (x=1-4)
Rx Reserve Judge			
 Hoop			

Timing and Results provided by  TISSOT





Results



Rank	Name	Country Code	D Score	DB	DA	A Score	E Score	Pen.	Total	Qualification Rank	Start Order
1	KALEYN Boryana	BUL	17.000	10.5	6.5	8.800	8.600		34.400	1	8
2	RAFFAELI Sofia	ITA	17.300	10.7	6.6	8.650	8.400		34.350	3	3
3	PIGNICZKI Fanni	HUN	17.200	10.3	6.9	8.350	8.100		33.650	5	5
4	VEDENEEVA Ekaterina	SLO	15.800	10.2	5.6	8.600	8.550	-0.05	32.900	4	2
5	AGHAMIROVA Zohra	AZE	15.000	9.2	5.8	8.300	8.150		31.450	8	7
6	ATAMANOV Daria	ISR	16.000	10.2	5.8	8.150	7.250		31.400	2	1
7	GRISKENAS Evita	USA	14.000	8.5	5.5	8.150	7.450		29.600	6	6
8	ONOPRIENKO Viktoriia	UKR	13.500	8.9	4.6	7.300	6.900		27.700	7	4

Legend:

A Artistry D Difficulty DA Difficulty Apparatus DB Difficulty Body E Execution Pen. Penalty

Timing and Results provided by  TISSOT

GRYW1APHO-----FNL-----_C73I 1

Report Created TUE 12 JUL 2022 18:54

Page 1 / 1





Start List



Start Order	Competitor Number	Name	Country Code
1	121	MIZUNO Lili	USA
2	112	SUZUKI Naruha	JPN
3	120	GRISKENAS Evita	USA
4	113	TAGUCHI Hisano	JPN
5	114	KIM Joowon	KOR
6	122	FETISOVA Ekaterina	UZB
7	115	DRAGAN Annaliese	ROU
8	109	ATAMANOV Daria	ISR
9	117	VEDENEVA Ekaterina	SLO
10	108	PIGNICZKI Fanni	HUN
11	118	KARIKA Polina	UKR
12	102	AGHAMIROVA Zohra	AZE
13	119	ONOPRIENKO Viktoriia	UKR
14	104	BREZALIEVA Eva	BUL
15	107	JAMIL Elisabeth	FIN
16	105	KALEYN Boryana	BUL
17	116	GARDINER Shannon	RSA
18	110	BALDASSARRI Milena	ITA
19	103	PASSOS Ana Luisa	BRA
20	111	RAFFAELI Sofia	ITA
21	106	GOROSPE Teresa	ESP
22	101	KIROI-BOGATYREVA Alexandra	AUS

Legend:
 Hoop

Start Order #1-10 compete both Hoop and Ball followed by #11-22 competing both Hoop and Ball

Timing and Results provided by  TISSOT





Judges Assignments

Superior Jury


SAWADE Isabell Ilse	FIG	President
PETROVA MIHAYLOVA Maria	FIG	Assistant
BULANOVA Natalya Yevgenyevna	FIG	Difficulty Body Supervisor
AVERSANI Marcia	FIG	Difficulty Apparatus Supervisor
HUNT Caroline	FIG	Artistry Supervisor
MROZINSKA Anna	FIG	Execution Supervisor



Function	Name	Country Code
DB1	DRAGAS Spela Alenka	SLO
DB2	IEROMINA Nataliia	UKR
DA1	FILIPOVA Filipa Ivanova	BUL
DA2	EVCHINA Svetlana	FIN
A1	DEUTSCH-LAZSANYI Erika	HUN
A2	ABDUSALIMOVA Nigar	AZE
A3	PISCUPESCU Alexandra	ROU
A4	SAMOFALOV Ela	ISR
E1	SAVENKOVA Elena K	USA
E2	FORNIE GARCIA Monica	ESP
E3	POLIVANOVA Lyudmila	UZB
E4	MELLO QUEIROZ Monika	BRA
Line Judge 1	HALMU Delia	AUS
Line Judge 2	HASEGAWA Yoko	JPN
Time Judge	CHA Shangeun	KOR

Reserve

Control Number	Name	Country Code
R1	AGNOLUCCI Emanuela	ITA

Legend:
Ax Artistry (x=1-4) **DAx** Difficulty Apparatus (x=1-2) **DBx** Difficulty Body (x=1-2) **Ex** Execution (x=1-4)
Rx Reserve Judge
 Hoop

Timing and Results provided by  **TISSOT**





Results




Rank	Name	Country Code	D Score	DB	DA	A Score	E Score	Pen.	Total	
1	KALEYN Boryana	BUL	18.000	11.1	6.9	8.700	8.750	-0.05	35.400	Q
2	ATAMANOV Daria	ISR	16.800	10.4	6.4	8.650	8.700	-0.05	34.100	Q
3	RAFFAELI Sofia	ITA	16.800	9.8	7.0	8.600	8.550		33.950	Q
4	VEDENEEVA Ekaterina	SLO	16.100	10.8	5.3	8.300	8.550	-0.05	32.900	Q
5	PIGNICZKI Fanni	HUN	16.700	10.8	5.9	8.150	7.950		32.800	Q
6	GRISKENAS Evita	USA	15.400	9.8	5.6	8.400	8.500		32.300	Q
7	ONOPRIENKO Viktoriia	UKR	15.400	10.6	4.8	8.200	8.350		31.950	Q
8	AGHAMIROVA Zohra	AZE	14.700	9.1	5.6	8.250	8.100		31.050	Q
9	BALDASSARRI Milena	ITA	14.100	9.0	5.1	8.300	8.350		30.750	R1
10	GOROSPE Teresa	ESP	15.000	9.4	5.6	7.600	7.950	-0.10	30.450	R2
11	MIZUNO Lili	USA	14.100	9.0	5.1	8.150	8.150		30.400	R3
12	DRAGAN Annaliese	ROU	14.300	8.5	5.8	8.050	7.550		29.900	
13	SUZUKI Naruha	JPN	13.800	9.2	4.6	7.850	7.750	-0.05	29.350	
14	BREZALIEVA Eva	BUL	13.500	8.6	4.9	8.000	7.700		29.200	
15	KARIKA Polina	UKR	13.400	8.0	5.4	7.750	7.900		29.050	
16	FETISOVA Ekaterina	UZB	13.500	8.1	5.4	7.500	8.050	-0.15	28.900	
17	PASSOS Ana Luisa	BRA	13.400	8.1	5.3	7.650	7.850		28.900	
18	JAMIL Elisabeth	FIN	14.000	8.4	5.6	7.600	7.300	-0.05	28.850	
19	TAGUCHI Hisano	JPN	12.900	8.1	4.8	7.900	8.000		28.800	
20	KIROI-BOGATYREVA Alexandra	AUS	12.000	7.9	4.1	7.900	7.800		27.700	
21	KIM Joowon	KOR	10.900	7.4	3.5	7.100	7.000		25.000	
22	GARDINER Shannon	RSA	9.600	5.4	4.2	7.400	7.700		24.700	

Legend:	A Artistry	D Difficulty	DA Difficulty Apparatus	DB Difficulty Body	E Execution	Pen. Penalty
	Q Qualified for Hoop Final	Rx Reserve for Hoop Final				

Timing and Results provided by  TISSOT





Tie Break Report



Rank	Name	Country Code	Total	Highest Execution Score	Highest Artistry Score	Highest Difficulty Score
16	FETISOVA Ekaterina	UZB	28.900	8.050		
17	PASSOS Ana Luisa	BRA	28.900	7.850		

Note:
Tie-break rules
 Ties will be broken by the following criteria:
 1. The highest Execution score
 2. The highest Artistry score
 3. The highest Difficulty score
 4. If the gymnasts remain tied they will share the same classification

Timing and Results provided by  **TISSOT**





Rhythmic Gymnastics

Individual Ball





Medallists

Medal	Name	Country
GOLD	ATAMANOV Daria	ISR - Israel
SILVER	RAFFAELI Sofia	ITA - Italy
BRONZE	PIGNICZKI Fanni	HUN - Hungary





Start List



Start Order	Competitor Number	Name	Country Code
1	110	BALDASSARRI Milena	ITA
2	108	PIGNICZKI Fanni	HUN
3	105	KALEYN Boryana	BUL
4	115	DRAGAN Annaliese	ROU
5	106	GOROSPE Teresa	ESP
6	121	MIZUNO Lili	USA
7	109	ATAMANOV Daria	ISR
8	111	RAFFAELI Sofia	ITA
R1	120	GRISKENAS Evita	USA
R2	122	FETISOVA Ekaterina	UZB
R3	117	VEDENEEVA Ekaterina	SLO

Legend:


Rx Reserve gymnast



Ball

Timing and Results provided by  TISSOT





Judges Assignments


Superior Jury	SAWADE Isabell Ilse	FIG	President
	PETROVA MIHAYLOVA Maria	FIG	Assistant
	BULANOVA Natalya Yevgenyevna	FIG	Difficulty Body Supervisor
	AVERSANI Marcia	FIG	Difficulty Apparatus Supervisor
	HUNT Caroline	FIG	Artistry Supervisor
	MROZINSKA Anna	FIG	Execution Supervisor




Function	Name	Country Code
DB1	FILIPOVA Filipa Ivanova	BUL
DB2	IEROMINA Nataliia	UKR
DA1	DRAGAS Spela Alenka	SLO
DA2	SAMOFALOV Ela	ISR
A1	EVCHINA Svetlana	FIN
A2	MELLO QUEIROZ Monika	BRA
A3	DEUTSCH-LAZSANYI Erika	HUN
A4	PISCUPESCU Alexandra	ROU
E1	SAVENKOVA Elena K	USA
E2	AGNOLUCCI Emanuela	ITA
E3	POLIVANOVA Lyudmila	UZB
E4	ABDUSALIMOVA Nigar	AZE
Line Judge 1	CHA Shangeun	KOR
Line Judge 2	HALMU Delia	AUS
Time Judge	HASEGAWA Yoko	JPN

Reserve

Control Number	Name	Country Code
R1	FORNIE GARCIA Monica	ESP

Legend:
Ax Artistry (x=1-4) **DAx** Difficulty Apparatus (x=1-2) **DBx** Difficulty Body (x=1-2) **Ex** Execution (x=1-4)
Rx Reserve Judge
 Ball

Timing and Results provided by  **TISSOT**



Results



Rank	Name	Country Code	D Score	DB	DA	A Score	E Score	Pen.	Total	Qualification Rank	Start Order
1	ATAMANOV Daria	ISR	17.300	10.5	6.8	8.950	8.700	-0.05	34.900	5	7
2	RAFFAELI Sofia	ITA	16.200	10.2	6.0	8.850	8.500		33.550	2	8
3	PIGNICZKI Fanni	HUN	15.900	9.8	6.1	8.400	8.250		32.550	3	2
4	BALDASSARRI Milena	ITA	14.900	9.0	5.9	8.350	8.200		31.450	4	1
5	KALEYN Boryana	BUL	15.200	8.8	6.4	8.400	7.600	-0.05	31.150	1	3
6	DRAGAN Annaliese	ROU	14.600	8.2	6.4	8.300	8.100		31.000	6	4
7	GOROSPE Teresa	ESP	14.700	9.4	5.3	8.350	7.800		30.850	8	5
8	MIZUNO Lili	USA	14.500	8.4	6.1	8.000	7.450	-0.30	29.650	7	6

Legend:
A Artistry **D** Difficulty **DA** Difficulty Apparatus **DB** Difficulty Body **E** Execution **Pen.** Penalty

Timing and Results provided by  **TISSOT**





Start List



Start Order	Competitor Number	Name	Country Code
1	121	MIZUNO Lili	USA
2	112	SUZUKI Naruha	JPN
3	120	GRISKENAS Evita	USA
4	113	TAGUCHI Hisano	JPN
5	114	KIM Joowon	KOR
6	122	FETISOVA Ekaterina	UZB
7	115	DRAGAN Annaliese	ROU
8	109	ATAMANOV Daria	ISR
9	117	VEDENEVA Ekaterina	SLO
10	108	PIGNICZKI Fanni	HUN
11	118	KARIKA Polina	UKR
12	102	AGHAMIROVA Zohra	AZE
13	119	ONOPRIENKO Viktoriia	UKR
14	104	BREZALIEVA Eva	BUL
15	107	JAMIL Elisabeth	FIN
16	105	KALEYN Boryana	BUL
17	116	GARDINER Shannon	RSA
18	110	BALDASSARRI Milena	ITA
19	103	PASSOS Ana Luisa	BRA
20	111	RAFFAELI Sofia	ITA
21	106	GOROSPE Teresa	ESP
22	101	KIROI-BOGATYREVA Alexandra	AUS

Legend:



Ball

Start Order #1-10 compete both Hoop and Ball followed by #11-22 competing both Hoop and Ball


Timing and Results provided by  TISSOT

GRYW1APBA-----QUAL-----_C51A 1

Report Created MON 11 JUL 2022 18:24

Page 1 / 1





Judges Assignments


Superior Jury	SAWADE Isabell Ilse	FIG	President
	PETROVA MIHAYLOVA Maria	FIG	Assistant
	BULANOVA Natalya Yevgenyevna	FIG	Difficulty Body Supervisor
	AVERSANI Marcia	FIG	Difficulty Apparatus Supervisor
	HUNT Caroline	FIG	Artistry Supervisor
	MROZINSKA Anna	FIG	Execution Supervisor



Function	Name	Country Code
DB1	DRAGAS Spela Alenka	SLO
DB2	IEROMINA Nataliia	UKR
DA1	FILIPOVA Filipa Ivanova	BUL
DA2	EVCHINA Svetlana	FIN
A1	DEUTSCH-LAZSANYI Erika	HUN
A2	ABDUSALIMOVA Nigar	AZE
A3	PISCUPESCU Alexandra	ROU
A4	SAMOFALOV Ela	ISR
E1	SAVENKOVA Elena K	USA
E2	FORNIE GARCIA Monica	ESP
E3	POLIVANOVA Lyudmila	UZB
E4	MELLO QUEIROZ Monika	BRA
Line Judge 1	HALMU Delia	AUS
Line Judge 2	HASEGAWA Yoko	JPN
Time Judge	CHA Shangeun	KOR

Reserve

Control Number	Name	Country Code
R1	AGNOLUCCI Emanuela	ITA

Legend:
Ax Artistry (x=1-4) **DAx** Difficulty Apparatus (x=1-2) **DBx** Difficulty Body (x=1-2) **Ex** Execution (x=1-4)
Rx Reserve Judge
 Ball

Timing and Results provided by  TISSOT



Results



Rank	Name	Country Code	D Score	DB	DA	A Score	E Score	Pen.	Total	
1	KALEYN Boryana	BUL	16.500	9.8	6.7	8.650	8.700	-0.10	33.750	Q
2	RAFFAELI Sofia	ITA	16.400	10.4	6.0	8.700	8.500		33.600	Q
3	PIGNICZKI Fanni	HUN	16.200	9.8	6.4	8.300	7.950		32.450	Q
4	BALDASSARRI Milena	ITA	15.500	9.9	5.6	8.150	8.400	-0.05	32.000	Q
5	ATAMANOV Daria	ISR	15.700	9.6	6.1	8.400	7.900	-0.05	31.950	Q
6	DRAGAN Annaliese	ROU	14.400	8.4	6.0	8.200	8.150		30.750	Q
7	MIZUNO Lili	USA	14.500	9.0	5.5	8.050	8.050		30.600	Q
8	GOROSPE Teresa	ESP	14.200	9.4	4.8	7.950	8.000		30.150	Q
9	GRISKENAS Evita	USA	13.000	7.5	5.5	8.450	8.400		29.850	R1
10	FETISOVA Ekaterina	UZB	13.800	8.8	5.0	7.850	8.000		29.650	R2
11	VEDENEEVA Ekaterina	SLO	14.400	9.1	5.3	7.500	7.800	-0.10	29.600	R3
12	KIROI-BOGATYREVA Alexandra	AUS	13.500	7.8	5.7	8.050	7.700		29.250	
13	BREZALIEVA Eva	BUL	14.100	7.9	6.2	8.000	7.450	-0.30	29.250	
14	TAGUCHI Hisano	JPN	12.800	6.9	5.9	8.050	8.350		29.200	
15	JAMIL Elisabeth	FIN	13.200	8.4	4.8	7.750	7.850		28.800	
16	AGHAMIROVA Zohra	AZE	13.700	7.3	6.4	7.800	7.200		28.700	
17	PASSOS Ana Luisa	BRA	12.800	7.8	5.0	7.800	7.350		27.950	
18	ONOPRIENKO Viktoriia	UKR	13.700	8.7	5.0	7.700	6.850	-0.30	27.950	
19	KIM Joowon	KOR	12.200	7.4	4.8	7.250	7.450		26.900	
20	SUZUKI Naruha	JPN	11.800	7.0	4.8	7.850	7.050	-0.05	26.650	
21	KARIKA Polina	UKR	11.900	7.0	4.9	7.700	6.950		26.550	
22	GARDINER Shannon	RSA	8.600	5.6	3.0	7.000	6.250		21.850	

Legend:						
A Artistry	D Difficulty	DA Difficulty Apparatus	DB Difficulty Body	E Execution	Pen. Penalty	
Q Qualified for Ball Final	Rx Reserve for Ball Final					

Timing and Results provided by  TISSOT





Tie Break Report



Rank	Name	Country Code	Total	Highest Execution Score	Highest Artistry Score	Highest Difficulty Score
12	KIROI-BOGATYREVA Alexandra	AUS	29.250	7.700		
13	BREZALIEVA Eva	BUL	29.250	7.450		
17	PASSOS Ana Luisa	BRA	27.950	7.350		
18	ONOPRIIENKO Viktoriia	UKR	27.950	6.850		

Note:

Tie-break rules

Ties will be broken by the following criteria:

1. The highest Execution score
2. The highest Artistry score
3. The highest Difficulty score
4. If the gymnasts remain tied they will share the same classification

Timing and Results provided by  **TISSOT**

GRYW1APBA-----QUAL-----_C771 1

Report Created TUE 12 JUL 2022 17:08

Page 1 / 1





Rhythmic Gymnastics

Individual Clubs





Medallists

Medal	Name	Country
GOLD	RAFFAELI Sofia	ITA - Italy
SILVER	ATAMANOV Daria	ISR - Israel
BRONZE	VEDENEEVA Ekaterina	SLO - Slovenia




Start List



Start Order	Competitor Number	Name	Country Code
1	109	ATAMANOV Daria	ISR
2	115	DRAGAN Annaliese	ROU
3	117	VEDENEEVA Ekaterina	SLO
4	111	RAFFAELI Sofia	ITA
5	105	KALEYN Boryana	BUL
6	104	BREZALIEVA Eva	BUL
7	110	BALDASSARRI Milena	ITA
8	102	AGHAMIROVA Zohra	AZE
R1	108	PIGNICZKI Fanni	HUN
R2	112	SUZUKI Naruha	JPN
R3	120	GRISKENAS Evita	USA

Legend:
 Rx Reserve gymnast
 Clubs

Timing and Results provided by  TISSOT



Judges Assignments

Superior Jury


SAWADE Isabell Ilse	FIG	President
PETROVA MIHAYLOVA Maria	FIG	Assistant
BULANOVA Natalya Yevgenyevna	FIG	Difficulty Body Supervisor
AVERSANI Marcia	FIG	Difficulty Apparatus Supervisor
HUNT Caroline	FIG	Artistry Supervisor
MROZINSKA Anna	FIG	Execution Supervisor



Function	Name	Country Code
DB1	FILIPOVA Filipa Ivanova	BUL
DB2	IEROMINA Nataliia	UKR
DA1	DRAGAS Spela Alenka	SLO
DA2	PISCUPESCU Alexandra	ROU
A1	FORNIE GARCIA Monica	ESP
A2	DEUTSCH-LAZSANYI Erika	HUN
A3	ABDUSALIMOVA Nigar	AZE
A4	AGNOLUCCI Emanuela	ITA
E1	SAVENKOVA Elena K	USA
E2	HALMU Delia	AUS
E3	MELLO QUEIROZ Monika	BRA
E4	POLIVANOVA Lyudmila	UZB
Line Judge 1	SAMOFALOV Ela	ISR
Line Judge 2	CHA Shangeun	KOR
Time Judge	HASEGAWA Yoko	JPN

Reserve

Control Number	Name	Country Code
R1	EVCHINA Svetlana	FIN

Legend:
Ax Artistry (x=1-4) **Dax** Difficulty Apparatus (x=1-2) **DBx** Difficulty Body (x=1-2) **Ex** Execution (x=1-4)
Rx Reserve Judge
 Clubs

Timing and Results provided by  TISSOT





Results




Rank	Name	Country Code	D Score	DB	DA	A Score	E Score	Pen.	Total	Qualification Rank	Start Order
1	RAFFAELI Sofia	ITA	15.900	10.5	5.4	8.900	8.250		33.050	1	4
2	ATAMANOV Daria	ISR	15.800	10.6	5.2	8.600	8.350	-0.10	32.650	8	1
3	VEDENEEVA Ekaterina	SLO	15.200	10.0	5.2	8.400	8.600		32.200	2	3
4	KALEYN Boryana	BUL	14.900	9.3	5.6	8.600	7.850		31.350	3	5
5	BREZALIEVA Eva	BUL	14.200	9.0	5.2	8.400	8.000		30.600	4	6
6	BALDASSARRI Milena	ITA	14.400	9.2	5.2	8.250	7.250		29.900	5	7
7	AGHAMIROVA Zohra	AZE	13.200	8.2	5.0	8.300	7.750		29.250	7	8
8	DRAGAN Annaliese	ROU	13.400	8.8	4.6	7.950	7.350	-0.05	28.650	6	2

Legend:
A Artistry **D** Difficulty **DA** Difficulty Apparatus **DB** Difficulty Body **E** Execution **Pen.** Penalty

Timing and Results provided by  **TISSOT**





Start List




Start Order	Competitor Number	Name	Country Code
1	116	GARDINER Shannon	RSA
2	110	BALDASSARRI Milena	ITA
3	103	PASSOS Ana Luisa	BRA
4	111	RAFFAELI Sofia	ITA
5	106	GOROSPE Teresa	ESP
6	101	KIROI-BOGATYREVA Alexandra	AUS
7	118	KARIKA Polina	UKR
8	102	AGHAMIROVA Zohra	AZE
9	119	ONOPRIENKO Viktoriia	UKR
10	104	BREZALIEVA Eva	BUL
11	107	JAMIL Elisabeth	FIN
12	105	KALEYN Boryana	BUL
13	115	DRAGAN Annaliese	ROU
14	109	ATAMANOV Daria	ISR
15	117	VEDENEEVA Ekaterina	SLO
16	108	PIGNICZKI Fanni	HUN
17	121	MIZUNO Lili	USA
18	112	SUZUKI Naruha	JPN
19	120	GRISKENAS Evita	USA
20	113	TAGUCHI Hisano	JPN
21	114	KIM Joowon	KOR
22	122	FETISOVA Ekaterina	UZB

Legend:  Clubs

Start Order #1-12 compete both Clubs and Ribbon followed by #13-22 competing both Clubs and Ribbon

Timing and Results provided by  TISSOT



Judges Assignments


Superior Jury	SAWADE Isabell Ilse	FIG	President
	PETROVA MIHAYLOVA Maria	FIG	Assistant
	BULANOVA Natalya Yevgenyevna	FIG	Difficulty Body Supervisor
	AVERSANI Marcia	FIG	Difficulty Apparatus Supervisor
	HUNT Caroline	FIG	Artistry Supervisor
	MROZINSKA Anna	FIG	Execution Supervisor




Function	Name	Country Code
DB1	FILIPOVA Filipa Ivanova	BUL
DB2	DRAGAS Spela Alenka	SLO
DA1	IEROMINA Nataliia	UKR
DA2	POLIVANOVA Lyudmila	UZB
A1	HALMU Delia	AUS
A2	ABDUSALIMOVA Nigar	AZE
A3	MELLO QUEIROZ Monika	BRA
A4	AGNOLUCCI Emanuela	ITA
E1	HASEGAWA Yoko	JPN
E2	CHA Shangeun	KOR
E3	DEUTSCH-LAZSANYI Erika	HUN
E4	EVCHINA Svetlana	FIN
Line Judge 1	SAMOFALOV Ela	ISR
Line Judge 2	SAVENKOVA Elena K	USA
Time Judge	FORNIE GARCIA Monica	ESP

Reserve

Control Number	Name	Country Code
R1	PISCUPESCU Alexandra	ROU

Legend:
Ax Artistry (x=1-4) **Dax** Difficulty Apparatus (x=1-2) **DBx** Difficulty Body (x=1-2) **Ex** Execution (x=1-4)
Rx Reserve Judge
 Clubs

Timing and Results provided by  TISSOT



Results




Rank	Name	Country Code	D Score	DB	DA	A Score	E Score	Pen.	Total	
1	RAFFAELI Sofia	ITA	16.100	10.4	5.7	8.700	8.400		33.200	Q
2	VEDENEEVA Ekaterina	SLO	15.500	9.8	5.7	8.350	8.550		32.400	Q
3	KALEYN Boryana	BUL	15.600	9.8	5.8	8.350	7.850		31.800	Q
4	BREZALIEVA Eva	BUL	14.800	9.2	5.6	8.350	8.150		31.300	Q
5	BALDASSARRI Milena	ITA	14.400	9.2	5.2	8.400	8.400		31.200	Q
6	DRAGAN Annaliese	ROU	14.400	9.1	5.3	8.250	8.250	-0.10	30.800	Q
7	AGHAMIROVA Zohra	AZE	14.100	8.8	5.3	8.250	8.050		30.400	Q
8	ATAMANOV Daria	ISR	14.400	9.5	4.9	8.250	7.800	-0.10	30.350	Q
9	PIGNICZKI Fanni	HUN	14.100	8.7	5.4	8.200	8.050	-0.05	30.300	R1
10	SUZUKI Naruha	JPN	14.000	8.9	5.1	7.950	8.100	-0.05	30.000	R2
11	GRISKENAS Evita	USA	14.200	9.0	5.2	7.950	8.000	-0.30	29.850	R3
12	KARIKA Polina	UKR	13.800	8.8	5.0	7.950	8.050	-0.30	29.500	
13	JAMIL Elisabeth	FIN	13.000	8.4	4.6	7.850	8.200		29.050	
14	ONOPRIENKO Viktoriia	UKR	14.400	10.5	3.9	7.500	7.550	-0.40	29.050	
15	KIROI-BOGATYREVA Alexandra	AUS	12.900	8.1	4.8	7.950	8.100		28.950	
16	GOROSPE Teresa	ESP	12.600	8.8	3.8	7.950	7.800	-0.05	28.300	
17	FETISOVA Ekaterina	UZB	13.100	8.0	5.1	7.700	7.500	-0.10	28.200	
18	MIZUNO Lili	USA	12.900	7.9	5.0	7.750	7.450		28.100	
19	PASSOS Ana Luisa	BRA	12.600	8.1	4.5	7.700	7.700		28.000	
20	KIM Joowon	KOR	12.600	8.5	4.1	7.650	7.700		27.950	
21	TAGUCHI Hisano	JPN	11.900	6.9	5.0	7.750	7.350		27.000	
22	GARDINER Shannon	RSA	9.200	5.9	3.3	7.600	7.100		23.900	

Legend:						
A Artistry	D Difficulty	DA Difficulty Apparatus	DB Difficulty Body	E Execution	Pen. Penalty	
Q Qualified for Clubs Final	Rx Reserve for Clubs Final					

Timing and Results provided by  TISSOT





Tie Break Report



Rank	Name	Country Code	Total	Highest Execution Score	Highest Artistry Score	Highest Difficulty Score
13	JAMIL Elisabeth	FIN	29.050	8.200		
14	ONOPRIIENKO Viktoriia	UKR	29.050	7.550		

Note:
Tie-break rules
 Ties will be broken by the following criteria:
 1. The highest Execution score
 2. The highest Artistry score
 3. The highest Difficulty score
 4. If the gymnasts remain tied they will share the same classification

Timing and Results provided by  **TISSOT**





Rhythmic Gymnastics

Individual Ribbon





Medallists

Medal	Name	Country
GOLD	ATAMANOV Daria	ISR - Israel
SILVER	KALEYN Boryana	BUL - Bulgaria
BRONZE	ONOPRIIENKO Viktoriia	UKR - Ukraine



Start List



Start Order	Competitor Number	Name	Country Code
1	110	BALDASSARRI Milena	ITA
2	119	ONOPRIENKO Viktoriia	UKR
3	105	KALEYN Boryana	BUL
4	120	GRISKENAS Evita	USA
5	117	VEDENEEVA Ekaterina	SLO
6	121	MIZUNO Lili	USA
7	118	KARIKA Polina	UKR
8	109	ATAMANOV Daria	ISR
R1	115	DRAGAN Annaliese	ROU
R2	112	SUZUKI Naruha	JPN
R3	111	RAFFAELI Sofia	ITA

Legend:

Rx Reserve gymnast



Ribbon

Timing and Results provided by  TISSOT

GRYW1APRI-----FNL-----_C51G 1

Report Created WED 13 JUL 2022 17:00

Page 1 / 1





Judges Assignments

Superior Jury


SAWADE Isabell Ilse	FIG	President
PETROVA MIHAYLOVA Maria	FIG	Assistant
BULANOVA Natalya Yevgenyevna	FIG	Difficulty Body Supervisor
AVERSANI Marcia	FIG	Difficulty Apparatus Supervisor
HUNT Caroline	FIG	Artistry Supervisor
MROZINSKA Anna	FIG	Execution Supervisor



Function	Name	Country Code
DB1	FILIPOVA Filipa Ivanova	BUL
DB2	IEROMINA Nataliia	UKR
DA1	DRAGAS Spela Alenka	SLO
DA2	PISCUPESCU Alexandra	ROU
A1	FORNIE GARCIA Monica	ESP
A2	DEUTSCH-LAZSANYI Erika	HUN
A3	ABDUSALIMOVA Nigar	AZE
A4	AGNOLUCCI Emanuela	ITA
E1	SAVENKOVA Elena K	USA
E2	HALMU Delia	AUS
E3	MELLO QUEIROZ Monika	BRA
E4	POLIVANOVA Lyudmila	UZB
Line Judge 1	SAMOFALOV Ela	ISR
Line Judge 2	CHA Shangeun	KOR
Time Judge	HASEGAWA Yoko	JPN

Reserve

Control Number	Name	Country Code
R1	EVCHINA Svetlana	FIN

Legend:
Ax Artistry (x=1-4) **Dax** Difficulty Apparatus (x=1-2) **DBx** Difficulty Body (x=1-2) **Ex** Execution (x=1-4)
Rx Reserve Judge
 Ribbon

Timing and Results provided by  **TISSOT**





Results



Rank	Name	Country Code	D Score	DB	DA	A Score	E Score	Pen.	Total	Qualification Rank	Start Order
1	ATAMANOV Daria	ISR	15.700	10.4	5.3	8.700	8.350		32.750	5	8
2	KALEYN Boryana	BUL	15.700	10.7	5.0	8.700	8.250		32.650	1	3
3	ONOPRIENKO Viktoriia	UKR	14.800	9.3	5.5	8.550	8.400		31.750	4	2
4	VEDENEEVA Ekaterina	SLO	14.400	9.0	5.4	8.400	8.400		31.200	2	5
5	GRISKENAS Evita	USA	13.600	8.9	4.7	8.550	8.500		30.650	6	4
6	BALDASSARRI Milena	ITA	13.400	8.7	4.7	8.450	7.950		29.800	3	1
7	MIZUNO Lili	USA	11.800	7.0	4.8	8.250	8.200		28.250	7	6
8	KARIKA Polina	UKR	12.700	7.7	5.0	7.800	7.150		27.650	8	7

Legend:
A Artistry **D** Difficulty **DA** Difficulty Apparatus **DB** Difficulty Body **E** Execution **Pen.** Penalty

Timing and Results provided by **TISSOT**





Start List



Start Order	Competitor Number	Name	Country Code
1	116	GARDINER Shannon	RSA
2	110	BALDASSARRI Milena	ITA
3	103	PASSOS Ana Luisa	BRA
4	111	RAFFAELI Sofia	ITA
5	106	GOROSPE Teresa	ESP
6	101	KIROI-BOGATYREVA Alexandra	AUS
7	118	KARIKA Polina	UKR
8	102	AGHAMIROVA Zohra	AZE
9	119	ONOPRIENKO Viktoriia	UKR
10	104	BREZALIEVA Eva	BUL
11	107	JAMIL Elisabeth	FIN
12	105	KALEYN Boryana	BUL
13	115	DRAGAN Annaliese	ROU
14	109	ATAMANOV Daria	ISR
15	117	VEDENEVA Ekaterina	SLO
16	108	PIGNICZKI Fanni	HUN
17	121	MIZUNO Lili	USA
18	112	SUZUKI Naruha	JPN
19	120	GRISKENAS Evita	USA
20	113	TAGUCHI Hisano	JPN
21	114	KIM Joowon	KOR
22	122	FETISOVA Ekaterina	UZB


Legend:



Start Order #1-12 compete both Clubs and Ribbon followed by #13-22 competing both Clubs and Ribbon

Timing and Results provided by  TISSOT





Judges Assignments

Superior Jury


SAWADE Isabell Ilse	FIG	President
PETROVA MIHAYLOVA Maria	FIG	Assistant
BULANOVA Natalya Yevgenyevna	FIG	Difficulty Body Supervisor
AVERSANI Marcia	FIG	Difficulty Apparatus Supervisor
HUNT Caroline	FIG	Artistry Supervisor
MROZINSKA Anna	FIG	Execution Supervisor




Function	Name	Country Code
DB1	FILIPOVA Filipa Ivanova	BUL
DB2	DRAGAS Spela Alenka	SLO
DA1	IEROMINA Nataliia	UKR
DA2	POLIVANOVA Lyudmila	UZB
A1	HALMU Delia	AUS
A2	ABDUSALIMOVA Nigar	AZE
A3	MELLO QUEIROZ Monika	BRA
A4	AGNOLUCCI Emanuela	ITA
E1	HASEGAWA Yoko	JPN
E2	CHA Shangeun	KOR
E3	DEUTSCH-LAZSANYI Erika	HUN
E4	EVCHINA Svetlana	FIN
Line Judge 1	SAMOFALOV Ela	ISR
Line Judge 2	SAVENKOVA Elena K	USA
Time Judge	FORNIE GARCIA Monica	ESP

Reserve

Control Number	Name	Country Code
R1	PISCUPESCU Alexandra	ROU

Legend:
Ax Artistry (x=1-4) **Dax** Difficulty Apparatus (x=1-2) **DBx** Difficulty Body (x=1-2) **Ex** Execution (x=1-4)
Rx Reserve Judge
 Ribbon

Timing and Results provided by  **TISSOT**



Results




Rank	Name	Country Code	D Score	DB	DA	A Score	E Score	Pen.	Total	
1	KALEYN Boryana	BUL	16.100	10.8	5.3	8.550	8.350	-0.30	32.700	Q
2	VEDENEEVA Ekaterina	SLO	14.500	9.1	5.4	8.400	8.550	-0.05	31.400	Q
3	BALDASSARRI Milena	ITA	14.300	9.7	4.6	8.500	8.350		31.150	Q
4	ONOPRIENKO Viktoriia	UKR	14.500	10.6	3.9	8.350	8.300		31.150	Q
5	ATAMANOV Daria	ISR	14.400	9.5	4.9	8.400	8.350	-0.05	31.100	Q
6	GRISKENAS Evita	USA	13.900	8.6	5.3	8.400	8.400		30.700	Q
7	MIZUNO Lili	USA	14.100	8.8	5.3	8.050	8.200	-0.05	30.300	Q
8	KARIKA Polina	UKR	13.000	8.2	4.8	8.050	8.450		29.500	Q
9	DRAGAN Annaliese	ROU	13.600	8.7	4.9	7.850	7.750		29.200	R1
10	SUZUKI Naruha	JPN	13.200	8.8	4.4	7.750	7.800	-0.05	28.700	R2
11	RAFFAELI Sofia	ITA	12.800	7.7	5.1	8.050	7.400		28.250	R3
12	FETISOVA Ekaterina	UZB	12.400	7.3	5.1	7.750	8.000		28.150	
13	GOROSPE Teresa	ESP	12.400	8.3	4.1	7.900	7.800		28.100	
14	KIROI-BOGATYREVA Alexandra	AUS	12.400	7.5	4.9	7.600	7.900		27.900	
15	KIM Joowon	KOR	12.300	8.0	4.3	7.550	7.700		27.550	
16	BREZALIEVA Eva	BUL	12.800	8.4	4.4	7.550	7.200	-0.05	27.500	
17	PIGNICZKI Fanni	HUN	12.500	7.7	4.8	7.900	7.000		27.400	
18	TAGUCHI Hisano	JPN	10.400	6.8	3.6	7.600	7.850		25.850	
19	PASSOS Ana Luisa	BRA	11.400	7.3	4.1	7.350	7.000	-0.05	25.700	
20	JAMIL Elisabeth	FIN	10.200	6.4	3.8	7.300	7.550		25.050	
21	AGHAMIROVA Zohra	AZE	9.400	6.6	2.8	7.400	7.100		23.900	
22	GARDINER Shannon	RSA	8.700	5.5	3.2	7.650	7.150		23.500	

Legend:					
A Artistry	D Difficulty	DA Difficulty Apparatus	DB Difficulty Body	E Execution	Pen. Penalty
Q Qualified for Ribbon Final	Rx Reserve for Ribbon Final				

Timing and Results provided by  TISSOT





Tie Break Report



Rank	Name	Country Code	Total	Highest Execution Score	Highest Artistry Score	Highest Difficulty Score
3	BALDASSARRI Milena	ITA	31.150	8.350		
4	ONOPRIIENKO Viktoriia	UKR	31.150	8.300		

Note:
Tie-break rules
 Ties will be broken by the following criteria:
 1. The highest Execution score
 2. The highest Artistry score
 3. The highest Difficulty score
 4. If the gymnasts remain tied they will share the same classification

Timing and Results provided by  **TISSOT**

RESULTS BOOK



Roller Inline Hockey





33	Roller Inline Hockey	3132
33.1	Table of Contents	3133
33.2	Competition Schedule	3136
33.3	Medallists by Event	3137
33.4	Medal Standings	3138
33.5	Men's	3139
33.5.1	Team Roster	3140
33.5.1.1	Team Roster - CAN	3140
33.5.1.2	Team Roster - COL	3141
33.5.1.3	Team Roster - CZE	3142
33.5.1.4	Team Roster - FRA	3143
33.5.1.5	Team Roster - ITA	3144
33.5.1.6	Team Roster - LAT	3145
33.5.1.7	Team Roster - SUI	3146
33.5.1.8	Team Roster - USA	3147
33.5.2	Tournament Summary	3148
33.5.3	Medallists (Team)	3150
33.5.4	Finals	3151
33.5.4.1	7th Place Match #M17	3151
33.5.4.1.1	Start List	3151
33.5.4.1.2	Results	3152
33.5.4.2	5th Place Match #M18	3154
33.5.4.2.1	Start List	3154
33.5.4.2.2	Results	3155
33.5.4.3	Bronze Medal Match #M19	3157
33.5.4.3.1	Start List	3157
33.5.4.3.2	Results	3158
33.5.4.4	Gold Medal Match #M20	3160
33.5.4.4.1	Start List	3160
33.5.4.4.2	Results	3161
33.5.5	Semifinals	3162
33.5.5.1	Match #M16	3162
33.5.5.1.1	Start List	3162
33.5.5.1.2	Results	3163
33.5.5.2	Match #M15	3165
33.5.5.2.1	Start List	3165
33.5.5.2.2	Results	3166
33.5.6	Consolation Semifinals 5-8	3168

RESULTS BOOK

TABLE OF CONTENTS

33.5.6.1	Match #M14	3168
33.5.6.1.1	Start List	3168
33.5.6.1.2	Results	3169
33.5.6.2	Match #M13	3171
33.5.6.2.1	Start List	3171
33.5.6.2.2	Results	3172
33.5.7	Preliminary Round - Group B	3174
33.5.7.1	Match #M02	3174
33.5.7.1.1	Start List	3174
33.5.7.1.2	Results	3175
33.5.7.2	Match #M03	3176
33.5.7.2.1	Start List	3176
33.5.7.2.2	Results	3177
33.5.7.3	Match #M05	3179
33.5.7.3.1	Start List	3179
33.5.7.3.2	Results	3180
33.5.7.4	Match #M07	3182
33.5.7.4.1	Start List	3182
33.5.7.4.2	Results	3183
33.5.7.5	Match #M10	3185
33.5.7.5.1	Start List	3185
33.5.7.5.2	Results	3186
33.5.7.6	Match #M11	3188
33.5.7.6.1	Start List	3188
33.5.7.6.2	Results	3189
33.5.8	Preliminary Round - Group A	3190
33.5.8.1	Match #M01	3190
33.5.8.1.1	Start List	3190
33.5.8.1.2	Results	3191
33.5.8.2	Match #M04	3193
33.5.8.2.1	Start List	3193
33.5.8.2.2	Results	3194
33.5.8.3	Match #M06	3196
33.5.8.3.1	Start List	3196
33.5.8.3.2	Results	3197
33.5.8.4	Match #M08	3199
33.5.8.4.1	Start List	3199
33.5.8.4.2	Results	3200
33.5.8.5	Match #M09	3202
33.5.8.5.1	Start List	3202
33.5.8.5.2	Results	3203
33.5.8.6	Match #M12	3204
33.5.8.6.1	Start List	3204
33.5.8.6.2	Results	3205



Competition Schedule

As of MON 11 JUL 2022

Date	Start Time	Estimated Finish Time	Game Number	Phase	Teams
FRI 8 JUL	9:00	10:15	1	Preliminary Round - Group A	FRA vs COL
	10:30	11:45	2	Preliminary Round - Group B	ITA vs SUI
	15:00	16:15	3	Preliminary Round - Group B	CZE vs LAT
	16:30	17:45	4	Preliminary Round - Group A	CAN vs USA
SAT 9 JUL	9:00	10:15	5	Preliminary Round - Group B	LAT vs ITA
	10:30	11:45	6	Preliminary Round - Group A	COL vs CAN
	15:00	16:15	7	Preliminary Round - Group B	SUI vs CZE
	16:30	17:45	8	Preliminary Round - Group A	USA vs FRA
SUN 10 JUL	9:00	10:15	9	Preliminary Round - Group A	FRA vs CAN
	10:30	11:45	10	Preliminary Round - Group B	SUI vs LAT
	15:00	16:15	11	Preliminary Round - Group B	CZE vs ITA
	16:30	17:45	12	Preliminary Round - Group A	USA vs COL
MON 11 JUL	9:00	10:15	14	Consolation Semifinal 5-8	SUI vs COL
	10:30	11:45	13	Consolation Semifinal 5-8	CAN vs LAT
	15:00	16:15	16	Semifinal	USA vs ITA
	16:30	17:45	15	Semifinal	CZE vs FRA
TUE 12 JUL	9:00	10:15	17	7th Place Match	SUI vs LAT
	10:30	11:45	18	5th Place Match	COL vs CAN
	14:15	15:30	19	Bronze Medal Match	ITA vs FRA
	15:45	17:00	20	Gold Medal Match	CZE vs USA





Medallists by Event

As of TUE 12 JUL 2022

After 1 of 1 Events

Event	Date	Medal	Name	Country Code
Men	12 JUL 2022	GOLD	Peter KAVAYA	USA
			Travis NOE	
			Brandon HAWKINS	
			Nathan SIGMUND	
			Tyler KRAFT	
			Joseph DIMARTINO	
			MACZYNSKI Michael	
			Troy REDMANN	
			DIMARTINO JR Peter	
			Derrick BUNETT	
			Garret ROSS	
			Brett ONLINGER	
			William PASCALLI	
		SILVER	CHAMRAD Ales	CZE
			ZBORIL Mikulas	
			BERNAD Jakub	
			TUREK Stepan	
			FLYNN Oscar	
			FRODL Dominik	
			BRABEC Daniel	
			SEBEK Patrik	
			KAFKA Petr	
			FIALA Martin	
			RUBES Tomas	
			VYORAL Jan	
			LOSKOT Marek	
		BRONZE	KUTAK Filip	FRA
			Enzo RENOUE	
			Theo FAUCHERAND	
			BOUCHUT Baptiste	
Karl GABILLET				
Joan KERKHOVE				
Sebastien PASQUIER				
Louis ALLO				
Damien LAFOURCADE				
Valentin GONZALEZ				
Elliot MACHY				
LADONNE Benoit				
LANGLOIS Maxime				
Lambert HAMON				
Theo FONTANILLE				

Timing and Results provided by  TISSOT




Medal Standings

As of TUE 12 JUL 2022

After 1 of 1 Events

Rank	Country	Men				Rank by Total
		G	S	B	Tot	
1	USA - United States of America	1			1	=1
2	CZE - Czech Republic		1		1	=1
3	FRA - France			1	1	=1
Total:		1	1	1	3	

Legend:
 = Equal sign indicates that two or more countries share the same rank by total
B Bronze **G** Gold **S** Silver **Tot** Total

Timing and Results provided by  TISSOT



RESULTS BOOK



Roller Inline Hockey

Men's





Team Roster

As of FRI 8 JUL 2022

CAN - Canada

Number	Name	Position	Date of Birth	Age
5	James ISAACS	Defender	29 SEP 1989	32
7	Bryan FOSTER	Defender	4 APR 2001	21
9	Cole SONSTELIE	Forward	17 NOV 1992	29
13	Kyle SOPER	Defender	29 DEC 1997	24
27	Jonathon CREWLOW	Forward	16 NOV 1988	33
34	James TEED	Goaltender	22 JUL 1997	24
42	Adam ROSS	Defender	15 OCT 1986	35
47	Brendan BAUMGARTNER	Defender	7 APR 1989	33
67	Michael HAMMOND	Forward	21 FEB 1990	32
70	Lane HARTWELL	Goaltender	24 DEC 2000	21
71	Christopher RAUCKMAN	Forward	7 DEC 1994	27
77	Dylan ABBAMONT	Forward	7 JUN 2001	21
88	VILIO Elijah	Defender	25 APR 1997	25
91	Thomas WOODS (C)	Forward	1 AUG 1988	33
			Team Average	27.9

Team Officials

Head Coach GOMES NAVARRO Pablo (BRA)





Team Roster

As of THU 7 JUL 2022

COL - Colombia

Number	Name	Position	Date of Birth	Age
1	Daniel TORRES VANEGAS	Goaltender	16 JUN 1992	30
3	ANDRADE GONZALEZ Hernando	Defender	30 JAN 1995	27
9	SANCHEZ OSORIO Jose Alberto	Defender	22 FEB 1996	26
11	RIOS AYALA Julian Andres	Defender	15 OCT 1996	25
13	OVIEDO MEDINA Camilo Andres	Defender	10 MAR 1998	24
19	GONZALEZ SARMIENTO Oscar Felipe	Forward	1 DEC 1997	24
22	CESPEDES PENUELA Juan Lucas	Goaltender	19 FEB 2003	19
26	RODRIGUEZ GONZALEZ Samuel David	Defender	26 OCT 2000	21
44	LITTFACK NEIRA Nicolas	Forward	7 JAN 1994	28
47	JIMENEZ VALENCIA Bryan Steven	Forward	21 FEB 2004	18
73	LEON PARADA Julian Felipe	Forward	13 JUN 1996	26
89	BURGOS OCHOA John Esteban	Defender	26 MAR 1994	28
91	GONZALEZ SARMIENTO Ruben Santiago	Forward	19 DEC 2001	20
93	MARQUEZ LEIVA Andres	Forward	18 AUG 1995	26
			Team Average	24.4

Team Officials

Head Coach Julian Camilo CUERVO ROZO (COL)





Team Roster

As of THU 7 JUL 2022

CZE - Czech Republic

Number	Name	Position	Date of Birth	Age
7	CHAMRAD Ales	Defender	4 JAN 1988	34
12	ZBORIL Mikulas	Defender	30 MAY 1994	28
14	BERNAD Jakub	Forward	24 APR 1991	31
17	TUREK Stepan	Defender	23 APR 2001	21
19	FLYNN Oscar	Forward	19 APR 1999	23
34	FRODL Dominik	Goaltender	16 APR 1996	26
41	BRABEC Daniel	Goaltender	8 MAY 1993	29
42	SEBEK Patrik	Defender	12 JUL 1983	38
66	KAFKA Petr (C)	Forward	2 OCT 1989	32
71	FIALA Martin	Forward	26 DEC 1994	27
73	RUBES Tomas	Forward	25 SEP 1992	29
74	VYORAL Jan	Defender	9 MAY 1996	26
78	LOSKOT Marek	Forward	25 JUL 1989	32
82	KUTAK Filip	Defender	21 JUL 1996	25
			Team Average	28.6

Team Officials

Head Coach Martin TVRNIK (CZE)
Assistant Coach MECERA Martin (CZE)



Team Roster

As of THU 7 JUL 2022

FRA - France

Number	Name	Position	Date of Birth	Age
2	Enzo RENO	Forward	5 DEC 1998	23
3	Theo FAUCHERAND	Defender	16 JAN 2000	22
4	BOUCHUT Baptiste	Forward	4 AUG 1994	27
5	Karl GABILLET (C)	Forward	30 MAY 1986	36
9	Joan KERKHOVE	Forward	9 JUN 1998	24
10	Sebastien PASQUIER	Goaltender	19 AUG 1998	23
19	Louis ALLO	Forward	10 SEP 2002	19
34	Damien LAFOURCADE	Goaltender	13 APR 1992	30
60	Valentin GONZALEZ	Defender	23 FEB 2000	22
63	Elliot MACHY	Defender	18 AUG 1992	29
64	LADONNE Benoit	Forward	13 JUN 1987	35
70	LANGLOIS Maxime	Defender	7 JAN 1994	28
92	Lambert HAMON	Defender	10 APR 1992	30
92	Theo FONTANILLE	Defender	24 MAY 1992	30
			Team Average	27.0

Team Officials

Head Coach

TIJOU Geoffroy (FRA)

Timing and Results provided by  TISSOT

IHRMTEAM5-----_C33_MFRA 2

Report Created THU 7 JUL 2022 19:03

Page 1 / 1



REGIONS Protective



BlueCross BlueShield of Alabama





Team Roster

As of THU 7 JUL 2022

ITA - Italy

Number	Name	Position	Date of Birth	Age
5	CAMPULLA Lorenzo	Defender	17 NOV 2005	16
6	CALORE Elia	Forward	29 DEC 2000	21
24	EDERLE Pietro	Defender	27 NOV 1998	23
25	BELLINI Andrea (C)	Defender	3 NOV 1995	26
26	VENDRAME Tobia	Defender	26 OCT 1998	23
39	FRIGO Michele	Goaltender	28 JUN 1999	23
46	CAMPULLA Francesco	Defender	26 SEP 2000	21
49	FACCHINETTI Daniele	Goaltender	27 MAR 1992	30
51	ROSSETTO Matteo	Defender	9 SEP 1995	26
58	FRIGO Nicola	Forward	7 AUG 1995	26
71	PIETROBON Mattia	Forward	4 NOV 2005	16
81	ROSSETTO Alessandro	Forward	1 JUN 2005	17
88	PACE Fabrizio	Forward	11 OCT 1995	26
97	DAL SASSO Davide	Forward	13 FEB 1997	25
			Team Average	22.8

Team Officials

Head Coach

RIGONI Luca (ITA)

Timing and Results provided by  TISSOT

IHRMTEAM5-----_C33_MITA 2

Report Created THU 7 JUL 2022 19:03

Page 1 / 1





Team Roster

As of THU 7 JUL 2022


LAT - Latvia

Number	Name	Position	Date of Birth	Age
1	TOMASS Ernests Valdemars	Goaltender	22 DEC 2000	21
8	BEGOVS Rustams	Forward	26 JUN 1993	29
10	CIMERMANIS Viesturs	Defender	1 AUG 1988	33
13	GRAUDS Jorens	Forward	28 JAN 1994	28
14	BORMANIS Kristers	Forward	21 DEC 1996	25
17	GOLUBOVICS Alberts	Defender	12 SEP 1994	27
21	SALIJA Arturs	Defender	15 MAY 1992	30
22	BAZEVICS Kristaps	Defender	2 AUG 1994	27
26	ZVIRBULIS Pauls	Defender	24 FEB 1993	29
31	KRUKLITIS Arturs Kristis	Goaltender	11 DEC 2000	21
65	LIPSBERGS Kriss	Defender	3 APR 1993	29
77	BERZINS Niks	Forward	23 APR 1998	24
92	BERZINS Aigars	Forward	1 NOV 1992	29
			Team Average	27.1

Team Officials

Head Coach

Artur BATRAKAS (LAT)

Timing and Results provided by  TISSOT

IHRMTEAM5-----_C33_MLAT 2

Report Created THU 7 JUL 2022 19:03

Page 1 / 1



Team Roster

As of THU 7 JUL 2022

SUI - Switzerland

Number	Name	Position	Date of Birth	Age
10	Noah HEINRICH	Forward	19 APR 2001	21
16	Marco STEGER	Forward	7 AUG 1999	22
22	MERCIER Jonathan	Defender	18 FEB 1986	36
24	SCHLAPPI Lukas Hans	Forward	7 MAR 1996	26
31	BRUNNER Silvan	Goaltender	9 JAN 1998	24
51	HUG Timothy James	Goaltender	20 NOV 1991	30
56	EISENEGGER Raphael	Forward	13 MAY 1990	32
63	Lukas KAMBER	Defender	29 MAY 1987	35
66	REINMANN Robin	Forward	17 MAR 1995	27
68	Andrin HERTA	Defender	28 NOV 1991	30
71	Lukas DIETRICH (C)	Defender	30 AUG 1991	30
75	ROHNER Sven	Defender	21 SEP 2000	21
87	Mattia di BIASE	Defender	3 MAY 1991	31
98	Jules STURNY	Forward	16 JUN 1996	26
			Team Average	27.9

Team Officials

Head Coach FRIEDLI Michael Remo (SUI)





Team Roster

As of THU 7 JUL 2022

USA - United States of America

Number	Name	Position	Date of Birth	Age
4	Peter KAVAYA	Defender	16 JAN 1987	35
9	Travis NOE (C)	Forward	3 NOV 1989	32
10	Brandon HAWKINS	Forward	25 APR 1994	28
14	Nathan SIGMUND	Defender	3 JUL 1986	36
16	Tyler KRAFT	Forward	16 OCT 1995	26
18	Joseph DIMARTINO	Defender	2 AUG 1999	22
30	MACZYNSKI Michael	Goaltender	4 OCT 1990	31
33	Troy REDMANN	Goaltender	20 MAY 1986	36
55	DIMARTINO JR Peter	Defender	26 SEP 1995	26
57	Derrick BUNETT	Defender	26 MAR 1987	35
61	Garret ROSS	Forward	26 MAY 1992	30
91	Brett ONLINGER	Defender	2 DEC 1991	30
93	William PASCALLI	Forward	21 MAR 1992	30
97	Jack COMBS	Forward	26 JAN 1988	34
			Team Average	30.8

Team Officials

Head Coach MCMANUS Timothy Jacob (USA)





Tournament Summary


As of TUE 12 JUL 2022

Today's Games

Phase	Teams	Start Time	Final	1st Half	2nd Half	End of Regulation
7th Place Match	SUI - LAT	9:00	3 - 4	2 - 2	1 - 1	(1.OT) 3 - 3
5th Place Match	COL - CAN	10:30	1 - 7	0 - 3	1 - 4	
Bronze Medal Match	ITA - FRA	14:15	2 - 5	0 - 3	2 - 2	
Gold Medal Match	CZE - USA	15:45	1 - 2	1 - 0	0 - 1	(1.OT) 1 - 1

Group A						Games					Goals		Class. Points
Rank		USA	FRA	CAN	COL	Played	Won	OT Won	OT Lost	Lost	For	Against	
1	USA		6 - 2	8 - 3	9 - 1	3	3	0	0	0	23	6	9
2	FRA	2 - 6		4 - 2	5 - 0	3	2	0	0	1	11	8	6
3	CAN	3 - 8	2 - 4		5 - 1	3	1	0	0	2	10	13	3
4	COL	1 - 9	0 - 5	1 - 5		3	0	0	0	3	2	19	0

Group B						Games					Goals		Class. Points
Rank		CZE	ITA	SUI	LAT	Played	Won	OT Won	OT Lost	Lost	For	Against	
1	CZE		2 - 3	16 - 1	5 - 1	3	2	0	0	1	23	5	6
2	ITA	3 - 2		1 - 4	7 - 2	3	2	0	0	1	11	8	6
3	SUI	1 - 16	4 - 1		5 - 1	3	2	0	0	1	10	18	6
4	LAT	1 - 5	2 - 7	1 - 5		3	0	0	0	3	4	17	0

Timing and Results provided by  TISSOT

IHRMTEAM5-----_C76 28

Report Created TUE 12 JUL 2022 17:16

Page 1 / 2





Tournament Summary

As of TUE 12 JUL 2022

Semifinals

CZE - 7
Match 15 11 JUL
FRA - 2

Gold Medal Game

CZE - 1	Match M20 12 JUL	USA - Gold CZE - Silver
USA - 2		

USA - 5
Match 16 11 JUL
ITA - 0

Bronze Medal Game

ITA - 2	Match M19 12 JUL	FRA - Bronze ITA - 4th
FRA - 5		

Consolation Round 5-8

SUI - 4
Match 14 11 JUL
COL - 5

COL - 1	Match M18 12 JUL	CAN - 5th COL - 6th
CAN - 5		


CAN - 5
Match 13 11 JUL
LAT - 2

SUI - 3	Match M17 12 JUL	LAT - 7th SUI - 8th
LAT - 4		

Final Standings				
Medal	Rank	Team	GP	W/L
Gold	1	USA	5	5 / 0
Silver	2	CZE	5	3 / 2
Bronze	3	FRA	5	3 / 2
	4	ITA	5	2 / 3
	5	CAN	5	3 / 2
	6	COL	5	1 / 4
	7	LAT	5	1 / 4
	8	SUI	5	2 / 3

Legend:

Class. Classification OT Overtime (including Shootout)

Timing and Results provided by  TISSOT

IHRMTEAM5-----_C76 28

Report Created TUE 12 JUL 2022 17:16

Page 2 / 2





Medallists (Team)

GOLD	SILVER	BRONZE
USA - United States of America Peter KAVAYA Travis NOE (C) Brandon HAWKINS Nathan SIGMUND Tyler KRAFT Joseph DIMARTINO MACZYNSKI Michael Troy REDMANN DIMARTINO JR Peter Derrick BUNETT Garret ROSS Brett ONLINGER William PASCALLI Jack COMBS	CZE - Czech Republic CHAMRAD Ales ZBORIL Mikulas BERNAD Jakub TUREK Stepan FLYNN Oscar FRODL Dominik BRABEC Daniel SEBEK Patrik KAFKA Petr (C) FIALA Martin RUBES Tomas VYORAL Jan LOSKOT Marek KUTAK Filip	FRA - France Enzo RENO Theo FAUCHERAND BOUCHUT Baptiste Karl GABILLET (C) Joan KERKHOVE Sebastien PASQUIER Louis ALLO Damien LAFOURCADE Valentin GONZALEZ Elliot MACHY LADONNE Benoit LANGLOIS Maxime Lambert HAMON Theo FONTANILLE



Game No: 17

Start List

SUI vs LAT

Referees: VESELY Tomas (CZE)
TELESIO CARREON Tyler William (USA)

SUI - Switzerland

No.	Name	Pos	MP	Date of Birth	Goals	Ass.	Pts	PIM
51	HUG Timothy James	GK	4	20 NOV 1991				
10	Noah HEINRICH	F	4	19 APR 2001	3		3	
16	Marco STEGER	F	4	7 AUG 1999		1	1	
24	SCHLAPPI Lukas Hans	F	4	7 MAR 1996	1	1	2	2
56	EISENEGGER Raphael	F	4	13 MAY 1990	1	1	2	6
63	Lukas KAMBER	D	4	29 MAY 1987				2
66	REINMANN Robin	F	4	17 MAR 1995	4		4	
71	Lukas DIETRICH (C)	D	4	30 AUG 1991	1	4	5	
75	ROHNER Sven	D	4	21 SEP 2000				2
87	Mattia di BIASE	D	4	3 MAY 1991	1	3	4	
97	Andrin HERTA	D	4	28 NOV 1991				
98	Jules STURNY	F	4	16 JUN 1996	3		3	10
Team Total					14	10	24	26

SUI		
PR	ITA	4 - 1
PR	CZE	1 - 16
PR	LAT	5 - 1
CL5-8	COL	4 - 5

Head Coach FRIEDLI Michael Remo


LAT - Latvia

No.	Name	Pos	MP	Date of Birth	Goals	Ass.	Pts	PIM
1	TOMASS Ernests Valdemars	GK	4	22 DEC 2000				
31	KRUKLITIS Arturs Kristis	GK	4	11 DEC 2000				
8	BEGOVS Rustams	F	4	26 JUN 1993	3	1	4	4
10	CIMERMANIS Viesturs	D	4	1 AUG 1988				2
13	GRAUDS Jorens	F	4	28 JAN 1994		1	1	2
14	BORMANIS Kristers	F	4	21 DEC 1996				
17	GOLUBOVICS Alberts	D	4	12 SEP 1994	1		1	2
21	SALIJA Arturs	D	4	15 MAY 1992	1	1	2	
22	BAZEVICS Kristaps	D	4	2 AUG 1994	1		1	2
26	ZVIRBULIS Pauls	D	4	24 FEB 1993				
65	LIPSBERGS Kriss	D	4	3 APR 1993				
68	GALKINS Aleksandrs (C)	F	3	27 APR 1990		1	1	36
77	BERZINS Niks	F	4	23 APR 1998				4
92	BERZINS Aigars	F	4	1 NOV 1992				4
Team Total					6	4	10	56

LAT		
PR	CZE	1 - 5
PR	ITA	2 - 7
PR	SUI	1 - 5
CL5-8	CAN	2 - 5

Head Coach Artur BATRAKAS

Legend:	(C)	Ass.	CL	MP	No	PIM
Pos	Playing Position	PR	Pts	Classification Points	Matches Played	Penalty in Minutes

Timing and Results provided by 





Game No: 17

Results

SUI 3 vs 4 LAT

(2-2, 1-1, 0-1)

Referees: VESELY Tomas (CZE)
TELESIO CARREON Tyler William (USA)

SUI - Switzerland

No.	Name	Pos	Goals	Ass.	Pts	PIM
10	Noah HEINRICH	F	0			
16	Marco STEGER	F	0			4
24	SCHLAPPI Lukas Hans	F	0			
56	EISENEGGER Raphael	F	0			2
63	Lukas KAMBER	D				
66	REINMANN Robin	F	0	1	1	
71	Lukas DIETRICH (C)	D	1		1	
75	ROHNER Sven	D				
87	Mattia di BIASE	D	0			
97	Andrin HERTA	D				
98	Jules STURNY	F	2	1	3	2
51	HUG Timothy James	GK				
Totals			3	2	5	8
Head Coach		FRIEDLI Michael Remo				


LAT - Latvia

No.	Name	Pos	Goals	Ass.	Pts	PIM
8	BEGOVS Rustams	F	1	1	2	
10	CIMERMANIS Viesturs	D		1	1	2
13	GRAUDS Jorens	F	0	1	1	
14	BORMANIS Kristers	F	1		1	
17	GOLUBOVICS Alberts	D				
21	SALIJA Arturs	D	1		1	
22	BAZEVICS Kristaps	D	0			
26	ZVIRBULIS Pauls	D				
65	LIPSBERGS Kriss	D				
68	GALKINS Aleksandrs (C)	F	0			
77	BERZINS Niks	F				
92	BERZINS Aigars	F	1		1	
1	TOMASS Ernests Valdemars	GK				
31	KRUKLITIS Arturs Kristis	GK				
Totals			4	3	7	2
Head Coach		Artur BATRAKAS				

Goalkeepers	Saves	%	Played Time
51 HUG Timothy James	22 / 26	84.62	50:00
Totals	22 / 26	84.62	50:00

Goalkeepers	Saves	%	Played Time
1 TOMASS Ernests Valdemars	17 / 20	85.00	50:00
31 KRUKLITIS Arturs Kristis			
Totals	17 / 20	85.00	50:00

Time	Action	SUI - Switzerland	Score	LAT - Latvia
1st Half				
20:00	GK	51 HUG TJ Goalkeeper		
20:00	GK			1 TOMASS EV Goalkeeper
10:29	Goal	71 L DIETRICH Ass.: 98 J STURNY	1 - 0	
9:31	Goal	98 J STURNY Ass.: 66 REINMANN R	2 - 0	
7:42	Goal		2 - 1	92 BERZINS A Ass.: 10 CIMERMANIS V
1:38	Goal		2 - 2	14 BORMANIS K Ass.:
0:17	Penalty	16 M STEGER Minor (2min) - Roughing		
2nd Half				
20:00	GK	51 HUG TJ Goalkeeper		
20:00	GK			1 TOMASS EV Goalkeeper
17:33	Goal	98 J STURNY Ass.:	3 - 2	
11:13	Penalty	16 M STEGER Minor (2min) - Cross-Checking		
10:28	Goal		3 - 3	8 BEGOVS R Ass.: 13 GRAUDS J
9:29	Penalty	56 EISENEGGER R Minor (2min) - Tripping		
0:20	Penalty	98 J STURNY Minor (2min) - Tripping		
0:12	Penalty			10 CIMERMANIS V Minor (2min) - Roughing
Over Time				
10:00	GK	51 HUG TJ Goalkeeper		
10:00	GK			1 TOMASS EV Goalkeeper
9:04	Goal		3 - 4	21 SALIJA A Ass.: 8 BEGOVS R


Timing and Results provided by  TISSOT



Game No: 17

Results

Legend:		Ass.	Assists	MP	Matches Played	No.	Number	PIM	Penalty in Minutes	PS	Penalty Shot
(C)	Captain	Pts	Points								
Pos	Playing Position										

Timing and Results provided by  TISSOT





Game No: 18

Start List

COL vs CAN

Referees: PFEFFER Nils (GER)
SLAVIERO Michele (ITA)

COL - Colombia

No.	Name	Pos	MP	Date of Birth	Goals	Ass.	Pts	PIM
1	Daniel TORRES VANEGAS	GK	4	16 JUN 1992				
22	CESPEDES PENUELA Juan Lucas	GK	4	19 FEB 2003				
3	ANDRADE GONZALEZ Hernando	D	4	30 JAN 1995		3	3	18
9	SANCHEZ OSORIO Jose Alberto	D	4	22 FEB 1996	1		1	
11	RIOS AYALA Julian Andres	D	4	15 OCT 1996				
13	OVIEDO MEDINA Camilo Andres	D	4	10 MAR 1998	1		1	
19	GONZALEZ SARMIENTO Oscar Felipe	F	4	1 DEC 1997				6
26	RODRIGUEZ GONZALEZ Samuel David	D	4	26 OCT 2000	1	1	2	6
44	LITTFACK NEIRA Nicolas	F	4	7 JAN 1994				2
47	JIMENEZ VALENCIA Bryan Steven	F	4	21 FEB 2004	1		1	
73	LEON PARADA Julian Felipe	F	4	13 JUN 1996				2
89	BURGOS OCHOA John Esteban (C)	D	4	26 MAR 1994	1		1	4
91	GONZALEZ SARMIENTO Ruben Santiago	F	4	19 DEC 2001	2	2	4	2
93	MARQUEZ LEIVA Andres	F	4	18 AUG 1995				4
Team Total					7	6	13	44

COL		
PR	FRA	0-5
PR	CAN	1-5
PR	USA	1-9
CL5-8	SUI	5-4

Head Coach Julian Camilo CUERVO ROZO


CAN - Canada

No.	Name	Pos	MP	Date of Birth	Goals	Ass.	Pts	PIM
34	James TEED	GK	4	22 JUL 1997				
70	Lane HARTWELL	GK	4	24 DEC 2000				
5	James ISAACS	D	4	29 SEP 1989	1		1	
7	Bryan FOSTER	D	4	4 APR 2001				6
9	Cole SONSTELIE	F	4	17 NOV 1992	1	2	3	
13	Kyle SOPER	D	4	29 DEC 1997	3		3	4
27	Jonathon CREWLOW	F	4	16 NOV 1988				2
42	Adam ROSS	D	4	15 OCT 1986	1	2	3	2
47	Brendan BAUMGARTNER	D	4	7 APR 1989	1		1	
67	Michael HAMMOND	F	4	21 FEB 1990	4	2	6	
71	Christopher RAUCKMAN	F	4	7 DEC 1994				2
77	Dylan ABBAMONT	F	4	7 JUN 2001	2	3	5	2
88	VILIO Elijah	D	4	25 APR 1997		1	1	2
91	Thomas WOODS (C)	F	4	1 AUG 1988	2	2	4	2
Team Total					15	12	27	24

CAN		
PR	USA	3-8
PR	COL	5-1
PR	FRA	2-4
CL5-8	LAT	5-2

Head Coach GOMES NAVARRO Pablo (BRA)

Legend:	(C)	Ass.	CL	MP	No	PIM
Captain	Assists	Classification	Matches Played	Number	Penalty in Minutes	
Pos	PR	Pts	Points			
Playing Position	Preliminary Round					

Timing and Results provided by 





Game No: 18

Results

COL 1 vs 7 CAN
(0-3, 1-4)

Referees: PFEFFER Nils (GER)
SLAVIERO Michele (ITA)

COL - Colombia

No.	Name	Pos	Goals	Ass.	Pts	PIM
3	ANDRADE GONZALEZ Hernando	D	0			2
9	SANCHEZ OSORIO Jose Alberto	D	0			15
11	RIOS AYALA Julian Andres	D	0			
13	OVIEDO MEDINA Camilo Andres	D				
19	GONZALEZ SARMIENTO Oscar Felipe	F	0			
26	RODRIGUEZ GONZALEZ Samuel David	D	0	1	1	4
44	LITTFACK NEIRA Nicolas	F	0			
47	JIMENEZ VALENCIA Bryan Steven	F				
73	LEON PARADA Julian Felipe	F				
89	BURGOS OCHOA John Esteban (C)	D	0			
91	GONZALEZ SARMIENTO Ruben Santiago	F	1		1	
93	MARQUEZ LEIVA Andres	F				2
1	Daniel TORRES VANEGAS	GK				
22	CESPEDES PENUELA Juan Lucas	GK				
Totals			1	1	2	23
Head Coach		Julian Camilo CUERVO ROZO				

CAN - Canada

No.	Name	Pos	Goals	Ass.	Pts	PIM
5	James ISAACS	D		1	1	
7	Bryan FOSTER	D	0			
9	Cole SONSTELIE	F	1		1	
13	Kyle SOPER	D	0			17
27	Jonathon CREWLOW	F				
42	Adam ROSS	D	1	1	2	
47	Brendan BAUMGARTNER	D	0	1	1	
67	Michael HAMMOND	F	0	2	2	
71	Christopher RAUCKMAN	F	3		3	
77	Dylan ABBAMONT	F	1		1	
88	VILIO Elijah	D	0	1	1	
91	Thomas WOODS (C)	F	1		1	
34	James TEED	GK				
70	Lane HARTWELL	GK				
Totals			7	6	13	17
Head Coach		GOMES NAVARRO Pablo (BRA)				

Goalkeepers	Saves	%	Played Time
1 Daniel TORRES VANEGAS			
22 CESPEDES PENUELA Juan Lucas	20 / 27	74.07	40:00
Totals	20 / 27	74.07	40:00

Goalkeepers	Saves	%	Played Time
34 James TEED	13 / 14	92.86	40:00
70 Lane HARTWELL			
Totals	13 / 14	92.86	40:00

Time	Action	COL - Colombia	Score	CAN - Canada
1st Half				
20:00	GK	22 CESPEDES PENUELA J Goalkeeper		
20:00	GK			34 J TEED Goalkeeper
12:31	Goal		0 - 1	71 C RAUCKMAN Ass.:
7:47	Goal		0 - 2	77 D ABBAMONT Ass.: 88 VILIO E
4:46	Penalty	3 ANDRADE GONZALEZ H Minor (2min) - Holding		
3:46	Goal		0 - 3	91 T WOODS Ass.: 47 B BAUMGARTNER
2nd Half				
20:00	GK	22 CESPEDES PENUELA J Goalkeeper		
20:00	GK			34 J TEED Goalkeeper
16:13	Penalty	26 RODRIGUEZ GONZALEZ Minor (2min) - Tripping		
15:54	Goal		0 - 4	9 C SONSTELIE Ass.: 67 M HAMMOND
13:55	Goal		0 - 5	71 C RAUCKMAN Ass.: 5 J ISAACS
12:44	Penalty	93 MARQUEZ LEIVA A Minor (2min) - Interference		
11:29	Goal		0 - 6	42 A ROSS Ass.: 67 M HAMMOND
8:44	Penalty			13 K SOPER Minor (2min) - Boarding
3:33	Penalty	26 RODRIGUEZ GONZALEZ Minor (2min) - Slashing		
2:31	Goal		0 - 7	71 C RAUCKMAN Ass.: 42 A ROSS
0:51	Penalty			13 K SOPER Major (5min) - Fisticuffs
0:51	Penalty	9 SANCHEZ OSORIO JA Major (5min) - Fisticuffs		
0:51	Penalty			13 K SOPER Game Misconduct (10min)

Timing and Results provided by TISSOT




Game No: 18

Results

Time	Action	COL - Colombia		Score	CAN - Canada
0:51	Penalty	9	SANCHEZ OSORIO JA Game Misconduct (10min)		
0:01	Goal	91	GONZALEZ SARMIENTO Ass.: 26 RODRIGUEZ GONZALEZ	1 - 7	

Legend:	(C)	Ass.	Assists	MP	Matches Played	No.	Number	PIM	Penalty in Minutes	PS	Penalty Shot
Pos	Playing Position	Pts	Points								

Timing and Results provided by  TISSOT





Game No: 19

Start List

ITA vs FRA

Referees: VESELY Tomas (CZE)
TELESIO CARREON Tyler William (USA)

ITA - Italy

No.	Name	Pos	MP	Date of Birth	Goals	Ass.	Pts	PIM
39	FRIGO Michele	GK	4	28 JUN 1999				
49	FACCHINETTI Daniele	GK	4	27 MAR 1992				
5	CAMPULLA Lorenzo	D	4	17 NOV 2005				
6	CALORE Elia	F	4	29 DEC 2000	1		1	4
24	EDERLE Pietro	D	4	27 NOV 1998				4
25	BELLINI Andrea (C)	D	4	3 NOV 1995	1	2	3	2
26	VENDRAME Tobia	D	4	26 OCT 1998	4	3	7	4
46	CAMPULLA Francesco	D	4	26 SEP 2000				
51	ROSSETTO Matteo	D	4	9 SEP 1995				2
58	FRIGO Nicola	F	4	7 AUG 1995				2
71	PIETROBON Mattia	F	4	4 NOV 2005				2
81	ROSSETTO Alessandro	F	4	1 JUN 2005	1		1	
88	PACE Fabrizio	F	4	11 OCT 1995	1	3	4	2
97	DAL SASSO Davide	F	4	13 FEB 1997	2	1	3	2
Team Total					11	9	20	24

ITA		
PR	SUI	1-4
PR	LAT	7-2
PR	CZE	3-2
SF	USA	0-5

Head Coach RIGONI Luca


FRA - France

No.	Name	Pos	MP	Date of Birth	Goals	Ass.	Pts	PIM
10	Sebastien PASQUIER	GK	4	19 AUG 1998				
34	Damien LAFOURCADE	GK	4	13 APR 1992				
2	Enzo RENO	F	4	5 DEC 1998	2		2	4
3	Theo FAUCHERAND	D	4	16 JAN 2000				
4	BOUCHUT Baptiste	F	4	4 AUG 1994	2	1	3	2
5	Karl GABILLET (C)	F	4	30 MAY 1986	2	2	4	
9	Joan KERKHOVE	F	4	9 JUN 1998	1		1	4
19	Louis ALLO	F	4	10 SEP 2002	2		2	2
60	Valentin GONZALEZ	D	4	23 FEB 2000	2	1	3	4
63	Elliot MACHY	D	4	18 AUG 1992				
64	LADONNE Benoît	F	4	13 JUN 1987		3	3	2
70	LANGLOIS Maxime	D	4	7 JAN 1994	1	2	3	2
91	Lambert HAMON	D	4	10 APR 1992	1		1	2
92	Theo FONTANILLE	D	4	24 MAY 1992				
Team Total					13	9	22	22

FRA		
PR	COL	5-0
PR	USA	2-6
PR	CAN	4-2
SF	CZE	2-7

Head Coach TIJOU Geoffroy

Legend:	(C)	Ass.	CL	MP	No	PIM
Captain	Assists	Classification	Matches Played	Number	Penalty in Minutes	
Pos	PR	Pts	SF			
Playing Position	Preliminary Round	Points	Semifinal			

Timing and Results provided by 





Game No: 19

Results

ITA 2 vs 5 FRA (0-3, 2-2)

Referees: VESELY Tomas (CZE)
TELESIO CARREON Tyler William (USA)

ITA - Italy

No.	Name	Pos	Goals	Ass.	Pts	PIM
5	CAMPULLA Lorenzo	D				
6	CALORE Elia	F				
24	EDERLE Pietro	D	0			
25	BELLINI Andrea (C)	D	2		2	
26	VENDRAME Tobia	D	0	1	1	2
46	CAMPULLA Francesco	D	0			
51	ROSSETTO Matteo	D	0			
58	FRIGO Nicola	F				2
71	PIETROBON Mattia	F				
81	ROSSETTO Alessandro	F				
88	PACE Fabrizio	F	0	1	1	2
97	DAL SASSO Davide	F	0			
39	FRIGO Michele	GK				
49	FACCHINETTI Daniele	GK				
Totals			2	2	4	6
Head Coach		RIGONI Luca				

FRA - France

No.	Name	Pos	Goals	Ass.	Pts	PIM
2	Enzo RENOUE	F	0			2
3	Theo FAUCHERAND	D				
4	BOUCHUT Baptiste	F				
5	Karl GABILLET (C)	F	2	1	3	
9	Joan KERKHOVE	F	0			
19	Louis ALLO	F				2
60	Valentin GONZALEZ	D	1		1	2
63	Elliot MACHY	D	0			
64	LADONNE Benoit	F	1	1	2	
70	LANGLOIS Maxime	D	0			
91	Lambert HAMON	D	1		1	
92	Theo FONTANILLE	D	0	1	1	
10	Sebastien PASQUIER	GK				
34	Damien LAFOURCADE	GK				
Totals			5	3	8	6
Head Coach		TIJOU Geoffroy				

Goalkeepers	Saves	%	Played Time
39 FRIGO Michele	15 / 20	75.00	40:00
49 FACCHINETTI Daniele			
Totals	15 / 20	75.00	40:00

Goalkeepers	Saves	%	Played Time
10 Sebastien PASQUIER			
34 Damien LAFOURCADE	22 / 24	91.67	40:00
Totals	22 / 24	91.67	40:00

Time	Action	ITA - Italy	Score	FRA - France
1st Half				
20:00	GK	39 FRIGO M Goalkeeper		
20:00	GK			34 D LAFOURCADE Goalkeeper
16:54	Goal		0 - 1	5 K GABILLET Ass.:
16:15	Penalty	88 PACE F Minor (2min) - Roughing		
15:24	Goal		0 - 2	91 L HAMON Ass.: 64 LADONNE B
10:03	Goal		0 - 3	64 LADONNE B Ass.: 92 T FONTANILLE
6:52	Penalty			19 L ALLO Minor (2min) - Holding the Stick
2nd Half				
20:00	GK	39 FRIGO M Goalkeeper		
20:00	GK			34 D LAFOURCADE Goalkeeper
18:57	Penalty			60 V GONZALEZ Minor (2min) - Slashing
18:57	Penalty	26 VENDRAME T Minor (2min) - Slashing		
18:21	Penalty	58 FRIGO N Minor (2min) - Tripping		
15:17	Goal		0 - 4	60 V GONZALEZ Ass.: 5 K GABILLET
14:35	Penalty			2 E RENOUE Minor (2min) - Holding
11:17	Goal	25 BELLINI A Ass.: 88 PACE F	1 - 4	
8:10	Goal	25 BELLINI A Ass.: 26 VENDRAME T	2 - 4	
0:01	Goal		2 - 5	5 K GABILLET Ass.:

Timing and Results provided by  TISSOT






Game No: 19

Results

Legend:		Ass.	Assists	MP	Matches Played	No.	Number	PIM	Penalty in Minutes	PS	Penalty Shot
(C)	Captain	Pts	Points								
Pos	Playing Position										

Timing and Results provided by  TISSOT





Game No: 20

Start List

CZE vs USA

Referees: PFEFFER Nils (GER)
SLAVIERO Michele (ITA)

CZE - Czech Republic

No.	Name	Pos	MP	Date of Birth	Goals	Ass.	Pts	PIM
34	FRODL Dominik	GK	4	16 APR 1996				
41	BRABEC Daniel	GK	4	8 MAY 1993				
7	CHAMRAD Ales	D	4	4 JAN 1988				
12	ZBORIL Mikulas	D	4	30 MAY 1994		1	1	2
14	BERNAD Jakub	F	4	24 APR 1991	5	3	8	2
17	TUREK Stepan	D	4	23 APR 2001	1	1	2	
19	FLYNN Oscar	F	4	19 APR 1999	1	2	3	2
42	SEBEK Patrik	D	4	12 JUL 1983	4		4	2
66	KAFKA Petr (C)	F	4	2 OCT 1989	1	10	11	
71	FIALA Martin	F	4	26 DEC 1994	3	4	7	
73	RUBES Tomas	F	4	25 SEP 1992	2	1	3	
74	VYORAL Jan	D	4	9 MAY 1996	2	3	5	
78	LOSKOT Marek	F	4	25 JUL 1989	7	1	8	2
82	KUTAK Filip	D	4	21 JUL 1996	4		4	2
Team Total					30	26	56	12

CZE		
PR	LAT	5-1
PR	SUI	16-1
PR	ITA	2-3
SF	FRA	7-2

Head Coach Martin TVRNIK

USA - United States of America

No.	Name	Pos	MP	Date of Birth	Goals	Ass.	Pts	PIM
30	MACZYNSKI Michael	GK	4	4 OCT 1990				
33	Troy REDMANN	GK	4	20 MAY 1986				
4	Peter KAVAYA	D	4	16 JAN 1987		1	1	2
9	Travis NOE (C)	F	4	3 NOV 1989	5	2	7	2
10	Brandon HAWKINS	F	4	25 APR 1994	5	1	6	2
14	Nathan SIGMUND	D	4	3 JUL 1986	1	4	5	4
16	Tyler KRAFT	F	4	16 OCT 1995	5	3	8	
18	Joseph DIMARTINO	D	4	2 AUG 1999	1		1	2
55	DIMARTINO JR Peter	D	4	26 SEP 1995		3	3	2
57	Derrick BUNETT	D	4	26 MAR 1987		1	1	6
61	Garret ROSS	F	4	26 MAY 1992	4		4	4
91	Brett ONLINGER	D	4	2 DEC 1991	1	1	2	
93	William PASCALLI	F	4	21 MAR 1992	5	2	7	2
97	Jack COMBS	F	4	26 JAN 1988	1	1	2	
Team Total					28	19	47	26

USA		
PR	CAN	8-3
PR	FRA	6-2
PR	COL	9-1
SF	ITA	5-0

Head Coach MCMANUS Timothy Jacob

Legend:	(C)	Ass.	CL	MP	No	PIM
Captain	Assists	Classification	Matches Played	Number	Penalty in Minutes	
Pos	PR	Pts	SF			
Playing Position	Preliminary Round	Points	Semifinal			

Timing and Results provided by  TISSOT





Game No: 20

Results

CZE 1 vs 2 USA

(1-0, 0-1, 0-1)

Referees: PFEFFER Nils (GER)
SLAVIERO Michele (ITA)

CZE - Czech Republic

No.	Name	Pos	Goals	Ass.	Pts	PIM
7	CHAMRAD Ales	D	0			
12	ZBORIL Mikulas	D				2
14	BERNAD Jakub	F	0			
17	TUREK Stepan	D	0			
19	FLYNN Oscar	F	1		1	
42	SEBEK Patrik	D	0			
66	KAFKA Petr (C)	F	0			
71	FIALA Martin	F	0			
73	RUBES Tomas	F	0			
74	VYORAL Jan	D				
78	LOSKOT Marek	F	0			
82	KUTAK Filip	D	0			
34	FRODL Dominik	GK				
41	BRABEC Daniel	GK				
Totals			1		1	2
Head Coach		Martin TVRNIK				

USA - United States of America

No.	Name	Pos	Goals	Ass.	Pts	PIM
4	Peter KAVAYA	D	0			
9	Travis NOE (C)	F	0	1	1	
10	Brandon HAWKINS	F	0			
14	Nathan SIGMUND	D	1		1	
16	Tyler KRAFT	F	0			
18	Joseph DIMARTINO	D	0			
55	DIMARTINO JR Peter	D	0			
57	Derrick BUNETT	D				
61	Garret ROSS	F	0			
91	Brett ONLINGER	D	1		1	
93	William PASCALLI	F				
97	Jack COMBS	F	0			
30	MACZYNSKI Michael	GK				
33	Troy REDMANN	GK				
Totals			2	1	3	
Head Coach		MCMANUS Timothy Jacob				

Goalkeepers	Saves	%	Played Time
34 FRODL Dominik	29 / 31	93.55	50:00
41 BRABEC Daniel			
Totals	29 / 31	93.55	50:00

Goalkeepers	Saves	%	Played Time
30 MACZYNSKI Michael			
33 Troy REDMANN	20 / 21	95.24	50:00
Totals	20 / 21	95.24	50:00

Time	Action	CZE - Czech Republic		Score	USA - United States of America	
1st Half						
20:00	GK	34 FRODL	Goalkeeper			
20:00	GK				33 T REDMANN	Goalkeeper
2:17	Goal	19 FLYNN	Ass.:	1 - 0		
0:23	Penalty	12 ZBORIL	Minor (2min) - Interference			
2nd Half						
20:00	GK	34 FRODL	Goalkeeper			
20:00	GK				33 T REDMANN	Goalkeeper
3:58	Goal			1 - 1	91 B ONLINGER	Ass.:
Over Time						
10:00	GK	34 FRODL	Goalkeeper			
10:00	GK				33 T REDMANN	Goalkeeper
7:23	Goal			1 - 2	14 N SIGMUND	Ass.: 9 T NOE

Legend:	(C) Captain	Ass. Assists	MP Matches Played	No. Number	PIM Penalty in Minutes	PS Penalty Shot
	Pos Playing Position	Pts Points				

Timing and Results provided by 





Game No: 16

Start List

USA vs ITA

Referees: VESELY Tomas (CZE)
IRISH Gregory (CAN)

USA - United States of America

No.	Name	Pos	MP	Date of Birth	Goals	Ass.	Pts	PIM
30	MACZYNSKI Michael	GK	3	4 OCT 1990				
33	Troy REDMANN	GK	3	20 MAY 1986				
4	Peter KAVAYA	D	3	16 JAN 1987		1	1	2
9	Travis NOE (C)	F	3	3 NOV 1989	4	1	5	2
10	Brandon HAWKINS	F	3	25 APR 1994	3	1	4	2
14	Nathan SIGMUND	D	3	3 JUL 1986		4	4	4
16	Tyler KRAFT	F	3	16 OCT 1995	5	2	7	
18	Joseph DIMARTINO	D	3	2 AUG 1999	1		1	2
55	DIMARTINO JR Peter	D	3	26 SEP 1995		2	2	
57	Derrick BUNETT	D	3	26 MAR 1987		1	1	6
61	Garret ROSS	F	3	26 MAY 1992	3		3	2
91	Brett ONLINGER	D	3	2 DEC 1991	1	1	2	
93	William PASCALLI	F	3	21 MAR 1992	5	2	7	
97	Jack COMBS	F	3	26 JAN 1988	1	1	2	
Team Total					23	16	39	20

USA		
PR	CAN	8-3
PR	FRA	6-2
PR	COL	9-1

Head Coach MCMANUS Timothy Jacob


ITA - Italy

No.	Name	Pos	MP	Date of Birth	Goals	Ass.	Pts	PIM
39	FRIGO Michele	GK	3	28 JUN 1999				
49	FACCHINETTI Daniele	GK	3	27 MAR 1992				
5	CAMPULLA Lorenzo	D	3	17 NOV 2005				
6	CALORE Elia	F	3	29 DEC 2000	1		1	4
24	EDERLE Pietro	D	3	27 NOV 1998				4
25	BELLINI Andrea (C)	D	3	3 NOV 1995	1	2	3	2
26	VENDRAME Tobia	D	3	26 OCT 1998	4	3	7	2
46	CAMPULLA Francesco	D	3	26 SEP 2000				
51	ROSSETTO Matteo	D	3	9 SEP 1995				2
58	FRIGO Nicola	F	3	7 AUG 1995				2
71	PIETROBON Mattia	F	3	4 NOV 2005				2
81	ROSSETTO Alessandro	F	3	1 JUN 2005	1		1	
88	PACE Fabrizio	F	3	11 OCT 1995	1	3	4	2
97	DAL SASSO Davide	F	3	13 FEB 1997	2	1	3	
Team Total					11	9	20	20

ITA		
PR	SUI	1-4
PR	LAT	7-2
PR	CZE	3-2

Head Coach RIGONI Luca

Legend:	(C)	Ass.	CL	MP	No	PIM
Pos	Playing Position	PR	Pts	Classification Points	Matches Played	Penalty in Minutes

Timing and Results provided by 





Game No: 16

Results

USA 5 vs 0 ITA
(4-0, 1-0)

Referees: VESELY Tomas (CZE)
IRISH Gregory (CAN)

USA - United States of America

No.	Name	Pos	Goals	Ass.	Pts	PIM
4	Peter KAVAYA	D	0			
9	Travis NOE (C)	F	1	1	2	
10	Brandon HAWKINS	F	2		2	
14	Nathan SIGMUND	D	1		1	
16	Tyler KRAFT	F	0	1	1	
18	Joseph DIMARTINO	D	0			
55	DIMARTINO JR Peter	D		1	1	2
57	Derrick BUNETT	D				
61	Garret ROSS	F	1		1	2
91	Brett ONLINGER	D	0			
93	William PASCALLI	F	0			2
97	Jack COMBS	F	0			
30	MACZYNSKI Michael	GK				
33	Troy REDMANN	GK				
Totals			5	3	8	6
Head Coach		MCMANUS Timothy Jacob				


ITA - Italy

No.	Name	Pos	Goals	Ass.	Pts	PIM
5	CAMPULLA Lorenzo	D				
6	CALORE Elia	F				
24	EDERLE Pietro	D	0			
25	BELLINI Andrea (C)	D	0			
26	VENDRAME Tobia	D	0			2
46	CAMPULLA Francesco	D	0			
51	ROSSETTO Matteo	D				
58	FRIGO Nicola	F				
71	PIETROBON Mattia	F				
81	ROSSETTO Alessandro	F	0			
88	PACE Fabrizio	F	0			
97	DAL SASSO Davide	F				2
39	FRIGO Michele	GK				
49	FACCHINETTI Daniele	GK				
Totals			0			4
Head Coach		RIGONI Luca				

Goalkeepers	Saves	%	Played Time
30 MACZYNSKI Michael			
33 Troy REDMANN	11 / 11	100.00	40:00
Totals	11 / 11	100.00	40:00

Goalkeepers	Saves	%	Played Time
39 FRIGO Michele	14 / 18	77.78	25:45
49 FACCHINETTI Daniele	15 / 16	93.75	14:15
Totals	29 / 34	85.29	40:00

Time	Action	USA - United States of America		Score	ITA - Italy	
1st Half						
20:00	GK	33 T REDMANN	Goalkeeper			
20:00	GK				39 FRIGO M	Goalkeeper
14:10	Goal	61 G ROSS	Ass.: 55 DIMARTINO JR P	1 - 0		
13:46	Goal	9 T NOE	Ass.:	2 - 0		
12:47	Goal	10 B HAWKINS	Ass.: 16 T KRAFT	3 - 0		
12:28	Penalty	93 W PASCALLI	Minor (2min) - Tripping			
3:33	Penalty				26 VENDRAME T	Minor (2min) - Tripping
3:11	Penalty				97 DAL SASSO D	Minor (2min) - Boarding
2:24	Goal	14 N SIGMUND	Ass.: 9 T NOE	4 - 0		
2nd Half						
20:00	GK	33 T REDMANN	Goalkeeper			
20:00	GK				39 FRIGO M	Goalkeeper
14:15	GK				39 FRIGO M -Out	In 49 FACCHINETTI D
12:00	PS	14 N SIGMUND	Penalty Shot saved			
9:33	Penalty	55 DIMARTINO JR P	Minor (2min) - Roughing			
5:39	Goal	10 B HAWKINS	Ass.:	5 - 0		
0:37	Penalty	61 G ROSS	Minor (2min) - Tripping			

Timing and Results provided by  TISSOT






Game No: 16

Results

Legend:		Ass.	Assists	MP	Matches Played	No.	Number	PIM	Penalty in Minutes	PS	Penalty Shot
(C)	Captain	Pts	Points								
Pos	Playing Position										

Timing and Results provided by  TISSOT

IHRMTEAM5-----SFNL000200--_C73 5

Report Created MON 11 JUL 2022 16:13

Page 2 / 2





Game No: 15

Start List

CZE vs FRA

Referees: PFEFFER Nils (GER)
TELESIO CARREON Tyler William (USA)

CZE - Czech Republic

No.	Name	Pos	MP	Date of Birth	Goals	Ass.	Pts	PIM
34	FRODL Dominik	GK	3	16 APR 1996				
41	BRABEC Daniel	GK	3	8 MAY 1993				
7	CHAMRAD Ales	D	3	4 JAN 1988				
12	ZBORIL Mikulas	D	3	30 MAY 1994		1	1	
14	BERNAD Jakub	F	3	24 APR 1991	2	3	5	2
17	TUREK Stepan	D	3	23 APR 2001	1	1	2	
19	FLYNN Oscar	F	3	19 APR 1999	1	1	2	2
42	SEBEK Patrik	D	3	12 JUL 1983	3		3	2
66	KAFKA Petr (C)	F	3	2 OCT 1989	1	8	9	
71	FIALA Martin	F	3	26 DEC 1994	3	3	6	
73	RUBES Tomas	F	3	25 SEP 1992	2	1	3	
74	VYORAL Jan	D	3	9 MAY 1996	2	2	4	
78	LOSKOT Marek	F	3	25 JUL 1989	5	1	6	2
82	KUTAK Filip	D	3	21 JUL 1996	3		3	2
Team Total					23	21	44	10

CZE		
PR	LAT	5 - 1
PR	SUI	16 - 1
PR	ITA	2 - 3

Head Coach Martin TVRNIK


FRA - France

No.	Name	Pos	MP	Date of Birth	Goals	Ass.	Pts	PIM
10	Sebastien PASQUIER	GK	3	19 AUG 1998				
34	Damien LAFOURCADE	GK	3	13 APR 1992				
2	Enzo RENO	F	3	5 DEC 1998	2		2	4
3	Theo FAUCHERAND	D	3	16 JAN 2000				
4	BOUCHUT Baptiste	F	3	4 AUG 1994	2	1	3	2
5	Karl GABILLET (C)	F	3	30 MAY 1986	2	1	3	
9	Joan KERKHOVE	F	3	9 JUN 1998	1		1	2
19	Louis ALLO	F	3	10 SEP 2002	2		2	2
60	Valentin GONZALEZ	D	3	23 FEB 2000	1	1	2	2
63	Elliot MACHY	D	3	18 AUG 1992				
64	LADONNE Benoit	F	3	13 JUN 1987		3	3	2
70	LANGLOIS Maxime	D	3	7 JAN 1994		2	2	2
91	Lambert HAMON	D	3	10 APR 1992	1		1	
92	Theo FONTANILLE	D	3	24 MAY 1992				
Team Total					11	8	19	16

FRA		
PR	COL	5 - 0
PR	USA	2 - 6
PR	CAN	4 - 2

Head Coach TIJOU Geoffroy

Legend:	(C)	Ass.	CL	MP	No	PIM
Captain	Assists	Classification	Matches Played	Number	Penalty in Minutes	
Pos	PR	Pts	Points			
Playing Position	Preliminary Round					

Timing and Results provided by 





Game No: 15

Results

CZE 7 vs 2 FRA
(5-1, 2-1)

Referees: PFEFFER Nils (GER)
TELESIO CARREON Tyler William (USA)

CZE - Czech Republic

No.	Name	Pos	Goals	Ass.	Pts	PIM
7	CHAMRAD Ales	D				
12	ZBORIL Mikulas	D	0			2
14	BERNAD Jakub	F	3		3	
17	TUREK Stepan	D				
19	FLYNN Oscar	F	0	1	1	
42	SEBEK Patrik	D	1		1	
66	KAFKA Petr (C)	F	0	2	2	
71	FIALA Martin	F	0	1	1	
73	RUBES Tomas	F	0			
74	VYORAL Jan	D	0	1	1	
78	LOSKOT Marek	F	2		2	
82	KUTAK Filip	D	1		1	
34	FRODL Dominik	GK				
41	BRABEC Daniel	GK				
Totals			7	5	12	2
Head Coach		Martin TVRNIK				

FRA - France

No.	Name	Pos	Goals	Ass.	Pts	PIM
2	Enzo RENOUE	F	0			
3	Theo FAUCHERAND	D	0			
4	BOUCHUT Baptiste	F	0			
5	Karl GABILLET (C)	F	0	1	1	
9	Joan KERKHOVE	F	0			2
19	Louis ALLO	F				
60	Valentin GONZALEZ	D	1		1	2
63	Elliot MACHY	D				
64	LADONNE Benoit	F	0			
70	LANGLOIS Maxime	D	1		1	
91	Lambert HAMON	D	0			2
92	Theo FONTANILLE	D	0			
10	Sebastien PASQUIER	GK				
34	Damien LAFOURCADE	GK				
Totals			2	1	3	6
Head Coach		TIJOU Geoffroy				

Goalkeepers	Saves	%	Played Time
34 FRODL Dominik			
41 BRABEC Daniel	24 / 26	92.31	40:00
Totals	24 / 26	92.31	40:00

Goalkeepers	Saves	%	Played Time
10 Sebastien PASQUIER	8 / 10	80.00	20:00
34 Damien LAFOURCADE	13 / 18	72.22	20:00
Totals	21 / 28	75.00	40:00

Time	Action	CZE - Czech Republic	Score	FRA - France
1st Half				
20:00	GK	41 BRABEC D Goalkeeper		
20:00	GK			34 D LAFOURCADE Goalkeeper
15:42	Penalty			91 L HAMON Minor (2min) - Interference
15:25	Goal	78 LOSKOT M Ass.: 66 KAFKA P	1 - 0	
12:34	Penalty			60 V GONZALEZ Minor (2min) - Slashing
10:01	Goal		1 - 1	70 LANGLOIS M Ass.: 5 K GABILLET
9:42	Goal	14 BERNAD J Ass.:	2 - 1	
8:30	Goal	78 LOSKOT M Ass.: 19 FLYNN O	3 - 1	
6:45	Goal	14 BERNAD J Ass.: 71 FIALA M	4 - 1	
1:18	Goal	82 KUTAK F Ass.: 66 KAFKA P	5 - 1	
2nd Half				
20:00	GK	41 BRABEC D Goalkeeper		
20:00	GK			10 S PASQUIER Goalkeeper
17:34	Goal	14 BERNAD J Ass.: 74 VYORAL J	6 - 1	
15:22	Penalty			9 J KERKHOVE Minor (2min) - Cross-Checking
13:46	Goal		6 - 2	60 V GONZALEZ Ass.:
6:30	Penalty	12 ZBORIL M Minor (2min) - Interference		
1:28	Goal	42 SEBEK P Ass.:	7 - 2	

Timing and Results provided by  TISSOT






Game No: 15

Results

Legend:		Ass.	Assists	MP	Matches Played	No.	Number	PIM	Penalty in Minutes	PS	Penalty Shot
(C)	Captain	Pts	Points								
Pos	Playing Position										

Timing and Results provided by  TISSOT

IHRMTEAM5-----SFNL000100--_C73 4

Report Created MON 11 JUL 2022 17:51

Page 2 / 2





Game No: 14

Start List

SUI vs COL

Referees: SLAVIERO Michele (ITA)
IRISH Gregory (CAN)

SUI - Switzerland

No.	Name	Pos	MP	Date of Birth	Goals	Ass.	Pts	PIM
51	HUG Timothy James	GK	3	20 NOV 1991				
10	Noah HEINRICH	F	3	19 APR 2001	2		2	
16	Marco STEGER	F	3	7 AUG 1999		1	1	
24	SCHLAPPI Lukas Hans	F	3	7 MAR 1996	1	1	2	2
56	EISENEGGER Raphael	F	3	13 MAY 1990		1	1	4
63	Lukas KAMBER	D	3	29 MAY 1987				
66	REINMANN Robin	F	3	17 MAR 1995	4		4	
68	Andrin HERTA	D	3	28 NOV 1991				
71	Lukas DIETRICH (C)	D	3	30 AUG 1991		4	4	
75	ROHNER Sven	D	3	21 SEP 2000				2
87	Mattia di BIASE	D	3	3 MAY 1991	1		1	
98	Jules STURNY	F	3	16 JUN 1996	2		2	6
Team Total					10	7	17	18
Head Coach		FRIEDLI Michael Remo						

SUI		
PR	ITA	4 - 1
PR	CZE	1 - 16
PR	LAT	5 - 1

COL - Colombia

No.	Name	Pos	MP	Date of Birth	Goals	Ass.	Pts	PIM
1	Daniel TORRES VANEGAS	GK	3	16 JUN 1992				
22	CESPEDES PENUJELA Juan Lucas	GK	3	19 FEB 2003				
3	ANDRADE GONZALEZ Hernando	D	3	30 JAN 1995		1	1	16
9	SANCHEZ OSORIO Jose Alberto	D	3	22 FEB 1996				
11	RIOS AYALA Julian Andres	D	3	15 OCT 1996				
13	OVIDO MEDINA Camilo Andres	D	3	10 MAR 1998	1		1	
19	GONZALEZ SARMIENTO Oscar Felipe	F	3	1 DEC 1997				6
26	RODRIGUEZ GONZALEZ Samuel David	D	3	26 OCT 2000		1	1	4
44	LITTFACK NEIRA Nicolas	F	3	7 JAN 1994				2
47	JIMENEZ VALENCIA Bryan Steven	F	3	21 FEB 2004				
73	LEON PARADA Julian Felipe	F	3	13 JUN 1996				
89	BURGOS OCHOA John Esteban (C)	D	3	26 MAR 1994				4
91	GONZALEZ SARMIENTO Ruben Santiago	F	3	19 DEC 2001	1		1	2
93	MARQUEZ LEIVA Andres	F	3	18 AUG 1995				4
Team Total					2	2	4	38
Head Coach		Julian Camilo CUERVO ROZO						

COL		
PR	FRA	0 - 5
PR	CAN	1 - 5
PR	USA	1 - 9

Legend:	(C)	Ass.	CL	MP	No	PIM
Captain	Assists	Classification	Matches Played	Number	Penalty in Minutes	
Pos	PR	Pts	Points			
Playing Position	Preliminary Round					

Timing and Results provided by 





Game No: 14

Results

SUI 4 vs 5 COL
(2-2, 2-3)

Referees: SLAVIERO Michele (ITA)
IRISH Gregory (CAN)

SUI - Switzerland

No.	Name	Pos	Goals	Ass.	Pts	PIM
10	Noah HEINRICH	F	1		1	
16	Marco STEGER	F				
24	SCHLAPPI Lukas Hans	F	0			
56	EISENEGGER Raphael	F	1		1	2
63	Lukas KAMBER	D				2
66	REINMANN Robin	F	0			
68	Andrin HERTA	D				
71	Lukas DIETRICH (C)	D	1		1	
75	ROHNER Sven	D	0			
87	Mattia di BIASE	D	0	3	3	
98	Jules STURNY	F	1		1	4
51	HUG Timothy James	GK				
Totals			4	3	7	8
Head Coach		FRIEDLI Michael Remo				


COL - Colombia


No.	Name	Pos	Goals	Ass.	Pts	PIM
3	ANDRADE GONZALEZ Hernando	D	0	2	2	2
9	SANCHEZ OSORIO Jose Alberto	D	1		1	
11	RIOS AYALA Julian Andres	D				
13	OVIDO MEDINA Camilo Andres	D				
19	GONZALEZ SARMIENTO Oscar Felipe	F				
26	RODRIGUEZ GONZALEZ Samuel David	D	1		1	2
44	LITTFACK NEIRA Nicolas	F	0			
47	JIMENEZ VALENCIA Bryan Steven	F	1		1	
73	LEON PARADA Julian Felipe	F				2
89	BURGOS OCHOA John Esteban (C)	D	1		1	
91	GONZALEZ SARMIENTO Ruben Santiago	F	1	2	3	
93	MARQUEZ LEIVA Andres	F	0			
1	Daniel TORRES VANEGAS	GK				
22	CESPEDES PENUELA Juan Lucas	GK				
Totals			5	4	9	6
Head Coach		Julian Camilo CUERVO ROZO				

Goalkeepers	Saves	%	Played Time
51 HUG Timothy James	22 / 27	81.48	40:00
Totals	22 / 27	81.48	40:00

Goalkeepers	Saves	%	Played Time
1 Daniel TORRES VANEGAS	17 / 21	80.95	40:00
22 CESPEDES PENUELA Juan Lucas			
Totals	17 / 21	80.95	40:00

Time	Action	SUI - Switzerland	Score	COL - Colombia
1st Half				
20:00	GK	51 HUG TJ Goalkeeper		
20:00	GK			1 D TORRES VANEGAS Goalkeeper
14:54	Goal		0 - 1	47 JIMENEZ VALENCIA B Ass.:
13:27	Goal	56 EISENEGGER R Ass.:	1 - 1	
13:00	Penalty	98 J STURNY Minor (2min) - Tripping		
12:11	Penalty			26 RODRIGUEZ GONZALEZ Minor (2min) - Slashing
10:16	Goal	98 J STURNY Ass.: 87 M di BIASE	2 - 1	
6:28	Penalty	56 EISENEGGER R Minor (2min) - Tripping		
6:04	Goal		2 - 2	89 BURGOS OCHOA JE Ass.: 91 GONZALEZ SARMIENTO
5:40	Penalty			3 ANDRADE GONZALEZ H Minor (2min) - Roughing
1:05	Penalty	63 L KAMBER Minor (2min) - High Sticking		
2nd Half				
20:00	GK	51 HUG TJ Goalkeeper		
20:00	GK			1 D TORRES VANEGAS Goalkeeper
8:57	Penalty			73 LEON PARADA JF Minor (2min) - Interference
8:38	Goal	71 L DIETRICH Ass.: 87 M di BIASE	3 - 2	
5:21	Goal		3 - 3	91 GONZALEZ SARMIENTO Ass.: 3 ANDRADE GONZALEZ H
4:38	Goal	10 N HEINRICH Ass.: 87 M di BIASE	4 - 3	
0:46	Goal		4 - 4	9 SANCHEZ OSORIO JA Ass.: 91 GONZALEZ SARMIENTO
0:14	Goal		4 - 5	26 RODRIGUEZ GONZALEZ Ass.: 3 ANDRADE GONZALEZ H

Timing and Results provided by  TISSOT






Game No: 14

Results

Time	Action	SUI - Switzerland	Score	COL - Colombia
0:01	Penalty	98 J STURNY Minor (2min) - Cross-Checking		

Legend:	(C)	Ass.	Assists	MP	Matches Played	No.	Number	PIM	Penalty in Minutes	PS	Penalty Shot
Pos	Playing Position	Pts	Points								

Timing and Results provided by  TISSOT





Game No: 14

Start List

SUI vs COL

Referees: SLAVIERO Michele (ITA)
IRISH Gregory (CAN)

SUI - Switzerland

No.	Name	Pos	MP	Date of Birth	Goals	Ass.	Pts	PIM
51	HUG Timothy James	GK	3	20 NOV 1991				
10	Noah HEINRICH	F	3	19 APR 2001	2		2	
16	Marco STEGER	F	3	7 AUG 1999		1	1	
24	SCHLAPPI Lukas Hans	F	3	7 MAR 1996	1	1	2	2
56	EISENEGGER Raphael	F	3	13 MAY 1990		1	1	4
63	Lukas KAMBER	D	3	29 MAY 1987				
66	REINMANN Robin	F	3	17 MAR 1995	4		4	
68	Andrin HERTA	D	3	28 NOV 1991				
71	Lukas DIETRICH (C)	D	3	30 AUG 1991		4	4	
75	ROHNER Sven	D	3	21 SEP 2000				2
87	Mattia di BIASE	D	3	3 MAY 1991	1		1	
98	Jules STURNY	F	3	16 JUN 1996	2		2	6
Team Total					10	7	17	18

SUI		
PR	ITA	4 - 1
PR	CZE	1 - 16
PR	LAT	5 - 1

Head Coach FRIEDLI Michael Remo


COL - Colombia

No.	Name	Pos	MP	Date of Birth	Goals	Ass.	Pts	PIM
1	Daniel TORRES VANEGAS	GK	3	16 JUN 1992				
22	CESPEDES PENUJELA Juan Lucas	GK	3	19 FEB 2003				
3	ANDRADE GONZALEZ Hernando	D	3	30 JAN 1995		1	1	16
9	SANCHEZ OSORIO Jose Alberto	D	3	22 FEB 1996				
11	RIOS AYALA Julian Andres	D	3	15 OCT 1996				
13	OVIDO MEDINA Camilo Andres	D	3	10 MAR 1998	1		1	
19	GONZALEZ SARMIENTO Oscar Felipe	F	3	1 DEC 1997				6
26	RODRIGUEZ GONZALEZ Samuel David	D	3	26 OCT 2000		1	1	4
44	LITTFACK NEIRA Nicolas	F	3	7 JAN 1994				2
47	JIMENEZ VALENCIA Bryan Steven	F	3	21 FEB 2004				
73	LEON PARADA Julian Felipe	F	3	13 JUN 1996				
89	BURGOS OCHOA John Esteban (C)	D	3	26 MAR 1994				4
91	GONZALEZ SARMIENTO Ruben Santiago	F	3	19 DEC 2001	1		1	2
93	MARQUEZ LEIVA Andres	F	3	18 AUG 1995				4
Team Total					2	2	4	38

COL		
PR	FRA	0 - 5
PR	CAN	1 - 5
PR	USA	1 - 9

Head Coach Julian Camilo CUERVO ROZO

Legend:	(C)	Ass.	CL	MP	No	PIM
Captain	Assists	Classification	Matches Played	Number	Penalty in Minutes	
Pos	PR	Pts	Points			
Playing Position	Preliminary Round					

Timing and Results provided by 





Game No: 14

Results

SUI 4 vs 5 COL
(2-2, 2-3)

Referees: SLAVIERO Michele (ITA)
IRISH Gregory (CAN)

SUI - Switzerland

No.	Name	Pos	Goals	Ass.	Pts	PIM
10	Noah HEINRICH	F	1		1	
16	Marco STEGER	F				
24	SCHLAPPI Lukas Hans	F	0			
56	EISENEGGER Raphael	F	1		1	2
63	Lukas KAMBER	D				2
66	REINMANN Robin	F	0			
68	Andrin HERTA	D				
71	Lukas DIETRICH (C)	D	1		1	
75	ROHNER Sven	D	0			
87	Mattia di BIASE	D	0	3	3	
98	Jules STURNY	F	1		1	4
51	HUG Timothy James	GK				
Totals			4	3	7	8
Head Coach		FRIEDLI Michael Remo				

COL - Colombia

No.	Name	Pos	Goals	Ass.	Pts	PIM
3	ANDRADE GONZALEZ Hernando	D	0	2	2	2
9	SANCHEZ OSORIO Jose Alberto	D	1		1	
11	RIOS AYALA Julian Andres	D				
13	OVIDO MEDINA Camilo Andres	D				
19	GONZALEZ SARMIENTO Oscar Felipe	F				
26	RODRIGUEZ GONZALEZ Samuel David	D	1		1	2
44	LITTFACK NEIRA Nicolas	F	0			
47	JIMENEZ VALENCIA Bryan Steven	F	1		1	
73	LEON PARADA Julian Felipe	F				2
89	BURGOS OCHOA John Esteban (C)	D	1		1	
91	GONZALEZ SARMIENTO Ruben Santiago	F	1	2	3	
93	MARQUEZ LEIVA Andres	F	0			
1	Daniel TORRES VANEGAS	GK				
22	CESPEDES PENUELA Juan Lucas	GK				
Totals			5	4	9	6
Head Coach		Julian Camilo CUERVO ROZO				

Goalkeepers	Saves	%	Played Time
51 HUG Timothy James	22 / 27	81.48	40:00
Totals	22 / 27	81.48	40:00

Goalkeepers	Saves	%	Played Time
1 Daniel TORRES VANEGAS	17 / 21	80.95	40:00
22 CESPEDES PENUELA Juan Lucas			
Totals	17 / 21	80.95	40:00

Time	Action	SUI - Switzerland	Score	COL - Colombia
1st Half				
20:00	GK	51 HUG TJ Goalkeeper		
20:00	GK			1 D TORRES VANEGAS Goalkeeper
14:54	Goal		0 - 1	47 JIMENEZ VALENCIA B Ass.:
13:27	Goal	56 EISENEGGER R Ass.:	1 - 1	
13:00	Penalty	98 J STURNY Minor (2min) - Tripping		
12:11	Penalty			26 RODRIGUEZ GONZALEZ Minor (2min) - Slashing
10:16	Goal	98 J STURNY Ass.: 87 M di BIASE	2 - 1	
6:28	Penalty	56 EISENEGGER R Minor (2min) - Tripping		
6:04	Goal		2 - 2	89 BURGOS OCHOA JE Ass.: 91 GONZALEZ SARMIENTO
5:40	Penalty			3 ANDRADE GONZALEZ H Minor (2min) - Roughing
1:05	Penalty	63 L KAMBER Minor (2min) - High Sticking		
2nd Half				
20:00	GK	51 HUG TJ Goalkeeper		
20:00	GK			1 D TORRES VANEGAS Goalkeeper
8:57	Penalty			73 LEON PARADA JF Minor (2min) - Interference
8:38	Goal	71 L DIETRICH Ass.: 87 M di BIASE	3 - 2	
5:21	Goal		3 - 3	91 GONZALEZ SARMIENTO Ass.: 3 ANDRADE GONZALEZ H
4:38	Goal	10 N HEINRICH Ass.: 87 M di BIASE	4 - 3	
0:46	Goal		4 - 4	9 SANCHEZ OSORIO JA Ass.: 91 GONZALEZ SARMIENTO
0:14	Goal		4 - 5	26 RODRIGUEZ GONZALEZ Ass.: 3 ANDRADE GONZALEZ H

Timing and Results provided by TISSOT






Game No: 14

Results

Time	Action	SUI - Switzerland		Score	COL - Colombia
0:01	Penalty	98	J STURNY Minor (2min) - Cross-Checking		

Legend:											
(C)	Captain	Ass.	Assists	MP	Matches Played	No.	Number	PIM	Penalty in Minutes	PS	Penalty Shot
Pos	Playing Position	Pts	Points								

Timing and Results provided by  TISSOT





Game No: 2

Start List

ITA vs SUI

Referees: TELESIO CARREON Tyler William (USA)
VESELY Tomas (CZE)

ITA - Italy

No.	Name	Pos	MP	Date of Birth	Goals	Ass.	Pts	PIM
39	FRIGO Michele	GK		28 JUN 1999				
49	FACCHINETTI Daniele	GK		27 MAR 1992				
5	CAMPULLA Lorenzo	D		17 NOV 2005				
6	CALORE Elia	F		29 DEC 2000				
24	EDERLE Pietro	D		27 NOV 1998				
25	BELLINI Andrea (C)	D		3 NOV 1995				
26	VENDRAME Tobia	D		26 OCT 1998				
46	CAMPULLA Francesco	D		26 SEP 2000				
51	ROSSETTO Matteo	D		9 SEP 1995				
58	FRIGO Nicola	F		7 AUG 1995				
71	PIETROBON Mattia	F		4 NOV 2005				
81	ROSSETTO Alessandro	F		1 JUN 2005				
88	PACE Fabrizio	F		11 OCT 1995				
97	DAL SASSO Davide	F		13 FEB 1997				
				Team Total				
Head Coach		RIGONI Luca						

ITA		
PR	SUI	8 JUL 2022
PR	LAT	9 JUL 2022
PR	CZE	10 JUL 2022

SUI - Switzerland

No.	Name	Pos	MP	Date of Birth	Goals	Ass.	Pts	PIM
31	BRUNNER Silvan	GK		9 JAN 1998				
51	HUG Timothy James	GK		20 NOV 1991				
10	Noah HEINRICH	F		19 APR 2001				
16	Marco STEGER	F		7 AUG 1999				
22	MERCIER Jonathan	D		18 FEB 1986				
24	SCHLAPPI Lukas Hans	F		7 MAR 1996				
56	EISENEGGER Raphael	F		13 MAY 1990				
63	Lukas KAMBER	D		29 MAY 1987				
66	REINMANN Robin	F		17 MAR 1995				
68	Andrin HERTA	D		28 NOV 1991				
71	Lukas DIETRICH (C)	D		30 AUG 1991				
75	ROHNER Sven	D		21 SEP 2000				
87	Mattia di BIASE	D		3 MAY 1991				
98	Jules STURNY	F		16 JUN 1996				
				Team Total				
Head Coach		FRIEDLI Michael Remo						

SUI		
PR	ITA	8 JUL 2022
PR	CZE	9 JUL 2022
PR	LAT	10 JUL 2022

Legend:	(C)	Ass.	CL	MP	No	PIM
Captain	Assists	Classification	Matches Played	Number	Penalty in Minutes	
Pos	PR	Pts	Points			
Playing Position	Preliminary Round					

Timing and Results provided by  TISSOT





Game No: 2

Results

ITA 1 vs 4 SUI
(0-2, 1-2)

Referees: TELESIO CARREON Tyler William (USA)
VESELY Tomas (CZE)

ITA - Italy

No.	Name	Pos	Goals	Ass.	Pts	PIM
5	CAMPULLA Lorenzo	D	0			
6	CALORE Elia	F	0			
24	EDERLE Pietro	D				2
25	BELLINI Andrea (C)	D	0			
26	VENDRAME Tobia	D	1		1	2
46	CAMPULLA Francesco	D				
51	ROSSETTO Matteo	D	0			
58	FRIGO Nicola	F	0			
71	PIETROBON Mattia	F				
81	ROSSETTO Alessandro	F				
88	PACE Fabrizio	F	0			2
97	DAL SASSO Davide	F	0			
39	FRIGO Michele	GK				
49	FACCHINETTI Daniele	GK				
Totals			1		1	6
Head Coach		RIGONI Luca				

SUI - Switzerland

No.	Name	Pos	Goals	Ass.	Pts	PIM
10	Noah HEINRICH	F	1		1	
16	Marco STEGER	F		1	1	
22	MERCIER Jonathan	D	0			2
24	SCHLAPPI Lukas Hans	F	1		1	
56	EISENEGGER Raphael	F	0	1	1	
63	Lukas KAMBER	D				
66	REINMANN Robin	F	0			
68	Andrin HERTA	D				
71	Lukas DIETRICH (C)	D	0	1	1	
75	ROHNER Sven	D				
87	Mattia di BIASE	D	1		1	
98	Jules STURNY	F	1		1	
31	BRUNNER Silvan	GK				
51	HUG Timothy James	GK				
Totals			4	3	7	2
Head Coach		FRIEDLI Michael Remo				

Goalkeepers	Saves	%	Played Time
39 FRIGO Michele	26 / 30	86.67	40:00
49 FACCHINETTI Daniele			
Totals	26 / 30	86.67	40:00

Goalkeepers	Saves	%	Played Time
31 BRUNNER Silvan	18 / 19	94.74	40:00
51 HUG Timothy James			
Totals	18 / 19	94.74	40:00

Time	Action	ITA - Italy	Score	SUI - Switzerland
1st Half				
20:00	GK	39 FRIGO M Goalkeeper		31 BRUNNER S Goalkeeper
20:00	GK			
13:48	Penalty	24 EDERLE P Minor (2min) - Interference		
7:26	Goal		0 - 1	10 N HEINRICH Ass.:
2:18	Goal		0 - 2	98 J STURNY Ass.: 71 L DIETRICH
2nd Half				
20:00	GK	39 FRIGO M Goalkeeper		31 BRUNNER S Goalkeeper
20:00	GK			
19:48	Goal		0 - 3	24 SCHLAPPI LH Ass.: 16 M STEGER
11:32	Penalty	26 VENDRAME T Minor (2min) - Boarding		
11:07	Penalty			22 MERCIER J Minor (2min) - Interference
10:14	Penalty	88 PACE F Minor (2min) - Hooking		
7:15	Goal	26 VENDRAME T Ass.:	1 - 3	
1:30	Goal		1 - 4	87 M di BIASE Ass.: 56 EISENEGGER R

Legend:	(C)	Ass.	MP	No.	PIM	PS
Pos	Captain	Assists	Matches Played	Number	Penalty in Minutes	Penalty Shot
	Playing Position	Pts	Points			

Timing and Results provided by TISSOT





Game No: 3

Start List

CZE vs LAT

Referees: SLAVIERO Michele (ITA)
IRISH Gregory (CAN)

CZE - Czech Republic

No.	Name	Pos	MP	Date of Birth	Goals	Ass.	Pts	PIM
34	FRODL Dominik	GK		16 APR 1996				
41	BRABEC Daniel	GK		8 MAY 1993				
7	CHAMRAD Ales	D		4 JAN 1988				
12	ZBORIL Mikulas	D		30 MAY 1994				
14	BERNAD Jakub	F		24 APR 1991				
17	TUREK Stepan	D		23 APR 2001				
19	FLYNN Oscar	F		19 APR 1999				
42	SEBEK Patrik	D		12 JUL 1983				
66	KAFKA Petr (C)	F		2 OCT 1989				
71	FIALA Martin	F		26 DEC 1994				
73	RUBES Tomas	F		25 SEP 1992				
74	VYORAL Jan	D		9 MAY 1996				
78	LOSKOT Marek	F		25 JUL 1989				
82	KUTAK Filip	D		21 JUL 1996				
				Team Total				
Head Coach		Martin TVRNIK						

CZE		
PR	LAT	8 JUL 2022
PR	SUI	9 JUL 2022
PR	ITA	10 JUL 2022

LAT - Latvia

No.	Name	Pos	MP	Date of Birth	Goals	Ass.	Pts	PIM
1	TOMASS Ernests Valdemars	GK		22 DEC 2000				
31	KRUKLITIS Arturs Kristis	GK		11 DEC 2000				
8	BEGOVS Rustams	F		26 JUN 1993				
10	CIMERMANIS Viesturs	D		1 AUG 1988				
13	GRAUDS Jorens	F		28 JAN 1994				
14	BORMANIS Kristers	F		21 DEC 1996				
17	GOLUBOVICS Alberts	D		12 SEP 1994				
21	SALIJA Arturs	D		15 MAY 1992				
22	BAZEVICIS Kristaps	D		2 AUG 1994				
26	ZVIRBULIS Pauls	D		24 FEB 1993				
65	LIPSBERGS Kriss	D		3 APR 1993				
68	GALKINS Aleksandrs (C)	F		27 APR 1990				
77	BERZINS Niks	F		23 APR 1998				
92	BERZINS Aigars	F		1 NOV 1992				
				Team Total				
Head Coach		Artur BATRAKAS						

LAT		
PR	CZE	8 JUL 2022
PR	ITA	9 JUL 2022
PR	SUI	10 JUL 2022

Legend:	(C)	Ass.	CL	MP	No	PIM
Captain	Assists	Classification	Matches Played	Number	Penalty in Minutes	
Pos	PR	Pts	Points			
Playing Position	Preliminary Round					

Timing and Results provided by 





Game No: 3

Results

CZE 5 vs 1 LAT
(4-1, 1-0)

Referees: SLAVIERO Michele (ITA)
IRISH Gregory (CAN)

CZE - Czech Republic

No.	Name	Pos	Goals	Ass.	Pts	PIM
7	CHAMRAD Ales	D	0			
12	ZBORIL Mikulas	D	0			
14	BERNAD Jakub	F	0		2	
17	TUREK Stepan	D				
19	FLYNN Oscar	F	0		2	
42	SEBEK Patrik	D	1		1	
66	KAFKA Petr (C)	F	1	3	4	
71	FIALA Martin	F	0	1	1	
73	RUBES Tomas	F	0			
74	VYORAL Jan	D	1		1	
78	LOSKOT Marek	F	1	1	2	2
82	KUTAK Filip	D	1		1	2
34	FRODL Dominik	GK				
41	BRABEC Daniel	GK				
Totals			5	5	10	8
Head Coach		Martin TVRNIK				


LAT - Latvia

No.	Name	Pos	Goals	Ass.	Pts	PIM
8	BEGOVS Rustams	F		1	1	2
10	CIMERMANIS Viesturs	D	0			
13	GRAUDS Jorens	F				
14	BORMANIS Kristers	F				
17	GOLUBOVICS Alberts	D				2
21	SALIJA Arturs	D	0			
22	BAZEVICS Kristaps	D	1		1	
26	ZVIRBULIS Pauls	D				
65	LIPSBERGS Kriss	D				
68	GALKINS Aleksandrs (C)	F	0			
77	BERZINS Niks	F	0			
92	BERZINS Aigars	F	0			2
1	TOMASS Ernests Valdemars	GK				
31	KRUKLITIS Arturs Kristis	GK				
Totals			1	1	2	6
Head Coach		Artur BATRAKAS				

Goalkeepers	Saves	%	Played Time
34 FRODL Dominik	6 / 7	85.71	40:00
41 BRABEC Daniel			
Totals	6 / 7	85.71	40:00

Goalkeepers	Saves	%	Played Time
1 TOMASS Ernests Valdemars	18 / 19	94.74	20:00
31 KRUKLITIS Arturs Kristis	11 / 15	73.33	20:00
Totals	29 / 34	85.29	40:00

Time	Action	CZE - Czech Republic	Score	LAT - Latvia
1st Half				
20:00	GK	34 FRODL D Goalkeeper		
20:00	GK			31 KRUKLITIS AK Goalkeeper
19:23	Penalty	82 KUTAK F Minor (2min) - Tripping		
18:36	Goal		0 - 1	22 BAZEVIC K Ass.: 8 BEGOVS R
17:13	Goal	66 KAFKA P Ass.: 78 LOSKOT M	1 - 1	
13:14	Goal	82 KUTAK F Ass.: 66 KAFKA P	2 - 1	
4:18	Penalty			17 GOLUBOVICS A Minor (2min) - Hooking
4:05	Goal	42 SEBEK P Ass.: 66 KAFKA P	3 - 1	
2:38	Goal	78 LOSKOT M Ass.: 66 KAFKA P	4 - 1	
0:33	Penalty			92 BERZINS A Minor (2min) - Roughing
0:33	Penalty	19 FLYNN O Minor (2min) - Roughing		
2nd Half				
20:00	GK	34 FRODL D Goalkeeper		
20:00	GK			1 TOMASS EV Goalkeeper
11:28	Penalty	78 LOSKOT M Minor (2min) - Tripping		
10:23	Penalty	14 BERNAD J Minor (2min) - Holding		
7:43	Goal	74 VYORAL J Ass.: 71 FIALA M	5 - 1	
4:42	Penalty			8 BEGOVS R Minor (2min) - Tripping


Timing and Results provided by 



Game No: 3

Results

Legend:		Ass.	Assists	MP	Matches Played	No.	Number	PIM	Penalty in Minutes	PS	Penalty Shot
(C)	Captain	Pts	Points								
Pos	Playing Position										

Timing and Results provided by  TISSOT





Game No: 5

Start List

LAT vs ITA

Referees: PFEFFER Nils (GER)
TELESIO CARREON Tyler William (USA)

LAT - Latvia

No.	Name	Pos	MP	Date of Birth	Goals	Ass.	Pts	PIM
1	TOMASS Ernests Valdemars	GK	1	22 DEC 2000				
31	KRUKLITIS Arturs Kristis	GK	1	11 DEC 2000				
8	BEGOVS Rustams	F	1	26 JUN 1993		1	1	2
10	CIMERMANIS Viesturs	D	1	1 AUG 1988				
13	GRAUDS Jorens	F	1	28 JAN 1994				
14	BORMANIS Kristers	F	1	21 DEC 1996				
17	GOLUBOVICS Alberts	D	1	12 SEP 1994				2
21	SALIJA Arturs	D	1	15 MAY 1992				
22	BAZEVICS Kristaps	D	1	2 AUG 1994	1		1	
26	ZVIRBULIS Pauls	D	1	24 FEB 1993				
65	LIPSBERGS Kriss	D	1	3 APR 1993				
68	GALKINS Aleksandrs (C)	F	1	27 APR 1990				
77	BERZINS Niks	F	1	23 APR 1998				
92	BERZINS Aigars	F	1	1 NOV 1992				2
Team Total					1	1	2	6

LAT		
PR	CZE	1 - 5
PR	ITA	9 JUL 2022
PR	SUI	10 JUL 2022

Head Coach Artur BATRAKAS


ITA - Italy

No.	Name	Pos	MP	Date of Birth	Goals	Ass.	Pts	PIM
39	FRIGO Michele	GK	1	28 JUN 1999				
49	FACCHINETTI Daniele	GK	1	27 MAR 1992				
5	CAMPULLA Lorenzo	D	1	17 NOV 2005				
6	CALORE Elia	F	1	29 DEC 2000				
24	EDERLE Pietro	D	1	27 NOV 1998				2
25	BELLINI Andrea (C)	D	1	3 NOV 1995				
26	VENDRAME Tobia	D	1	26 OCT 1998	1		1	2
46	CAMPULLA Francesco	D	1	26 SEP 2000				
51	ROSSETTO Matteo	D	1	9 SEP 1995				
58	FRIGO Nicola	F	1	7 AUG 1995				
71	PIETROBON Mattia	F	1	4 NOV 2005				
81	ROSSETTO Alessandro	F	1	1 JUN 2005				
88	PACE Fabrizio	F	1	11 OCT 1995				2
97	DAL SASSO Davide	F	1	13 FEB 1997				
Team Total					1		1	6

ITA		
PR	SUI	1 - 4
PR	LAT	9 JUL 2022
PR	CZE	10 JUL 2022

Head Coach RIGONI Luca

Legend:	(C)	Ass.	CL	MP	No	PIM
Captain	Assists	Classification	Matches Played	Number	Penalty in Minutes	
Pos	PR	Pts	Points			
Playing Position	Preliminary Round					

Timing and Results provided by  TISSOT





Game No: 5

Results

LAT 2 vs 7 ITA (0-3, 2-4)

Referees: PFEFFER Nils (GER)
TELESIO CARREON Tyler William (USA)

LAT - Latvia

No.	Name	Pos	Goals	Ass.	Pts	PIM
8	BEGOVŠ Rustams	F	2		2	2
10	CIMERMANIS Viesturs	D	0			
13	GRAUDS Jorens	F				
14	BORMANIS Kristers	F	0			
17	GOLUBOVICS Alberts	D				
21	SALIJA Arturs	D	0	1	1	
22	BAZEVICS Kristaps	D	0			2
26	ZVIRBULIS Pauls	D				
65	LIPSBERGS Kriss	D				
68	GALKINS Aleksandrs (C)	F	0			34
77	BERZINS Niks	F	0			
92	BERZINS Aigars	F	0			2
1	TOMASS Ernests Valdemars	GK				
31	KRUKLITIS Arturs Kristis	GK				
Totals			2	1	3	40
Head Coach		Artur BATRAKAS				


ITA - Italy

No.	Name	Pos	Goals	Ass.	Pts	PIM
5	CAMPULLA Lorenzo	D	0			
6	CALORE Elia	F	1		1	2
24	EDERLE Pietro	D	0			2
25	BELLINI Andrea (C)	D	1		1	2
26	VENDRAME Tobia	D	2	2	4	
46	CAMPULLA Francesco	D	0			
51	ROSSETTO Matteo	D	0			2
58	FRIGO Nicola	F	0			2
71	PIETROBON Mattia	F				2
81	ROSSETTO Alessandro	F	1		1	
88	PACE Fabrizio	F	0	3	3	
97	DAL SASSO Davide	F	2	1	3	
39	FRIGO Michele	GK				
49	FACCHINETTI Daniele	GK				
Totals			7	6	13	12
Head Coach		RIGONI Luca				

Goalkeepers	Saves	%	Played Time
1 TOMASS Ernests Valdemars	11 / 17	64.71	26:16
31 KRUKLITIS Arturs Kristis	7 / 8	87.50	13:44
Totals	18 / 25	72.00	40:00

Goalkeepers	Saves	%	Played Time
39 FRIGO Michele	8 / 8	100.00	26:16
49 FACCHINETTI Daniele	8 / 10	80.00	13:44
Totals	16 / 18	88.89	40:00

Time	Action	LAT - Latvia	Score	ITA - Italy
1st Half				
20:00	GK	1 TOMASS EV Goalkeeper		
20:00	GK			39 FRIGO M Goalkeeper
16:05	Goal		0 - 1	6 CALORE E Ass.: 26 VENDRAME T
14:18	Goal		0 - 2	97 DAL SASSO D Ass.: 26 VENDRAME T
7:45	Penalty	92 BERZINS A Minor (2min) - Holding		
7:27	Goal		0 - 3	25 BELLINI A Ass.: 88 PACE F
3:24	Penalty			58 FRIGO N Minor (2min) - Roughing
3:24	Penalty	8 BEGOVS R Minor (2min) - Roughing		
0:24	Penalty			71 PIETROBON M Minor (2min) - Hooking
2nd Half				
20:00	GK	1 TOMASS EV Goalkeeper		
20:00	GK			39 FRIGO M Goalkeeper
16:50	Penalty	22 BAZEVIKS K Minor (2min) - Elbowing		
16:31	Goal		0 - 4	97 DAL SASSO D Ass.: 88 PACE F
15:39	Goal		0 - 5	81 ROSSETTO A Ass.:
15:07	Penalty			24 EDERLE P Minor (2min) - Roughing
15:07	Penalty	68 GALKINS A Misconduct (10min)		
15:07	Penalty	68 GALKINS A Double Minor (2+2) - Roughing/Boarding		
15:07	Penalty	68 GALKINS A Misconduct (10min)		
15:07	Penalty	68 GALKINS A Game Misconduct (10min)		

Timing and Results provided by 



Game No: 5

Results

Time	Action	LAT - Latvia		Score	ITA - Italy	
13:44	Goal			0 - 6	26 VENDRAME T	Ass.: 88 PACE F
13:44	GK	1 TOMASS EV -Out	In 31 KRUKLITIS AK			
13:44	GK				39 FRIGO M -Out	In 49 FACCHINETTI D
11:41	Penalty				25 BELLINI A	Minor (2min) - Slashing
10:24	Goal			0 - 7	26 VENDRAME T	Ass.: 97 DAL SASSO D
9:30	Penalty				6 CALORE E	Minor (2min) - Roughing
8:47	Goal	8 BEGOVS R	Ass.: 21 SALIJA A	1 - 7		
4:50	Goal	8 BEGOVS R	Ass.:	2 - 7		
2:45	Penalty				51 ROSSETTO M	Minor (2min) - Hooking

Legend:	(C)	Ass.	Assists	MP	Matches Played	No.	Number	PIM	Penalty in Minutes	PS	Penalty Shot
Pos	Playing Position	Pts	Points								

Timing and Results provided by  TISSOT





Game No: 7

Start List

SUI vs CZE

Referees: PFEFFER Nils (GER)
IRISH Gregory (CAN)

SUI - Switzerland

No.	Name	Pos	MP	Date of Birth	Goals	Ass.	Pts	PIM
31	BRUNNER Silvan	GK	1	9 JAN 1998				
51	HUG Timothy James	GK	1	20 NOV 1991				
10	Noah HEINRICH	F	1	19 APR 2001	1		1	
16	Marco STEGER	F	1	7 AUG 1999		1	1	
22	MERCIER Jonathan	D	1	18 FEB 1986				2
24	SCHLAPPI Lukas Hans	F	1	7 MAR 1996	1		1	
56	EISENEGGER Raphael	F	1	13 MAY 1990		1	1	
63	Lukas KAMBER	D	1	29 MAY 1987				
66	REINMANN Robin	F	1	17 MAR 1995				
68	Andrin HERTA	D	1	28 NOV 1991				
71	Lukas DIETRICH (C)	D	1	30 AUG 1991		1	1	
75	ROHNER Sven	D	1	21 SEP 2000				
87	Mattia di BIASE	D	1	3 MAY 1991	1		1	
98	Jules STURNY	F	1	16 JUN 1996	1		1	
Team Total					4	3	7	2

SUI		
PR	ITA	4 - 1
PR	CZE	9 JUL 2022
PR	LAT	10 JUL 2022

Head Coach FRIEDLI Michael Remo


CZE - Czech Republic

No.	Name	Pos	MP	Date of Birth	Goals	Ass.	Pts	PIM
34	FRODL Dominik	GK	1	16 APR 1996				
41	BRABEC Daniel	GK	1	8 MAY 1993				
7	CHAMRAD Ales	D	1	4 JAN 1988				
12	ZBORIL Mikulas	D	1	30 MAY 1994				
14	BERNAD Jakub	F	1	24 APR 1991				2
17	TUREK Stepan	D	1	23 APR 2001				
19	FLYNN Oscar	F	1	19 APR 1999				2
42	SEBEK Patrik	D	1	12 JUL 1983	1		1	
66	KAFKA Petr (C)	F	1	2 OCT 1989	1	3	4	
71	FIALA Martin	F	1	26 DEC 1994		1	1	
73	RUBES Tomas	F	1	25 SEP 1992				
74	VYORAL Jan	D	1	9 MAY 1996	1		1	
78	LOSKOT Marek	F	1	25 JUL 1989	1	1	2	2
82	KUTAK Filip	D	1	21 JUL 1996	1		1	2
Team Total					5	5	10	8

CZE		
PR	LAT	5 - 1
PR	SUI	9 JUL 2022
PR	ITA	10 JUL 2022

Head Coach Martin TVRNIK

Legend:	(C)	Ass.	CL	MP	No	PIM
Captain	Assists	Classification	Matches Played	Number	Penalty in Minutes	
Pos	PR	Pts	Points			
Playing Position	Preliminary Round					

Timing and Results provided by 





Game No: 7

Results

SUI 1 vs 16 CZE
(1-10, 0-6)

Referees: PFEFFER Nils (GER)
IRISH Gregory (CAN)

SUI - Switzerland

No.	Name	Pos	Goals	Ass.	Pts	PIM
10	Noah HEINRICH	F	0			
16	Marco STEGER	F	0			
22	MERCIER Jonathan	D	0			
24	SCHLAPPI Lukas Hans	F	0			
56	EISENEGGER Raphael	F	0			2
63	Lukas KAMBER	D				
66	REINMANN Robin	F	1		1	
68	Andrin HERTA	D				
71	Lukas DIETRICH (C)	D				
75	ROHNER Sven	D	0			
87	Mattia di BIASE	D	0			
98	Jules STURNY	F	0			4
31	BRUNNER Silvan	GK				
51	HUG Timothy James	GK				
Totals			1		1	6
Head Coach		FRIEDLI Michael Remo				


CZE - Czech Republic

No.	Name	Pos	Goals	Ass.	Pts	PIM
7	CHAMRAD Ales	D	0			
12	ZBORIL Mikulas	D	0	1	1	
14	BERNAD Jakub	F	1	3	4	
17	TUREK Stepan	D	1	1	2	
19	FLYNN Oscar	F	1	1	2	
42	SEBEK Patrik	D	2		2	
66	KAFKA Petr (C)	F	0	3	3	
71	FIALA Martin	F	3	2	5	
73	RUBES Tomas	F	2	1	3	
74	VYORAL Jan	D	1	2	3	
78	LOSKOT Marek	F	3		3	
82	KUTAK Filip	D	2		2	
34	FRODL Dominik	GK				
41	BRABEC Daniel	GK				
Totals			16	14	30	
Head Coach		Martin TVRNIK				

Goalkeepers	Saves	%	Played Time
31 BRUNNER Silvan			
51 HUG Timothy James	26 / 42	61.90	40:00
Totals	26 / 42	61.90	40:00

Goalkeepers	Saves	%	Played Time
34 FRODL Dominik			
41 BRABEC Daniel	17 / 18	94.44	40:00
Totals	17 / 18	94.44	40:00

Time	Action	SUI - Switzerland	Score	CZE - Czech Republic
1st Half				
20:00	GK	51 HUG TJ Goalkeeper		
20:00	GK			41 BRABEC D Goalkeeper
18:43	Goal	66 REINMANN R Ass.:	1 - 0	
17:28	Goal		1 - 1	73 RUBES T Ass.: 14 BERNAD J
15:58	Goal		1 - 2	82 KUTAK F Ass.: 66 KAFKA P
15:42	Goal		1 - 3	78 LOSKOT M Ass.: 12 ZBORIL M
10:30	Goal		1 - 4	71 FIALA M Ass.: 19 FLYNN O
10:23	Penalty	56 EISENEGGER R Minor (2min) - Boarding		
8:28	Goal		1 - 5	73 RUBES T Ass.: 71 FIALA M
8:22	Goal		1 - 6	19 FLYNN O Ass.:
8:02	Penalty	98 J STURNY Minor (2min) - Hooking		
7:13	Goal		1 - 7	42 SEBEK P Ass.: 14 BERNAD J
3:30	Penalty	98 J STURNY Minor (2min) - Slashing		
3:16	Goal		1 - 8	78 LOSKOT M Ass.: 14 BERNAD J
1:43	Goal		1 - 9	78 LOSKOT M Ass.: 66 KAFKA P
0:30	Goal		1 - 10	14 BERNAD J Ass.:
2nd Half				
20:00	GK	51 HUG TJ Goalkeeper		
20:00	GK			41 BRABEC D Goalkeeper
15:04	Goal		1 - 11	82 KUTAK F Ass.: 66 KAFKA P

Timing and Results provided by 




Game No: 7

Results

Time	Action	SUI - Switzerland	Score	CZE - Czech Republic
13:15	Goal		1 - 12	17 TUREK S Ass.: 17 TUREK S
12:17	Goal		1 - 13	71 FIALA M Ass.: 74 VYORAL J
3:55	Goal		1 - 14	74 VYORAL J Ass.: 71 FIALA M
1:48	Goal		1 - 15	42 SEBEK P Ass.: 73 RUBES T
0:18	Goal		1 - 16	71 FIALA M Ass.: 74 VYORAL J

Legend:	(C)	Ass.	Assists	MP	Matches Played	No.	Number	PIM	Penalty in Minutes	PS	Penalty Shot
Pos	Captain	Pts	Points								

Timing and Results provided by 





Game No: 10

Start List

SUI vs LAT

Referees: VESELY Tomas (CZE)
SLAVIERO Michele (ITA)

SUI - Switzerland

No.	Name	Pos	MP	Date of Birth	Goals	Ass.	Pts	PIM
51	HUG Timothy James	GK	2	20 NOV 1991				
10	Noah HEINRICH	F	2	19 APR 2001	1		1	
16	Marco STEGER	F	2	7 AUG 1999		1	1	
22	MERCIER Jonathan	D	2	18 FEB 1986				2
24	SCHLAPPI Lukas Hans	F	2	7 MAR 1996	1		1	
56	EISENEGGER Raphael	F	2	13 MAY 1990		1	1	2
63	Lukas KAMBER	D	2	29 MAY 1987				
66	REINMANN Robin	F	2	17 MAR 1995	1		1	
71	Lukas DIETRICH (C)	D	2	30 AUG 1991		1	1	
75	ROHNER Sven	D	2	21 SEP 2000				
87	Mattia di BIASE	D	2	3 MAY 1991	1		1	
98	Jules STURNY	F	2	16 JUN 1996	1		1	4
68	Andrin HERTA	D	2	28 NOV 1991				
Team Total					5	3	8	8

SUI		
PR	ITA	4 - 1
PR	CZE	1 - 16
PR	LAT	10 JUL 2022

Head Coach FRIEDLI Michael Remo

LAT - Latvia

No.	Name	Pos	MP	Date of Birth	Goals	Ass.	Pts	PIM
1	TOMASS Ernests Valdemars	GK	2	22 DEC 2000				
31	KRUKLITIS Arturs Kristis	GK	2	11 DEC 2000				
8	BEGOVŠ Rustams	F	2	26 JUN 1993	2	1	3	4
10	CIMERMANIS Viesturs	D	2	1 AUG 1988				
13	GRAUDS Jorens	F	2	28 JAN 1994				
14	BORMANIS Kristers	F	2	21 DEC 1996				
17	GOLUBOVICS Alberts	D	2	12 SEP 1994				2
21	SALIJA Arturs	D	2	15 MAY 1992		1	1	
22	BAZEVICS Kristaps	D	2	2 AUG 1994	1		1	2
26	ZVIRBULIS Pauls	D	2	24 FEB 1993				
65	LIPSBERGS Kriss	D	2	3 APR 1993				
77	BERZINS Niks	F	2	23 APR 1998				
92	BERZINS Aigars	F	2	1 NOV 1992				4
Team Total					3	2	5	46

LAT		
PR	CZE	1 - 5
PR	ITA	2 - 7
PR	SUI	10 JUL 2022

Head Coach Artur BATRAKAS

Legend:	(C) Captain	Ass. Assists	CL Classification	MP Matches Played	No Number	PIM Penalty in Minutes
	Pos Playing Position	PR Preliminary Round	Pts Points			

Player 68- Latvia suspended due to misconduct

Timing and Results provided by 





Game No: 10

Results

SUI 5 vs 1 LAT
(1-0, 4-1)

Referees: VESELY Tomas (CZE)
SLAVIERO Michele (ITA)

SUI - Switzerland

No.	Name	Pos	Goals	Ass.	Pts	PIM
10	Noah HEINRICH	F	1		1	
16	Marco STEGER	F	0			
22	MERCIER Jonathan	D				2
24	SCHLAPPI Lukas Hans	F	0	1	1	2
56	EISENEGGER Raphael	F	0			2
63	Lukas KAMBER	D				
66	REINMANN Robin	F	3		3	
68	Andrin HERTA	D				
71	Lukas DIETRICH (C)	D	0	3	3	
75	ROHNER Sven	D				2
87	Mattia di BIASE	D				
98	Jules STURNY	F	1		1	2
51	HUG Timothy James	GK				
Totals			5	4	9	10
Head Coach		FRIEDLI Michael Remo				


LAT - Latvia

No.	Name	Pos	Goals	Ass.	Pts	PIM
8	BEGOVS Rustams	F	0			
10	CIMERMANIS Viesturs	D				2
13	GRAUDS Jorens	F				2
14	BORMANIS Kristers	F	0			
17	GOLUBOVICS Alberts	D				
21	SALIJA Arturs	D	1		1	
22	BAZEVICS Kristaps	D	0			
26	ZVIRBULIS Pauls	D	0			
65	LIPSBERGS Kriss	D	0			
77	BERZINS Niks	F				2
92	BERZINS Aigars	F	0			
1	TOMASS Ernests Valdemars	GK				
31	KRUKLITIS Arturs Kristis	GK				
Totals			1		1	6
Head Coach		Artur BATRAKAS				

Goalkeepers	Saves	%	Played Time
51 HUG Timothy James	26 / 27	96.30	40:00
Totals	26 / 27	96.30	40:00

Goalkeepers	Saves	%	Played Time
1 TOMASS Ernests Valdemars	17 / 22	77.27	40:00
31 KRUKLITIS Arturs Kristis			
Totals	17 / 22	77.27	40:00

Time	Action	SUI - Switzerland	Score	LAT - Latvia
1st Half				
20:00	GK	51 HUG TJ Goalkeeper		
20:00	GK			1 TOMASS EV Goalkeeper
16:08	Goal	98 J STURNY Ass.: 71 L DIETRICH	1 - 0	
12:28	Penalty	98 J STURNY Minor (2min) - Cross-Checking		
2nd Half				
20:00	GK	51 HUG TJ Goalkeeper		
20:00	GK			1 TOMASS EV Goalkeeper
18:55	Goal	66 REINMANN R Ass.: 71 L DIETRICH	2 - 0	
17:05	Penalty			77 BERZINS N Minor (2min) - Holding
14:28	Penalty	24 SCHLAPPI LH Minor (2min) - Roughing		
13:27	Goal		2 - 1	21 SALIJA A Ass.:
10:07	Penalty	75 ROHNER S Minor (2min) - Hooking		
9:20	Penalty			10 CIMERMANIS V Minor (2min) - Tripping
7:44	Goal	66 REINMANN R Ass.: 71 L DIETRICH	3 - 1	
3:24	Penalty	22 MERCIER J Minor (2min) - Cross-Checking		
2:40	Penalty			13 GRAUDS J Minor (2min) - Boarding
2:05	Goal	66 REINMANN R Ass.:	4 - 1	
1:38	Goal	10 N HEINRICH Ass.: 24 SCHLAPPI LH	5 - 1	
0:48	Penalty	56 EISENEGGER R Minor (2min) - Tripping		


Timing and Results provided by 



Game No: 10

Results

Legend:		Ass.	Assists	MP	Matches Played	No.	Number	PIM	Penalty in Minutes	PS	Penalty Shot
(C)	Captain	Pts	Points								
Pos	Playing Position										

Timing and Results provided by  TISSOT





Game No: 11

Start List

CZE vs ITA

Referees: TELESIO CARREON Tyler William (USA)
PFEFFER Nils (GER)

CZE - Czech Republic

No.	Name	Pos	MP	Date of Birth	Goals	Ass.	Pts	PIM
34	FRODL Dominik	GK	2	16 APR 1996				
41	BRABEC Daniel	GK	2	8 MAY 1993				
7	CHAMRAD Ales	D	2	4 JAN 1988				
12	ZBORIL Mikulas	D	2	30 MAY 1994		1	1	
14	BERNAD Jakub	F	2	24 APR 1991	1	3	4	2
17	TUREK Stepan	D	2	23 APR 2001	1	1	2	
19	FLYNN Oscar	F	2	19 APR 1999	1	1	2	2
42	SEBEK Patrik	D	2	12 JUL 1983	3		3	
66	KAFKA Petr (C)	F	2	2 OCT 1989	1	6	7	
71	FIALA Martin	F	2	26 DEC 1994	3	3	6	
73	RUBES Tomas	F	2	25 SEP 1992	2	1	3	
74	VYORAL Jan	D	2	9 MAY 1996	2	2	4	
78	LOSKOT Marek	F	2	25 JUL 1989	4	1	5	2
82	KUTAK Filip	D	2	21 JUL 1996	3		3	2
Team Total					21	19	40	8

CZE		
PR	LAT	5 - 1
PR	SUI	16 - 1
PR	ITA	10 JUL 2022

Head Coach Martin TVRNIK


ITA - Italy

No.	Name	Pos	MP	Date of Birth	Goals	Ass.	Pts	PIM
39	FRIGO Michele	GK	2	28 JUN 1999				
49	FACCHINETTI Daniele	GK	2	27 MAR 1992				
5	CAMPULLA Lorenzo	D	2	17 NOV 2005				
6	CALORE Elia	F	2	29 DEC 2000	1		1	2
24	EDERLE Pietro	D	2	27 NOV 1998				4
25	BELLINI Andrea (C)	D	2	3 NOV 1995	1		1	2
26	VENDRAME Tobia	D	2	26 OCT 1998	3	2	5	2
46	CAMPULLA Francesco	D	2	26 SEP 2000				
51	ROSSETTO Matteo	D	2	9 SEP 1995				2
58	FRIGO Nicola	F	2	7 AUG 1995				2
71	PIETROBON Mattia	F	2	4 NOV 2005				2
81	ROSSETTO Alessandro	F	2	1 JUN 2005	1		1	
88	PACE Fabrizio	F	2	11 OCT 1995		3	3	2
97	DAL SASSO Davide	F	2	13 FEB 1997	2	1	3	
Team Total					8	6	14	18

ITA		
PR	SUI	1 - 4
PR	LAT	7 - 2
PR	CZE	10 JUL 2022

Head Coach RIGONI Luca

Legend:	(C)	Ass.	CL	MP	No	PIM
Captain	Assists	Classification	Matches Played	Number	Penalty in Minutes	
Pos	PR	Pts	Points			
Playing Position	Preliminary Round					

Timing and Results provided by 





Game No: 11

Results

CZE 2 vs 3 ITA (1-1, 1-2)

Referees: TELESIO CARREON Tyler William (USA)
PFEFFER Nils (GER)

CZE - Czech Republic

No.	Name	Pos	Goals	Ass.	Pts	PIM
7	CHAMRAD Ales	D	0			
12	ZBORIL Mikulas	D				
14	BERNAD Jakub	F	1		1	
17	TUREK Stepan	D				
19	FLYNN Oscar	F	0			
42	SEBEK Patrik	D	0			2
66	KAFKA Petr (C)	F	0	2	2	
71	FIALA Martin	F	0			
73	RUBES Tomas	F				
74	VYORAL Jan	D	0			
78	LOSKOT Marek	F	1		1	
82	KUTAK Filip	D	0			
34	FRODL Dominik	GK				
41	BRABEC Daniel	GK				
Totals			2	2	4	2
Head Coach		Martin TVRNIK				

ITA - Italy

No.	Name	Pos	Goals	Ass.	Pts	PIM
5	CAMPULLA Lorenzo	D	0			
6	CALORE Elia	F	0			2
24	EDERLE Pietro	D				
25	BELLINI Andrea (C)	D	0	2	2	
26	VENDRAME Tobia	D	1	1	2	
46	CAMPULLA Francesco	D	0			
51	ROSSETTO Matteo	D				
58	FRIGO Nicola	F				
71	PIETROBON Mattia	F				
81	ROSSETTO Alessandro	F				
88	PACE Fabrizio	F	1		1	
97	DAL SASSO Davide	F	0			
39	FRIGO Michele	GK				
49	FACCHINETTI Daniele	GK				
Totals			3	3	6	2
Head Coach		RIGONI Luca				

Goalkeepers	Saves	%	Played Time
34 FRODL Dominik	14 / 17	82.35	40:00
41 BRABEC Daniel			
Totals	14 / 17	82.35	40:00

Goalkeepers	Saves	%	Played Time
39 FRIGO Michele	13 / 15	86.67	40:00
49 FACCHINETTI Daniele			
Totals	13 / 15	86.67	40:00

Time	Action	CZE - Czech Republic	Score	ITA - Italy
1st Half				
20:00	GK	34 FRODL D Goalkeeper		
20:00	GK			39 FRIGO M Goalkeeper
18:36	Goal		0 - 1	79 Ass.: 26 VENDRAME T
7:30	Goal	14 BERNAD J Ass.: 66 KAFKA P	1 - 1	
2nd Half				
20:00	GK	34 FRODL D Goalkeeper		
20:00	GK			39 FRIGO M Goalkeeper
12:49	Goal		1 - 2	88 PACE F Ass.: 25 BELLINI A
11:16	Penalty			6 CALORE E Minor (2min) - Hooking
10:43	Goal	78 LOSKOT M Ass.: 66 KAFKA P	2 - 2	
5:07	Penalty	42 SEBEK P Minor (2min) - Roughing		
3:42	Goal		2 - 3	26 VENDRAME T Ass.: 25 BELLINI A

Legend:	(C)	Ass.	Assists	MP	Matches Played	No.	Number	PIM	Penalty in Minutes	PS	Penalty Shot
Pos	Playing Position	Pts	Points								

Timing and Results provided by 





Game No: 1

Start List

FRA vs COL

Referees: IRISH Gregory (CAN)
TELESIO CARREON Tyler William (USA)

FRA - France

No.	Name	Pos	MP	Date of Birth	Goals	Ass.	Pts	PIM
10	Sebastien PASQUIER	GK		19 AUG 1998				
34	Damien LAFOURCADE	GK		13 APR 1992				
2	Enzo RENOUE	F		5 DEC 1998				
3	Theo FAUCHERAND	D		16 JAN 2000				
4	BOUCHUT Baptiste	F		4 AUG 1994				
5	Karl GABILLET (C)	F		30 MAY 1986				
9	Joan KERKHOVE	F		9 JUN 1998				
19	Louis ALLO	F		10 SEP 2002				
60	Valentin GONZALEZ	D		23 FEB 2000				
63	Elliot MACHY	D		18 AUG 1992				
64	LADONNE Benoit	F		13 JUN 1987				
70	LANGLOIS Maxime	D		7 JAN 1994				
92	Lambert HAMON	D		10 APR 1992				
92	Theo FONTANILLE	D		24 MAY 1992				
				Team Total				
Head Coach		TIJOU Geoffroy						

FRA		
PR	COL	8 JUL 2022
PR	USA	9 JUL 2022
PR	CAN	10 JUL 2022

COL - Colombia

No.	Name	Pos	MP	Date of Birth	Goals	Ass.	Pts	PIM
1	Daniel TORRES VANEGAS	GK		16 JUN 1992				
22	CESPEDES PENUELA Juan Lucas	GK		19 FEB 2003				
3	ANDRADE GONZALEZ Hernando	D		30 JAN 1995				
9	SANCHEZ OSORIO Jose Alberto	D		22 FEB 1996				
11	RIOS AYALA Julian Andres	D		15 OCT 1996				
13	OVIEDO MEDINA Camilo Andres	D		10 MAR 1998				
19	GONZALEZ SARMIENTO Oscar Felipe	F		1 DEC 1997				
26	RODRIGUEZ GONZALEZ Samuel David	D		26 OCT 2000				
44	LITTFACK NEIRA Nicolas	F		7 JAN 1994				
47	JIMENEZ VALENCIA Bryan Steven	F		21 FEB 2004				
73	LEON PARADA Julian Felipe	F		13 JUN 1996				
89	BURGOS OCHOA John Esteban	D		26 MAR 1994				
91	GONZALEZ SARMIENTO Ruben Santiago	F		19 DEC 2001				
93	MARQUEZ LEIVA Andres	F		18 AUG 1995				
				Team Total				
Head Coach		Julian Camilo CUERVO ROZO						

COL		
PR	FRA	8 JUL 2022
PR	CAN	9 JUL 2022
PR	USA	10 JUL 2022

Legend:	(C)	Ass.	CL	MP	No	PIM
Captain	Assists	Classification	Matches Played	Number	Penalty in Minutes	
Pos	PR	Pts	Points			
Playing Position	Preliminary Round					

Timing and Results provided by  TISSOT





Game No: 1

Results

FRA 5 vs 0 COL
(2-0, 3-0)

Referees: IRISH Gregory (CAN)
TELESIO CARREON Tyler William (USA)

FRA - France

No.	Name	Pos	Goals	Ass.	Pts	PIM
2	Enzo RENO	F	2		2	2
3	Theo FAUCHERAND	D				
4	BOUCHUT Baptiste	F	0	1	1	2
5	Karl GABILLET (C)	F	0			
9	Joan KERKHOVE	F	1		1	
19	Louis ALLO	F	1		1	
60	Valentin GONZALEZ	D	0			
63	Elliot MACHY	D				
64	LADONNE Benoit	F	0	2	2	2
70	LANGLOIS Maxime	D	0			
91	Lambert HAMON	D	1		1	
92	Theo FONTANILLE	D	0			
10	Sebastien PASQUIER	GK				
34	Damien LAFOURCADE	GK				
Totals			5	3	8	6
Head Coach		TIJOU Geoffroy				

COL - Colombia

No.	Name	Pos	Goals	Ass.	Pts	PIM
3	ANDRADE GONZALEZ Hernando	D	0			2
9	SANCHEZ OSORIO Jose Alberto	D				
11	RIOS AYALA Julian Andres	D	0			
13	OVIDO MEDINA Camilo Andres	D	0			
19	GONZALEZ SARMIENTO Oscar Felipe	F				2
26	RODRIGUEZ GONZALEZ Samuel David	D	0			2
44	LITTFACK NEIRA Nicolas	F	0			
47	JIMENEZ VALENCIA Bryan Steven	F	0			
73	LEON PARADA Julian Felipe	F	0			
89	BURGOS OCHOA John Esteban (C)	D	0			2
91	GONZALEZ SARMIENTO Ruben Santiago	F	0			2
93	MARQUEZ LEIVA Andres	F	0			2
1	Daniel TORRES VANEGAS	GK				
22	CESPEDES PENUELA Juan Lucas	GK				
Totals			0			12
Head Coach		Julian Camilo CUERVO ROZO				

Goalkeepers	Saves	%	Played Time
10 Sebastien PASQUIER	6 / 6	100.00	05:18
34 Damien LAFOURCADE	20 / 20	100.00	34:42
Totals	26 / 26	100.00	40:00

Goalkeepers	Saves	%	Played Time
1 Daniel TORRES VANEGAS			
22 CESPEDES PENUELA Juan Lucas	30 / 35	85.71	40:00
Totals	30 / 35	85.71	40:00

Time	Action	FRA - France	Score	COL - Colombia
1st Half				
20:00	GK	34 D LAFOURCADE Goalkeeper		
20:00	GK			22 CESPEDES PENUELA J Goalkeeper
9:11	Penalty	4 BOUCHUT B Minor (2min) - Holding		
9:01	Penalty	2 E RENO Minor (2min) - Cross-Checking		
6:23	Goal	19 L ALLO Ass.:	1 - 0	
5:21	Penalty			26 RODRIGUEZ GONZALEZ Minor (2min) - Boarding
4:35	Goal	2 E RENO Ass.: 64 LADONNE B	2 - 0	
2:07	Penalty			3 ANDRADE GONZALEZ H Minor (2min) - Cross-Checking
2nd Half				
20:00	GK	34 D LAFOURCADE Goalkeeper		
20:00	GK			22 CESPEDES PENUELA J Goalkeeper
18:46	Goal	2 E RENO Ass.:	3 - 0	
18:36	Penalty	64 LADONNE B Minor (2min) - Slashing		
15:05	Penalty			89 BURGOS OCHOA JE Minor (2min) - Interference
14:23	Goal	9 J KERKHOVE Ass.: 4 BOUCHUT B	4 - 0	
14:11	Penalty			93 MARQUEZ LEIVA A Minor (2min) - Tripping
10:02	Penalty			91 GONZALEZ SARMIENTO Minor (2min) - Slashing
5:37	Penalty			19 GONZALEZ SARMIENTO Minor (2min) - High Sticking
5:18	GK	34 D LAFOURCADE -Out In 10 S PASQUIER		
4:57	Goal	91 L HAMON Ass.: 64 LADONNE B	5 - 0	

Timing and Results provided by TISSOT






Game No: 1

Results

Legend:		Ass.	Assists	MP	Matches Played	No.	Number	PIM	Penalty in Minutes	PS	Penalty Shot
(C)	Captain	Pts	Points								
Pos	Playing Position										

Timing and Results provided by  TISSOT





Game No: 4

Start List

CAN vs USA

Referees: PFEFFER Nils (GER)
VESELY Tomas (CZE)

CAN - Canada

No.	Name	Pos	MP	Date of Birth	Goals	Ass.	Pts	PIM
34	James TEED	GK		22 JUL 1997				
70	Lane HARTWELL	GK		24 DEC 2000				
5	James ISAACS	D		29 SEP 1989				
7	Bryan FOSTER	D		4 APR 2001				
9	Cole SONSTELIE	F		17 NOV 1992				
13	Kyle SOPER	D		29 DEC 1997				
27	Jonathon CREWLOW	F		16 NOV 1988				
42	Adam ROSS	D		15 OCT 1986				
47	Brendan BAUMGARTNER	D		7 APR 1989				
67	Michael HAMMOND	F		21 FEB 1990				
71	Christopher RAUCKMAN	F		7 DEC 1994				
77	Dylan ABBAMONT	F		7 JUN 2001				
82	VILIO Elijah	D		25 APR 1997				
91	Thomas WOODS (C)	F		1 AUG 1988				
				Team Total				
Head Coach		GOMES NAVARRO Pablo (BRA)						


CAN		
PR	USA	8 JUL 2022
PR	COL	9 JUL 2022
PR	FRA	10 JUL 2022

USA - United States of America

No.	Name	Pos	MP	Date of Birth	Goals	Ass.	Pts	PIM
30	MACZYNSKI Michael	GK		4 OCT 1990				
33	Troy REDMANN	GK		20 MAY 1986				
4	Peter KAVAYA	D		16 JAN 1987				
9	Travis NOE (C)	F		3 NOV 1989				
10	Brandon HAWKINS	F		25 APR 1994				
14	Nathan SIGMUND	D		3 JUL 1986				
16	Tyler KRAFT	F		16 OCT 1995				
18	Joseph DIMARTINO	D		2 AUG 1999				
55	DIMARTINO JR Peter	D		26 SEP 1995				
57	Derrick BUNETT	D		26 MAR 1987				
61	Garret ROSS	F		26 MAY 1992				
91	Brett ONLINGER	D		2 DEC 1991				
93	William PASCALLI	F		21 MAR 1992				
97	Jack COMBS	F		26 JAN 1988				
				Team Total				
Head Coach		MCMANUS Timothy Jacob						

USA		
PR	CAN	8 JUL 2022
PR	FRA	9 JUL 2022
PR	COL	10 JUL 2022

Legend:	(C)	Ass.	CL	MP	No	PIM
Pos	Playing Position	PR	Pts	Classification Points	Matches Played	Penalty in Minutes

Timing and Results provided by 





Game No: 4

Results

CAN 3 vs 8 USA
(0-5, 3-3)

Referees: PFEFFER Nils (GER)
VESELY Tomas (CZE)

CAN - Canada

No.	Name	Pos	Goals	Ass.	Pts	PIM
5	James ISAACS	D				
7	Bryan FOSTER	D				
9	Cole SONSTELIE	F	0			
13	Kyle SOPER	D	1		1	2
27	Jonathon CREWLOW	F				2
42	Adam ROSS	D	0			2
47	Brendan BAUMGARTNER	D	0			
67	Michael HAMMOND	F	2		2	
71	Christopher RAUCKMAN	F	0			
77	Dylan ABBAMONT	F	0	1	1	
82	VILIO Elijah	D	0	1	1	
91	Thomas WOODS (C)	F	0			
34	James TEED	GK				
70	Lane HARTWELL	GK				
Totals			3	2	5	6
Head Coach		GOMES NAVARRO Pablo (BRA)				

USA - United States of America

No.	Name	Pos	Goals	Ass.	Pts	PIM
4	Peter KAVAYA	D				
9	Travis NOE (C)	F	2		2	2
10	Brandon HAWKINS	F	2	1	3	
14	Nathan SIGMUND	D	0	1	1	2
16	Tyler KRAFT	F	1		1	
18	Joseph DIMARTINO	D	0			
55	DIMARTINO JR Peter	D	0			
57	Derrick BUNETT	D		1	1	2
61	Garret ROSS	F	0			2
91	Brett ONLINGER	D	0	1	1	
93	William PASCALLI	F	2	1	3	
97	Jack COMBS	F	1		1	
30	MACZYNSKI Michael	GK				
33	Troy REDMANN	GK				
Totals			8	5	13	8
Head Coach		MCMANUS Timothy Jacob				

Goalkeepers	Saves	%	Played Time
34 James TEED	21 / 29	72.41	40:00
70 Lane HARTWELL			
Totals	21 / 29	72.41	40:00

Goalkeepers	Saves	%	Played Time
30 MACZYNSKI Michael	7 / 10	70.00	20:00
33 Troy REDMANN	8 / 8	100.00	20:00
Totals	15 / 18	83.33	40:00

Time	Action	CAN - Canada	Score	USA - United States of America
1st Half				
20:00	GK	34 J TEED Goalkeeper		
20:00	GK			33 T REDMANN Goalkeeper
15:56	Goal		0 - 1	10 B HAWKINS Ass.: 57 D BUNETT
11:13	Goal		0 - 2	93 W PASCALLI Ass.: 14 N SIGMUND
9:03	Penalty	27 J CREWLOW Minor (2min) - Tripping		
3:24	Penalty	42 A ROSS Minor (2min) - High Sticking		
3:14	Goal		0 - 3	93 W PASCALLI Ass.: 10 B HAWKINS
1:40	Goal		0 - 4	97 J COMBS Ass.: 93 W PASCALLI
0:28	Goal		0 - 5	16 T KRAFT Ass.:
2nd Half				
20:00	GK	34 J TEED Goalkeeper		
20:00	GK			30 MACZYNSKI M Goalkeeper
18:27	Penalty			61 G ROSS Minor (2min) - Slashing
17:13	Goal	67 M HAMMOND Ass.:	1 - 5	
14:58	Goal	13 K SOPER Ass.: 77 D ABBAMONT	2 - 5	
13:21	Goal	67 M HAMMOND Ass.: 82 VILIO E	3 - 5	
11:10	Penalty	13 K SOPER Minor (2min) - High Sticking		
10:11	Goal		3 - 6	10 B HAWKINS Ass.:
7:34	Penalty			14 N SIGMUND Minor (2min) - Slashing
2:31	Goal		3 - 7	9 T NOE Ass.:

Timing and Results provided by TISSOT






Game No: 4

Results

Time	Action	CAN - Canada	Score	USA - United States of America	
1:10	Goal		3 - 8	9 T NOE	Ass.: 91 B ONLINGER
0:45	Penalty			9 T NOE	Minor (2min) - Holding
0:22	Penalty			57 D BUNETT	Minor (2min) - Holding the Stick

Legend:		Ass.	Assists	MP	Matches Played	No.	Number	PIM	Penalty in Minutes	PS	Penalty Shot
(C)	Captain	Pts	Points								
Pos	Playing Position										

Timing and Results provided by  TISSOT





Game No: 6

Start List

COL vs CAN

Referees: SLAVIERO Michele (ITA)
TELESIO CARREON Tyler William (USA)

COL - Colombia

No.	Name	Pos	MP	Date of Birth	Goals	Ass.	Pts	PIM
1	Daniel TORRES VANEGAS	GK	1	16 JUN 1992				
22	CESPEDES PENUJELA Juan Lucas	GK	1	19 FEB 2003				
3	ANDRADE GONZALEZ Hernando	D	1	30 JAN 1995				2
9	SANCHEZ OSORIO Jose Alberto	D	1	22 FEB 1996				
11	RIOS AYALA Julian Andres	D	1	15 OCT 1996				
13	OVIDEO MEDINA Camilo Andres	D	1	10 MAR 1998				
19	GONZALEZ SARMIENTO Oscar Felipe	F	1	1 DEC 1997				2
26	RODRIGUEZ GONZALEZ Samuel David	D	1	26 OCT 2000				2
44	LITTFACK NEIRA Nicolas	F	1	7 JAN 1994				
47	JIMENEZ VALENCIA Bryan Steven	F	1	21 FEB 2004				
73	LEON PARADA Julian Felipe	F	1	13 JUN 1996				
89	BURGOS OCHOA John Esteban (C)	D	1	26 MAR 1994				2
91	GONZALEZ SARMIENTO Ruben Santiago	F	1	19 DEC 2001				2
93	MARQUEZ LEIVA Andres	F	1	18 AUG 1995				2
				Team Total				12

COL		
PR	FRA	0-5
PR	CAN	9 JUL 2022
PR	USA	10 JUL 2022

Head Coach Julian Camilo CUERVO ROZO


CAN - Canada

No.	Name	Pos	MP	Date of Birth	Goals	Ass.	Pts	PIM
34	James TEED	GK	1	22 JUL 1997				
70	Lane HARTWELL	GK	1	24 DEC 2000				
5	James ISAACS	D	1	29 SEP 1989				
7	Bryan FOSTER	D	1	4 APR 2001				
9	Cole SONSTELIE	F	1	17 NOV 1992				
13	Kyle SOPER	D	1	29 DEC 1997	1		1	2
27	Jonathon CREWLOW	F	1	16 NOV 1988				2
42	Adam ROSS	D	1	15 OCT 1986				2
47	Brendan BAUMGARTNER	D	1	7 APR 1989				
67	Michael HAMMOND	F	1	21 FEB 1990	2		2	
71	Christopher RAUCKMAN	F	1	7 DEC 1994				
77	Dylan ABBAMONT	F	1	7 JUN 2001		1	1	
88	VILIO Elijah	D	1	25 APR 1997		1	1	
91	Thomas WOODS (C)	F	1	1 AUG 1988				
				Team Total	3	2	5	6

CAN		
PR	USA	3-8
PR	COL	9 JUL 2022
PR	FRA	10 JUL 2022

Head Coach GOMES NAVARRO Pablo (BRA)

Legend:	(C)	Ass.	CL	MP	No	PIM
Captain	Assists	Classification	Matches Played	Number	Penalty in Minutes	
Pos	PR	Pts	Points			
Playing Position	Preliminary Round					

Timing and Results provided by 





Game No: 6

Results

COL 1 vs 5 CAN
(1-4, 0-1)

Referees: SLAVIERO Michele (ITA)
TELESIO CARREON Tyler William (USA)

COL - Colombia

No.	Name	Pos	Goals	Ass.	Pts	PIM
3	ANDRADE GONZALEZ Hernando	D		1	1	14
9	SANCHEZ OSORIO Jose Alberto	D				
11	RIOS AYALA Julian Andres	D				
13	OVIDEO MEDINA Camilo Andres	D	0			
19	GONZALEZ SARMIENTO Oscar Felipe	F				2
26	RODRIGUEZ GONZALEZ Samuel David	D	0			2
44	LITTFACK NEIRA Nicolas	F				
47	JIMENEZ VALENCIA Bryan Steven	F				
73	LEON PARADA Julian Felipe	F	0			
89	BURGOS OCHOA John Esteban (C)	D				2
91	GONZALEZ SARMIENTO Ruben Santiago	F	1		1	
93	MARQUEZ LEIVA Andres	F				2
1	Daniel TORRES VANEGAS	GK				
22	CESPEDES PENUELA Juan Lucas	GK				
Totals			1	1	2	22
Head Coach		Julian Camilo CUERVO ROZO				

CAN - Canada

No.	Name	Pos	Goals	Ass.	Pts	PIM
5	James ISAACS	D	1		1	
7	Bryan FOSTER	D	0			4
9	Cole SONSTELIE	F	0	1	1	
13	Kyle SOPER	D	1		1	
27	Jonathon CREWLOW	F	0			
42	Adam ROSS	D	0			
47	Brendan BAUMGARTNER	D	0			
67	Michael HAMMOND	F	1	1	2	
71	Christopher RAUCKMAN	F				2
77	Dylan ABBAMONT	F	1		1	2
88	VILIO Elijah	D	0			2
91	Thomas WOODS (C)	F	1	1	2	
34	James TEED	GK				
70	Lane HARTWELL	GK				
Totals			5	3	8	10
Head Coach		GOMES NAVARRO Pablo (BRA)				

Goalkeepers	Saves	%	Played Time
1 Daniel TORRES VANEGAS	25 / 30	83.33	40:00
22 CESPEDES PENUELA Juan Lucas			
Totals	25 / 30	83.33	40:00

Goalkeepers	Saves	%	Played Time
34 James TEED			
70 Lane HARTWELL	7 / 8	87.50	40:00
Totals	7 / 8	87.50	40:00

Time	Action	COL - Colombia	Score	CAN - Canada
1st Half				
20:00	GK	1 D TORRES VANEGAS Goalkeeper		
20:00	GK			70 L HARTWELL Goalkeeper
18:56	Goal	91 GONZALEZ SARMIENTO Ass.: 3 ANDRADE GONZALEZ H	1 - 0	
14:11	Penalty	3 ANDRADE GONZALEZ H Minor (2min) - Slashing		
12:50	Goal		1 - 1	91 T WOODS Ass.: 67 M HAMMOND
10:50	Goal		1 - 2	13 K SOPER Ass.:
5:57	Penalty			77 D ABBAMONT Minor (2min) - Slashing
5:41	Penalty	19 GONZALEZ SARMIENTO Minor (2min) - Roughing		
5:41	Penalty			88 VILIO E Minor (2min) - High Sticking
3:42	Penalty	89 BURGOS OCHOA JE Minor (2min) - Slashing		
2:58	Goal		1 - 3	67 M HAMMOND Ass.: 91 T WOODS
1:51	Goal		1 - 4	77 D ABBAMONT Ass.: 9 C SONSTELIE
0:30	Penalty			71 C RAUCKMAN Minor (2min) - Cross-Checking
2nd Half				
20:00	GK	1 D TORRES VANEGAS Goalkeeper		
20:00	GK			70 L HARTWELL Goalkeeper
19:00	Penalty	26 RODRIGUEZ GONZALEZ Minor (2min) - Holding		
15:15	Penalty	93 MARQUEZ LEIVA A Minor (2min) - Roughing		
11:46	Penalty	3 ANDRADE GONZALEZ H Minor (2min) - Interference		
11:46	Penalty	3 ANDRADE GONZALEZ H Misconduct (10min)		

Timing and Results provided by TISSOT






Game No: 6

Results

Time	Action	COL - Colombia	Score	CAN - Canada
9:29	Penalty			7 B FOSTER Double Minor (2+2) - Roughing/Unsportsmanlike
7:59	Goal		1 - 5	5 J ISAACS Ass.:

Legend:	(C)	Ass.	Assists	MP	Matches Played	No.	Number	PIM	Penalty in Minutes	PS	Penalty Shot
Pos	Playing Position	Pts	Points								

Timing and Results provided by 





Game No: 8

Start List

USA vs FRA

Referees: SLAVIERO Michele (ITA)
VESELY Tomas (CZE)

USA - United States of America

No.	Name	Pos	MP	Date of Birth	Goals	Ass.	Pts	PIM
30	MACZYNSKI Michael	GK	1	4 OCT 1990				
33	Troy REDMANN	GK	1	20 MAY 1986				
4	Peter KAVAYA	D	1	16 JAN 1987				
9	Travis NOE (C)	F	1	3 NOV 1989	2		2	2
10	Brandon HAWKINS	F	1	25 APR 1994	2	1	3	
14	Nathan SIGMUND	D	1	3 JUL 1986		1	1	2
16	Tyler KRAFT	F	1	16 OCT 1995	1		1	
18	Joseph DIMARTINO	D	1	2 AUG 1999				
55	DIMARTINO JR Peter	D	1	26 SEP 1995				
57	Derrick BUNETT	D	1	26 MAR 1987		1	1	2
61	Garret ROSS	F	1	26 MAY 1992				2
91	Brett ONLINGER	D	1	2 DEC 1991		1	1	
93	William PASCALLI	F	1	21 MAR 1992	2	1	3	
97	Jack COMBS	F	1	26 JAN 1988	1		1	
Team Total					8	5	13	8

USA		
PR	CAN	8-3
PR	FRA	9 JUL 2022
PR	COL	10 JUL 2022

Head Coach MCMANUS Timothy Jacob

FRA - France

No.	Name	Pos	MP	Date of Birth	Goals	Ass.	Pts	PIM
10	Sebastien PASQUIER	GK	1	19 AUG 1998				
34	Damien LAFOURCADE	GK	1	13 APR 1992				
2	Enzo RENO	F	1	5 DEC 1998	2		2	2
3	Theo FAUCHERAND	D	1	16 JAN 2000				
4	BOUCHUT Baptiste	F	1	4 AUG 1994		1	1	2
5	Karl GABILLET (C)	F	1	30 MAY 1986				
9	Joan KERKHOVE	F	1	9 JUN 1998	1		1	
19	Louis ALLO	F	1	10 SEP 2002	1		1	
60	Valentin GONZALEZ	D	1	23 FEB 2000				
63	Elliot MACHY	D	1	18 AUG 1992				
64	LADONNE Benoît	F	1	13 JUN 1987		2	2	2
70	LANGLOIS Maxime	D	1	7 JAN 1994				
91	Lambert HAMON	D	1	10 APR 1992	1		1	
92	Theo FONTANILLE	D	1	24 MAY 1992				
Team Total					5	3	8	6

FRA		
PR	COL	5-0
PR	USA	9 JUL 2022
PR	CAN	10 JUL 2022

Head Coach TIJOU Geoffroy

Legend:	(C)	Ass.	CL	MP	No	PIM
Captain	Assists	Classification	Matches Played	Number	Penalty in Minutes	
Pos	PR	Pts	Points			
Playing Position	Preliminary Round					

Timing and Results provided by 





Game No: 8

Results

USA 6 vs 2 FRA
(4-2, 2-0)

Referees: SLAVIERO Michele (ITA)
VESELY Tomas (CZE)

USA - United States of America

No.	Name	Pos	Goals	Ass.	Pts	PIM
4	Peter KAVAYA	D	0	1	1	2
9	Travis NOE (C)	F	2		2	
10	Brandon HAWKINS	F				
14	Nathan SIGMUND	D	0	2	2	
16	Tyler KRAFT	F	3		3	
18	Joseph DIMARTINO	D	0			
55	DIMARTINO JR Peter	D	0			
57	Derrick BUNETT	D				2
61	Garret ROSS	F				
91	Brett ONLINGER	D	1		1	
93	William PASCALLI	F	0	1	1	
97	Jack COMBS	F				
30	MACZYNSKI Michael	GK				
33	Troy REDMANN	GK				
Totals			6	4	10	4
Head Coach		MCMANUS Timothy Jacob				


FRA - France

No.	Name	Pos	Goals	Ass.	Pts	PIM
2	Enzo RENO	F	0			2
3	Theo FAUCHERAND	D	0			
4	BOUCHUT Baptiste	F	0			
5	Karl GABILLET (C)	F				
9	Joan KERKHOVE	F				
19	Louis ALLO	F	1		1	
60	Valentin GONZALEZ	D	1	1	2	2
63	Elliot MACHY	D				
64	LADONNE Benoit	F				
70	LANGLOIS Maxime	D	0	1	1	2
91	Lambert HAMON	D				
92	Theo FONTANILLE	D				
10	Sebastien PASQUIER	GK				
34	Damien LAFOURCADE	GK				
Totals			2	2	4	6
Head Coach		TIJOU Geoffroy				

Goalkeepers	Saves	%	Played Time
30 MACZYNSKI Michael			
33 Troy REDMANN	9 / 11	81.82	40:00
Totals	9 / 11	81.82	40:00

Goalkeepers	Saves	%	Played Time
10 Sebastien PASQUIER	16 / 18	88.89	20:00
34 Damien LAFOURCADE	8 / 12	66.67	20:00
Totals	24 / 30	80.00	40:00

Time	Action	USA - United States of America		Score	FRA - France	
1st Half						
20:00	GK	33 T REDMANN	Goalkeeper			
20:00	GK				34 D LAFOURCADE	Goalkeeper
18:25	Goal	16 T KRAFT	Ass.:	1 - 0		
16:57	Penalty				60 V GONZALEZ	Minor (2min) - Tripping
15:59	Goal	91 B ONLINGER	Ass.: 14 N SIGMUND	2 - 0		
14:34	Penalty	57 D BUNETT	Minor (2min) - Holding			
14:12	Goal			2 - 1	60 V GONZALEZ	Ass.: 70 LANGLOIS M
9:38	Penalty	4 P KAVAYA	Minor (2min) - Slashing			
9:38	Goal			2 - 2	19 L ALLO	Ass.: 60 V GONZALEZ
7:32	Goal	9 T NOE	Ass.: 4 P KAVAYA	3 - 2		
3:16	Goal	9 T NOE	Ass.:	4 - 2		
0:51	Penalty				2 E RENO	Minor (2min) - Tripping
2nd Half						
20:00	GK	33 T REDMANN	Goalkeeper			
20:00	GK				10 S PASQUIER	Goalkeeper
19:36	Penalty				70 LANGLOIS M	Minor (2min) - High Sticking
13:56	Goal	16 T KRAFT	Ass.: 14 N SIGMUND	5 - 2		
0:36	Goal	16 T KRAFT	Ass.: 93 W PASCALLI	6 - 2		

Timing and Results provided by  TISSOT






Game No: 8

Results

Legend:		Ass.	Assists	MP	Matches Played	No.	Number	PIM	Penalty in Minutes	PS	Penalty Shot
(C)	Captain	Pts	Points								
Pos	Playing Position										

Timing and Results provided by  TISSOT





Game No: 9

Start List

FRA vs CAN

Referees: VESELY Tomas (CZE)
PFEFFER Nils (GER)

FRA - France

No.	Name	Pos	MP	Date of Birth	Goals	Ass.	Pts	PIM
10	Sebastien PASQUIER	GK	3	19 AUG 1998				
34	Damien LAFOURCADE	GK	3	13 APR 1992				
2	Enzo RENOUE	F	3	5 DEC 1998	2		2	4
3	Theo FAUCHERAND	D	3	16 JAN 2000				
4	BOUCHUT Baptiste	F	3	4 AUG 1994	2	1	3	2
5	Karl GABILLET (C)	F	3	30 MAY 1986	2	1	3	
9	Joan KERKHOVE	F	3	9 JUN 1998	1		1	2
19	Louis ALLO	F	3	10 SEP 2002	2		2	2
60	Valentin GONZALEZ	D	3	23 FEB 2000	1	1	2	2
63	Elliot MACHY	D	3	18 AUG 1992				
64	LADONNE Benoit	F	3	13 JUN 1987		3	3	2
70	LANGLOIS Maxime	D	3	7 JAN 1994		2	2	2
91	Lambert HAMON	D	3	10 APR 1992	1		1	
92	Theo FONTANILLE	D	3	24 MAY 1992				
Team Total					11	8	19	16

FRA		
PR	COL	5-0
PR	USA	2-6
PR	CAN	4-2

Head Coach TIJOU Geoffroy

CAN - Canada

No.	Name	Pos	MP	Date of Birth	Goals	Ass.	Pts	PIM
34	James TEED	GK	3	22 JUL 1997				
70	Lane HARTWELL	GK	3	24 DEC 2000				
5	James ISAACS	D	3	29 SEP 1989	1		1	
7	Bryan FOSTER	D	3	4 APR 2001				6
9	Cole SONSTELIE	F	3	17 NOV 1992	1	1	2	
13	Kyle SOPER	D	3	29 DEC 1997	2		2	2
27	Jonathon CREWLOW	F	3	16 NOV 1988				2
42	Adam ROSS	D	3	15 OCT 1986				2
47	Brendan BAUMGARTNER	D	3	7 APR 1989	1		1	
67	Michael HAMMOND	F	3	21 FEB 1990	3	1	4	
71	Christopher RAUCKMAN	F	3	7 DEC 1994				2
77	Dylan ABBAMONT	F	3	7 JUN 2001	1	2	3	2
88	VILIO Elijah	D	3	25 APR 1997		1	1	2
91	Thomas WOODS (C)	F	3	1 AUG 1988	1	2	3	
Team Total					10	7	17	20

CAN		
PR	USA	3-8
PR	COL	5-1
PR	FRA	2-4

Head Coach GOMES NAVARRO Pablo (BRA)

Legend:	(C)	Ass.	CL	MP	No	PIM
Captain	Assists	Classification	Matches Played	Number	Penalty in Minutes	
Pos	PR	Pts	Points			
Playing Position	Preliminary Round					

Timing and Results provided by  TISSOT





Game No: 9

Results

FRA 4 vs 2 CAN
(1-1, 3-1)

Referees: VESELY Tomas (CZE)
PFEFFER Nils (GER)

FRA - France

No.	Name	Pos	Goals	Ass.	Pts	PIM
2	Enzo RENO	F	0			
3	Theo FAUCHERAND	D	0			
4	BOUCHUT Baptiste	F	2		2	
5	Karl GABILLET (C)	F	2	1	3	
9	Joan KERKHOVE	F	0			2
19	Louis ALLO	F				2
60	Valentin GONZALEZ	D				
63	Elliot MACHY	D				
64	LADONNE Benoit	F		1	1	
70	LANGLOIS Maxime	D		1	1	
91	Lambert HAMON	D	0			
92	Theo FONTANILLE	D				
10	Sebastien PASQUIER	GK				
34	Damien LAFOURCADE	GK				
Totals			4	3	7	4
Head Coach		TIJOU Geoffroy				

CAN - Canada


No.	Name	Pos	Goals	Ass.	Pts	PIM
5	James ISAACS	D	0			
7	Bryan FOSTER	D				2
9	Cole SONSTELIE	F	1		1	
13	Kyle SOPER	D				
27	Jonathon CREWLOW	F	0			
42	Adam ROSS	D	0			
47	Brendan BAUMGARTNER	D	1		1	
67	Michael HAMMOND	F	0			
71	Christopher RAUCKMAN	F	0			
77	Dylan ABBAMONT	F	0	1	1	
88	VILIO Elijah	D	0			
91	Thomas WOODS (C)	F	0	1	1	
34	James TEED	GK				
70	Lane HARTWELL	GK				
Totals			2	2	4	4
Head Coach		GOMES NAVARRO Pablo (BRA)				

Goalkeepers	Saves	%	Played Time
10 Sebastien PASQUIER			
34 Damien LAFOURCADE	24 / 26	92.31	40:00
Totals	24 / 26	92.31	40:00

Goalkeepers	Saves	%	Played Time
34 James TEED	11 / 15	73.33	40:00
70 Lane HARTWELL			
Totals	11 / 15	73.33	40:00

Time	Action	FRA - France	Score	CAN - Canada
1st Half				
20:00	GK	34 D LAFOURCADE Goalkeeper		
20:00	GK			34 J TEED Goalkeeper
17:22	Penalty	9 J KERKHOVE Minor (2min) - High Sticking		
6:03	Goal		0 - 1	9 C SONSTELIE Ass.: 77 D ABBAMONT
5:35	Penalty			7 B FOSTER Minor (2min) - Holding
4:08	Goal	4 BOUCHUT B Ass.:	1 - 1	
2nd Half				
20:00	GK	34 D LAFOURCADE Goalkeeper		
20:00	GK			34 J TEED Goalkeeper
15:43	Penalty			71 C RAUCKMAN Bench (2min) - Too Many Players
14:16	Goal	5 K GABILLET Ass.: 64 LADONNE B	2 - 1	
13:31	Goal	4 BOUCHUT B Ass.: 5 K GABILLET	3 - 1	
9:50	Penalty	19 L ALLO Minor (2min) - Interference		
9:14	Goal	5 K GABILLET Ass.: 70 LANGLOIS M	4 - 1	
3:09	Goal		4 - 2	47 B BAUMGARTNER Ass.: 91 T WOODS

Legend:	(C)	Ass.	MP	No.	PIM	PS
Pos	Captain	Assists	Matches Played	Number	Penalty in Minutes	Penalty Shot
	Playing Position	Pts	Points			

Timing and Results provided by 





Game No: 12

Start List

USA vs COL

Referees: SLAVIERO Michele (ITA)
IRISH Gregory (CAN)

USA - United States of America

No.	Name	Pos	MP	Date of Birth	Goals	Ass.	Pts	PIM
30	MACZYNSKI Michael	GK	2	4 OCT 1990				
33	Troy REDMANN	GK	2	20 MAY 1986				
4	Peter KAVAYA	D	2	16 JAN 1987		1	1	2
9	Travis NOE (C)	F	2	3 NOV 1989	4		4	2
10	Brandon HAWKINS	F	2	25 APR 1994	2	1	3	
14	Nathan SIGMUND	D	2	3 JUL 1986		3	3	2
16	Tyler KRAFT	F	2	16 OCT 1995	4		4	
18	Joseph DIMARTINO	D	2	2 AUG 1999				
55	DIMARTINO JR Peter	D	2	26 SEP 1995				
57	Derrick BUNETT	D	2	26 MAR 1987		1	1	4
61	Garret ROSS	F	2	26 MAY 1992				2
91	Brett ONLINGER	D	2	2 DEC 1991	1	1	2	
93	William PASCALLI	F	2	21 MAR 1992	2	2	4	
97	Jack COMBS	F	2	26 JAN 1988	1		1	
Team Total					14	9	23	12

USA		
PR	CAN	8-3
PR	FRA	6-2
PR	COL	10 JUL 2022

Head Coach MCMANUS Timothy Jacob

COL - Colombia

No.	Name	Pos	MP	Date of Birth	Goals	Ass.	Pts	PIM
1	Daniel TORRES VANEGAS	GK	2	16 JUN 1992				
22	CESPEDES PENUELA Juan Lucas	GK	2	19 FEB 2003				
3	ANDRADE GONZALEZ Hernando	D	2	30 JAN 1995		1	1	16
9	SANCHEZ OSORIO Jose Alberto	D	2	22 FEB 1996				
11	RIOS AYALA Julian Andres	D	2	15 OCT 1996				
13	OVIDEO MEDINA Camilo Andres	D	2	10 MAR 1998				
19	GONZALEZ SARMIENTO Oscar Felipe	F	2	1 DEC 1997				4
26	RODRIGUEZ GONZALEZ Samuel David	D	2	26 OCT 2000				4
44	LITTFACK NEIRA Nicolas	F	2	7 JAN 1994				
47	JIMENEZ VALENCIA Bryan Steven	F	2	21 FEB 2004				
73	LEON PARADA Julian Felipe	F	2	13 JUN 1996				
89	BURGOS OCHOA John Esteban (C)	D	2	26 MAR 1994				4
91	GONZALEZ SARMIENTO Ruben Santiago	F	2	19 DEC 2001	1		1	2
93	MARQUEZ LEIVA Andres	F	2	18 AUG 1995				4
Team Total					1	1	2	34

COL		
PR	FRA	0-5
PR	CAN	1-5
PR	USA	10 JUL 2022

Head Coach Julian Camilo CUERVO ROZO

Legend:	(C)	Ass.	CL	MP	No	PIM
Captain	Assists	Classification	Matches Played	Number	Penalty in Minutes	
Pos	PR	Pts	Points			
Playing Position	Preliminary Round					

Timing and Results provided by 





Game No: 12

Results

USA 9 vs 1 COL
(4-0, 5-1)

Referees: SLAVIERO Michele (ITA)
IRISH Gregory (CAN)

USA - United States of America

No.	Name	Pos	Goals	Ass.	Pts	PIM
4	Peter KAVAYA	D	0			
9	Travis NOE (C)	F	0	1	1	
10	Brandon HAWKINS	F	1		1	2
14	Nathan SIGMUND	D	0	1	1	2
16	Tyler KRAFT	F	1	2	3	
18	Joseph DIMARTINO	D	1		1	2
55	DIMARTINO JR Peter	D	0	2	2	
57	Derrick BUNETT	D				2
61	Garret ROSS	F	3		3	
91	Brett ONLINGER	D	0			
93	William PASCALLI	F	3		3	
97	Jack COMBS	F	0	1	1	
30	MACZYNSKI Michael	GK				
33	Troy REDMANN	GK				
Totals			9	7	16	8
Head Coach		MCMANUS Timothy Jacob				


COL - Colombia


No.	Name	Pos	Goals	Ass.	Pts	PIM
3	ANDRADE GONZALEZ Hernando	D				
9	SANCHEZ OSORIO Jose Alberto	D	0			
11	RIOS AYALA Julian Andres	D	0			
13	OVIEDO MEDINA Camilo Andres	D	1		1	
19	GONZALEZ SARMIENTO Oscar Felipe	F				2
26	RODRIGUEZ GONZALEZ Samuel David	D	0	1	1	
44	LITTFACK NEIRA Nicolas	F	0			2
47	JIMENEZ VALENCIA Bryan Steven	F				
73	LEON PARADA Julian Felipe	F				
89	BURGOS OCHOA John Esteban (C)	D	0			
91	GONZALEZ SARMIENTO Ruben Santiago	F	0			
93	MARQUEZ LEIVA Andres	F	0			
1	Daniel TORRES VANEGAS	GK				
22	CESPEDES PENUELA Juan Lucas	GK				
Totals			1	1	2	4
Head Coach		Julian Camilo CUERVO ROZO				

Goalkeepers	Saves	%	Played Time
30 MACZYNSKI Michael	13 / 14	92.86	40:00
33 Troy REDMANN			
Totals	13 / 14	92.86	40:00

Goalkeepers	Saves	%	Played Time
1 Daniel TORRES VANEGAS	3 / 7	42.86	14:00
22 CESPEDES PENUELA Juan Lucas	13 / 18	72.22	26:00
Totals	16 / 25	64.00	40:00

Time	Action	USA - United States of America	Score	COL - Colombia
1st Half				
20:00	GK	30 MACZYNSKI M Goalkeeper		
20:00	GK			22 CESPEDES PENUELA J Goalkeeper
18:51	Penalty	57 D BUNETT Minor (2min) - Tripping		
13:03	Penalty			44 LITTFACK NEIRA N Minor (2min) - Hooking
12:11	Goal	93 W PASCALLI Ass.: 97 J COMBS	1 - 0	
10:34	Goal	18 J DIMARTINO Ass.: 16 T KRAFT	2 - 0	
10:12	Penalty			19 GONZALEZ SARMIENTO Minor (2min) - Tripping
8:40	Goal	61 G ROSS Ass.: 55 DIMARTINO JR P	3 - 0	
7:21	Penalty	18 J DIMARTINO Minor (2min) - Interference		
1:42	Penalty	14 N SIGMUND Minor (2min) - Slashing		
0:05	Goal	93 W PASCALLI Ass.:	4 - 0	
2nd Half				
20:00	GK	30 MACZYNSKI M Goalkeeper		
20:00	GK			22 CESPEDES PENUELA J Goalkeeper
18:56	Goal	61 G ROSS Ass.: 9 T NOE	5 - 0	
14:00	GK			22 CESPEDES PENUELA J -Out In 1 D TORRES VANEGAS
14:00	Goal	93 W PASCALLI Ass.: 16 T KRAFT	6 - 0	
12:36	Goal	10 B HAWKINS Ass.: 14 N SIGMUND	7 - 0	
11:10	Goal	61 G ROSS Ass.: 55 DIMARTINO JR P	8 - 0	
10:25	Goal		8 - 1	13 OVIEDO MEDINA CA Ass.: 26 RODRIGUEZ GONZALEZ

Timing and Results provided by 






Game No: 12

Results

Time	Action	USA - United States of America		Score	COL - Colombia
9:56	Penalty	10	B HAWKINS Minor (2min) - Holding		
4:55	Goal	16	T KRAFT Ass.:	9 - 1	

Legend:	(C)	Captain	Ass.	Assists	MP	Matches Played	No.	Number	PIM	Penalty in Minutes	PS	Penalty Shot
Pos	Playing Position	Pts	Points									

Timing and Results provided by 



RESULTS BOOK



Roller Skating Artistic





34	Roller Skating - Artistic	3206
34.1	Table of Contents	3207
34.2	Competition Schedule	3209
34.3	Number of Entries by Country	3210
34.4	Entry List by Country	3211
34.5	Medallists by Event	3212
34.6	Medal Standings	3213
34.7	Men's Freeskating	3214
34.7.1	Entry List by Event	3215
34.7.2	Combined Result	3216
34.7.3	Medallists	3217
34.7.4	Short Program	3218
34.7.4.1	Start List	3218
34.7.4.2	Results	3219
34.7.5	Long Program	3220
34.7.5.1	Start List	3220
34.7.5.2	Results	3221
34.8	Women's Freeskating	3222
34.8.1	Entry List by Event	3223
34.8.2	Combined Result	3224
34.8.3	Medallists	3225
34.8.4	Short Program	3226
34.8.4.1	Start List	3226
34.8.4.2	Results	3227
34.8.5	Long Program	3228
34.8.5.1	Start List	3228
34.8.5.2	Results	3229
34.9	Couple Dance	3230
34.9.1	Entry List by Event	3231
34.9.2	Combined Result	3232
34.9.3	Medallists	3233
34.9.4	Style Dance	3234
34.9.4.1	Start List	3234
34.9.4.2	Results	3235
34.9.5	Free Dance	3236
34.9.5.1	Start List	3236
34.9.5.2	Results	3237



Competition Schedule

Date	Start Time	Event
SAT 16 JUL	9:00	Women's Free Skating, Finals - Short Program
	10:00	Men's Free Skating, Finals - Short Program
	11:00	Couple Dance, Finals - Style Dance
SUN 17 JUL	9:00	Women's Free Skating, Finals - Long Program
	10:00	Men's Free Skating, Finals - Long Program
	11:00	Couple Dance, Finals - Free Dance





Number of Entries by Country

Country	Individuals		Mixed	Athlete Total
	Men's Free Skating	Women's Free Skating	Couple Dance	
ARG - Argentina		1		1
BRA - Brazil	1	1		2
COL - Colombia	1		2	3
ESP - Spain	1	2		3
FRA - France		1		1
GER - Germany	1			1
ITA - Italy	1	2	2	5
PAR - Paraguay	1			1
POR - Portugal	1		2	3
USA - United States of America	1	1	2	4
Total:	10	8	8	24





Entry List by Country

Country	Name	Date of Birth
ARG - Argentina	Carolina Florencia BURWAN	20 MAY 2000
BRA - Brazil	Bianca CORTEZE AMEIXERO Thiago TORTATO	8 APR 1998 29 OCT 2003
COL - Colombia	Brayan CARRENO CEBALLOS Daniela GERENA LOPERA Juan Sebastian LEMUS OTALORA	2 OCT 2000 22 SEP 2001 1 MAY 1999
ESP - Spain	Carla ESCRICH Pau GARCIA DOMECH Andrea SILVA PASCUAL	11 AUG 1997 9 FEB 2001 15 SEP 2000
FRA - France	Ludivine MALLE	5 DEC 1997
GER - Germany	Tim Niclas SCHUBERT	25 JAN 2000
ITA - Italy	Alessandro LIBERATORE Giovanni PICCOLANTONIO Rebecca TARLAZZI Asya Sofia TESTONI Micol ZANGOLI	27 NOV 1999 5 DEC 2000 9 JAN 1999 27 JAN 2001 15 SEP 1998
PAR - Paraguay	Victor Florencio LOPEZ BLANCO	13 MAY 1996
POR - Portugal	Diogo Antonio CUNHA CRAVEIRO Ana Luisa MONTEIRO WALGODE Pedro MONTEIRO WALGODE	15 AUG 2001 31 DEC 1997 23 JUL 1994
USA - United States of America	Raphael AMADOR Ashley Jessana Marie CLIFFORD Madison Marie KELLIS Collin Christian MOTLEY	20 SEP 2005 13 MAY 1998 9 APR 2003 5 FEB 2000



Medallists by Event

After 3 of 3 Events

Event Name	Date	Medal	Name	Country Code
Men's Free Skating	SUN 17 JUL	GOLD	Pau GARCIA DOMECH	ESP
		SILVER	Alessandro LIBERATORE	ITA
		BRONZE	Tim Niclas SCHUBERT	GER
Women's Free Skating	SUN 17 JUL	GOLD	Rebecca TARLAZZI	ITA
		SILVER	Andrea SILVA PASCUAL	ESP
		BRONZE	Carla ESCRICH	ESP
Couple Dance	SUN 17 JUL	GOLD	Ana Luisa MONTEIRO WALGODE	POR
			Pedro MONTEIRO WALGODE	
		SILVER	Giovanni PICCOLANTONIO	ITA
			Asya Sofia TESTONI	
BRONZE	Brayan CARRENO CEBALLOS	COL		
	Daniela GERENA LOPERA			



Medal Standings

After 3 of 3 Events

Rank	Country	Men				Women				Mixed				Total				Rank by Total
		G	S	B	Tot	G	S	B	Tot	G	S	B	Tot	G	S	B	Tot	
1	ITA - Italy		1		1	1			1				1	1	2		3	=1
2	ESP - Spain	1			1		1	1	2					1	1	1	3	=1
3	POR - Portugal									1				1			1	=3
4	COL - Colombia											1	1			1	1	=3
4	GER - Germany			1	1											1	1	=3
	Total:	1	1	1	3	1	1	1	3	1	1	1	3	3	3	3	9	

Legend:
 = Equal sign indicates that two or more NOCs share the same rank by total **B** Bronze **G** Gold **S** Silver **Tot** Total


Timing and Results provided by  **TISSOT**



Roller Skating Artistic

Men's Freeskating





Entry List by Event

Country	Name	Date of Birth
BRA - Brazil	Thiago TORTATO	29 OCT 2003
COL - Colombia	Juan Sebastian LEMUS OTALORA	1 MAY 1999
ESP - Spain	Pau GARCIA DOMECH	9 FEB 2001
GER - Germany	Tim Niclas SCHUBERT	25 JAN 2000
ITA - Italy	Alessandro LIBERATORE	27 NOV 1999
PAR - Paraguay	Victor Florencio LOPEZ BLANCO	13 MAY 1996
POR - Portugal	Diogo Antonio CUNHA CRAVEIRO	15 AUG 2001
USA - United States of America	Collin Christian MOTLEY	5 FEB 2000





Combined Result

Rank	Name	Country Code	Points	Short Program	Long Program
1	Pau GARCIA DOMECH	ESP	276.05	1	1
2	Alessandro LIBERATORE	ITA	236.00	2	2
3	Tim Niclas SCHUBERT	GER	188.86	3	3
4	Diogo Antonio CUNHA CRAVEIRO	POR	179.69	5	4
5	Juan Sebastian LEMUS OTALORA	COL	163.13	4	5
6	Thiago TORTATO	BRA	133.73	6	6
7	Victor Florencio LOPEZ BLANCO	PAR	123.33	7	7
8	Collin Christian MOTLEY	USA	101.14	8	8



Medallists

Medal	Name	Country
GOLD	Pau GARCIA DOMECH	ESP - Spain
SILVER	Alessandro LIBERATORE	ITA - Italy
BRONZE	Tim Niclas SCHUBERT	GER - Germany



Start List

Start Order	Name	Country Code
1	Thiago TORTATO	BRA
2	Diogo Antonio CUNHA CRAVEIRO	POR
3	Alessandro LIBERATORE	ITA
4	Pau GARCIA DOMECH	ESP
5	Tim Niclas SCHUBERT	GER
6	Victor Florencio LOPEZ BLANCO	PAR
7	Collin Christian MOTLEY	USA
8	Juan Sebastian LEMUS OTALORA	COL





Result List

Rank	Start Order	Name	Country Code	Points			
				Element	Component	Deductions	Total
1	4	Pau GARCIA DOMEK	ESP	62.24	28.75	-1.0	89.99
2	3	Alessandro LIBERATORE	ITA	57.68	28.50	0.0	86.18
3	5	Tim Niclas SCHUBERT	GER	45.70	20.87	-1.0	65.57
4	8	Juan Sebastian LEMUS OTALORA	COL	43.01	19.50	-1.0	61.51
5	2	Diogo Antonio CUNHA CRAVEIRO	POR	38.37	19.76	0.0	58.13
6	1	Thiago TORTATO	BRA	29.31	17.00	-2.0	44.31
7	6	Victor Florencio LOPEZ BLANCO	PAR	26.15	18.01	0.0	44.16
8	7	Collin Christian MOTLEY	USA	20.22	15.13	0.0	35.35

Legend:	Art. Artistical	M.V. Most Victories	Tech. Technical
----------------	------------------------	----------------------------	------------------------

Timing and Results provided by  TISSOT





Start List

Start Order	Name	Country Code
1	Collin Christian MOTLEY	USA
2	Victor Florencio LOPEZ BLANCO	PAR
3	Thiago TORTATO	BRA
4	Diogo Antonio CUNHA CRAVEIRO	POR
5	Juan Sebastian LEMUS OTALORA	COL
6	Tim Niclas SCHUBERT	GER
7	Alessandro LIBERATORE	ITA
8	Pau GARCIA DOMECH	ESP



Result List

Rank	Start Order	Name	Country Code	Points			Total
				Element	Component	Deductions	
1	8	Pau GARCIA DOMEK	ESP	125.33	60.73	0.0	186.06
2	7	Alessandro LIBERATORE	ITA	95.60	54.22	0.0	149.82
3	6	Tim Niclas SCHUBERT	GER	82.56	40.73	0.0	123.29
4	4	Diogo Antonio CUNHA CRAVEIRO	POR	84.88	36.68	0.0	121.56
5	5	Juan Sebastian LEMUS OTALORA	COL	65.72	36.90	-1.0	101.62
6	3	Thiago TORTATO	BRA	56.35	33.07	0.0	89.42
7	2	Victor Florencio LOPEZ BLANCO	PAR	47.22	31.95	0.0	79.17
8	1	Collin Christian MOTLEY	USA	38.79	27.00	0.0	65.79

Legend:	Art. Artistical	M.V. Most Victories	Tech. Technical
----------------	------------------------	----------------------------	------------------------

Timing and Results provided by  TISSOT





Roller Skating Artistic

Women's Freeskating





Entry List by Event

Country	Name	Date of Birth
ARG - Argentina	Carolina Florencia BURWAN	20 MAY 2000
BRA - Brazil	Bianca CORTEZE AMEIXERO	8 APR 1998
ESP - Spain	Carla ESCRICH Andrea SILVA PASCUAL	11 AUG 1997 15 SEP 2000
FRA - France	Ludivine MALLE	5 DEC 1997
ITA - Italy	Rebecca TARLAZZI Micol ZANGOLI	9 JAN 1999 15 SEP 1998
USA - United States of America	Ashley Jessana Marie CLIFFORD	13 MAY 1998





Combined Result

Rank	Name	Country Code	Points	Short Program	Long Program
1	Rebecca TARLAZZI	ITA	193.66	1	1
2	Andrea SILVA PASCUAL	ESP	163.93	2	2
3	Carla ESCRICH	ESP	160.89	3	3
4	Micol ZANGOLI	ITA	142.01	4	4
5	Bianca CORTEZE AMEIXERO	BRA	120.24	5	6
6	Ashley Jessana Marie CLIFFORD	USA	118.85	6	5
7	Carolina Florencia BURWAN	ARG	113.90	7	7
8	Ludivine MALLE	FRA	95.52	8	8





Medallists

Medal	Name	Country
GOLD	Rebecca TARLAZZI	ITA - Italy
SILVER	Andrea SILVA PASCUAL	ESP - Spain
BRONZE	Carla ESCRICH	ESP - Spain

Timing and Results provided by  TISSOT





Start List

Start Order	Name	Country Code
1	Micol ZANGOLI	ITA
2	Bianca CORTEZE AMEIXERO	BRA
3	Andrea SILVA PASCUAL	ESP
4	Ludivine MALLE	FRA
5	Carla ESCRICH	ESP
6	Ashley Jessana Marie CLIFFORD	USA
7	Carolina Florencia BURWAN	ARG
8	Rebecca TARLAZZI	ITA



Result List

REVISED
16 JUL 17:23

Rank	Start Order	Name	Country Code	Points			Total
				Element	Component	Deductions	
1	8	Rebecca TARLAZZI	ITA	52.69	26.76	0.0	79.45
2	3	Andrea SILVA PASCUAL	ESP	39.79	22.51	0.0	62.30
3	5	Carla ESCRICH	ESP	40.34	22.87	-1.0	62.21
4	1	Micol ZANGOLI	ITA	34.57	21.63	0.0	56.20
5	2	Bianca CORTEZE AMEIXERO	BRA	28.92	20.13	-1.0	48.05
6	6	Ashley Jessana Marie CLIFFORD	USA	28.27	17.62	-1.0	44.89
7	7	Carolina Florencia BURWAN	ARG	22.34	19.37	0.0	41.71
8	4	Ludivine MALLE	FRA	18.02	16.13	-1.0	33.15

Legend: Art. Artistical M.V. Most Victories Tech. Technical

Micol ZANGOLI (ITA) score has been revised.

Timing and Results provided by  TISSOT





Start List

Start Order	Name	Country Code
1	Ludivine MALLE	FRA
2	Carolina Florencia BURWAN	ARG
3	Ashley Jessana Marie CLIFFORD	USA
4	Bianca CORTEZE AMEIXERO	BRA
5	Micol ZANGOLI	ITA
6	Carla ESCRICH	ESP
7	Andrea SILVA PASCUAL	ESP
8	Rebecca TARLAZZI	ITA



Result List

Rank	Start Order	Name	Country Code	Points			
				Element	Component	Deductions	Total
1	8	Rebecca TARLAZZI	ITA	69.41	44.80	0.0	114.21
2	7	Andrea SILVA PASCUAL	ESP	61.82	39.81	0.0	101.63
3	6	Carla ESCRICH	ESP	59.86	38.82	0.0	98.68
4	5	Micol ZANGOLI	ITA	51.21	35.60	-1.0	85.81
5	3	Ashley Jessana Marie CLIFFORD	USA	42.55	31.41	0.0	73.96
6	4	Bianca CORTEZE AMEIXERO	BRA	39.38	33.81	-1.0	72.19
7	2	Carolina Florencia BURWAN	ARG	39.77	32.42	0.0	72.19
8	1	Ludivine MALLE	FRA	33.97	28.40	0.0	62.37

Legend:	Art. Artistical	M.V. Most Victories	Tech. Technical
----------------	------------------------	----------------------------	------------------------

Timing and Results provided by  TISSOT





Roller Skating Artistic

Couple Dance





Entry List by Event

Country	Name	Gender	Date of Birth
COL - Colombia	Brayan CARRENO CEBALLOS	Male	2 OCT 2000
	Daniela GERENA LOPERA	Female	22 SEP 2001
ITA - Italy	Giovanni PICCOLANTONIO	Male	5 DEC 2000
	Asya Sofia TESTONI	Female	27 JAN 2001
POR - Portugal	Ana Luisa MONTEIRO WALGODE	Female	31 DEC 1997
	Pedro MONTEIRO WALGODE	Male	23 JUL 1994
USA - United States of America	Raphael AMADOR	Male	20 SEP 2005
	Madison Marie KELLIS	Female	9 APR 2003





Combined Result

Rank	Name	Country Code	Points	Style Dance	Free Dance
1	Ana Luisa MONTEIRO WALGODE Pedro MONTEIRO WALGODE	POR	138.76	1	2
2	Asya Sofia TESTONI Giovanni PICCOLANTONIO	ITA	138.73	2	1
3	Daniela GERENA LOPERA Brayan CARRENO CEBALLOS	COL	106.68	3	3
4	Madison Marie KELLIS Raphael AMADOR	USA	92.42	4	4



Medallists

Medal	Country	Name
GOLD	POR - Portugal	Ana Luisa MONTEIRO WALGODE Pedro MONTEIRO WALGODE
SILVER	ITA - Italy	Giovanni PICCOLANTONIO Asya Sofia TESTONI
BRONZE	COL - Colombia	Brayan CARRENO CEBALLOS Daniela GERENA LOPERA



Start List

Start Order	Name	Country Code
1	Daniela GERENA LOPERA Brayan CARRENO CEBALLOS	COL
2	Asya Sofia TESTONI Giovanni PICCOLANTONIO	ITA
3	Madison Marie KELLIS Raphael AMADOR	USA
4	Ana Luisa MONTEIRO WALGODE Pedro MONTEIRO WALGODE	POR



Result List

Rank	Start Order	Name	Country Code	Points			
				Element	Component	Deductions	Total
1	4	Ana Luisa MONTEIRO WALGODE Pedro MONTEIRO WALGODE	POR	26.10	29.12	0.0	55.22
2	2	Asya Sofia TESTONI Giovanni PICCOLANTONIO	ITA	25.80	28.38	0.0	54.18
3	1	Daniela GERENA LOPERA Brayan CARRENO CEBALLOS	COL	23.80	22.50	0.0	46.30
4	3	Madison Marie KELLIS Raphael AMADOR	USA	19.65	18.75	0.0	38.40

Legend:	Art. Artistical	M.V. Most Victories	Tech. Technical
----------------	------------------------	----------------------------	------------------------

Timing and Results provided by  TISSOT





Start List

Start Order	Name	Country Code
1	Madison Marie KELLIS Raphael AMADOR	USA
2	Daniela GERENA LOPERA Brayan CARRENO CEBALLOS	COL
3	Asya Sofia TESTONI Giovanni PICCOLANTONIO	ITA
4	Ana Luisa MONTEIRO WALGODE Pedro MONTEIRO WALGODE	POR



Result List

Rank	Start Order	Name	Country Code	Points			
				Element	Component	Deductions	Total
1	3	Asya Sofia TESTONI Giovanni PICCOLANTONIO	ITA	45.55	39.00	0.0	84.55
2	4	Ana Luisa MONTEIRO WALGODE Pedro MONTEIRO WALGODE	POR	41.60	41.94	0.0	83.54
3	2	Daniela GERENA LOPERA Brayan CARRENO CEBALLOS	COL	34.60	27.78	-2.0	60.38
4	1	Madison Marie KELLIS Raphael AMADOR	USA	29.00	25.02	0.0	54.02

Legend:	Art. Artistical	M.V. Most Victories	Tech. Technical
----------------	------------------------	----------------------------	------------------------

Timing and Results provided by  **TISSOT**



Softball





35	Softball	3237
35.1	Table of Contents	3238
35.2	Women's	3241
35.2.1	Competition Schedule	3242
35.2.2	Team Roster	3243
35.2.2.1	Team Roster - AUS	3243
35.2.2.2	Team Roster - CAN	3244
35.2.2.3	Team Roster - ITA	3245
35.2.2.4	Team Roster - JPN	3246
35.2.2.5	Team Roster - MEX	3247
35.2.2.6	Team Roster - PUR	3248
35.2.2.7	Team Roster - TPE	3249
35.2.2.8	Team Roster - USA	3250
35.2.3	Tournament Summary	3251
35.2.4	Medallists (Team)	3252
35.2.5	Medallists by Event	3253
35.2.6	Medal Standings	3254
35.2.7	Finals	3255
35.2.7.1	7th Place Game	3255
35.2.7.1.1	Starting Line-Up	3255
35.2.7.1.2	Results	3257
35.2.7.2	5th Place Game	3259
35.2.7.2.1	Starting Line-Up	3259
35.2.7.2.2	Results	3261
35.2.7.3	Bronze Medal Game #19	3263
35.2.7.3.1	Starting Line-Up	3263
35.2.7.3.2	Results	3265
35.2.7.4	Gold Medal Game #20	3267
35.2.7.4.1	Starting Line-Up	3267
35.2.7.4.2	Results	3269
35.2.8	Semifinals	3271
35.2.8.1	Game #15	3271
35.2.8.1.1	Starting Line-Up	3271
35.2.8.1.2	Results	3273
35.2.8.2	Game #16	3275
35.2.8.2.1	Starting Line-Up	3275
35.2.8.2.2	Results	3277
35.2.9	Consolation Semifinals 5-8	3279

35.2.9.1	Game #13	3279
35.2.9.1.1	Starting Line-Up	3279
35.2.9.1.2	Results	3281
35.2.9.2	Game #14	3283
35.2.9.2.1	Starting Line-Up	3283
35.2.9.2.2	Results	3285
35.2.10	Preliminary Round - Group B	3287
35.2.10.1	Game #2	3287
35.2.10.1.1	Starting Line-Up	3287
35.2.10.1.2	Results	3289
35.2.10.2	Game #6	3291
35.2.10.2.1	Starting Line-Up	3291
35.2.10.2.2	Results	3293
35.2.10.3	Game #4	3295
35.2.10.3.1	Starting Line-Up	3295
35.2.10.3.2	Results	3297
35.2.10.4	Game #8	3299
35.2.10.4.1	Starting Line-Up	3299
35.2.10.4.2	Results	3301
35.2.10.5	Game #10	3303
35.2.10.5.1	Starting Line-Up	3303
35.2.10.5.2	Results	3305
35.2.10.6	Game #12	3307
35.2.10.6.1	Starting Line-Up	3307
35.2.10.6.2	Results	3309
35.2.11	Preliminary Round - Group A	3311
35.2.11.1	Game #1	3311
35.2.11.1.1	Starting Line-Up	3311
35.2.11.1.2	Results	3313
35.2.11.2	Game #3	3315
35.2.11.2.1	Starting Line-Up	3315
35.2.11.2.2	Results	3317
35.2.11.3	Game #5	3319
35.2.11.3.1	Starting Line-Up	3319
35.2.11.3.2	Results	3321
35.2.11.4	Game #7	3323
35.2.11.4.1	Starting Line-Up	3323
35.2.11.4.2	Results	3325
35.2.11.5	Game #9	3327
35.2.11.5.1	Starting Line-Up	3327
35.2.11.5.2	Results	3329
35.2.11.6	Game #11	3331
35.2.11.6.1	Starting Line-Up	3331
35.2.11.6.2	Results	3333



Softball

Women's





Competition Schedule

As of WED 13 JUL 2022

Date	Start Time	Teams (Visitor vs Home)		Game No.	Phase	Location	
SAT 9 JUL	10:00	PUR	vs	MEX	1	Preliminary Round - Group A	Hoover Met Stadium
	13:00	TPE	vs	CAN	2	Preliminary Round - Group B	Hoover Met Stadium
	16:00	AUS	vs	JPN	3	Preliminary Round - Group A	Hoover Met Stadium
SUN 10 JUL	10:00	MEX	vs	JPN	5	Preliminary Round - Group A	Hoover Met Stadium
	13:30	ITA	vs	CAN	6	Preliminary Round - Group B	Hoover Met Stadium
	16:00	PUR	vs	AUS	7	Preliminary Round - Group A	Hoover Met Stadium
	18:30	USA	vs	ITA	4	Preliminary Round - Group B	Hoover Met Stadium
	21:00	TPE	vs	USA	8	Preliminary Round - Group B	Hoover Met Stadium
MON 11 JUL	10:00	AUS	vs	MEX	9	Preliminary Round - Group A	Hoover Met Stadium
	13:00	ITA	vs	TPE	10	Preliminary Round - Group B	Hoover Met Stadium
	16:00	JPN	vs	PUR	11	Preliminary Round - Group A	Hoover Met Stadium
	19:00	CAN	vs	USA	12	Preliminary Round - Group B	Hoover Met Stadium
TUE 12 JUL	10:00	MEX	vs	CAN	13	Consolation Semifinals 5-8	Hoover Met Stadium
	13:00	ITA	vs	PUR	14	Consolation Semifinals 5-8	Hoover Met Stadium
	16:10	TPE	vs	JPN	15	Semifinals	Hoover Met Stadium
	19:10	AUS	vs	USA	16	Semifinals	Hoover Met Stadium
WED 13 JUL	10:00	MEX	vs	ITA	17	Finals	Hoover Met Stadium
	13:00	PUR	vs	CAN	18	Finals	Hoover Met Stadium
	16:00	AUS	vs	TPE	19	Women's Bronze Medal Game	Hoover Met Stadium
	20:00	JPN	vs	USA	20	Women's Gold Medal Game	Hoover Met Stadium

Note:
Please check online for more details and the latest updates.

Legend:
No. Number

Timing and Results provided by 





Team Roster

As of SAT 9 JUL 2022

AUS - Australia

No.	Name	Date of Birth	Height m / ft in	Pos.	Bat Hand	Throw Hand	Club
1	KEEVERS Shannon	3 OCT 1998	-	U	L	L	
2	WARWICK Clare	18 MAY 1987	1.69/5'7"	IF	R	R	
4	McMANUS Stacey	12 APR 1989	1.56/5'1"	IF	R	R	
7	COX Michelle	15 APR 1991	1.67/5'6"	OF	L	L	
8	WHITEFIELD Tamieka	12 MAR 1999	1.71/5'7"	U	R	R	
10	LAMB Kandra	19 NOV 1999	-	P	R	R	
11	WALL Jade	20 APR 1989	1.70/5'7"	OF	R	R	
12	LADNER Chantelle Maree	4 NOV 1996	-	U	R	R	
14	WHITE Belinda	18 JUL 1988	1.63/5'4"	C	R	R	
15	HOOD Georgia	8 NOV 2000	-	U	R	R	
18	TRZCINSKI Stephanie	11 JAN 1996	-	P	R	R	
19	ROBERTS Ellen	8 APR 1992	1.76/5'9"	P	R	R	
20	WILLEMS Sasha	28 AUG 2001	1.65/5'5"	C	R	R	
21	KUZMINSKI Olivia Grace	4 MAR 2002	-	IF	R	R	
22	TSITSIKRONIS Taylah	3 JUL 1994	1.69/5'7"	C	R	R	

Team average: 1.00/3'3"

Team Manager: CLOUGH Chrissy
 Coach: HARROW Laing
 JAMES Chantelle Lee-Anne
 KIRKPATRICK Andrew Thomas
 MACKIE Anthony John

Legend:			
-	Information not available	C	Catcher
L	Bats/Throws Left Handed	No.	Uniform number
P	Pitcher	Pos.	Position
U	Utility	IF	Infielder
		OF	Outfielder
		R	Bats/Throws Right Handed



Team Roster

REVISED
9 JUL 15:59

As of SAT 9 JUL 2022

CAN - Canada

No.	Name	Date of Birth	Height m / ft in	Pos.	Bat Hand	Throw Hand	Club
1	HARSHMAN Kelsey	10 NOV 1996	1.64/5'5"	IF	L	R	
2	WIDEMAN Natalie	11 JAN 1992	1.60/5'3"	U	R	R	
3	POLIDORI Erika	26 JAN 1992	1.63/5'4"	OF	R	L	
8	HAYWARD Victoria	11 APR 1992	1.75/5'9"	OF	L	L	
13	FEBREY Alysén	1 JUN 1998	1.69/5'7"	IF	L	R	
14	LEUNG Janet	25 APR 1994	1.69/5'7"	IF	R	R	
15	LALOR Kelsey	1 MAR 1998	1.72/5'8"	OF	L	R	
17	ANDERSON Ruby	2 AUG 2005	1.66/5'5"	P	R	R	
19	ENTZMINGER Emma	11 JAN 1996	1.65/5'5"	IF	R	R	
26	FRANKLIN Larissa	26 MAR 1993	1.74/5'9"	OF	L	R	
28	SIMPSON Nicola	28 MAY 2003	1.73/5'8"	P	R	R	
42	JONES Kianna	2 MAR 2001	1.83/6'0"	OF	R	R	
72	CHARTRAND Jorde Madison	22 APR 2003	1.70/5'7"	P	R	R	
77	MESSMER Grace	27 MAY 2001	1.70/5'7"	IF	R	R	
99	RACKEL Morgan	6 NOV 1997	1.75/5'9"	P	R	L	

Team average: 1.70/5'7"

Coach: ALAMEDA Lonni (USA)
JONES Chris
LYE Joey
RAFTER Kaleigh
SALLING Jenn

Legend:	- Information not available	IF Infielder	L Bats/Throws Left Handed
No. Uniform number		OF Outfielder	P Pitcher
Pos. Position		R Bats/Throws Right Handed	U Utility

Bib number of Simpson Nicola has been corrected from 27 to 28.

Timing and Results provided by  TISSOT





Team Roster

REVISED
9 JUL 17:53

As of SAT 9 JUL 2022

ITA - Italy

No.	Name	Date of Birth	Height m / ft in	Pos.	Bat Hand	Throw Hand	Club
3	ROTONDO Alessandra	4 FEB 2000	-	IF	R	R	
4	MARRONE Fabrizia	10 OCT 1996	-				
5	LACATENA Alexia	21 OCT 2002	1.70/5'7"	P	R	R	
7	CACCIAMANI Ilaria	18 MAR 1994	1.70/5'7"	P	R	R	
9	BIGATTON Laura	2 MAY 1997	1.65/5'5"	P/OF	L	R	
11	ELISA Princic	5 JUN 2000	1.65/5'5"	C	R	R	
12	FAMA Amanda	13 AUG 1989	1.80/5'11"	IF	R	R	
14	LONGHI Giulia	17 JAN 1993	1.67/5'6"	IF	R	R	
15	CECCHETTI Elisa	21 AUG 1995	1.78/5'10"	C/OF	R	R	
16	NICOLINI Alice	2 AUG 1995	-				
21	VIGNA Laura	24 JAN 1999	-	OF	L	L	
22	BARTOLI Anita	19 MAY 2004	1.68/5'6"	IF	R	R	
23	SHELDON Melany	22 APR 1997	-	IF	R	R	
24	KOUTSOYANOPULOS Giulia	4 JAN 2002	1.72/5'8"	IF	R	L	
25	EDWARDS Sarah	26 JUN 1996	1.75/5'9"	C	L	L	

Team average: 1.14/3'9"

Team Manager: ZAGARIA Giovanni
Coach: BRUSA Giulio
 EVANS Nancy Renee (USA)
 PIZZOLINI Federico

Legend:	- Information not available	C Catcher	IF Infielder
L Bats/Throws Left Handed	No. Uniform number	OF Outfielder	
P Pitcher	Pos. Position	R Bats/Throws Right Handed	

Bib number of Edwards Sarah has been corrected from 8 to 25.

Timing and Results provided by **TISSOT**



Team Roster

REVISED
10 JUL 8:49

As of SUN 10 JUL 2022

JPN - Japan

No.	Name	Date of Birth	Height m / ft in	Pos.	Bat Hand	Throw Hand	Club
2	MIWA Sakura	1 OCT 1998	-	P	R	R	
3	KUDO Kanna	3 APR 1999	-	IF	L	R	
4	ICHIGUCHI Yuka	3 JUL 1992	-	IF	L	R	
6	ISHIKAWA Kyoko	28 MAY 1996	-	OF	L	R	
7	SAKAMOTO Yui	22 APR 1996	-	IF	R	R	
8	HARADA Nodoka	9 AUG 1991	-	OF	R	R	
9	NAKAGAWA Ayane	18 JUL 1998	-	OF	L	R	
10	KAWABATA Hitomi	1 MAY 1996	-	IF	L	R	
14	NAITO Minori	26 APR 1994	-	IF	R	R	
16	FUJITA Yamato	18 DEC 1990	-	P	R	R	
18	KATSUMATA Misaki	12 OCT 1999	-	P	R	R	
23	FUJIMOTO Urara	12 JAN 1999	-	OF	L	R	
24	KIRIISHI Yume	12 DEC 1999	-	C	R	R	
25	AGATSUMA Haruka	18 DEC 1994	-	C	B	L	
27	GOTO Miu	2 MAR 2001	-	P	L	L	

Team average: 0.00/0'0"

Team Manager: UTSUGI Reika
Coach: CASAREZ Mary Lucy (USA)
 JIMBO Miyako
 MATSUDA Hikaru
 OTA Minori
 YANAGAWA Naoko

Legend:	B Both	C Catcher
- Information not available	L Bats/Throws Left Handed	No. Uniform number
IF Infielder	P Pitcher	Pos. Position
OF Outfielder		
R Bats/Throws Right Handed		

Team manager and Coach have been updated.

Timing and Results provided by 





Team Roster

REVISED
9 JUL 11:52

As of SAT 9 JUL 2022

MEX - Mexico

No.	Name	Date of Birth	Height m / ft in	Pos.	Bat Hand	Throw Hand	Club
2	CASAS Alex	24 JUN 2001	-	U	R	L	
3	RUFFIN Madelyn	13 SEP 2000	-	OF	R	R	
16	ESPINOZA CASIANO Marlene	16 APR 2003	-	IF	R	R	
17	PONCE Gloria	2 DEC 2005	-	U	R	R	
19	DONOHUE Saleen	20 JUN 2001	-	DH	R	R	
22	WY SOCKI Savannah	4 NOV 1999	-	OF	L	L	
23	ARADILLAS Stefania	15 SEP 1994	-	OF	R	R	
27	PERO Valeria	2 FEB 2001	-	C	R	R	
29	TREVINO Yanina	12 MAR 2002	-	U	R	R	
42	HERNANDEZ Desiree	25 JAN 2003	-	P	L	L	
44	PIRI Ximena	18 SEP 2005	-	U	R	R	
55	ARCEGA Diana	21 FEB 1999	-	C	R	R	
86	ESTRADA Kiana	1 AUG 2004	-	IF	R	R	
89	HYLAND Sierra	3 MAR 1995	-	P	R	R	

Team average: 0.00/0'0"

Coach: ARAUJO Jorge
PEREZ CARRILLO Adriana (USA)
PRIETO Nancy

Legend:			
-	Information not available	C	Catcher
L	Bats/Throws Left Handed	No.	Uniform number
P	Pitcher	Pos.	Position
U	Utility	IF	Infielder
		OF	Outfielder
		R	Bats/Throws Right Handed

Player's name has been corrected: Gonzales Marie to Wysocki Savannah

Timing and Results provided by  TISSOT



Team Roster

As of SAT 9 JUL 2022

PUR - Puerto Rico

No.	Name	Date of Birth	Height m / ft in	Pos.	Bat Hand	Throw Hand	Club
2	RIVERA Alyssa	26 JAN 1998	-	OF	L	L	
3	RIVERA Daniele	3 SEP 1999	-	IF	L	R	
4	MARTINEZ Janelle	27 SEP 2003	-	C/OF	R	R	
5	ORTIZ STERLING Shasl Yanne	5 MAR 2002	-	U	R	R	
8	OCASIO Aleshia	15 AUG 1996	-	P/IF	B	R	
9	HOOVER Jaimie	10 SEP 1998	-	IF/OF	R	R	
10	COZZA Jenna	9 NOV 1995	-	IF	R	R	
12	CLAUDIO Karla	21 AUG 1993	-	P/IF	R	R	
21	GORDON Carsyn	1 NOV 1996	-	IF/OF	R	R	
32	COE Esperanza	13 JAN 2002	-	P/IF	R	R	
33	ROMAN Tatianna	3 MAR 2003	-	OF	B	R	
40	TORRES Geana Jene	13 DEC 1999	-	C/OF	L	L	
44	GARCIA Kathyria	6 NOV 2003	-	IF	R	R	
88	ORTIZ MARTINEZ Camille Nahir	12 JAN 2005	-	C	R	R	
99	DUNG Xeana	4 MAR 1997	-	P	R	R	

Team average: 0.00/0'0"

Team Manager: RIVERA Ivan
 Coach: LEON Carlos (USA)
 NAVAS Lisa (USA)
 PERDOMO ZAPATA Luis Eduardo (VEN)
 SANTOS David

Legend:		
-	Information not available	B Both
IF	Infielder	L Bats/Throws Left Handed
OF	Outfielder	P Pitcher
R	Bats/Throws Right Handed	U Utility
		C Catcher
		No. Uniform number
		Pos. Position



Team Roster

As of SAT 9 JUL 2022

TPE - Chinese Taipei

No.	Name	Date of Birth	Height m / ft in	Pos.	Bat Hand	Throw Hand	Club
1	SHEN Chia-Wen	29 MAY 1995	-	OF	L	R	
2	KE Hsia-Ai	7 JAN 2003	-	P	R	R	
4	LI Szu-Shih	27 FEB 1992	-	C	R	R	
5	LIN Feng-Chen	20 SEP 1993	-	IF	L	R	
11	KO Chia-Hui	26 JUN 1999	-	IF	R	R	
14	TSAI Chia-Chen	3 SEP 1997	-	P	R	R	
15	HO Yi-Fan	7 AUG 1998	-	IF	L	R	
21	LIN Chih-Ying	22 JUN 1997	-	C/IF	R	R	
22	LIU Hsuan	17 AUG 1998	-	IF	L	R	
26	CHIU An-Ju	8 DEC 1990	-	P	R	R	
28	CHIANG Ting-En	5 MAY 2001	-	OF	L	R	
30	YANG Yi-Ting	3 MAY 1991	-	IF	L	R	
31	CHEN Chia-Yi	31 DEC 1995	-	IF/OF	L	R	
32	CHANG Chia-Yun	19 AUG 2000	-	OF	R	L	
38	TU Ya-Ting	12 DEC 1999	-	P	R	R	

Team average: 0.00/0'0"

Coach:
CHEN Po-Jung
CHIANG Tzu-Lin
HAN Hsin-Lin
TSAI Yi-San
TUNG Yun-Chi

Legend:		
-	Information not available	C Catcher
L	Bats/Throws Left Handed	No. Uniform number
P	Pitcher	Pos. Position
		IF Infielder
		OF Outfielder
		R Bats/Throws Right Handed





Team Roster

As of SAT 9 JUL 2022

USA - United States

No.	Name	Date of Birth	Height m / ft in	Pos.	Bat Hand	Throw Hand	Club
3	CARDA Ally	15 JAN 1993	1.72/5'8"	P	R	R	
4	ECHOLS Charla	3 NOV 2000	1.62/5'4"	IF	L	R	
8	McCLENEY Haylie	11 JUL 1994	1.63/5'4"	OF	L	L	
9	HANSEN Kinzie	12 OCT 2001	-	C	R	R	
12	FORD Jailyn	3 JUN 1994	-	P	L	L	
14	ABBOTT Monica	28 JUL 1985	1.90/6'3"	P	L	L	
16	MOULTRIE Michelle	13 JUL 1990	1.60/5'3"	OF	L	R	
17	PLEASANTS Taylor	8 SEP 2000	1.82/6'0"	IF	L	R	
18	LORENZ Amanda	25 APR 1997	-	IF/OF	L	L	
22	JEFFERSON Janae	3 FEB 1999	-	IF	L	R	
24	FARAIMO Megan	14 JUL 2000	1.82/6'0"	P	R	R	
34	MULIPOLA Dejah	19 FEB 1998	1.72/5'8"	C	R	R	
37	FLIPPEN Hannah	7 MAR 1995	1.60/5'3"	U	R	R	
41	FOUTS Montana	4 JUN 2000	1.85/6'1"	P	R	R	
48	NICKLES Bubba	8 MAR 1998	1.72/5'8"	OF	R	R	

Team average: 1.27/4'2"

Team Manager: SEBREN Chris
 Coach: BALDWIN Tony
 KAITLYN Leddy
 MALONE Cindy
 TARR Heather
 WALTON Tim

Legend:			
-	Information not available	C	Catcher
L	Bats/Throws Left Handed	No.	Uniform number
P	Pitcher	Pos.	Position
U	Utility	IF	Infielder
		OF	Outfielder
		R	Bats/Throws Right Handed



Tournament Summary

As of WED 13 JUL 2022

Preliminary Round

A					Games			Runs		W/L%	GB
	JPN	AUS	PUR	MEX	Played	Won	Lost	For	Against		
JPN		10-1	6-0	6-0	3	3	0	22	1	1.000	-
AUS	1-10		3-0	8-0	3	2	1	12	10	.667	1.0
PUR	0-6	0-3		3-1	3	1	2	3	10	.333	2.0
MEX	0-6	0-8	1-3		3	0	3	1	17	.000	3.0

B					Games			Runs		W/L%	GB
	USA	TPE	CAN	ITA	Played	Won	Lost	For	Against		
USA		7-0	10-2	6-0	3	3	0	23	2	1.000	-
TPE	0-7		9-4	4-1	3	2	1	13	12	.667	1.0
CAN	2-10	4-9		10-4	3	1	2	16	23	.333	2.0
ITA	0-6	1-4	4-10		3	0	3	5	20	.000	3.0

Semifinals		Finals		Medals	
Japan (JPN)		Japan (JPN)		Gold Medal United States (USA)	
Chinese Taipei (TPE)	7 - 0				
United States (USA)		United States (USA)		Silver Medal Japan (JPN)	
Australia (AUS)	5 - 0				
Chinese Taipei (TPE)		Chinese Taipei (TPE)		Bronze Medal Chinese Taipei (TPE)	
Australia (AUS)	6 - 0				

5-8 Classification Round

Canada (CAN)		Rank		Team	
Mexico (MEX)	8 - 1	1	USA	2	Japan
Puerto Rico (PUR)		3	Chinese Taipei	4	Australia
Italy (ITA)	7 - 0	5	Puerto Rico	6	Canada
Mexico (MEX)		7	Italy	8	Mexico
Italy (ITA)		1 - 4			

Legend: GB Games behind W Win/loss percentage



Medallists(Team)

GOLD	SILVER	BRONZE
USA - United States	JPN - Japan	TPE - Chinese Taipei
3 CARDA Ally	2 MIWA Sakura	1 SHEN Chia-Wen
4 ECHOLS Charla	3 KUDO Kanna	2 KE Hsia-Ai
8 McCLENEY Haylie	4 ICHIGUCHI Yuka	4 LI Szu-Shih
9 HANSEN Kinzie	6 ISHIKAWA Kyoko	5 LIN Feng-Chen
12 FORD Jaiilyn	7 SAKAMOTO Yui	11 KO Chia-Hui
14 ABBOTT Monica	8 HARADA Nodoka	14 TSAI Chia-Chen
16 MOULTRIE Michelle	9 NAKAGAWA Ayane	15 HO Yi-Fan
17 PLEASANTS Taylor	10 KAWABATA Hitomi	21 LIN Chih-Ying
18 LORENZ Amanda	14 NAITO Minori	22 LIU Hsuan
22 JEFFERSON Janae	16 FUJITA Yamato	26 CHIU An-Ju
24 FARAIMO Megan	18 KATSUMATA Misaki	28 CHIANG Ting-En
34 MULIPOLA Dejah	23 FUJIMOTO Urara	30 YANG Yi-Ting
37 FLIPPEN Hannah	24 KIRIISHI Yume	31 CHEN Chia-Yi
41 FOUTS Montana	25 AGATSUMA Haruka	32 CHANG Chia-Yun
48 NICKLES Bubba	27 GOTO Miu	38 TU Ya-Ting





Medallists by Event

As of WED 13 JUL 2022 at 22:32

Event	Date	Medal	Name	NOC Code
Women's	WED 13 JUL	GOLD	3 CARDA Ally 4 ECHOLS Charla 8 McCLENEY Haylie 9 HANSEN Kinzie 12 FORD Jailyn 14 ABBOTT Monica 16 MOULTRIE Michelle 17 PLEASANTS Taylor 18 LORENZ Amanda 22 JEFFERSON Janae 24 FARAIMO Megan 34 MULIPOLA Dejah 37 FLIPPEN Hannah 41 FOUTS Montana 48 NICKLES Bubba	USA
		SILVER	2 MIWA Sakura 3 KUDO Kanna 4 ICHIGUCHI Yuka 6 ISHIKAWA Kyoko 7 SAKAMOTO Yui 8 HARADA Nodoka 9 NAKAGAWA Ayane 10 KAWABATA Hitomi 14 NAITO Minori 16 FUJITA Yamato 18 KATSUMATA Misaki 23 FUJIMOTO Urara 24 KIRIISHI Yume 25 AGATSUMA Haruka 27 GOTO Miu	JPN
		BRONZE	1 SHEN Chia-Wen 2 KE Hsia-Ai 4 LI Szu-Shih 5 LIN Feng-Chen 11 KO Chia-Hui 14 TSAI Chia-Chen 15 HO Yi-Fan 21 LIN Chih-Ying 22 LIU Hsuan 26 CHIU An-Ju 28 CHIANG Ting-En 30 YANG Yi-Ting 31 CHEN Chia-Yi 32 CHANG Chia-Yun 38 TU Ya-Ting	TPE



Medal Standings

As of WED 13 JUL 2022 at 22:32

Rank	NOC	Men				Women				Total				Rank by Total
		G	S	B	Tot.	G	S	B	Tot.	G	S	B	Tot.	
1	USA - United States					1			1	1			1	=1
2	JPN - Japan						1		1		1		1	=1
3	TPE - Chinese Taipei							1	1			1	1	=1
Total:						1	1	1	3	1	1	1	3	

Note:
Rank by Total is calculated by the total number of gold, silver and bronze medals.

LEGEND
= Equal sign indicates that two or more Countrys share the same rank by total
Tot. Total
B Bronze G Gold S Silver

Timing and Results provided by 





Starting Line-Up

MEX - Mexico

No. Player	Pos.	B/T	AVG	GP	GS	AB	R	H	2B	3B	HR	RBI	SLG%	BB	HBP	SO	OB%	SB	ATT.
22 WYSOCKI Savannah	LF	L/L	.250	4	4	8	-	2	-	-	-	-	.250	-	-	3	.250	-	1
16 ESPINOZA CASIANO Marlene	SS	R/R	.182	4	5	11	1	2	1	-	-	-	.273	-	-	4	.182	-	0
86 ESTRADA Kiana	1B	R/R	.200	4	5	10	1	2	-	-	1	1	.500	1	-	5	.273	-	0
3 RUFFIN Madelyn	CF	R/R	.182	4	5	11	-	2	-	-	-	-	.182	1	1	3	.308	-	1
19 DONOHOE Saleen	3B	R/R	.250	4	5	8	-	2	-	-	-	-	.250	1	-	1	.333	-	0
55 ARCEGA Diana	DP	R/R	.167	4	4	6	-	1	-	-	-	-	.167	-	-	-	.167	-	0
27 PERO Valeria	C	R/R	.000	2	3	5	-	-	-	-	-	-	.000	-	-	2	.000	-	0
29 TREVINO Yanina	2B	R/R	.125	4	5	8	-	1	-	-	-	-	.125	-	-	3	.125	-	0
23 ARADILLAS Stefania	RF	R/R	.000	3	3	6	-	-	-	-	-	-	.000	-	-	1	.000	-	0

No. Starting Pitcher	ERA	W	L	GP	GS	CG	IP	H	R	ER	BB	SO	B/AVG	WP	BK/ILP	HBP
89 HYLAND Sierra	1.62	-	2	2	3	-	8.2	7	6	2	6	7	.200	1	-	-

ITA - Italy

No. Player	Pos.	B/T	AVG	GP	GS	AB	R	H	2B	3B	HR	RBI	SLG%	BB	HBP	SO	OB%	SB	ATT.
21 VIGNA Laura	LF	L/L	.300	4	5	10	1	3	-	-	1	2	.600	1	1	1	.417	-	0
3 ROTONDO Alessandra	2B	R/R	.250	4	4	8	-	2	-	-	-	-	.250	-	-	3	.250	-	0
12 FAMA Amanda	SS	R/R	.400	4	5	10	-	4	1	-	-	1	.500	1	-	3	.455	-	0
14 LONGHI Giulia	3B	R/R	.200	4	5	10	1	2	-	-	1	2	.500	-	-	4	.200	-	0
15 CECCHETTI Elisa	DP	R/R	.091	4	5	11	1	1	-	-	-	-	.091	-	-	2	.091	-	0
25 EDWARDS Sarah	1B	L/L	.000	4	5	10	-	-	-	-	-	-	.000	-	-	4	.000	-	0
11 ELISA Princic	C	R/R	.200	3	2	5	-	1	-	-	-	-	.200	-	-	2	.200	-	0
24 KOUTSOYANOPULOS Giulia	CF	R/L	.100	4	5	10	-	1	-	-	-	-	.100	-	-	5	.100	-	0
4 MARRONE Fabrizia	RF	/	.200	4	5	10	2	2	-	-	-	-	.200	-	-	2	.200	-	0

No. Starting Pitcher	ERA	W	L	GP	GS	CG	IP	H	R	ER	BB	SO	B/AVG	WP	BK/ILP	HBP
5 LACATENA Alexia	8.40	-	1	1	2	-	5.0	11	6	6	3	-	.478	-	-	-



Starting Line-Up

MEX - Mexico
Non-Starters

No.	Player	Pos.	B/T
2	CASAS Alex	U	R/L
9	MIRANDA WEEKS Raci Cian	P	/
17	PONCE Gloria	U	R/R
42	HERNANDEZ Desiree	P	L/L
44	PIRI Ximena	U	R/R

ITA - Italy
Non-Starters

No.	Player	Pos.	B/T
7	CACCIAMANI Ilaria	P	R/R
9	BIGATTON Laura	P/OF	L/R
16	NICOLINI Alice	/	/
22	BARTOLI Anita	IF	R/R
23	SHELDON Melany	IF	R/R

Team Manager

ZAGARIA Giovanni

Coach

ARAUJO Jorge
PEREZ CARRILLO Adriana
PRIETO Nancy

Coach

BRUSA Giulio
EVANS Nancy Renee
PIZZOLINI Federico

Umpires: SASAJIMA Ayaka (JPN HP), ARTEAGA GONZALEZ Juan Felipe (COL 1B), MICHAUD Annie (CAN 2B), HERNANDEZ Jose (PUR 3B)

Technical Commissioners: CASTRO ARIAS Roberto (CRC), DOWN Lisa (CAN)

Scorekeepers: DUIN Dennis (NED), IZAGUIRRE Oscar (VEN), WIENS Janet (CAN)

Note:
Visitor team is shown on the left.

Legend:

1B First base	2B Doubles/Second base	3B Triples/Third base	AB At bats
AVG Batting average	ATT. Stolen base attempts	B Both	B/AVG Opponent batting average
BB Bases on balls	BK/ILP Balks/Illegal Pitches	B/T Bat/Throw Hand	C Catcher
CF Center Fielder	CG Completed Games	DP Designated Player	ER Earned runs allowed
ERA Earned run average	GP Games pitched/played	GS Games started	H Hits
HBP Hit by pitch	HR Home runs	IF Infielder	IP Innings pitched/played
L Loss/left hand	LF Left Fielder	No. Uniform number	OB% On base percentage
OF Outfielder	P Pitcher	Pos. Position	R Runs/right hand
RBI Runs batted in	RF Right Fielder	SB Stolen bases	SLG% Slugging percentage
SO Strikeouts	SS Shortstop	U Utility	W Win
WP Wild pitches			



Result

MEX 1 - 4 ITA

	1	2	3	4	5	6	7	R	H	E	LOB
MEX - Mexico	0	0	0	0	1	0	0	1	6	0	6
ITA - Italy	1	0	0	0	0	3	x	4	4	2	3

Mexico (MEX)	Pos.	AB	R	H	RBI	BB	SO	PO	A	E
WYSOCKI S	LF	3	-	1	-	-	-	1	-	-
ESPINOZA CASIANO M	SS	2	-	-	-	-	-	1	-	-
ESTRADA K	1B	2	-	1	1	-	-	3	1	-
RUFFIN M	CF	3	-	1	-	-	1	-	-	-
DONOHUE S	3B	3	-	1	-	-	-	1	-	-
ARCEGA D	DP	3	-	1	-	-	-	-	-	-
PERO V	C	3	-	-	-	-	-	11	1	-
TREVINO Y	2B	2	-	-	-	-	1	1	-	-
*HERNANDEZ D	PH	1	-	-	-	-	-	-	-	-
ARADILLAS S	RF	1	-	-	-	-	-	-	-	-
*PIRI X	PH	-	-	-	-	1	-	-	-	-
*CASAS A	PR	-	1	-	-	-	-	-	-	-
	RF	1	-	1	-	-	-	-	-	-
HYLAND S	P	-	-	-	-	-	-	-	1	-
Totals:		24	1	6	1	1	2	18	3	-

Italy (ITA)	Pos.	AB	R	H	RBI	BB	SO	PO	A	E
VIGNA L	LF	1	2	-	-	2	1	3	-	-
ROTONDO A	2B	1	-	-	-	-	1	6	2	1
FAMA A	SS	3	1	2	2	-	-	5	1	1
LONGHI G	3B	3	1	-	-	-	2	2	3	-
CECCHETTI E	DP	3	-	1	1	-	-	-	-	-
EDWARDS S	1B	2	-	-	1	-	2	1	1	-
ELISA P	C	3	-	1	-	-	2	2	1	-
KOUTSOYANOPULOS G	CF	2	-	-	-	-	1	1	-	-
MARRONE F	RF	2	-	-	-	-	1	1	1	-
LACATENA A	P	-	-	-	-	-	-	-	2	-
Totals:		20	4	4	4	2	10	21	11	2

Top 5th Pinch hitter PIRI Ximena hitting for ARADILLAS Stefania
 Top 5th Pinch runner CASAS Alex running for PIRI Ximena
 Bottom 5th CASAS Alex remained in the game as right fielder
 Bottom 5th PIRI Ximena came out of the field of play
 Top 7th Pinch hitter HERNANDEZ Desiree hitting for TREVINO Yanina

Doubles - MEX 1 - ESTRADA K; ITA 1 - CECCHETTI E
Triples - MEX 0; ITA 1 - FAMA A
Caught stealing - MEX 1 - ESPINOZA CASIANO M; ITA 0
Sacrifice hits - MEX 3 - ESPINOZA CASIANO M, ESTRADA K, WYSOCKI S; ITA 1 - ROTONDO A
Sacrifice flies - MEX 0; ITA 1 - EDWARDS S

Mexico (MEX)	W/L/S	IP	H	R	ER	BB	SO	HR	WP	BK/ILP	AB	BF	NP
HYLAND S	L (0,3,0)	6.0	4	4	4	2	10	-	1	-	20	25	90
Totals:		6.0	4	4	4	2	10	-	1	-	20	25	90

Italy (ITA)	W/L/S	IP	H	R	ER	BB	SO	HR	WP	BK/ILP	AB	BF	NP
LACATENA A	W (1,1,0)	7.0	6	1	1	1	2	-	-	-	24	28	80
Totals:		7.0	6	1	1	1	2	-	-	-	24	28	80

Hit by pitch - MEX 1 - ROTONDO A by HYLAND S; ITA 0



Result

Technical Commissioners: CASTRO ARIAS Roberto (CRC) DOWN Lisa (CAN)
Umpires: (HP) SASAJIMA Ayaka (JPN) (1B) ARTEAGA GONZALEZ Juan Felipe (COL)
 (2B) MICHAUD Annie (CAN) (3B) HERNANDEZ Jose (PUR)

Scorekeepers: DUIN Dennis (NED) IZAGUIRRE Oscar (VEN) WIENS Janet (CAN)

Length of game: 1h 24min
Conditions: Few clouds **Attendance:** **Temperature:** 27°C/81°F **Humidity:** 76%

Legend:			
*	Substitutions	1B	First base
A	Assists	AB	At bats
BK/ILP	Balks/Illegal pitches	C	Catcher
DP	Double plays/Designated Player	HP	Home plate
H	Hits	LF	Left Fielder
L	Loss	PH	Pinch hitter
P	Pitcher	R	Runs
PR	Pinch Runner	SO	Strikeouts
S	Save	x	Did not bat
WP	Wild pitches		
2B	Second base	2B	Second base
BB	Bases on balls	BB	Bases on balls
CF	Center Fielder	CF	Center Fielder
E	Errors	E	Errors
HR	Home runs	HR	Home runs
LOB	Left on base	LOB	Left on base
PO	Put outs	PO	Put outs
RBI	Runs batted in	RBI	Runs batted in
SS	Shortstop	SS	Shortstop
3B	Third base	3B	Third base
BF	Batters faced	BF	Batters faced
ER	Earned runs allowed	ER	Earned runs allowed
IP	Innings pitched	IP	Innings pitched
NP	Number of pitches	NP	Number of pitches
Pos.	Position	Pos.	Position
RF	Right Fielder	RF	Right Fielder
W	Win	W	Win



Starting Line-Up

PUR - Puerto Rico

No. Player	Pos.	B/T	AVG	GP	GS	AB	R	H	2B	3B	HR	RBI	SLG%	BB	HBP	SO	OB%	SB	ATT.
21 GORDON Carsyn	CF	R/R	.273	4	5	11	3	3	1	-	1	2	.636	2	-	2	.385	1	1
10 COZZA Jenna	SS	R/R	.308	4	5	13	2	4	1	-	-	3	.385	-	-	4	.308	-	0
12 CLAUDIO Karla	1B	R/R	.417	4	5	12	-	5	-	-	-	2	.417	-	-	2	.417	-	0
9 HOOVER Jaimie	LF	R/R	.125	4	4	8	-	1	-	-	-	1	.125	-	-	3	.125	-	0
2 RIVERA Alyssa	RF	L/L	.100	4	5	10	-	1	-	-	-	-	.100	1	-	5	.182	1	1
4 MARTINEZ Janelle	C	R/R	.000	3	4	5	1	-	-	-	-	-	.000	1	-	3	.167	-	0
5 ORTIZ STERLING Shasl Yanne	2B	R/R	.000	2	2	3	-	-	-	-	-	-	.000	-	-	2	.000	-	0
33 ROMAN Tatianna	DP	B/R	.000	4	3	3	-	-	-	-	-	-	.000	1	-	1	.250	-	0
44 GARCIA Kathyria	3B	R/R	.000	3	4	3	-	-	-	-	-	-	.000	-	-	1	.000	-	0

No. Starting Pitcher	ERA	W	L	GP	GS	CG	IP	H	R	ER	BB	SO	B/AVG	WP	BK/ILP	HBP
8 OCASIO Aleshia	0.66	2	-	3	5	1	10.2	7	1	1	2	11	.175	2	1	2

CAN - Canada

No. Player	Pos.	B/T	AVG	GP	GS	AB	R	H	2B	3B	HR	RBI	SLG%	BB	HBP	SO	OB%	SB	ATT.
8 HAYWARD Victoria	LF	L/L	.385	4	5	13	3	5	-	1	-	2	.538	-	-	1	.357	6	6
1 HARSHMAN Kelsey	2B	L/R	.364	4	5	11	4	4	1	-	-	2	.455	2	1	2	.500	-	0
42 JONES Kianna	1B	R/R	.385	4	5	13	3	5	1	-	2	4	.923	1	-	1	.429	-	0
26 FRANKLIN Larissa	CF	L/R	.417	4	5	12	3	5	1	-	-	3	.500	1	1	1	.500	1	2
3 POLIDORI Erika	RF	R/L	.200	4	5	10	3	2	1	-	1	3	.600	1	-	2	.273	1	1
13 FEBREY Alysen	DP	L/R	.100	4	5	10	-	1	-	-	-	2	.100	1	-	2	.182	-	0
14 LEUNG Janet	SS	R/R	.375	4	5	8	3	3	-	-	-	1	.375	2	1	-	.545	-	0
19 ENTZMINGER Emma	3B	R/R	.222	4	5	9	3	2	-	-	-	-	.222	2	-	1	.364	1	1
2 WIDEMAN Natalie	C	R/R	.400	4	5	5	1	2	-	-	-	1	.400	1	-	1	.500	-	0

No. Starting Pitcher	ERA	W	L	GP	GS	CG	IP	H	R	ER	BB	SO	B/AVG	WP	BK/ILP	HBP
72 CHARTRAND Jorde Madison	14.00	-	1	2	2	-	4.0	8	8	8	3	2	.400	-	-	1



Starting Line-Up

PUR - Puerto Rico

Non-Starters

No.	Player	Pos.	B/T
3	RIVERA Daniele	IF	L/R
32	COE Esperanza	P/IF	R/R
40	TORRES Geana Jene	C/OF	L/L
88	ORTIZ MARTINEZ Camille Nahir	C	R/R
99	DUNG Xeana	P	R/R

Team Manager RIVERA Ivan

Coach LEON Carlos NAVAS Lisa PERDOMO ZAPATA Luis Eduardo SANTOS David
--

CAN - Canada

Non-Starters

No.	Player	Pos.	B/T
15	LALOR Kelsey	OF	L/R
17	ANDERSON Ruby	P	R/R
28	SIMPSON Nicola	P	R/R
77	MESSMER Grace	IF	R/R
99	RACKEL Morgan	P	R/L

Coach ALAMEDA Lonni JONES Chris LYE Joey RAFTER Kaleigh SALLING Jenn
--

Umpires:

HEAD Laura	USA	HP
FABRIZI Sabrina	ITA	1B
McCOWN Steven	USA	2B
LOHNERT Thomas	GER	3B

Technical Commissioners:

CRESS Rich	USA
DEBONO Mario	MLT

Scorekeepers:

ALMARAZ Gabriel	MEX
COGOLLO William	COL
MAURIZIO Ronchi	ITA

Note:
Visitor team is shown on the left.

Legend:

1B First base	2B Doubles/Second base	3B Triples/Third base	AB At bats
AVG Batting average	ATT. Stolen base attempts	B Both	B/AVG Opponent batting average
BB Bases on balls	BK/ILP Balks/Illegal Pitches	B/T Bat/Throw Hand	C Catcher
CF Center Fielder	CG Completed Games	DP Designated Player	ER Earned runs allowed
ERA Earned run average	GP Games pitched/played	GS Games started	H Hits
HBP Hit by pitch	HR Home runs	IF Infielder	IP Innings pitched/played
L Loss/left hand	LF Left Fielder	No. Uniform number	OB% On base percentage
OF Outfielder	P Pitcher	Pos. Position	R Runs/right hand
RBI Runs batted in	RF Right Fielder	SB Stolen bases	SLG% Slugging percentage
SO Strikeouts	SS Shortstop	U Utility	W Win
WP Wild pitches			



Result

PUR 1 - 0 CAN

	1	2	3	4	5	6	7	R	H	E	LOB
PUR - Puerto Rico	1	0	0	0	0	0	0	1	5	0	5
CAN - Canada	0	0	0	0	0	0	0	0	2	1	3

Puerto Rico (PUR)	Pos.	AB	R	H	RBI	BB	SO	PO	A	E
OCASIO A	P	3	1	2	-	-	-	-	-	-
GORDON C	CF	2	-	-	-	1	1	1	-	-
COZZA J	SS	3	-	-	-	-	-	1	2	-
CLAUDIO K	1B	3	-	1	1	-	-	7	-	-
HOOVER J	LF	3	-	1	-	-	-	2	-	-
RIVERA A	RF	2	-	-	-	1	1	4	-	-
MARTINEZ J	C	2	-	-	-	-	1	4	2	-
*TORRES GJ	PH	1	-	-	-	-	-	-	-	-
ORTIZ STERLING SY	2B	3	-	1	-	-	1	-	1	-
ROMAN T	DP	2	-	-	-	-	-	-	-	-
*COE E	PH	1	-	-	-	-	-	-	-	-
	DP	-	-	-	-	-	-	-	-	-
GARCIA K	3B	-	-	-	-	-	-	2	2	-
Totals:		25	1	5	1	2	4	21	7	-

Canada (CAN)	Pos.	AB	R	H	RBI	BB	SO	PO	A	E
HAYWARD V	LF	3	-	1	-	-	-	3	-	1
HARSHMAN K	2B	2	-	1	-	1	1	1	4	-
*LALOR K	PR	-	-	-	-	-	-	-	-	-
JONES K	1B	-	-	-	-	-	-	-	-	-
	DP	3	-	-	-	-	2	-	-	-
FRANKLIN L	CF	3	-	-	-	-	-	2	-	-
POLIDORI E	RF	1	-	-	-	1	-	-	-	-
FEBREY A	DP	-	-	-	-	-	-	-	-	-
	1B	3	-	-	-	-	1	8	-	-
LEUNG J	SS	2	-	-	-	-	-	3	3	-
ENTZMINGER E	3B	2	-	-	-	-	-	-	3	-
WIDEMAN N	C	2	-	-	-	-	-	4	-	-
CHARTRAND JM	P	-	-	-	-	-	-	-	-	-
*SIMPSON N	P	-	-	-	-	-	-	-	-	-
Totals:		21	-	2	-	2	4	21	10	1

Top 1st Temporary runner COZZA Jenna(re-enter) running for OCASIO Aleshia
 Top 4th Pinch hitter TORRES Geana Jene hitting for MARTINEZ Janelle
 Bottom 4th MARTINEZ Janelle returned to catcher
 Bottom 4th TORRES Geana Jene came out of the field of play
 Top 5th Temporary runner ROMAN Tatianna(re-enter) running for OCASIO Aleshia
 Top 7th Pinch hitter COE Esperanza hitting for ROMAN Tatianna
 Bottom 7th COE Esperanza remained in the game as designated player

Top 1st FEBREY Alysen moved to first baseman
 Top 1st JONES Kianna moved to designated player
 Top 5th SIMPSON Nicola to play pitcher for CAN substituting CHARTRAND Jorde Madison
 Bottom 6th Pinch runner LALOR Kelsey running for HARSHMAN Kelsey
 Top 7th HARSHMAN Kelsey returned to second baseman
 Top 7th LALOR Kelsey came out of the field of play

Doubles - PUR 2 - CLAUDIO K, OCASIO A; CAN 1 - HARSHMAN K
Stolen bases - PUR 0; CAN 1 - HAYWARD V
Grounded into double play - PUR 1 - TORRES GJ; CAN 1 - FEBREY A
Double plays - PUR 1 - CLAUDIO K, COZZA J; CAN 1 - FEBREY A, HARSHMAN K, LEUNG J
Passed balls - PUR 1 - MARTINEZ J; CAN 0

Puerto Rico (PUR)	W/L/S	IP	H	R	ER	BB	SO	HR	WP	BK/ILP	AB	BF	NP
OCASIO A	W (3,0,0)	7.0	2	-	-	2	4	-	-	-	21	24	77
Totals:		7.0	2	-	-	2	4	-	-	-	21	24	77

Canada (CAN)	W/L/S	IP	H	R	ER	BB	SO	HR	WP	BK/ILP	AB	BF	NP
CHARTRAND JM	L (0,2,0)	4.0	3	1	1	2	3	-	-	-	14	16	56
SIMPSON N		3.0	2	-	-	-	1	-	-	-	11	11	35
Totals:		7.0	5	1	1	2	4	-	-	-	25	27	91

Intentional bases on balls - PUR 0; CAN 1 - RIVERA A by CHARTRAND JM
Hit by pitch - PUR 1 - POLIDORI E by OCASIO A; CAN 0





Result

Technical Commissioners:	CRESS Rich (USA)	DEBONO Mario (MLT)	
Umpires:	(HP) HEAD Laura (USA) (2B) McCOWN Steven (USA)	(1B) FABRIZI Sabrina (ITA) (3B) LOHNERT Thomas (GER)	
Scorekeepers:	ALMARAZ Gabriel (MEX)	COGOLLO William (COL)	MAURIZIO Ronchi (ITA)
Length of game:	1h 29min	Attendance:	
Conditions:	Few clouds	Temperature: 30°C/86°F	Humidity: 61%

Legend:			
*	Substitutions	1B	First base
A	Assists	AB	At bats
BK/ILP	Balks/Illegal pitches	C	Catcher
DP	Double plays/Designated Player	HP	Home plate
H	Hits	LF	Left Fielder
L	Loss	PH	Pinch hitter
P	Pitcher	R	Runs
PR	Pinch Runner	SO	Strikeouts
S	Save	2B	Second base
WP	Wild pitches	BB	Bases on balls
		CF	Center Fielder
		E	Errors
		HR	Home runs
		LOB	Left on base
		PO	Put outs
		RBI	Runs batted in
		SS	Shortstop
		3B	Third base
		BF	Batters faced
		ER	Earned runs allowed
		IP	Innings pitched
		NP	Number of pitches
		Pos.	Position
		RF	Right Fielder
		W	Win



Starting Line-Up

AUS - Australia

No. Player	Pos.	B/T	AVG	GP	GS	AB	R	H	2B	3B	HR	RBI	SLG%	BB	HBP	SO	OB%	SB	ATT.
8 WHITEFIELD Tamiaka	2B	R/R	.100	4	5	10	2	1	-	-	-	1	.100	1	-	2	.167	2	2
1 KEEVERS Shannon	LF	L/L	.167	4	5	12	1	2	-	-	-	-	.167	-	-	6	.167	-	1
22 TSITSIKRONIS Taylah	1B	R/R	.429	4	5	7	3	3	1	-	1	4	1.000	3	-	1	.500	-	1
11 WALL Jade	CF	R/R	.400	4	5	10	2	4	-	-	2	5	1.000	2	-	3	.500	-	0
2 WARWICK Clare	3B	R/R	.222	4	5	9	-	2	1	-	-	-	.333	-	-	1	.222	-	0
21 KUZMINSKI Olivia Grace	RF	R/R	.000	4	1	5	-	-	-	-	-	-	.000	-	-	2	.000	-	0
15 HOOD Georgia	DP	R/R	.000	4	5	6	-	-	-	-	-	-	.000	2	-	4	.250	-	0
4 McMANUS Stacey	SS	R/R	.333	4	5	9	1	3	-	-	-	-	.333	-	-	-	.333	-	0
14 WHITE Belinda	C	R/R	.286	4	5	7	-	2	-	-	-	-	.286	1	-	-	.375	-	0

No. Starting Pitcher	ERA	W	L	GP	GS	CG	IP	H	R	ER	BB	SO	B/AVG	WP	BK/ILP	HBP
19 ROBERTS Ellen	4.28	2	2	4	5	1	18.0	18	11	11	7	18	.265	-	-	1

TPE - Chinese Taipei

No. Player	Pos.	B/T	AVG	GP	GS	AB	R	H	2B	3B	HR	RBI	SLG%	BB	HBP	SO	OB%	SB	ATT.
30 YANG Yi-Ting	SS	L/R	.231	4	5	13	3	3	-	-	-	-	.231	-	-	3	.231	1	1
5 LIN Feng-Chen	2B	L/R	.444	4	5	9	2	4	1	-	-	-	.556	1	-	1	.500	-	1
21 LIN Chih-Ying	1B	R/R	.300	4	5	10	2	3	1	-	-	3	.400	-	-	2	.300	-	0
31 CHEN Chia-Yi	DP	L/R	.300	4	5	10	-	3	1	-	-	4	.400	1	-	1	.364	-	0
4 LI Szu-Shih	C	R/R	.364	4	5	11	1	4	2	-	-	1	.545	-	-	2	.364	-	0
1 SHEN Chia-Wen	LF	L/R	.200	4	5	10	2	2	-	-	-	-	.200	1	-	4	.273	2	2
22 LIU Hsuan	3B	L/R	.333	2	2	3	-	1	-	-	-	1	.333	-	-	1	.333	-	0
32 CHANG Chia-Yun	CF	R/L	.125	4	5	8	1	1	-	-	-	-	.125	-	-	4	.125	-	0
28 CHIANG Ting-En	RF	L/R	.250	4	5	8	2	2	-	1	-	1	.500	1	-	2	.333	-	2

No. Starting Pitcher	ERA	W	L	GP	GS	CG	IP	H	R	ER	BB	SO	B/AVG	WP	BK/ILP	HBP
2 KE Hsia-Ai	2.63	1	-	4	3	1	13.1	13	5	5	-	10	.245	-	-	-



Starting Line-Up

**AUS - Australia
Non-Starters**

No.	Player	Pos.	B/T
7	COX Michelle	OF	L/L
10	LAMB Kandra	P	R/R
12	LADNER Chantelle Maree	U	R/R
18	TRZCINSKI Stephanie	P	R/R
20	WILLEMS Sasha	C	R/R

**TPE - Chinese Taipei
Non-Starters**

No.	Player	Pos.	B/T
11	KO Chia-Hui	IF	R/R
14	TSAI Chia-Chen	P	R/R
15	HO Yi-Fan	IF	L/R
26	CHIU An-Ju	P	R/R
38	TU Ya-Ting	P	R/R

Team Manager

CLOUGH Chrissy

Coach

HARROW Laing
JAMES Chantelle Lee-Anne
KIRKPATRICK Andrew Thomas
MACKIE Anthony John

Coach

CHEN Po-Jung
CHIANG Tzu-Lin
HAN Hsin-Lin
TSAI Yi-San
TUNG Yun-Chi

Umpires: McCOWN Steven
SASAJIMA Ayaka
HEAD Laura
MICHAUD Annie

USA HP
JPN 1B
USA 2B
CAN 3B

Technical Commissioners: CASTRO ARIAS Roberto
CRESS Rich

CRC
USA

Scorekeepers: DUIN Dennis
IZAGUIRRE Oscar
WIENS Janet

NED
VEN
CAN

Note:
Visitor team is shown on the left.

Legend:		
1B	First base	2B Doubles/Second base
AVG	Batting average	ATT. Stolen base attempts
BB	Bases on balls	BK/ILP Balks/Illegal Pitches
CF	Center Fielder	CG Completed Games
ERA	Earned run average	GP Games pitched/played
HBP	Hit by pitch	HR Home runs
L	Loss/left hand	LF Left Fielder
OF	Outfielder	P Pitcher
RBI	Runs batted in	RF Right Fielder
SO	Strikeouts	SS Shortstop
WP	Wild pitches	3B Triples/Third base
		B Both
		B/T Bat/Throw Hand
		DP Designated Player
		GS Games started
		IF Infielder
		No. Uniform number
		Pos. Position
		SB Stolen bases
		U Utility
		AB At bats
		B/AVG Opponent batting average
		C Catcher
		ER Earned runs allowed
		H Hits
		IP Innings pitched/played
		OB% On base percentage
		R Runs/right hand
		SLG% Slugging percentage
		W Win



Result

AUS 0 - 6 TPE

	1	2	3	4	5	6	7	R	H	E	LOB
AUS - Australia	0	0	0	0	0	0	0	0	2	0	3
TPE - Chinese Taipei Olympic Committee	1	2	0	1	2	0	x	6	11	0	6

Australia (AUS)	Pos.	AB	R	H	RBI	BB	SO	PO	A	E
WHITEFIELD T	2B	2	-	-	-	-	1	1	-	-
KEEVERS S	LF	2	-	1	-	1	-	1	-	-
TSITSIKRONIS T	1B	2	-	-	-	1	-	8	-	-
WALL J	CF	3	-	-	-	-	2	2	1	-
WARWICK C	3B	3	-	1	-	-	-	-	-	-
KUZMINSKI OG	RF	3	-	-	-	-	1	-	-	-
HOOD G	DP	2	-	-	-	-	-	-	-	-
McMANUS S	SS	2	-	-	-	-	-	-	3	-
WHITE B	C	2	-	-	-	-	1	6	-	-
ROBERTS E	P	-	-	-	-	-	-	-	1	-
*LAMB K	P	-	-	-	-	-	-	-	-	-
Totals:		21	-	2	-	2	4	18	6	-

Bottom 5th LAMB Kandra to play pitcher for AUS substituting ROBERTS Ellen

Chinese Taipei (TPE)	Pos.	AB	R	H	RBI	BB	SO	PO	A	E
YANG Y	SS	3	-	1	1	-	-	4	1	-
LIN F	2B	3	1	2	2	-	-	4	2	-
LIN C	1B	3	-	-	-	-	-	5	-	-
*KO C	PH	1	-	-	-	-	1	-	-	-
CHEN C	DP	3	1	2	1	-	-	-	-	-
LI S	C	3	-	-	-	-	1	4	-	-
SHEN C	LF	2	1	-	1	-	-	2	-	-
LIU H	3B	3	2	2	-	-	-	1	3	-
CHANG C	CF	3	1	3	-	-	-	-	-	-
CHIANG T	RF	3	-	1	-	-	2	1	1	-
KE H	P	-	-	-	-	-	-	-	-	-
Totals:		27	6	11	5	-	4	21	7	-

Bottom 6th Pinch hitter KO Chia-Hui hitting for LIN Chih-Ying

Top 7th LIN Chih-Ying returned to first baseman

Top 7th KO Chia-Hui came out of the field of play

Triples - AUS 0; TPE 1 - CHEN C

Stolen bases - AUS 0; TPE 3 - CHANG C, LIU H (2)

Sacrifice flies - AUS 0; TPE 1 - LIN F

Double plays - AUS 0; TPE 2 - CHIANG T, LIU H, YANG Y, LIN F (2)

Australia (AUS)	W/L/S	IP	H	R	ER	BB	SO	HR	WP	BK/ILP	AB	BF	NP
ROBERTS E	L (2,3,0)	4.2	10	6	6	-	2	-	-	-	22	25	84
LAMB K		1.1	1	-	-	-	2	-	-	-	5	5	22
Totals:		6.0	11	6	6	-	4	-	-	-	27	30	106

ROBERTS Ellen faced 1 batters in the 5th inning

Chinese Taipei (TPE)	W/L/S	IP	H	R	ER	BB	SO	HR	WP	BK/ILP	AB	BF	NP
KE H	W (2,0,0)	7.0	2	-	-	2	4	-	1	-	21	24	95
Totals:		7.0	2	-	-	2	4	-	1	-	21	24	95

Hit by pitch - AUS 2 - SHEN C by ROBERTS E, YANG Y by ROBERTS E; TPE 1 - WHITEFIELD T by KE H





Result

Technical Commissioners:	CASTRO ARIAS Roberto (CRC)	CRESS Rich (USA)	
Umpires:	(HP) McCOWN Steven (USA) (2B) HEAD Laura (USA)	(1B) SASAJIMA Ayaka (JPN) (3B) MICHAUD Annie (CAN)	
Scorekeepers:	DUIN Dennis (NED)	IZAGUIRRE Oscar (VEN)	WIENS Janet (CAN)
Length of game:	1h 51min	Attendance:	
Conditions:	Clear sky	Temperature: 32°C/90°F	Humidity: 56%

Legend:							
*	Substitutions	1B	First base	2B	Second base	3B	Third base
A	Assists	AB	At bats	BB	Bases on balls	BF	Batters faced
BK/ILP	Balks/Illegal pitches	C	Catcher	CF	Center Fielder		
DP	Double plays/Designated Player	E	Errors	ER	Earned runs allowed		
H	Hits	HP	Home plate	HR	Home runs	IP	Innings pitched
L	Loss	LF	Left Fielder	LOB	Left on base	NP	Number of pitches
P	Pitcher	PH	Pinch hitter	PO	Put outs	Pos.	Position
R	Runs	RBI	Runs batted in	RF	Right Fielder	S	Save
SO	Strikeouts	SS	Shortstop	W	Win	WP	Wild pitches
x	Did not bat						





Starting Line-Up

JPN - Japan

No. Player	Pos.	B/T	AVG	GP	GS	AB	R	H	2B	3B	HR	RBI	SLG%	BB	HBP	SO	OB%	SB	ATT.
8 HARADA Nodoka	CF	R/R	.400	4	5	15	4	6	3	-	-	-	.600	1	-	1	.438	-	1
6 ISHIKAWA Kyoko	LF	L/R	.231	4	5	13	4	3	1	-	-	1	.308	-	2	2	.333	2	3
4 ICHIGUCHI Yuka	SS	L/R	.333	4	5	12	4	4	-	-	-	2	.333	-	1	-	.385	2	2
16 FUJITA Yamato	DP	R/R	.500	4	5	12	6	6	2	1	3	9	1.583	1	-	4	.538	-	0
10 KAWABATA Hitomi	2B	L/R	.500	4	5	12	5	6	3	-	1	5	1.000	1	-	1	.538	-	0
14 NAITO Minori	1B	R/R	.545	4	5	11	4	6	-	-	1	3	.818	1	-	-	.583	-	0
7 SAKAMOTO Yui	3B	R/R	.167	3	3	6	1	1	-	-	-	-	.167	-	-	1	.167	-	0
24 KIRIISHI Yume	C	R/R	.000	3	2	4	-	-	-	-	-	1	.000	-	-	-	.000	-	0
23 FUJIMOTO Urara	RF	L/R	.000	2	2	3	-	-	-	-	-	-	.000	-	-	2	.000	-	0

No. Starting Pitcher	ERA	W	L	GP	GS	CG	IP	H	R	ER	BB	SO	B/AVG	WP	BK/ILP	HBP
2 MIWA Sakura	0.00	1	-	3	2	-	8.0	-	-	-	-	9	.000	-	-	1

USA - United States

No. Player	Pos.	B/T	AVG	GP	GS	AB	R	H	2B	3B	HR	RBI	SLG%	BB	HBP	SO	OB%	SB	ATT.
8 McCLENEY Haylie	CF	L/L	.583	4	5	12	4	7	2	-	-	5	.750	2	-	-	.600	1	3
18 LORENZ Amanda	LF	L/L	.357	4	5	14	1	5	1	-	-	1	.429	1	-	1	.400	-	0
37 FLIPPEN Hannah	SS	R/R	.333	4	5	9	4	3	-	-	2	4	1.000	4	-	2	.538	-	0
4 ECHOLS Charla	3B	L/R	.167	4	5	12	2	2	1	-	-	1	.250	2	-	1	.286	-	1
48 NICKLES Bubba	RF	R/R	.333	3	2	3	2	1	-	-	-	-	.333	2	-	-	.600	-	0
34 MULIPOLA Dejah	C	R/R	.600	4	5	10	3	6	1	-	-	5	.700	2	-	1	.667	-	0
17 PLEASANTS Taylor	1B	L/R	.222	4	5	9	4	2	-	-	1	5	.556	3	1	1	.462	-	0
9 HANSEN Kinzie	DP	R/R	.455	4	5	11	5	5	2	-	-	1	.636	1	-	1	.500	1	1
22 JEFFERSON Janae	2B	L/R	.250	4	5	8	3	2	-	1	-	1	.500	2	-	-	.364	-	0

No. Starting Pitcher	ERA	W	L	GP	GS	CG	IP	H	R	ER	BB	SO	B/AVG	WP	BK/ILP	HBP
14 ABBOTT Monica	0.00	1	-	1	2	1	6.0	3	-	-	-	14	.150	-	-	-



Starting Line-Up

**JPN - Japan
Non-Starters**

No.	Player	Pos.	B/T
3	KUDO Kanna	IF	L/R
9	NAKAGAWA Ayane	OF	L/R
18	KATSUMATA Misaki	P	R/R
25	AGATSUMA Haruka	C	B/L
27	GOTO Miu	P	L/L

Team Manager UTSUGI Reika

Coach CASAREZ Mary Lucy JIMBO Miyako MATSUDA Hikaru OTA Minori YANAGAWA Naoko

**USA - United States
Non-Starters**

No.	Player	Pos.	B/T
3	CARDA Ally	P	R/R
12	FORD Jailyn	P	L/L
16	MOULTRIE Michelle	OF	L/R
24	FARAIMO Megan	P	R/R
41	FOUTS Montana	P	R/R

Team Manager SEBREN Chris

Coach BALDWIN Tony KAITLYN Leddy MALONE Cindy TARR Heather WALTON Tim

Umpires:

HERNANDEZ Jose	PUR	HP
LOHNERT Thomas	GER	1B
FABRIZI Sabrina	ITA	2B
ARTEAGA GONZALEZ Juan Felipe	COL	3B

Technical Commissioners:

DEBONO Mario	MLT
DOWN Lisa	CAN

Scorekeepers:

ALMARAZ Gabriel	MEX
COGOLLO William	COL
MAURIZIO Ronchi	ITA

Note:
Visitor team is shown on the left.

Legend:

1B First base	2B Doubles/Second base	3B Triples/Third base	AB At bats
AVG Batting average	ATT. Stolen base attempts	B Both	B/AVG Opponent batting average
BB Bases on balls	BK/ILP Balks/Illegal Pitches	B/T Bat/Throw Hand	C Catcher
CF Center Fielder	CG Completed Games	DP Designated Player	ER Earned runs allowed
ERA Earned run average	GP Games pitched/played	GS Games started	H Hits
HBP Hit by pitch	HR Home runs	IF Infielder	IP Innings pitched/played
L Loss/left hand	LF Left Fielder	No. Uniform number	OB% On base percentage
OF Outfielder	P Pitcher	Pos. Position	R Runs/right hand
RBI Runs batted in	RF Right Fielder	SB Stolen bases	SLG% Slugging percentage
SO Strikeouts	SS Shortstop	U Utility	W Win
WP Wild pitches			



Result

JPN 2 - 3 USA

	1	2	3	4	5	6	7	R	H	E	LOB
JPN - Japan	0	0	1	0	1	0	0	2	8	0	12
USA - United States of America	0	3	0	0	0	0	x	3	5	1	4

Japan (JPN)	Pos.	AB	R	H	RBI	BB	SO	PO	A	E
HARADA N	CF	3	-	-	-	1	2	-	-	-
ISHIKAWA K	LF	3	-	1	-	1	-	3	-	-
ICHIGUCHI Y	SS	4	-	-	-	-	2	2	2	-
*KUDO K	SS	-	-	-	-	-	-	-	-	-
FUJITA Y	DP	1	-	-	-	1	1	-	-	-
	P	1	-	1	-	-	-	-	1	-
KAWABATA H	2B	4	1	-	-	-	2	2	3	-
NAITO M	1B	4	1	2	1	-	1	7	1	-
SAKAMOTO Y	3B	3	-	2	1	-	1	-	1	-
KIRIISHI Y	C	3	-	1	-	-	1	4	-	-
FUJIMOTO U	RF	2	-	1	-	-	-	-	1	-
MIWA S	P	-	-	-	-	-	-	-	-	-
*GOTO M	P	-	-	-	-	-	-	-	-	-
Totals:		28	2	8	2	3	10	18	9	-

United States (USA)	Pos.	AB	R	H	RBI	BB	SO	PO	A	E
McCLENNEY H	CF	3	-	1	-	-	-	-	-	-
LORENZ A	LF	3	-	-	-	-	1	1	-	-
FLIPPEN H	SS	3	-	-	-	-	-	1	1	-
ECHOLS C	3B	3	-	1	-	-	-	-	1	1
NICKLES B	RF	2	1	-	-	1	-	-	-	-
MULIPOLA D	C	3	1	2	-	-	-	10	-	-
PLEASANTS T	1B	3	1	-	-	-	1	6	-	-
HANSEN K	DP	1	-	-	-	1	1	-	-	-
JEFFERSON J	2B	1	-	1	3	1	-	2	2	-
ABBOTT M	P	-	-	-	-	-	-	-	2	-
*CARDA A	P	-	-	-	-	-	-	1	1	-
Totals:		22	3	5	3	3	3	21	7	1

Bottom 1st FUJITA Yamato moved to pitcher
 Bottom 1st MIWA Sakura moved to designated player
 Bottom 3rd MIWA Sakura moved to pitcher
 Bottom 3rd FUJITA Yamato moved to designated player
 Bottom 5th GOTO Miu to play pitcher for JPN substituting MIWA Sakura
 Bottom 6th KUDO Kanna to play shortstop for JPN substituting ICHIGUCHI Yuka

Bottom 2nd Temporary runner HANSEN Kinzie(re-enter) running for MULIPOLA Dejah
 Top 5th CARDA Ally to play pitcher for USA substituting ABBOTT Monica

Doubles - JPN 2 - ISHIKAWA K, NAITO M; USA 1 - JEFFERSON J
Stolen bases - JPN 2 - FUJIMOTO U, ISHIKAWA K; USA 0
Sacrifice hits - JPN 2 - FUJIMOTO U, KIRIISHI Y; USA 0
Grounded into double play - JPN 0; USA 1 - LORENZ A
Double plays - JPN 1 - ICHIGUCHI Y, NAITO M; USA 0
Passed balls - JPN 0; USA 2 - MULIPOLA D (2)

Japan (JPN)	W/L/S	IP	H	R	ER	BB	SO	HR	WP	BK/ILP	AB	BF	NP
MIWA S		2.0	1	-	-	2	1	-	-	-	7	9	37
FUJITA Y	L (1,1,0)	2.0	4	3	3	1	1	-	-	-	9	10	40
GOTO M		2.0	-	-	-	-	1	-	-	-	6	6	22
Totals:		6.0	5	3	3	3	3	-	-	-	22	25	99

United States (USA)	W/L/S	IP	H	R	ER	BB	SO	HR	WP	BK/ILP	AB	BF	NP
ABBOTT M	W (2,0,0)	4.0	7	2	2	2	3	-	1	-	19	24	106
CARDA A	S (2,0,1)	3.0	1	-	-	1	7	-	-	-	9	11	54
Totals:		7.0	8	2	2	3	10	-	1	-	28	35	160

ABBOTT Monica faced 2 batters in the 5th inning

Hit by pitch - JPN 0; USA 2 - SAKAMOTO Y by ABBOTT M, FUJITA Y by ABBOTT M



Result

Technical Commissioners:	DEBONO Mario (MLT)	DOWN Lisa (CAN)	
Umpires:	(HP) HERNANDEZ Jose (PUR) (2B) FABRIZI Sabrina (ITA)	(1B) LOHNERT Thomas (GER) (3B) ARTEAGA GONZALEZ Juan Felipe (COL)	
Scorekeepers:	ALMARAZ Gabriel (MEX)	COGOLLO William (COL)	MAURIZIO Ronchi (ITA)
Length of game:	2h 3min	Attendance:	
Conditions:	Few clouds	Temperature: 26°C/79°F	Humidity: 84%

Legend:			
*	Substitutions	1B	First base
A	Assists	AB	At bats
BK/ILP	Balks/Illegal pitches	C	Catcher
DP	Double plays/Designated Player	E	Errors
H	Hits	HP	Home plate
L	Loss	LF	Left Fielder
P	Pitcher	PO	Put outs
RBI	Runs batted in	RF	Right Fielder
SS	Shortstop	W	Win
2B	Second base	BB	Bases on balls
CF	Center Fielder	ER	Earned runs allowed
HR	Home runs	IP	Innings pitched
LOB	Left on base	NP	Number of pitches
Pos.	Position	R	Runs
S	Save	SO	Strikeouts
WP	Wild pitches	x	Did not bat



Starting Line-Up

TPE - Chinese Taipei

No. Player	Pos.	B/T	AVG	GP	GS	AB	R	H	2B	3B	HR	RBI	SLG%	BB	HBP	SO	OB%	SB	ATT.
30 YANG Yi-Ting	SS	L/R	.300	3	4	10	3	3	-	-	-	-	.300	-	-	2	.300	1	1
5 LIN Feng-Chen	2B	L/R	.333	3	4	6	2	2	1	-	-	-	.500	1	-	-	.429	-	1
21 LIN Chih-Ying	1B	R/R	.429	3	4	7	2	3	1	-	-	3	.571	-	-	2	.429	-	0
31 CHEN Chia-Yi	DP	L/R	.333	3	4	9	-	3	1	-	-	4	.444	-	-	1	.333	-	0
4 LI Szu-Shih	C	R/R	.333	3	4	9	1	3	2	-	-	1	.556	-	-	1	.333	-	0
1 SHEN Chia-Wen	LF	L/R	.250	3	4	8	2	2	-	-	-	-	.250	1	-	3	.333	2	2
15 HO Yi-Fan	3B	L/R	.333	3	3	6	-	2	-	-	-	2	.333	1	-	2	.429	-	0
32 CHANG Chia-Yun	CF	R/L	.167	3	4	6	1	1	-	-	-	-	.167	-	-	4	.167	-	0
28 CHIANG Ting-En	RF	L/R	.333	3	4	6	2	2	-	1	-	1	.667	1	-	2	.429	-	2

No. Starting Pitcher	ERA	W	L	GP	GS	CG	IP	H	R	ER	BB	SO	B/AVG	WP	BK/ILP	HBP
26 CHIU An-Ju	7.88	-	1	1	2	-	2.2	3	5	3	2	-	.273	-	-	-

JPN - Japan

No. Player	Pos.	B/T	AVG	GP	GS	AB	R	H	2B	3B	HR	RBI	SLG%	BB	HBP	SO	OB%	SB	ATT.
6 ISHIKAWA Kyoko	LF	L/R	.300	3	4	10	3	3	1	-	-	1	.400	-	1	2	.364	1	2
4 ICHIGUCHI Yuka	2B	L/R	.444	3	4	9	4	4	-	-	-	2	.444	-	1	-	.500	2	2
8 HARADA Nodoka	CF	R/R	.273	3	4	11	3	3	1	-	-	-	.364	1	-	1	.333	-	0
16 FUJITA Yamato	DP	R/R	.556	3	4	9	5	5	2	1	2	7	1.667	1	-	3	.600	-	0
10 KAWABATA Hitomi	3B	L/R	.444	3	4	9	3	4	3	-	1	5	1.111	1	-	1	.500	-	0
14 NAITO Minori	1B	R/R	.556	3	4	9	2	5	-	-	1	3	.889	-	-	-	.556	-	0
9 NAKAGAWA Ayane	RF	L/R	.500	2	3	4	1	2	-	-	-	-	.500	-	1	1	.600	-	0
25 AGATSUMA Haruka	C	B/L	.000	3	3	4	-	-	-	-	-	-	.000	1	-	2	.200	-	0
3 KUDO Kanna	SS	L/R	1.000	3	2	4	-	4	1	-	-	1	1.250	-	-	-	1.000	-	1

No. Starting Pitcher	ERA	W	L	GP	GS	CG	IP	H	R	ER	BB	SO	B/AVG	WP	BK/ILP	HBP
27 GOTO Miu	0.00	1	-	3	3	1	8.0	1	-	-	-	12	.040	-	-	-



Starting Line-Up

TPE - Chinese Taipei
Non-Starters

No.	Player	Pos.	B/T
2	KE Hsia-Ai	P	R/R
11	KO Chia-Hui	IF	R/R
14	TAI Chia-Chen	P	R/R
22	LIU Hsuan	IF	L/R
38	TU Ya-Ting	P	R/R

JPN - Japan
Non-Starters

No.	Player	Pos.	B/T
2	MIWA Sakura	P	R/R
7	SAKAMOTO Yui	IF	R/R
18	KATSUMATA Misaki	P	R/R
23	FUJIMOTO Urara	OF	L/R
24	KIRIISHI Yume	C	R/R

Team Manager

UTSUGI Reika

Coach

CHEN Po-Jung
CHIANG Tzu-Lin
HAN Hsin-Lin
TSAI Yi-San
TUNG Yun-Chi

Coach

CASAREZ Mary Lucy
JIMBO Miyako
MATSUDA Hikaru
OTA Minori
YANAGAWA Naoko

Umpires: HEAD Laura
McCOWN Steven
MICHAUD Annie
HERNANDEZ Jose

USA HP
USA 1B
CAN 2B
PUR 3B

Technical Commissioners: CASTRO ARIAS Roberto
CRESS Rich

CRC
USA

Scorekeepers: ALMARAZ Gabriel
COGOLLO William
IZAGUIRRE Oscar

MEX
COL
VEN

Note:
Visitor team is shown on the left.

Legend:					
1B	First base	2B	Doubles/Second base	3B	Triples/Third base
AVG	Batting average	ATT.	Stolen base attempts	B	Both
BB	Bases on balls	BK/ILP	Balks/Illegal Pitches	B/T	Bat/Throw Hand
CF	Center Fielder	CG	Completed Games	DP	Designated Player
ERA	Earned run average	GP	Games pitched/played	GS	Games started
HBP	Hit by pitch	HR	Home runs	IF	Infielder
L	Loss/left hand	LF	Left Fielder	No.	Uniform number
OF	Outfielder	P	Pitcher	Pos.	Position
RBI	Runs batted in	RF	Right Fielder	SB	Stolen bases
SO	Strikeouts	SS	Shortstop	W	Win
				AB	At bats
				B/AVG	Opponent batting average
				C	Catcher
				ER	Earned runs allowed
				H	Hits
				IP	Innings pitched/played
				OB%	On base percentage
				R	Runs/right hand
				SLG%	Slugging percentage
				WP	Wild pitches



Result

TPE 0 - 7 JPN

	1	2	3	4	5	6	7	R	H	E	LOB
TPE - Chinese Taipei Olympic Committee	0	0	0	0	0	0		0	3	3	3
JPN - Japan	0	2	0	0	4	1		7	9	0	6

Chinese Taipei (TPE)	Pos.	AB	R	H	RBI	BB	SO	PO	A	E
YANG Y	SS	3	-	-	-	1	-	3	-	-
LIN F	2B	3	-	2	-	1	4	1	1	-
LIN C	1B	3	-	-	-	-	6	-	1	-
CHEN C	DP	1	-	-	-	1	-	-	-	-
LI S	C	2	-	1	-	-	1	1	-	-
SHEN C	LF	2	-	-	-	-	1	3	-	-
HO Y	3B	2	-	-	-	-	1	-	-	-
CHANG C	CF	2	-	-	-	-	2	-	1	-
CHIANG T	RF	2	-	-	-	-	-	-	-	-
CHIU A	P	-	-	-	-	-	-	1	-	-
*KE H	P	-	-	-	-	-	-	-	-	-
*TU Y	P	-	-	-	-	-	-	1	-	-
Totals:		20	-	3	-	1	5	17	6	3

Japan (JPN)	Pos.	AB	R	H	RBI	BB	SO	PO	A	E
ISHIKAWA K	LF	3	1	-	-	-	-	1	-	-
ICHIGUCHI Y	2B	3	-	-	-	-	-	2	4	-
*SAKAMOTO Y	PH	1	-	-	-	-	-	-	-	-
HARADA N	CF	4	1	3	-	-	-	-	-	-
FUJITA Y	DP	3	1	1	2	-	1	-	-	-
KAWABATA H	3B	3	2	2	-	-	-	-	-	-
NAITO M	1B	2	2	1	-	1	-	8	-	-
NAKAGAWA A	RF	3	-	1	2	-	-	-	1	-
*FUJIMOTO U	PR	-	-	-	-	-	-	-	-	-
AGATSUMA H	C	1	-	-	-	1	-	4	-	-
*KIRIISHI Y	C	1	-	-	-	-	-	2	1	-
KUDO K	SS	3	-	1	2	-	-	1	1	-
GOTO M	P	-	-	-	-	-	-	-	1	-
*MIWA S	P	-	-	-	-	-	-	-	-	-
Totals:		27	7	9	6	2	1	18	8	-

Bottom 3rd KE Hsia-Ai to play pitcher for TPE substituting CHIU An-Ju
Bottom 5th TU Ya-Ting to play pitcher for TPE substituting KE Hsia-Ai

Bottom 2nd Temporary runner NAKAGAWA Ayane(re-enter) running for AGATSUMA Haruka
Bottom 4th Pinch runner FUJIMOTO Urara running for NAKAGAWA Ayane
Top 5th MIWA Sakura to play pitcher for JPN substituting GOTO Miu
Top 5th KIRIISHI Yume to play catcher for JPN substituting AGATSUMA Haruka
Top 5th NAKAGAWA Ayane returned to right fielder
Top 5th FUJIMOTO Urara came out of the field of play
Bottom 6th Pinch hitter SAKAMOTO Yui hitting for ICHIGUCHI Yuka

Doubles - TPE 0; JPN 3 - NAKAGAWA A, HARADA N (2)
Home runs - TPE 0; JPN 1 - FUJITA Y in 5th (2 RBI)
Stolen bases - TPE 0; JPN 1 - ISHIKAWA K
Caught stealing - TPE 0; JPN 1 - HARADA N
Passed balls - TPE 1 - LI S; JPN 0

Chinese Taipei (TPE)	W/L/S	IP	H	R	ER	BB	SO	HR	WP	BK/ILP	AB	BF	NP
CHIU A	L (0,2,0)	2.0	4	2	2	1	-	-	-	-	9	10	48
KE H		2.2	3	2	2	-	1	1	-	-	12	12	54
TU Y		1.0	2	3	1	1	-	-	-	-	6	8	25
Totals:		5.2	9	7	5	2	1	1	-	-	27	30	127

CHIU An-Ju faced 1 batters in the 3rd inning
KE Hsia-Ai faced 3 batters in the 5th inning

Japan (JPN)	W/L/S	IP	H	R	ER	BB	SO	HR	WP	BK/ILP	AB	BF	NP
GOTO M	W (2,0,0)	4.0	3	-	-	1	3	-	-	-	14	15	63
MIWA S	S (1,0,1)	2.0	-	-	-	-	2	-	-	-	6	6	19
Totals:		6.0	3	-	-	1	5	-	-	-	20	21	82

Hit by pitch - TPE 1 - ISHIKAWA K by TU Y; JPN 0



Result

Technical Commissioners:	CASTRO ARIAS Roberto (CRC)	CRESS Rich (USA)	
Umpires:	(HP) HEAD Laura (USA) (2B) MICHAUD Annie (CAN)	(1B) McCOWN Steven (USA) (3B) HERNANDEZ Jose (PUR)	
Scorekeepers:	ALMARAZ Gabriel (MEX)	COGOLLO William (COL)	IZAGUIRRE Oscar (VEN)
Length of game:	1h 54min	Attendance:	
Conditions:	Clear sky	Temperature: 32°C/90°F	Humidity: 56%

Legend:			
*	Substitutions	1B	First base
A	Assists	AB	At bats
BK/ILP	Balks/Illegal pitches	C	Catcher
DP	Double plays/Designated Player	HP	Home plate
H	Hits	LF	Left Fielder
L	Loss	PH	Pinch hitter
P	Pitcher	R	Runs
PR	Pinch Runner	SO	Strikeouts
S	Save	2B	Second base
WP	Wild pitches	BB	Bases on balls
		CF	Center Fielder
		E	Errors
		HR	Home runs
		LOB	Left on base
		PO	Put outs
		RBI	Runs batted in
		SS	Shortstop
		3B	Third base
		BF	Batters faced
		ER	Earned runs allowed
		IP	Innings pitched
		NP	Number of pitches
		Pos.	Position
		RF	Right Fielder
		W	Win



Starting Line-Up

AUS - Australia

No. Player	Pos.	B/T	AVG	GP	GS	AB	R	H	2B	3B	HR	RBI	SLG%	BB	HBP	SO	OB%	SB	ATT.
7 COX Michelle	RF	L/L	.400	3	4	10	2	4	-	-	-	1	.400	1	-	1	.455	-	0
1 KEEVERS Shannon	LF	L/L	.222	3	4	9	1	2	-	-	-	-	.222	-	-	3	.222	-	1
8 WHITEFIELD Tamiaka	2B	R/R	.143	3	4	7	2	1	-	-	-	1	.143	1	-	-	.222	2	2
22 TSITSIKRONIS Taylah	1B	R/R	.600	3	4	5	3	3	1	-	1	4	1.400	2	-	-	.556	-	1
11 WALL Jade	CF	R/R	.500	3	4	8	2	4	-	-	2	5	1.250	1	-	1	.556	-	0
15 HOOD Georgia	DP	R/R	.000	3	4	4	-	-	-	-	-	-	.000	2	-	3	.333	-	0
2 WARWICK Clare	3B	R/R	.286	3	4	7	-	2	1	-	-	-	.429	-	-	-	.286	-	0
4 McMANUS Stacey	SS	R/R	.429	3	4	7	1	3	-	-	-	-	.429	-	-	-	.429	-	0
14 WHITE Belinda	C	R/R	.200	3	4	5	-	1	-	-	-	-	.200	1	-	-	.333	-	0

No. Starting Pitcher	ERA	W	L	GP	GS	CG	IP	H	R	ER	BB	SO	B/AVG	WP	BK/ILP	HBP
19 ROBERTS Ellen	3.00	2	1	3	4	1	14.0	13	6	6	2	16	.250	-	-	1

USA - United States

No. Player	Pos.	B/T	AVG	GP	GS	AB	R	H	2B	3B	HR	RBI	SLG%	BB	HBP	SO	OB%	SB	ATT.
8 McCLENEY Haylie	CF	L/L	.444	3	4	9	2	4	1	-	-	2	.556	1	-	-	.455	-	2
18 LORENZ Amanda	LF	L/L	.455	3	4	11	1	5	1	-	-	1	.545	-	-	1	.455	-	0
4 ECHOLS Charla	3B	L/R	.222	3	4	9	2	2	1	-	-	1	.333	1	-	-	.300	-	0
37 FLIPPEN Hannah	SS	R/R	.286	3	4	7	4	2	-	-	2	3	1.143	2	-	2	.444	-	0
9 HANSEN Kinzie	C	R/R	.625	3	4	8	5	5	2	-	-	1	.875	1	-	1	.667	1	1
34 MULIPOLA Dejah	DP	R/R	.750	3	4	8	3	6	1	-	-	5	.875	1	-	-	.778	-	0
17 PLEASANTS Taylor	1B	L/R	.286	3	4	7	3	2	-	-	1	5	.714	2	1	-	.500	-	0
48 NICKLES Bubba	RF	R/R	.000	2	1	1	1	-	-	-	-	-	.000	1	-	-	.500	-	0
22 JEFFERSON Janae	2B	L/R	.333	3	4	6	2	2	-	1	-	1	.667	1	-	-	.375	-	0

No. Starting Pitcher	ERA	W	L	GP	GS	CG	IP	H	R	ER	BB	SO	B/AVG	WP	BK/ILP	HBP
3 CARDA Ally	0.00	1	-	1	2	-	4.0	2	-	-	-	6	.143	1	-	-



Starting Line-Up

AUS - Australia

Non-Starters			
No.	Player	Pos.	B/T
10	LAMB Kandra	P	R/R
12	LADNER Chantelle Maree	U	R/R
18	TRZCINSKI Stephanie	P	R/R
20	WILLEMS Sasha	C	R/R
21	KUZMINSKI Olivia Grace	IF	R/R

Team Manager
CLOUGH Chrissy

Coach
HARROW Laing
JAMES Chantelle Lee-Anne
KIRKPATRICK Andrew Thomas
MACKIE Anthony John

USA - United States

Non-Starters			
No.	Player	Pos.	B/T
12	FORD Jailyln	P	L/L
14	ABBOTT Monica	P	L/L
16	MOULTRIE Michelle	OF	L/R
24	FARAIMO Megan	P	R/R
41	FOUTS Montana	P	R/R

Team Manager
SEBREN Chris

Coach
BALDWIN Tony
KAITLYN Leddy
MALONE Cindy
TARR Heather
WALTON Tim

Umpires:	LOHNERT Thomas	GER	HP	Technical Commissioners:	DEBONO Mario	MLT
	ARTEAGA GONZALEZ Juan Felipe	COL	1B		DOWN Lisa	CAN
	FABRIZI Sabrina	ITA	2B	Scorekeepers:	DUIN Dennis	NED
	SASAJIMA Ayaka	JPN	3B		MAURIZIO Ronchi	ITA
					WIENS Janet	CAN

Note:
Visitor team is shown on the left.

Legend:

1B First base	2B Doubles/Second base	3B Triples/Third base	AB At bats
AVG Batting average	ATT. Stolen base attempts	B Both	B/AVG Opponent batting average
BB Bases on balls	BK/ILP Balks/Illegal Pitches	B/T Bat/Throw Hand	C Catcher
CF Center Fielder	CG Completed Games	DP Designated Player	ER Earned runs allowed
ERA Earned run average	GP Games pitched/played	GS Games started	H Hits
HBP Hit by pitch	HR Home runs	IF Infielder	IP Innings pitched/played
L Loss/left hand	LF Left Fielder	No. Uniform number	OB% On base percentage
OF Outfielder	P Pitcher	Pos. Position	R Runs/right hand
RBI Runs batted in	RF Right Fielder	SB Stolen bases	SLG% Slugging percentage
SO Strikeouts	SS Shortstop	U Utility	W Win
WP Wild pitches			



Result

AUS 0 - 5 USA

	1	2	3	4	5	6	7	R	H	E	LOB
AUS - Australia	0	0	0	0	0	0	0	0	1	1	4
USA - United States of America	1	0	0	4	0	0	x	5	5	0	8

Australia (AUS)	Pos.	AB	R	H	RBI	BB	SO	PO	A	E
COX M	RF	2	-	-	-	1	-	-	-	-
KEEVERS S	LF	3	-	-	-	-	3	1	-	-
WHITEFIELD T	2B	3	-	-	-	-	2	1	1	-
TSITSIKRONIS T	1B	2	-	-	-	1	1	7	-	-
WALL J	CF	2	-	-	-	1	2	3	-	1
HOOD G	DP	2	-	-	-	-	1	-	-	-
*KUZMINSKI OG	PH	1	-	-	-	-	1	-	-	-
WARWICK C	3B	2	-	-	-	-	1	2	2	-
*WILLEMS S	PH	1	-	-	-	-	-	-	-	-
McMANUS S	SS	2	-	-	-	-	-	1	3	-
WHITE B	C	2	-	1	-	-	-	3	1	-
ROBERTS E	P	-	-	-	-	-	-	-	1	-
*LAMB K	P	-	-	-	-	-	-	-	1	-
Totals:		22	-	1	-	3	11	18	9	1

United States (USA)	Pos.	AB	R	H	RBI	BB	SO	PO	A	E
McCLENEY H	CF	3	2	3	3	1	-	-	-	-
LORENZ A	LF	3	-	-	-	1	-	-	-	-
*MOULTRIE M	PR	-	-	-	-	-	-	-	-	-
	RF	-	-	-	-	-	-	-	-	-
ECHOLS C	3B	3	-	-	-	1	1	-	1	-
FLIPPEN H	SS	2	-	1	1	2	-	-	4	-
HANSEN K	C	3	-	-	-	-	-	11	-	-
MULIPOLA D	DP	2	-	-	-	1	1	-	-	-
PLEASANTS T	1B	2	1	-	-	1	1	8	-	-
NICKLES B	RF	2	1	1	-	1	-	-	-	-
	LF	-	-	-	-	-	-	-	-	-
JEFFERSON J	2B	2	1	-	-	1	-	2	2	-
CARDA A	P	-	-	-	-	-	-	-	1	-
*FOUTS M	P	-	-	-	-	-	-	-	-	-
Totals:		22	5	5	4	9	3	21	8	-

Top 2nd Temporary runner McMANUS Stacey(re-enter) running for WHITE Belinda
Bottom 5th LAMB Kandra to play pitcher for AUS substituting ROBERTS Ellen
Top 7th Pinch hitter KUZMINSKI Olivia Grace hitting for HOOD Georgia
Top 7th Pinch hitter WILLEMS Sasha hitting for WARWICK Clare

Bottom 5th Temporary runner PLEASANTS Taylor(re-enter) running for HANSEN Kinzie
Top 6th FOUTS Montana to play pitcher for USA substituting CARDA Ally
Bottom 6th Pinch runner MOULTRIE Michelle running for LORENZ Amanda
Top 7th NICKLES Bubba remained in the game as left fielder
Top 7th MOULTRIE Michelle moved to right fielder

Doubles - AUS 0; USA 1 - McCLENEY H
Stolen bases - AUS 0; USA 1 - McCLENEY H
Caught stealing - AUS 0; USA 1 - ECHOLS C
Passed balls - AUS 2 - WHITE B (2); USA 0

Australia (AUS)	W/L/S	IP	H	R	ER	BB	SO	HR	WP	BK/ILP	AB	BF	NP
ROBERTS E	L (2,2,0)	4.0	5	5	5	5	2	-	-	-	16	21	94
LAMB K		2.0	-	-	-	4	1	-	-	-	6	10	46
Totals:		6.0	5	5	5	9	3	-	-	-	22	31	140

ROBERTS Ellen faced 1 batters in the 5th inning

United States (USA)	W/L/S	IP	H	R	ER	BB	SO	HR	WP	BK/ILP	AB	BF	NP
CARDA A	W (2,0,0)	5.0	1	-	-	3	6	-	-	-	16	19	81
FOUTS M	S (0,0,2)	2.0	-	-	-	-	5	-	-	-	6	6	31
Totals:		7.0	1	-	-	3	11	-	-	-	22	25	112



Result

Technical Commissioners:	DEBONO Mario (MLT)	DOWN Lisa (CAN)	
Umpires:	(HP) LOHNERT Thomas (GER) (2B) FABRIZI Sabrina (ITA)	(1B) ARTEAGA GONZALEZ Juan Felipe (COL) (3B) SASAJIMA Ayaka (JPN)	
Scorekeepers:	DUIN Dennis (NED)	MAURIZIO Ronchi (ITA)	WIENS Janet (CAN)
Length of game:	2h 7min	Attendance:	
Conditions:	Sunny	Temperature: 30°C/86°F	Humidity: 62%

Legend:							
*	Substitutions	1B	First base	2B	Second base	3B	Third base
A	Assists	AB	At bats	BB	Bases on balls	BF	Batters faced
BK/ILP	Balks/Illegal pitches	C	Catcher	CF	Center Fielder		
DP	Double plays/Designated Player	HP	Home plate	E	Errors	ER	Earned runs allowed
H	Hits	LF	Left Fielder	HR	Home runs	IP	Innings pitched
L	Loss	PH	Pinch hitter	LOB	Left on base	NP	Number of pitches
P	Pitcher	R	Runs	PO	Put outs	Pos.	Position
PR	Pinch Runner	SO	Strikeouts	RBI	Runs batted in	RF	Right Fielder
S	Save	x	Did not bat	SS	Shortstop	W	Win
WP	Wild pitches						



Starting Line-Up

MEX - Mexico

No. Player	Pos.	B/T	AVG	GP	GS	AB	R	H	2B	3B	HR	RBI	SLG%	BB	HBP	SO	OB%	SB	ATT.
22 WYSOCKI Savannah	LF	L/L	.200	3	3	5	-	1	-	-	-	-	.200	-	-	2	.200	-	1
16 ESPINOZA CASIANO Marlene	SS	R/R	.222	3	4	9	1	2	1	-	-	-	.333	-	-	4	.222	-	0
86 ESTRADA Kiana	1B	R/R	.125	3	4	8	-	1	-	-	-	-	.125	-	-	4	.125	-	0
3 RUFFIN Madelyn	CF	R/R	.222	3	4	9	-	2	-	-	-	-	.222	-	1	3	.300	-	1
19 DONOHOE Saleen	3B	R/R	.167	3	4	6	-	1	-	-	-	-	.167	1	-	1	.286	-	0
2 CASAS Alex	C	R/L	.000	3	4	6	-	-	-	-	-	-	.000	-	1	2	.143	-	0
55 ARCEGA Diana	DP	R/R	.200	3	3	5	-	1	-	-	-	-	.200	-	-	-	.200	-	0
23 ARADILLAS Stefania	RF	R/R	.000	2	2	4	-	-	-	-	-	-	.000	-	-	1	.000	-	0
17 PONCE Gloria	2B	R/R	.000	1	2	2	-	-	-	-	-	-	.000	-	-	1	.000	-	0

No. Starting Pitcher	ERA	W	L	GP	GS	CG	IP	H	R	ER	BB	SO	B/AVG	WP	BK/ILP	HBP
29 TREVINO Yanina																

CAN - Canada

No. Player	Pos.	B/T	AVG	GP	GS	AB	R	H	2B	3B	HR	RBI	SLG%	BB	HBP	SO	OB%	SB	ATT.
8 HAYWARD Victoria	LF	L/L	.222	3	4	9	2	2	-	1	-	1	.444	-	-	1	.200	3	3
1 HARSHMAN Kelsey	2B	L/R	.333	3	4	9	2	3	1	-	-	2	.444	1	-	2	.400	-	0
42 JONES Kianna	1B	R/R	.500	3	4	10	2	5	1	-	2	4	1.200	-	-	1	.500	-	0
26 FRANKLIN Larissa	CF	L/R	.375	3	4	8	2	3	1	-	-	1	.500	1	1	-	.500	1	2
3 POLIDORI Erika	RF	R/L	.125	3	4	8	2	1	-	-	1	1	.500	1	-	2	.222	1	1
13 FEBREY Alysen	DP	L/R	.125	3	4	8	-	1	-	-	-	2	.125	1	-	2	.222	-	0
14 LEUNG Janet	SS	R/R	.429	3	4	7	2	3	-	-	-	1	.429	-	1	-	.500	-	0
19 ENTZMINGER Emma	3B	R/R	.286	3	4	7	3	2	-	-	-	-	.286	1	-	1	.375	-	0
2 WIDEMAN Natalie	C	R/R	.500	3	4	2	-	1	-	-	-	1	.500	1	-	1	.667	-	0

No. Starting Pitcher	ERA	W	L	GP	GS	CG	IP	H	R	ER	BB	SO	B/AVG	WP	BK/ILP	HBP
99 RACKEL Morgan	12.00	-	1	2	2	-	4.2	10	9	8	1	4	.435	-	-	1



Starting Line-Up

**MEX - Mexico
Non-Starters**

No.	Player	Pos.	B/T
9	MIRANDA WEEKS Raci Cian	P	/
27	PERO Valeria	C	R/R
42	HERNANDEZ Desiree	P	L/L
44	PIRI Ximena	U	R/R
89	HYLAND Sierra	P	R/R

Coach	
ARAUJO Jorge	
PEREZ CARRILLO Adriana	
PRIETO Nancy	

**CAN - Canada
Non-Starters**

No.	Player	Pos.	B/T
15	LALOR Kelsey	OF	L/R
17	ANDERSON Ruby	P	R/R
28	SIMPSON Nicola	P	R/R
72	CHARTRAND Jorde Madison	P	R/R
77	MESSMER Grace	IF	R/R

Coach	
ALAMEDA Lonni	
JONES Chris	
LYE Joey	
RAFTER Kaleigh	
SALLING Jenn	

Umpires:	SASAJIMA Ayaka	JPN	HP	Technical Commissioners:	CASTRO ARIAS Roberto	CRC
	HEAD Laura	USA	1B		CRESS Rich	USA
	FABRIZI Sabrina	ITA	2B	Scorekeepers:	COGOLLO William	COL
	HERNANDEZ Jose	PUR	3B		IZAGUIRRE Oscar	VEN
					MAURIZIO Ronchi	ITA

Note:
Visitor team is shown on the left.

Legend:		
1B	First base	2B Doubles/Second base
AVG	Batting average	ATT. Stolen base attempts
BB	Bases on balls	BK/ILP Balks/Illegal Pitches
CF	Center Fielder	CG Completed Games
ERA	Earned run average	GP Games pitched/played
HBP	Hit by pitch	HR Home runs
L	Loss/left hand	LF Left Fielder
OF	Outfielder	P Pitcher
RBI	Runs batted in	RF Right Fielder
SO	Strikeouts	SS Shortstop
WP	Wild pitches	3B Triples/Third base
		B Both
		B/T Bat/Throw Hand
		DP Designated Player
		GS Games started
		IF Infielder
		No. Uniform number
		Pos. Position
		SB Stolen bases
		U Utility
		AB At bats
		B/AVG Opponent batting average
		C Catcher
		ER Earned runs allowed
		H Hits
		IP Innings pitched/played
		OB% On base percentage
		R Runs/right hand
		SLG% Slugging percentage
		W Win



Result

MEX 1 - 8 CAN

	1	2	3	4	5	6	7	R	H	E	LOB
MEX - Mexico	1	0	0	0	0	0		1	3	2	3
CAN - Canada	5	0	2	0	0	1		8	9	0	6

Mexico (MEX)	Pos.	AB	R	H	RBI	BB	SO	PO	A	E
WYSOCKI S	LF	3	-	1	-	-	1	3	-	1
ESPINOZA CASIANO M	SS	2	-	-	-	-	-	1	-	-
ESTRADA K	1B	2	1	1	1	1	1	7	-	-
RUFFIN M	CF	2	-	-	-	1	-	3	-	-
DONOHUE S	3B	2	-	1	-	-	-	1	1	-
CASAS A	C	2	-	-	-	-	-	-	1	-
ARCEGA D	DP	1	-	-	-	-	-	-	-	-
*TREVINO Y	P	1	-	-	-	-	-	-	-	-
*MIRANDA WEEKS RC	P	-	-	-	-	-	-	-	2	-
ARADILLAS S	RF	2	-	-	-	-	-	2	-	-
PONCE G	2B	2	-	-	-	-	-	-	1	1
Totals:		19	1	3	1	2	2	17	5	2

Canada (CAN)	Pos.	AB	R	H	RBI	BB	SO	PO	A	E
HAYWARD V	LF	4	1	3	1	-	-	2	-	-
HARSHMAN K	2B	2	1	1	-	1	-	-	1	-
	1B	-	1	-	-	-	-	3	-	-
JONES K	1B	-	-	-	-	-	-	-	-	-
	DP	3	1	-	-	1	-	-	-	-
FRANKLIN L	CF	4	1	2	2	-	1	-	-	-
POLIDORI E	RF	2	1	1	2	-	-	-	-	-
*LALOR K	RF	1	-	1	-	-	-	1	-	-
FEBREY A	DP	-	-	-	-	-	-	-	-	-
	1B	2	-	-	-	-	-	5	-	-
*MESSMER G	PH	1	-	-	-	-	-	-	-	-
	2B	-	-	-	-	-	-	1	-	-
LEUNG J	SS	1	1	-	-	2	-	-	-	-
ENTZMINGER E	3B	2	-	-	-	1	-	2	5	-
WIDEMAN N	C	3	1	1	-	-	-	2	-	-
RACKEL M	P	-	-	-	-	-	-	2	1	-
*ANDERSON R	P	-	-	-	-	-	-	-	1	-
Totals:		25	8	9	5	5	1	18	8	-

Top 1st TREVINO Yanina got batting order 7
 Top 1st ARCEGA Diana came out of the field of play
 Bottom 3rd MIRANDA WEEKS Raci Cian to play pitcher for CAN substituting TREVINO Yanina
 Bottom 3rd ARCEGA Diana returned to designated player

Top 1st FEBREY Alysén moved to first baseman
 Top 1st JONES Kianna moved to designated player
 Top 4th ANDERSON Ruby to play pitcher for CAN substituting RACKEL Morgan
 Top 4th LALOR Kelsey to play right fielder for CAN substituting POLIDORI Erika
 Bottom 4th Pinch hitter MESSMER Grace hitting for FEBREY Alysén
 Top 5th HARSHMAN Kelsey remained in the game as first baseman
 Top 5th MESSMER Grace moved to second baseman

Doubles - MEX 0; CAN 1 - POLIDORI E
Home runs - MEX 1 - ESTRADA K in 1st (1 RBI); CAN 0
Stolen bases - MEX 0; CAN 5 - ENTZMINGER E, LALOR K, HAYWARD V (3)
Sacrifice hits - MEX 1 - ESPINOZA CASIANO M; CAN 0
Grounded into double play - MEX 1 - RUFFIN M; CAN 0
Double plays - MEX 1 - ESTRADA K, MIRANDA WEEKS RC; CAN 1 - ENTZMINGER E, HARSHMAN K

Mexico (MEX)	W/L/S	IP	H	R	ER	BB	SO	HR	WP	BK/ILP	AB	BF	NP
TREVINO Y	L (0,1,0)	2.2	7	7	5	4	-	-	1	-	15	19	73
MIRANDA WEEKS RC		3.0	2	1	1	1	1	-	1	-	10	12	38
Totals:		5.2	9	8	6	5	1	-	2	-	25	31	111

TREVINO Yanina faced 2 batters in the 3rd inning

Canada (CAN)	W/L/S	IP	H	R	ER	BB	SO	HR	WP	BK/ILP	AB	BF	NP
RACKEL M		3.0	2	1	1	1	2	1	-	-	11	12	40
ANDERSON R	W (1,0,0)	3.0	1	-	-	1	-	-	-	-	8	10	38
Totals:		6.0	3	1	1	2	2	1	-	-	19	22	78

RACKEL Morgan faced 2 batters in the 4th inning



Result

Hit by pitch - MEX 1 - HARSHMAN K by MIRANDA WEEKS RC; CAN 0

Technical Commissioners: CASTRO ARIAS Roberto (CRC) CRESS Rich (USA)
Umpires: (HP) SASAJIMA Ayaka (JPN) (1B) HEAD Laura (USA)
 (2B) FABRIZI Sabrina (ITA) (3B) HERNANDEZ Jose (PUR)

Scorekeepers: COGOLLO William (COL) IZAGUIRRE Oscar (VEN) MAURIZIO Ronchi (ITA)

Length of game: 1h 45min
Conditions: Few clouds
Attendance:
Temperature: 27°C/81°F
Humidity: 79%

Legend:							
*	Substitutions	1B	First base	2B	Second base	3B	Third base
A	Assists	AB	At bats	BB	Bases on balls	BF	Batters faced
BK/ILP	Balks/Illegal pitches	C	Catcher	CF	Center Fielder		
DP	Double plays/Designated Player			E	Errors	ER	Earned runs allowed
H	Hits	HP	Home plate	HR	Home runs	IP	Innings pitched
L	Loss	LF	Left Fielder	LOB	Left on base	NP	Number of pitches
P	Pitcher	PH	Pinch hitter	PO	Put outs	Pos.	Position
R	Runs	RBI	Runs batted in	RF	Right Fielder	S	Save
SO	Strikeouts	SS	Shortstop	W	Win	WP	Wild pitches

Timing and Results provided by  TISSOT



Starting Line-Up

ITA - Italy

No. Player	Pos.	B/T	AVG	GP	GS	AB	R	H	2B	3B	HR	RBI	SLG%	BB	HBP	SO	OB%	SB	ATT.
21 VIGNA Laura	LF	L/L	.333	3	4	9	1	3	-	-	1	2	.667	-	-	1	.333	-	0
4 MARRONE Fabrizia	RF	/	.250	3	4	8	2	2	-	-	-	-	.250	-	-	1	.250	-	0
12 FAMA Amanda	SS	R/R	.500	3	4	8	-	4	1	-	-	1	.625	1	-	2	.556	-	0
14 LONGHI Giulia	3B	R/R	.250	3	4	8	1	2	-	-	1	2	.625	-	-	4	.250	-	0
15 CECCHETTI Elisa	C	R/R	.111	3	4	9	1	1	-	-	-	-	.111	-	-	2	.111	-	0
23 SHELDON Melany	2B	R/R	.000	3	3	7	-	-	-	-	-	-	.000	-	-	3	.000	-	0
25 EDWARDS Sarah	1B	L/L	.000	3	4	8	-	-	-	-	-	-	.000	-	-	4	.000	-	0
24 KOUTSOYANOPULOS Giulia	CF	R/L	.000	3	4	8	-	-	-	-	-	-	.000	-	-	4	.000	-	0
3 ROTONDO Alessandra	DP	R/R	.167	3	3	6	-	1	-	-	-	-	.167	-	-	3	.167	-	0

No. Starting Pitcher	ERA	W	L	GP	GS	CG	IP	H	R	ER	BB	SO	B/AVG	WP	BK/ILP	HBP
7 CACCIAMANI Ilaria	14.00	-	-	1	2	-	2.0	4	4	4	2	1	.444	-	1	-

PUR - Puerto Rico

No. Player	Pos.	B/T	AVG	GP	GS	AB	R	H	2B	3B	HR	RBI	SLG%	BB	HBP	SO	OB%	SB	ATT.
21 GORDON Carsyn	CF	R/R	.222	3	4	9	1	2	1	-	-	-	.333	1	-	2	.300	1	1
10 COZZA Jenna	SS	R/R	.200	3	4	10	-	2	-	-	-	1	.200	-	-	4	.200	-	0
12 CLAUDIO Karla	1B	R/R	.300	3	4	10	-	3	-	-	-	1	.300	-	-	2	.300	-	0
9 HOOVER Jaimie	LF	R/R	.000	3	3	6	-	-	-	-	-	-	.000	-	-	2	.000	-	0
2 RIVERA Alyssa	RF	L/L	.111	3	4	9	-	1	-	-	-	-	.111	-	-	4	.111	-	0
4 MARTINEZ Janelle	C	R/R	.000	2	3	4	-	-	-	-	-	-	.000	1	-	3	.200	-	0
40 TORRES Geana Jene	DP	L/L	.000	3	1	2	-	-	-	-	-	-	.000	1	-	-	.333	-	0
3 RIVERA Daniele	2B	L/R	.000	2	3	3	-	-	-	-	-	-	.000	1	-	-	.250	-	0
44 GARCIA Kathyria	3B	R/R	.000	2	3	3	-	-	-	-	-	-	.000	-	-	1	.000	-	0

No. Starting Pitcher	ERA	W	L	GP	GS	CG	IP	H	R	ER	BB	SO	B/AVG	WP	BK/ILP	HBP
8 OCASIO Aleshia	0.91	1	-	2	4	1	7.2	5	1	1	2	9	.172	2	1	1



Starting Line-Up

ITA - Italy

Non-Starters

No.	Player	Pos.	B/T
5	LACATENA Alexia	P	R/R
9	BIGATTON Laura	P/OF	L/R
11	ELISA Princic	C	R/R
16	NICOLINI Alice	/	/
22	BARTOLI Anita	IF	R/R

Team Manager ZAGARIA Giovanni

Coach BRUSA Giulio EVANS Nancy Renee PIZZOLINI Federico

PUR - Puerto Rico

Non-Starters

No.	Player	Pos.	B/T
5	ORTIZ STERLING Shasi Yanne	U	R/R
32	COE Esperanza	P/IF	R/R
33	ROMAN Tatianna	OF	B/R
88	ORTIZ MARTINEZ Camille Nahir	C	R/R
99	DUNG Xeana	P	R/R

Team Manager RIVERA Ivan

Coach LEON Carlos NAVAS Lisa PERDOMO ZAPATA Luis Eduardo SANTOS David
--

Umpires:

McCOWN Steven	USA	HP
LOHNERT Thomas	GER	1B
MICHAUD Annie	CAN	2B
ARTEAGA GONZALEZ Juan Felipe	COL	3B

Technical Commissioners:

DEBONO Mario	MLT
DOWN Lisa	CAN

Scorekeepers:

ALMARAZ Gabriel	MEX
DUIN Dennis	NED
WIENS Janet	CAN

Note:
Visitor team is shown on the left.

Legend:

1B First base	2B Doubles/Second base	3B Triples/Third base	AB At bats
AVG Batting average	ATT. Stolen base attempts	B Both	B/AVG Opponent batting average
BB Bases on balls	BK/ILP Balks/Illegal Pitches	B/T Bat/Throw Hand	C Catcher
CF Center Fielder	CG Completed Games	DP Designated Player	ER Earned runs allowed
ERA Earned run average	GP Games pitched/played	GS Games started	H Hits
HBP Hit by pitch	HR Home runs	IF Infielder	IP Innings pitched/played
L Loss/left hand	LF Left Fielder	No. Uniform number	OB% On base percentage
OF Outfielder	P Pitcher	Pos. Position	R Runs/right hand
RBI Runs batted in	RF Right Fielder	SB Stolen bases	SLG% Slugging percentage
SO Strikeouts	SS Shortstop	U Utility	W Win
WP Wild pitches			



Result

ITA 0 - 7 PUR

	1	2	3	4	5	6	7	R	H	E	LOB
ITA - Italy	0	0	0	0	0			0	3	3	5
PUR - Puerto Rico	2	5	0	0	x			7	7	0	5

Italy (ITA)	Pos.	AB	R	H	RBI	BB	SO	PO	A	E
VIGNA L	LF	1	-	-	-	1	-	-	-	-
MARRONE F	RF	2	-	-	-	-	1	-	-	-
*ELISA P	RF	1	-	-	-	-	-	-	-	-
FAMA A	SS	2	-	-	-	-	1	-	2	1
LONGHI G	3B	2	-	-	-	-	-	4	2	-
CECCHETTI E	C	2	-	-	-	-	-	2	2	-
SHELDON M	2B	2	-	1	-	-	-	1	1	1
EDWARDS S	1B	2	-	-	-	-	-	5	1	-
KOUTSOYANOPULOS G	CF	2	-	1	-	-	1	-	-	-
ROTONDO A	DP	2	-	1	-	-	-	-	-	-
CACCIAMANI I	P	-	-	-	-	-	-	-	-	1
*NICOLINI A	P	-	-	-	-	-	-	-	-	-
*BIGATTON L	P	-	-	-	-	-	-	-	-	-
Totals:		18	-	3	-	1	3	12	8	3

Puerto Rico (PUR)	Pos.	AB	R	H	RBI	BB	SO	PO	A	E
OCASIO A	P	1	1	-	-	1	-	-	-	-
	3B	1	-	-	-	-	-	-	-	-
*OCASIO A	DP	-	-	-	-	-	-	-	-	-
GORDON C	CF	2	2	1	2	1	-	2	-	-
COZZA J	SS	3	2	2	2	-	-	-	-	-
CLAUDIO K	1B	2	-	2	1	-	-	5	-	-
*ORTIZ MARTINEZ CN	PH	1	-	1	-	-	-	-	-	-
	C	-	-	-	-	-	-	1	-	-
HOOVER J	LF	2	-	1	1	-	1	4	-	-
*ROMAN T	PH	-	-	-	-	1	-	-	-	-
	LF	-	-	-	-	-	-	-	-	-
RIVERA A	RF	1	-	-	-	1	1	1	-	-
*ORTIZ STERLING SY	PH	1	-	-	-	-	-	-	-	-
	3B	-	-	-	-	-	-	-	-	-
MARTINEZ J	C	1	1	-	-	-	-	2	-	-
	1B	-	-	-	-	-	-	-	-	-
TORRES GJ	DP	2	-	-	-	-	1	-	-	-
	RF	-	-	-	-	-	-	-	-	-
RIVERA D	2B	1	1	-	-	1	-	-	2	-
GARCIA K	3B	-	-	-	-	-	-	-	2	-
*DUNG X	P	-	-	-	-	-	-	-	-	-
Totals:		18	7	7	6	5	3	15	4	-

Bottom 2nd NICOLINI Alice to play pitcher for ITA substituting CACCIAMANI Ilaria
 Bottom 4th BIGATTON Laura to play pitcher for ITA substituting NICOLINI Alice
 Bottom 4th ELISA Princic to play right fielder for ITA substituting MARRONE Fabrizia

Bottom 2nd Temporary runner TORRES Geana Jene(re-enter) running for MARTINEZ Janelle
 Bottom 2nd Temporary runner RIVERA Alyssa(re-enter) running for OCASIO Aleshia
 Top 4th DUNG Xeana to play pitcher for PUR substituting GARCIA Kathyria
 Top 4th OCASIO Aleshia moved to third baseman
 Bottom 4th Pinch hitter ORTIZ MARTINEZ Camille Nahir hitting for CLAUDIO Karla
 Bottom 4th Pinch hitter ROMAN Tatianna hitting for HOOVER Jaimie
 Bottom 4th Pinch hitter ORTIZ STERLING Shasi Yanne hitting for RIVERA Alyssa
 Top 5th ORTIZ MARTINEZ Camille Nahir moved to catcher
 Top 5th MARTINEZ Janelle remained in the game as first baseman
 Top 5th ORTIZ STERLING Shasi Yanne moved to third baseman
 Top 5th ROMAN Tatianna remained in the game as left fielder
 Top 5th TORRES Geana Jene remained in the game as right fielder
 Top 5th OCASIO Aleshia moved to designated player

Doubles - ITA 0; PUR 2 - COZZA J, ORTIZ MARTINEZ CN
Home runs - ITA 0; PUR 1 - GORDON C in 1st (1 RBI)
Stolen bases - ITA 0; PUR 1 - RIVERA A
Sacrifice hits - ITA 0; PUR 1 - MARTINEZ J
Double plays - ITA 1 - EDWARDS S, FAMA A, LONGHI G; PUR 0



Result

Italy (ITA)	W/L/S	IP	H	R	ER	BB	SO	HR	WP	BK/ILP	AB	BF	NP
CACCIAMANI I	L (0,1,0)	1.2	4	6	5	3	1	1	-	-	9	12	46
NICOLINI A		1.1	1	-	-	1	2	-	-	-	4	6	18
BIGATTON L		1.0	2	-	-	1	-	-	-	-	5	6	21
Totals:		4.0	7	6	5	5	3	1	-	-	18	24	85

CACCIAMANI Ilaria faced 4 batters in the 2nd inning
NICOLINI Alice faced 1 batters in the 4th inning

Puerto Rico (PUR)	W/L/S	IP	H	R	ER	BB	SO	HR	WP	BK/ILP	AB	BF	NP
OCASIO A	W (2,0,0)	3.0	2	-	-	-	2	-	-	-	11	12	48
DUNG X	S (0,1,1)	2.0	1	-	-	1	1	-	-	-	7	8	44
Totals:		5.0	3	-	-	1	3	-	-	-	18	20	92

Hit by pitch - ITA 0; PUR 1 - VIGNA L by OCASIO A

Technical Commissioners:

Umpires: (HP) McCOWN Steven (USA) (1B) LOHNERT Thomas (GER)
(2B) MICHAUD Annie (CAN) (3B) ARTEAGA GONZALEZ Juan Felipe (COL)

Scorekeepers: ALMARAZ Gabriel (MEX) DUIN Dennis (NED) WIENS Janet (CAN)

Length of game: 1h 32min Attendance:
Conditions: Sunny Temperature: 29°C/84°F Humidity: 65%

Legend:			
*	Substitutions	1B	First base
A	Assists	AB	At bats
BK/ILP	Balks/Illegal pitches	C	Catcher
DP	Double plays/Designated Player	CF	Center Fielder
H	Hits	E	Errors
L	Loss	ER	Earned runs allowed
P	Pitcher	HP	Home plate
R	Runs	HR	Home runs
SO	Strikeouts	LF	Left Fielder
x	Did not bat	LOB	Left on base
		PH	Pinch hitter
		RBI	Runs batted in
		RF	Right Fielder
		SS	Shortstop
		W	Win
		2B	Second base
		BB	Bases on balls
		BF	Batters faced
		IP	Innings pitched
		NP	Number of pitches
		Pos.	Position
		S	Save
		WP	Wild pitches



Starting Line-Up

TPE - Chinese Taipei

No. Player	Pos.	B/T	AVG	GP	GS	AB	R	H	2B	3B	HR	RBI	SLG%	BB	HBP	SO	OB%	SB	ATT.
5 LIN Feng-Chen	2B	L/R																	
30 YANG Yi-Ting	SS	L/R																	
21 LIN Chih-Ying	1B	R/R																	
31 CHEN Chia-Yi	DP	L/R																	
4 LI Szu-Shih	C	R/R																	
1 SHEN Chia-Wen	LF	L/R																	
15 HO Yi-Fan	3B	L/R																	
32 CHANG Chia-Yun	CF	R/L																	
28 CHIANG Ting-En	RF	L/R																	

No. Starting Pitcher	ERA	W	L	GP	GS	CG	IP	H	R	ER	BB	SO	B/AVG	WP	BK/ILP	HBP
2 KE Hsia-Ai																

CAN - Canada

No. Player	Pos.	B/T	AVG	GP	GS	AB	R	H	2B	3B	HR	RBI	SLG%	BB	HBP	SO	OB%	SB	ATT.
8 HAYWARD Victoria	LF	L/L																	
1 HARSHMAN Kelsey	2B	L/R																	
26 FRANKLIN Larissa	CF	L/R																	
13 FEBREY Alysen	DP	L/R																	
42 JONES Kianna	1B	R/R																	
3 POLIDORI Erika	RF	R/L																	
14 LEUNG Janet	SS	R/R																	
19 ENTZMINGER Emma	3B	R/R																	
2 WIDEMAN Natalie	C	R/R																	

No. Starting Pitcher	ERA	W	L	GP	GS	CG	IP	H	R	ER	BB	SO	B/AVG	WP	BK/ILP	HBP
72 CHARTRAND Jorde Madison																



Starting Line-Up

TPE - Chinese Taipei
Non-Starters

No.	Player	Pos.	B/T
11	KO Chia-Hui	IF	R/R
14	TSAI Chia-Chen	P	R/R
22	LIU Hsuan	IF	L/R
26	CHIU An-Ju	P	R/R
38	TU Ya-Ting	P	R/R

Coach	
CHEN Po-Jung	
CHIANG Tzu-Lin	
HAN Hsin-Lin	
TSAI Yi-San	
TUNG Yun-Chi	

CAN - Canada
Non-Starters

No.	Player	Pos.	B/T
15	LALOR Kelsey	OF	L/R
17	ANDERSON Ruby	P	R/R
27	SIMPSON Nicola	P	R/R
77	MESSMER Grace	IF	R/R
99	RACKEL Morgan	P	R/L

Coach	
ALAMEDA Lonni	
JONES Chris	
LYE Joey	
RAFTER Kaleigh	
SALLING Jenn	

Umpires:	HEAD Laura	USA	HP	Technical Commissioners:	CASTRO ARIAS Roberto	CRC
	SASAJIMA Ayaka	JPN	1B		CRESS Rich	USA
	HERNANDEZ Jose	PUR	2B	Scorekeepers:	COGOLLO William	COL
	LOHNERT Thomas	GER	3B		IZAGUIRRE Oscar	VEN
					MAURIZIO Ronchi	ITA

Note:
Visitor team is shown on the left.

Legend:

1B First base	2B Doubles/Second base	3B Triples/Third base	AB At bats
AVG Batting average	ATT. Stolen base attempts	B Both	B/AVG Opponent batting average
BB Bases on balls	BK/ILP Balks/Illegal Pitches	B/T Bat/Throw Hand	C Catcher
CF Center Fielder	CG Completed Games	DP Designated Player	ER Earned runs allowed
ERA Earned run average	GP Games pitched/played	GS Games started	H Hits
HBP Hit by pitch	HR Home runs	IF Infielder	IP Innings pitched/played
L Loss/left hand	LF Left Fielder	No. Uniform number	OB% On base percentage
OF Outfielder	P Pitcher	Pos. Position	R Runs/right hand
RBI Runs batted in	RF Right Fielder	SB Stolen bases	SLG% Slugging percentage
SO Strikeouts	SS Shortstop	U Utility	W Win
WP Wild pitches			



Result

TPE 9 - 4 CAN

	1	2	3	4	5	6	7	R	H	E	LOB
TPE - Chinese Taipei Olympic Committee	1	0	4	2	2	0	0	9	13	1	5
CAN - Canada	0	2	1	1	0	0	0	4	9	1	8

Chinese Taipei (TPE)	Pos.	AB	R	H	RBI	BB	SO	PO	A	E
LIN F	2B	4	1	1	-	-	-	3	2	-
YANG Y	SS	4	1	1	-	-	1	-	2	-
LIN C	1B	3	2	2	2	-	-	7	-	-
CHEN C	DP	4	-	2	2	-	-	-	-	-
LI S	C	4	1	1	1	-	-	2	2	1
SHEN C	LF	4	1	1	-	-	1	3	-	-
HO Y	3B	4	-	2	2	-	-	1	1	-
CHANG C	CF	3	1	1	-	-	1	4	-	-
*KO C	PH	-	-	-	-	-	-	-	-	-
CHIANG T	RF	3	2	2	1	-	-	1	-	-
KE H	P	-	-	-	-	-	-	-	-	-
* TSAI C	P	-	-	-	-	-	-	-	-	-
* TU Y	P	-	-	-	-	-	-	-	-	-
Totals:		33	9	13	8	-	3	21	7	1

Canada (CAN)	Pos.	AB	R	H	RBI	BB	SO	PO	A	E
HAYWARD V	LF	4	-	-	-	-	-	1	-	-
HARSHMAN K	2B	3	-	-	-	1	1	2	2	-
FRANKLIN L	CF	4	1	1	-	-	-	1	-	-
FEBREY A	DP	-	-	-	-	-	-	-	-	-
	1B	4	-	-	-	-	-	12	-	-
JONES K	1B	-	-	-	-	-	-	-	-	-
	DP	4	1	3	2	-	-	-	-	-
POLIDORI E	RF	3	1	1	1	-	1	1	-	-
	C	1	-	-	-	-	-	-	-	-
LEUNG J	SS	3	-	2	-	-	-	-	5	-
ENTZMINGER E	3B	2	1	1	-	1	-	1	1	-
WIDEMAN N	C	-	-	-	-	-	-	3	1	-
*LALOR K	PH	-	-	-	-	1	-	-	-	-
	RF	1	-	1	-	-	-	-	-	1
*LALOR K	C	-	-	-	-	-	-	-	-	-
CHARTRAND JM	P	-	-	-	-	-	-	-	-	-
*RACKEL M	P	-	-	-	-	-	-	-	1	-
*SIMPSON N	P	-	-	-	-	-	-	-	2	-
Totals:		29	4	9	3	3	2	21	12	1

Bottom 2nd TSAI Chia-Chen to play pitcher for TPE substituting KE Hsia-Ai
 Top 3rd Temporary runner CHEN Chia-Yi(re-enter) running for LI Szu-Shih
 Top 5th Pinch hitter KO Chia-Hui hitting for CHANG Chia-Yun
 Top 5th Former player CHANG Chia-Yun re-entering for KO Chia-Hui
 Bottom 6th TU Ya-Ting to play pitcher for TPE substituting TSAI Chia-Chen

Top 1st FEBREY Alysén moved to first baseman
 Top 1st JONES Kianna moved to designated player
 Top 3rd RACKEL Morgan to play pitcher for CAN substituting CHARTRAND Jorde Madison
 Bottom 4th Pinch hitter LALOR Kelsey hitting for WIDEMAN Natalie
 Top 5th POLIDORI Erika remained in the game as catcher
 Top 5th LALOR Kelsey moved to right fielder
 Top 6th SIMPSON Nicola to play pitcher for CAN substituting RACKEL Morgan
 Top 7th LALOR Kelsey moved to catcher
 Top 7th POLIDORI Erika moved to right fielder
 Top 7th WIDEMAN Natalie to play catcher for CAN substituting LALOR Kelsey

Doubles - TPE 4 - CHEN C, LI S, LIN C, LIN F; CAN 1 - FRANKLIN L
Triples - TPE 1 - CHIANG T; CAN 0
Home runs - TPE 0; CAN 2 - JONES K in 2nd (1 RBI), POLIDORI E in 2nd (1 RBI)
Stolen bases - TPE 1 - SHEN C; CAN 2 - HAYWARD V (2)
Sacrifice hits - TPE 1 - LIN C; CAN 1 - WIDEMAN N



Result

Chinese Taipei (TPE)	W/L/S	IP	H	R	ER	BB	SO	HR	WP	BK/ILP	AB	BF	NP
KE H		1.1	2	2	2	-	-	2	-	-	6	6	13
TSAI C	W (1,0,0)	3.2	7	2	1	3	2	-	-	-	17	21	99
TU Y		2.0	-	-	-	-	-	-	-	-	6	6	19
Totals:		7.0	9	4	3	3	2	2	-	-	29	33	131

KE Hsia-Ai faced 2 batters in the 2nd inning
TSAI Chia-Chen faced 2 batters in the 6th inning

Canada (CAN)	W/L/S	IP	H	R	ER	BB	SO	HR	WP	BK/ILP	AB	BF	NP
CHARTRAND JM	L (0,1,0)	2.2	7	5	5	-	1	-	-	-	14	15	36
RACKEL M		2.1	5	4	3	-	2	-	-	-	12	13	41
SIMPSON N		2.0	1	-	-	-	-	-	-	-	7	7	21
Totals:		7.0	13	9	8	-	3	-	-	-	33	35	98

CHARTRAND Jorde Madison faced 2 batters in the 3rd inning

Hit by pitch - TPE 0; CAN 1 - KO C by RACKEL M

Technical Commissioners:

Umpires: (HP) HEAD Laura (USA) (1B) SASAJIMA Ayaka (JPN)
(2B) HERNANDEZ Jose (PUR) (3B) LOHNERT Thomas (GER)

Scorekeepers: COGOLLO William (COL) IZAGUIRRE Oscar (VEN) MAURIZIO Ronchi (ITA)

Length of game: 2h 18min Attendance:
Conditions: Few clouds Temperature: 34°C/93°F Humidity: 56%

Legend:			
*	Substitutions	1B	First base
A	Assists	AB	At bats
BK/ILP	Balks/Illegal pitches	C	Catcher
DP	Double plays/Designated Player	E	Errors
H	Hits	HP	Home plate
L	Loss	HR	Home runs
P	Pitcher	IP	Innings pitched
R	Runs	LF	Left Fielder
SO	Strikeouts	PH	Pinch hitter
		RBI	Runs batted in
		SS	Shortstop
		2B	Second base
		BB	Bases on balls
		CF	Center Fielder
		ER	Earned runs allowed
		HR	Home runs
		IP	Innings pitched
		LOB	Left on base
		NP	Number of pitches
		PO	Put outs
		RF	Right Fielder
		Pos.	Position
		S	Save
		W	Win
		WP	Wild pitches

Timing and Results provided by TISSOT



Starting Line-Up

ITA - Italy

No. Player	Pos.	B/T	AVG	GP	GS	AB	R	H	2B	3B	HR	RBI	SLG%	BB	HBP	SO	OB%	SB	ATT.
21 VIGNA Laura	LF	L/L																	
12 FAMA Amanda	1B	R/R																	
23 SHELDON Melany	SS	R/R																	
15 CECCHETTI Elisa	C	R/R																	
14 LONGHI Giulia	3B	R/R																	
25 EDWARDS Sarah	DP	L/L																	
3 ROTONDO Alessandra	2B	R/R																	
24 KOUTSOYANOPULOS Giulia	CF	R/L																	
4 MARRONE Fabrizia	RF	/																	

No. Starting Pitcher	ERA	W	L	GP	GS	CG	IP	H	R	ER	BB	SO	B/AVG	WP	BK/ILP	HBP
7 CACCIAMANI Ilaria																

CAN - Canada

No. Player	Pos.	B/T	AVG	GP	GS	AB	R	H	2B	3B	HR	RBI	SLG%	BB	HBP	SO	OB%	SB	ATT.
8 HAYWARD Victoria	LF	L/L	.000	1	2	4	-	-	-	-	-	-	.000	-	-	-	.000	2	2
1 HARSHMAN Kelsey	2B	L/R	.000	1	2	3	-	-	-	-	-	-	.000	1	-	1	.250	-	0
42 JONES Kianna	1B	R/R	.750	1	2	4	1	3	-	-	1	2	1.500	-	-	-	.750	-	0
26 FRANKLIN Larissa	CF	L/R	.250	1	2	4	1	1	1	-	-	-	.500	-	-	-	.250	-	0
3 POLIDORI Erika	RF	R/L	.250	1	2	4	1	1	-	-	1	1	1.000	-	-	1	.250	-	0
13 FEBREY Alysen	DP	L/R	.000	1	2	4	-	-	-	-	-	-	.000	-	-	-	.000	-	0
14 LEUNG Janet	SS	R/R	.667	1	2	3	-	2	-	-	-	-	.667	-	-	-	.667	-	0
19 ENTZMINGER Emma	3B	R/R	.500	1	2	2	1	1	-	-	-	-	.500	1	-	-	.667	-	0
2 WIDEMAN Natalie	C	R/R		1	2	-	-	-	-	-	-	-		-	-	-	.000	-	0

No. Starting Pitcher	ERA	W	L	GP	GS	CG	IP	H	R	ER	BB	SO	B/AVG	WP	BK/ILP	HBP
17 ANDERSON Ruby																



Starting Line-Up

**ITA - Italy
Non-Starters**

No.	Player	Pos.	B/T
5	LACATENA Alexia	P	R/R
9	BIGATTON Laura	P/OF	L/R
11	ELISA Prinic	C	R/R
16	NICOLINI Alice	/	/
22	BARTOLI Anita	IF	R/R

**CAN - Canada
Non-Starters**

No.	Player	Pos.	B/T
15	LALOR Kelsey	OF	L/R
28	SIMPSON Nicola	P	R/R
72	CHARTRAND Jorde Madison	P	R/R
77	MESSMER Grace	IF	R/R
99	RACKEL Morgan	P	R/L

Team Manager

ZAGARIA Giovanni

Coach

BRUSA Giulio
EVANS Nancy Renee
PIZZOLINI Federico

Coach

ALAMEDA Lonni
JONES Chris
LYE Joey
RAFTER Kaleigh
SALLING Jenn

Umpires: LOHNERT Thomas
McCOWN Steven
HERNANDEZ Jose
SASAJIMA Ayaka

GER HP
USA 1B
PUR 2B
JPN 3B

Technical Commissioners: CASTRO ARIAS Roberto
CRESS Rich

CRC
USA

Scorekeepers: COGOLLO William
DUIN Dennis
IZAGUIRRE Oscar

COL
NED
VEN

Note:
Visitor team is shown on the left.

Legend:

1B First base	2B Doubles/Second base	3B Triples/Third base	AB At bats
AVG Batting average	ATT. Stolen base attempts	B Both	B/AVG Opponent batting average
BB Bases on balls	BK/ILP Balks/Illegal Pitches	B/T Bat/Throw Hand	C Catcher
CF Center Fielder	CG Completed Games	DP Designated Player	ER Earned runs allowed
ERA Earned run average	GP Games pitched/played	GS Games started	H Hits
HBP Hit by pitch	HR Home runs	IF Infielder	IP Innings pitched/played
L Loss/left hand	LF Left Fielder	No. Uniform number	OB% On base percentage
OF Outfielder	P Pitcher	Pos. Position	R Runs/right hand
RBI Runs batted in	RF Right Fielder	SB Stolen bases	SLG% Slugging percentage
SO Strikeouts	SS Shortstop	U Utility	W Win
WP Wild pitches			



Result

ITA 4 - 10 CAN

	1	2	3	4	5	6	7	R	H	E	LOB
ITA - Italy	3	1	0	0	0	0	0	4	6	1	2
CAN - Canada	0	3	2	1	0	4	x	10	11	1	3

Italy (ITA)	Pos.	AB	R	H	RBI	BB	SO	PO	A	E
VIGNA L	LF	3	1	2	2	-	-	1	-	-
FAMA A	1B	3	-	-	-	1	6	1	-	-
SHELDON M	SS	3	-	-	-	1	1	1	-	-
CECCHETTI E	C	3	1	1	-	1	4	2	-	-
LONGHI G	3B	3	1	1	2	-	-	5	1	-
EDWARDS S	DP	3	-	-	-	-	-	-	-	-
ROTONDO A	2B	3	-	1	-	1	3	2	-	-
KOUTSOYANOPULOS G	CF	3	-	-	-	2	2	-	-	-
MARRONE F	RF	3	1	1	-	-	1	-	-	-
CACCIAMANI I	P	-	-	-	-	-	-	-	-	-
*NICOLINI A	P	-	-	-	-	-	-	-	-	-
Totals:		27	4	6	4	-	6	18	11	1

Canada (CAN)	Pos.	AB	R	H	RBI	BB	SO	PO	A	E
HAYWARD V	LF	3	2	2	1	-	-	3	1	-
HARSHMAN K	2B	4	1	2	2	-	-	1	1	-
JONES K	1B	-	-	-	-	-	-	-	-	-
	DP	4	-	1	-	-	1	-	-	-
FRANKLIN L	CF	3	1	2	1	-	-	-	-	-
POLIDORI E	RF	2	1	-	-	1	-	-	-	-
FEBREY A	DP	-	-	-	-	-	-	-	-	-
	1B	3	-	1	2	-	2	11	-	-
LEUNG J	SS	2	2	1	1	-	-	-	3	1
ENTZMINGER E	3B	3	2	1	-	-	-	-	1	-
WIDEMAN N	C	1	-	1	1	-	6	-	-	-
*LALOR K	PH	1	-	-	-	1	-	-	-	-
ANDERSON R	P	-	-	-	-	-	-	-	-	-
*SIMPSON N	P	-	-	-	-	-	-	-	4	-
Totals:		26	9	11	8	2	4	21	10	1

Bottom 3rd NICOLINI Alice to play pitcher for ITA substituting CACCIAMANI Ilaria

Top 1st FEBREY Alysen moved to first baseman
 Top 1st JONES Kianna moved to designated player
 Top 2nd SIMPSON Nicola to play pitcher for CAN substituting ANDERSON Ruby
 Bottom 2nd Temporary runner HAYWARD Victoria(re-enter) running for WIDEMAN Natalie
 Bottom 4th Pinch hitter LALOR Kelsey hitting for WIDEMAN Natalie
 Top 5th WIDEMAN Natalie returned to catcher
 Top 5th LALOR Kelsey came out of the field of play

Doubles - ITA 0; CAN 2 - HARSHMAN K, JONES K
Triples - ITA 0; CAN 1 - HAYWARD V
Home runs - ITA 2 - VIGNA L in 1st (1 RBI), LONGHI G in 1st (2 RBI); CAN 0
Stolen bases - ITA 0; CAN 3 - FRANKLIN L, HAYWARD V, POLIDORI E
Caught stealing - ITA 0; CAN 1 - FRANKLIN L
Sacrifice flies - ITA 0; CAN 1 - HAYWARD V
Grounded into double play - ITA 0; CAN 2 - JONES K, POLIDORI E
Double plays - ITA 2 - FAMA A (2), LONGHI G (2), ROTONDO A (2); CAN 0

Italy (ITA)	W/L/S	IP	H	R	ER	BB	SO	HR	WP	BK/ILP	AB	BF	NP
CACCIAMANI I		2.0	4	4	4	2	1	-	-	1	9	12	39
NICOLINI A	L (0,1,0)	4.0	7	6	4	-	3	-	-	1	17	19	57
Totals:		6.0	11	10	8	2	4	-	-	2	26	31	96

CACCIAMANI Ilaria faced 1 batters in the 3rd inning

Canada (CAN)	W/L/S	IP	H	R	ER	BB	SO	HR	WP	BK/ILP	AB	BF	NP
ANDERSON R		1.2	4	4	3	-	2	2	-	-	9	9	35
SIMPSON N	W (1,0,0)	5.1	2	-	-	-	4	-	-	-	18	18	62
Totals:		7.0	6	4	3	-	6	2	-	-	27	27	97

ANDERSON Ruby faced 1 batters in the 2nd inning

Hit by pitch - ITA 2 - FRANKLIN L by NICOLINI A, LEUNG J by NICOLINI A; CAN 0



Result

Technical Commissioners:	CASTRO ARIAS Roberto (CRC)	CRESS Rich (USA)	
Umpires:	(HP) LOHNERT Thomas (GER) (2B) HERNANDEZ Jose (PUR)	(1B) McCOWN Steven (USA) (3B) SASAJIMA Ayaka (JPN)	
Scorekeepers:	COGOLLO William (COL)	DUIN Dennis (NED)	IZAGUIRRE Oscar (VEN)
Length of game:	1h 52min	Attendance:	
Conditions:	Few clouds	Temperature: 29°C/84°F	Humidity: 72%

Legend:							
*	Substitutions	1B	First base	2B	Second base	3B	Third base
A	Assists	AB	At bats	BB	Bases on balls	BF	Batters faced
BK/ILP	Balks/Illegal pitches	C	Catcher	CF	Center Fielder		
DP	Double plays/Designated Player	HP	Home plate	E	Errors	ER	Earned runs allowed
H	Hits	LF	Left Fielder	HR	Home runs	IP	Innings pitched
L	Loss	PH	Pinch hitter	LOB	Left on base	NP	Number of pitches
P	Pitcher	RBI	Runs batted in	PO	Put outs	Pos.	Position
R	Runs	SS	Shortstop	RF	Right Fielder	S	Save
SO	Strikeouts			W	Win	WP	Wild pitches
x	Did not bat						



Starting Line-Up

USA - United States

No. Player	Pos.	B/T	AVG	GP	GS	AB	R	H	2B	3B	HR	RBI	SLG%	BB	HBP	SO	OB%	SB	ATT.
8 McCLENEY Haylie	CF	L/L																	
18 LORENZ Amanda	LF	L/L																	
4 ECHOLS Charla	3B	L/R																	
37 FLIPPEN Hannah	SS	R/R																	
9 HANSEN Kinzie	C	R/R																	
34 MULIPOLA Dejah	DP	R/R																	
17 PLEASANTS Taylor	1B	L/R																	
16 MOULTRIE Michelle	RF	L/R																	
22 JEFFERSON Janae	2B	L/R																	

No. Starting Pitcher	ERA	W	L	GP	GS	CG	IP	H	R	ER	BB	SO	B/AVG	WP	BK/ILP	HBP
3 CARDA Ally																

ITA - Italy

No. Player	Pos.	B/T	AVG	GP	GS	AB	R	H	2B	3B	HR	RBI	SLG%	BB	HBP	SO	OB%	SB	ATT.
21 VIGNA Laura	LF	L/L	.667	1	2	3	1	2	-	-	1	2	1.667	-	-	-	.667	-	0
12 FAMA Amanda	SS	R/R	.000	1	2	3	-	-	-	-	-	-	.000	-	-	1	.000	-	0
23 SHELDON Melany	2B	R/R	.000	1	2	3	-	-	-	-	-	-	.000	-	-	1	.000	-	0
15 CECCHETTI Elisa	DP	R/R	.333	1	2	3	1	1	-	-	-	-	.333	-	-	1	.333	-	0
14 LONGHI Giulia	3B	R/R	.333	1	2	3	1	1	-	-	1	2	1.333	-	-	-	.333	-	0
25 EDWARDS Sarah	1B	L/L	.000	1	2	3	-	-	-	-	-	-	.000	-	-	-	.000	-	0
11 ELISA Princic	C	R/R																	
24 KOUTSOYANOPULOS Giulia	CF	R/L	.000	1	2	3	-	-	-	-	-	-	.000	-	-	2	.000	-	0
4 MARRONE Fabrizia	RF	/	.333	1	2	3	1	1	-	-	-	-	.333	-	-	-	.333	-	0

No. Starting Pitcher	ERA	W	L	GP	GS	CG	IP	H	R	ER	BB	SO	B/AVG	WP	BK/ILP	HBP
5 LACATENA Alexia																



Starting Line-Up

USA - United States

Non-Starters

No.	Player	Pos.	B/T
12	FORD Jailyln	P	L/L
14	ABBOTT Monica	P	L/L
24	FARAIMO Megan	P	R/R
41	FOUTS Montana	P	R/R
48	NICKLES Bubba	OF	R/R

ITA - Italy

Non-Starters

No.	Player	Pos.	B/T
3	ROTONDO Alessandra	IF	R/R
7	CACCIAMANI Ilaria	P	R/R
9	BIGATTON Laura	P/OF	L/R
16	NICOLINI Alice		/
22	BARTOLI Anita	IF	R/R

Team Manager

SEBREN Chris

Team Manager

ZAGARIA Giovanni

Coach

BALDWIN Tony
KAITLYN Leddy
MALONE Cindy
TARR Heather
WALTON Tim

Coach

BRUSA Giulio
EVANS Nancy Renee
PIZZOLINI Federico

Umpires: SASAJIMA Ayaka JPN HP
HERNANDEZ Jose PUR 1B
LOHNERT Thomas GER 2B
ARTEAGA GONZALEZ Juan Felipe COL 3B

Technical Commissioners: DEBONO Mario MLT
DOWN Lisa CAN

Scorekeepers: COGOLLO William COL
DUIN Dennis NED
IZAGUIRRE Oscar VEN

Note:

Visitor team is shown on the left.

Legend:

1B First base	2B Doubles/Second base	3B Triples/Third base	AB At bats
AVG Batting average	ATT. Stolen base attempts	B Both	B/AVG Opponent batting average
BB Bases on balls	BK/ILP Balks/Illegal Pitches	B/T Bat/Throw Hand	C Catcher
CF Center Fielder	CG Completed Games	DP Designated Player	ER Earned runs allowed
ERA Earned run average	GP Games pitched/played	GS Games started	H Hits
HBP Hit by pitch	HR Home runs	IF Infielder	IP Innings pitched/played
L Loss/left hand	LF Left Fielder	No. Uniform number	OB% On base percentage
OF Outfielder	P Pitcher	Pos. Position	R Runs/right hand
RBI Runs batted in	RF Right Fielder	SB Stolen bases	SLG% Slugging percentage
SO Strikeouts	SS Shortstop	U Utility	W Win
WP Wild pitches			



Result

USA 6 - 0 ITA

	1	2	3	4	5	6	7	R	H	E	LOB
USA - United States of America	4	0	0	1	1	0	0	6	12	1	7
ITA - Italy	0	0	0	0	0	0	0	0	3	1	5

United States (USA)	Pos.	AB	R	H	RBI	BB	SO	PO	A	E
McCLENEY H	CF	2	1	1	1	1	-	-	-	-
LORENZ A	LF	4	-	2	-	-	-	1	-	-
	DP	-	-	-	-	-	-	-	-	-
ECHOLS C	3B	4	-	1	-	-	-	1	3	-
FLIPPEN H	SS	3	1	-	-	1	1	-	-	-
HANSEN K	C	4	2	3	1	-	-	14	-	-
MULIOLA D	DP	3	1	2	-	-	-	-	-	-
*NICKLES B	PH	1	-	-	-	-	-	-	-	-
	LF	-	-	-	-	-	-	-	-	-
PLEASANTS T	1B	4	-	1	2	-	-	4	-	1
MOULTRIE M	RF	2	-	1	2	-	-	-	-	-
JEFFERSON J	2B	2	1	1	-	1	-	1	1	-
CARDA A	P	-	-	-	-	-	-	-	1	-
*FOUTS M	P	-	-	-	-	-	-	-	1	-
Totals:		29	6	12	6	3	1	21	6	1

Italy (ITA)	Pos.	AB	R	H	RBI	BB	SO	PO	A	E
VIGNA L	LF	3	-	-	-	-	1	4	-	-
FAMA A	SS	2	-	1	-	1	1	3	2	-
*ROTONDO A	PR	-	-	-	-	-	-	-	-	-
SHELDON M	2B	3	-	-	-	-	2	3	4	1
CECCHETTI E	DP	3	-	-	-	-	1	-	-	-
LONGHI G	3B	3	-	-	-	-	3	1	1	-
EDWARDS S	1B	3	-	-	-	-	3	4	1	-
ELISA P	C	3	-	1	-	-	1	2	1	-
KOUTSOYANOPULOS G	CF	3	-	-	-	-	2	3	-	-
MARRONE F	RF	2	-	1	-	-	-	1	-	-
LACATENA A	P	-	-	-	-	-	-	-	-	-
*NICOLINI A	P	-	-	-	-	-	-	-	-	-
Totals:		25	-	3	-	1	14	21	9	1

Bottom 5th FOUTS Montana to play pitcher for USA substituting CARDA Ally
 Top 7th Pinch hitter NICKLES Bubba hitting for MULIOLA Dejah
 Bottom 7th NICKLES Bubba moved to left fielder
 Bottom 7th LORENZ Amanda remained in the game as designated player

Top 6th NICOLINI Alice to play pitcher for ITA substituting LACATENA Alexia
 Bottom 6th Pinch runner ROTONDO Alessandra running for FAMA Amanda
 Top 7th FAMA Amanda returned to shortstop
 Top 7th ROTONDO Alessandra came out of the field of play

- Doubles** - USA 1 - ECHOLS C; ITA 0
- Triples** - USA 1 - JEFFERSON J; ITA 0
- Caught stealing** - USA 1 - McCLENEY H; ITA 0
- Sacrifice flies** - USA 2 - McCLENEY H, MOULTRIE M; ITA 0
- Grounded into double play** - USA 1 - FLIPPEN H; ITA 0
- Double plays** - USA 0; ITA 1 - EDWARDS S, FAMA A, SHELDON M

United States (USA)	W/L/S	IP	H	R	ER	BB	SO	HR	WP	BK/ILP	AB	BF	NP
CARDA A	W (1,0,0)	4.0	2	-	-	-	6	-	1	-	14	14	66
FOUTS M	S (0,0,1)	3.0	1	-	-	1	8	-	-	-	11	12	59
Totals:		7.0	3	-	-	1	14	-	1	-	25	26	125

Italy (ITA)	W/L/S	IP	H	R	ER	BB	SO	HR	WP	BK/ILP	AB	BF	NP
LACATENA A	L (0,1,0)	5.0	11	6	6	3	-	-	-	-	23	28	89
NICOLINI A		2.0	1	-	-	-	1	-	-	-	6	6	21
Totals:		7.0	12	6	6	3	1	-	-	-	29	34	110

LACATENA Alexia faced 2 batters in the 6th inning





Result

Technical Commissioners:	DEBONO Mario (MLT)	DOWN Lisa (CAN)	
Umpires:	(HP) SASAJIMA Ayaka (JPN) (2B) LOHNERT Thomas (GER)	(1B) HERNANDEZ Jose (PUR) (3B) ARTEAGA GONZALEZ Juan Felipe (COL)	
Scorekeepers:	COGOLLO William (COL)	DUIN Dennis (NED)	IZAGUIRRE Oscar (VEN)
Length of game:	2h 7min	Attendance:	
Conditions:	Clear sky	Temperature: 29°C/84°F	Humidity: 74%

Legend:			
*	Substitutions	1B	First base
A	Assists	AB	At bats
BK/ILP	Balks/Illegal pitches	C	Catcher
DP	Double plays/Designated Player	HP	Home plate
H	Hits	LF	Left Fielder
L	Loss	PH	Pinch hitter
P	Pitcher	R	Runs
PR	Pinch Runner	SO	Strikeouts
S	Save	2B	Second base
WP	Wild pitches	BB	Bases on balls
		CF	Center Fielder
		E	Errors
		HR	Home runs
		LOB	Left on base
		PO	Put outs
		RBI	Runs batted in
		SS	Shortstop
		3B	Third base
		BF	Batters faced
		ER	Earned runs allowed
		IP	Innings pitched
		NP	Number of pitches
		Pos.	Position
		RF	Right Fielder
		W	Win



Starting Line-Up

TPE - Chinese Taipei

No. Player	Pos.	B/T	AVG	GP	GS	AB	R	H	2B	3B	HR	RBI	SLG%	BB	HBP	SO	OB%	SB	ATT.
30 YANG Yi-Ting	SS	L/R	.250	1	2	4	1	1	-	-	-	-	.250	-	-	1	.250	-	0
5 LIN Feng-Chen	2B	L/R	.250	1	2	4	1	1	1	-	-	-	.500	-	-	-	.250	-	0
21 LIN Chih-Ying	1B	R/R	.667	1	2	3	2	2	1	-	-	2	1.000	-	-	-	.667	-	0
31 CHEN Chia-Yi	DP	L/R	.500	1	2	4	-	2	1	-	-	2	.750	-	-	-	.500	-	0
1 SHEN Chia-Wen	LF	L/R	.250	1	2	4	1	1	-	-	-	-	.250	-	-	1	.250	1	1
4 LI Szu-Shih	C	R/R	.250	1	2	4	1	1	1	-	-	1	.500	-	-	-	.250	-	0
22 LIU Hsuan	3B	L/R																	
32 CHANG Chia-Yun	CF	R/L	.333	1	2	3	1	1	-	-	-	-	.333	-	-	1	.333	-	0
28 CHIANG Ting-En	RF	L/R	.667	1	2	3	2	2	-	1	-	1	1.333	-	-	-	.667	-	0

No. Starting Pitcher	ERA	W	L	GP	GS	CG	IP	H	R	ER	BB	SO	B/AVG	WP	BK/ILP	HBP
26 CHIU An-Ju																

USA - United States

No. Player	Pos.	B/T	AVG	GP	GS	AB	R	H	2B	3B	HR	RBI	SLG%	BB	HBP	SO	OB%	SB	ATT.
8 McCLENEY Haylie	CF	L/L	.500	1	2	2	1	1	-	-	-	1	.500	1	-	-	.500	-	1
18 LORENZ Amanda	LF	L/L	.500	1	2	4	-	2	-	-	-	-	.500	-	-	-	.500	-	0
4 ECHOLS Charla	3B	L/R	.250	1	2	4	-	1	1	-	-	-	.500	-	-	-	.250	-	0
37 FLIPPEN Hannah	SS	R/R	.000	1	2	3	1	-	-	-	-	-	.000	1	-	1	.250	-	0
9 HANSEN Kinzie	DP	R/R	.750	1	2	4	2	3	-	-	-	1	.750	-	-	-	.750	-	0
34 MULIPOLA Dejah	C	R/R	.667	1	2	3	1	2	-	-	-	-	.667	-	-	-	.667	-	0
17 PLEASANTS Taylor	1B	L/R	.250	1	2	4	-	1	-	-	-	2	.250	-	-	-	.250	-	0
16 MOULTRIE Michelle	RF	L/R	.500	1	2	2	-	1	-	-	-	2	.500	-	-	-	.333	-	0
22 JEFFERSON Janae	2B	L/R	.500	1	2	2	1	1	-	1	-	-	1.500	1	-	-	.667	-	0

No. Starting Pitcher	ERA	W	L	GP	GS	CG	IP	H	R	ER	BB	SO	B/AVG	WP	BK/ILP	HBP
14 ABBOTT Monica																



Starting Line-Up

TPE - Chinese Taipei
Non-Starters

No.	Player	Pos.	B/T
2	KE Hsia-Ai	P	R/R
11	KO Chia-Hui	IF	R/R
14	TSAI Chia-Chen	P	R/R
15	HO Yi-Fan	IF	L/R
38	TU Ya-Ting	P	R/R

USA - United States
Non-Starters

No.	Player	Pos.	B/T
3	CARDA Ally	P	R/R
12	FORD Jaily	P	L/L
24	FARAIMO Megan	P	R/R
41	FOUTS Montana	P	R/R
48	NICKLES Bubba	OF	R/R

Team Manager
SEBREN Chris

Coach

CHEN Po-Jung
CHIANG Tzu-Lin
HAN Hsin-Lin
TSAI Yi-San
TUNG Yun-Chi

Coach

BALDWIN Tony
KAITLYN Leddy
MALONE Cindy
TARR Heather
WALTON Tim

Umpires: MICHAUD Annie
LOHNERT Thomas
SASAJIMA Ayaka
FABRIZI Sabrina

CAN HP
GER 1B
JPN 2B
ITA 3B

Technical Commissioners: CASTRO ARIAS Roberto
DEBONO Mario

CRC
MLT

Scorekeepers:

ALMARAZ Gabriel
MAURIZIO Ronchi
WIENS Janet

MEX
ITA
CAN

Note:

Visitor team is shown on the left.

Legend:

1B First base	2B Doubles/Second base	3B Triples/Third base	AB At bats
AVG Batting average	ATT. Stolen base attempts	B Both	B/AVG Opponent batting average
BB Bases on balls	BK/ILP Balks/Illegal Pitches	B/T Bat/Throw Hand	C Catcher
CF Center Fielder	CG Completed Games	DP Designated Player	ER Earned runs allowed
ERA Earned run average	GP Games pitched/played	GS Games started	H Hits
HBP Hit by pitch	HR Home runs	IF Infielder	IP Innings pitched/played
L Loss/left hand	LF Left Fielder	No. Uniform number	OB% On base percentage
OF Outfielder	P Pitcher	Pos. Position	R Runs/right hand
RBI Runs batted in	RF Right Fielder	SB Stolen bases	SLG% Slugging percentage
SO Strikeouts	SS Shortstop	U Utility	W Win
WP Wild pitches			



Result

TPE 0 - 7 USA

	1	2	3	4	5	6	7	R	H	E	LOB
TPE - Chinese Taipei Olympic Committee	0	0	0	0	0	0		0	3	1	2
USA - United States of America	0	3	2	0	0	2		7	9	0	5

Chinese Taipei (TPE)	Pos.	AB	R	H	RBI	BB	SO	PO	A	E
YANG Y	SS	2	-	-	-	-	1	1	-	-
	2B	1	-	1	-	-	-	1	-	-
LIN F	2B	1	-	1	-	-	-	-	-	1
*KO C	2B	-	-	-	-	-	-	-	-	-
	SS	2	-	-	-	-	2	1	1	-
LIN C	1B	2	-	-	-	-	2	4	1	-
CHEN C	DP	2	-	-	-	-	1	-	-	-
SHEN C	LF	2	-	-	-	-	2	7	-	-
LI S	C	2	-	1	-	-	1	1	1	-
LIU H	3B	2	-	-	-	-	1	1	2	-
CHANG C	CF	1	-	-	-	-	1	1	-	-
*HO Y	PH	1	-	-	-	-	1	-	-	-
CHIANG T	RF	2	-	-	-	-	2	-	-	-
CHIU A	P	-	-	-	-	-	-	-	-	-
*KE H	P	-	-	-	-	-	-	-	1	-
* TSAI C	P	-	-	-	-	-	-	-	-	-
Totals:		20	-	3	-	-	14	17	6	1

United States (USA)	Pos.	AB	R	H	RBI	BB	SO	PO	A	E
McCLENEY H	CF	4	-	2	1	-	-	-	-	-
LORENZ A	LF	4	-	2	1	-	-	-	-	-
ECHOLS C	3B	3	-	-	-	-	-	-	1	-
FLIPPEN H	SS	3	1	1	1	-	1	1	1	-
HANSEN K	DP	2	2	1	-	1	-	-	-	-
MULIPOLA D	C	3	1	2	2	-	-	14	1	-
PLEASANTS T	1B	1	2	-	-	2	-	3	-	-
MOULTRIE M	RF	3	-	-	-	-	-	-	-	-
JEFFERSON J	2B	2	1	1	1	-	-	-	1	-
ABBOTT M	P	-	-	-	-	-	-	-	-	-
Totals:		25	7	9	6	3	1	18	4	-

Top 2nd Temporary runner SHEN Chia-Wen(re-enter) running for LI Szu-Shih
 Bottom 3rd KO Chia-Hui to play second baseman for TPE substituting LIN Feng-Chen
 Bottom 3rd YANG Yi-Ting moved to second baseman
 Bottom 3rd KO Chia-Hui moved to shortstop
 Bottom 3rd KE Hsia-Ai to play pitcher for TPE substituting CHIU An-Ju
 Top 6th Pinch hitter HO Yi-Fan hitting for CHANG Chia-Yun
 Bottom 6th TSAI Chia-Chen to play pitcher for TPE substituting KE Hsia-Ai
 Bottom 6th CHANG Chia-Yun returned to center fielder
 Bottom 6th HO Yi-Fan came out of the field of play

Bottom 3rd Temporary runner HANSEN Kinzie(re-enter) running for MULIPOLA Dejah

Doubles - TPE 1 - LI S; USA 2 - HANSEN K, LORENZ A
Home runs - TPE 0; USA 1 - FLIPPEN H in 3rd (1 RBI)
Stolen bases - TPE 0; USA 2 - HANSEN K, MOULTRIE M
Caught stealing - TPE 1 - LIN F; USA 1 - McCLENEY H
Sacrifice flies - TPE 0; USA 1 - JEFFERSON J

Chinese Taipei (TPE)	W/L/S	IP	H	R	ER	BB	SO	HR	WP	BK/ILP	AB	BF	NP
CHIU A	L (0,1,0)	2.2	3	5	3	2	-	1	-	-	11	14	57
KE H		2.1	3	-	-	-	1	-	-	-	9	9	27
TSAI C		0.2	3	2	2	1	-	-	-	-	5	6	19
Totals:		5.2	9	7	5	3	1	1	-	-	25	29	103

CHIU An-Ju faced 2 batters in the 3rd inning

United States (USA)	W/L/S	IP	H	R	ER	BB	SO	HR	WP	BK/ILP	AB	BF	NP
ABBOTT M	W (1,0,0)	6.0	3	-	-	-	14	-	-	-	20	20	86
Totals:		6.0	3	-	-	-	14	-	-	-	20	20	86



Result

Technical Commissioners:	CASTRO ARIAS Roberto (CRC)	DEBONO Mario (MLT)	
Umpires:	(HP) MICHAUD Annie (CAN) (2B) SASAJIMA Ayaka (JPN)	(1B) LOHNERT Thomas (GER) (3B) FABRIZI Sabrina (ITA)	
Scorekeepers:	ALMARAZ Gabriel (MEX)	MAURIZIO Ronchi (ITA)	WIENS Janet (CAN)
Length of game:	1h 39min	Attendance:	
Conditions:	Few clouds	Temperature: 26°C/79°F	Humidity: 89%

Legend:			
*	Substitutions	1B	First base
A	Assists	AB	At bats
BK/ILP	Balks/Illegal pitches	C	Catcher
DP	Double plays/Designated Player	E	Errors
H	Hits	HP	Home plate
L	Loss	HR	Home runs
P	Pitcher	LF	Left Fielder
R	Runs	PH	Pinch hitter
SO	Strikeouts	RBI	Runs batted in
		SS	Shortstop
		2B	Second base
		BB	Bases on balls
		CF	Center Fielder
		ER	Earned runs allowed
		IP	Innings pitched
		NP	Number of pitches
		Pos.	Position
		S	Save
		WP	Wild pitches

Timing and Results provided by  TISSOT



Starting Line-Up

ITA - Italy

No. Player	Pos.	B/T	AVG	GP	GS	AB	R	H	2B	3B	HR	RBI	SLG%	BB	HBP	SO	OB%	SB	ATT.
21 VIGNA Laura	LF	L/L	.333	2	3	6	1	2	-	-	1	2	.833	-	-	1	.333	-	0
4 MARRONE Fabrizia	RF	/	.400	2	3	5	1	2	-	-	-	-	.400	-	-	-	.400	-	0
12 FAMA Amanda	DP	R/R	.200	2	3	5	-	1	-	-	-	-	.200	1	-	2	.333	-	0
15 CECCHETTI Elisa	C	R/R	.167	2	3	6	1	1	-	-	-	-	.167	-	-	2	.167	-	0
14 LONGHI Giulia	3B	R/R	.167	2	3	6	1	1	-	-	1	2	.667	-	-	3	.167	-	0
25 EDWARDS Sarah	1B	L/L	.000	2	3	6	-	-	-	-	-	-	.000	-	-	3	.000	-	0
3 ROTONDO Alessandra	2B	R/R	.333	2	2	3	-	1	-	-	-	-	.333	-	-	1	.333	-	0
24 KOUTSOYANOPULOS Giulia	CF	R/L	.000	2	3	6	-	-	-	-	-	-	.000	-	-	4	.000	-	0
22 BARTOLI Anita	SS	R/R																	

No. Starting Pitcher	ERA	W	L	GP	GS	CG	IP	H	R	ER	BB	SO	B/AVG	WP	BK/ILP	HBP
9 BIGATTON Laura																

TPE - Chinese Taipei

No. Player	Pos.	B/T	AVG	GP	GS	AB	R	H	2B	3B	HR	RBI	SLG%	BB	HBP	SO	OB%	SB	ATT.
30 YANG Yi-Ting	SS	L/R	.286	2	3	7	1	2	-	-	-	-	.286	-	-	2	.286	-	0
5 LIN Feng-Chen	2B	L/R	.400	2	3	5	1	2	1	-	-	-	.600	-	-	-	.400	-	1
21 LIN Chih-Ying	1B	R/R	.400	2	3	5	2	2	1	-	-	2	.600	-	-	2	.400	-	0
31 CHEN Chia-Yi	DP	L/R	.333	2	3	6	-	2	1	-	-	2	.500	-	-	1	.333	-	0
4 LI Szu-Shih	C	R/R	.333	2	3	6	1	2	2	-	-	1	.667	-	-	1	.333	-	0
1 SHEN Chia-Wen	LF	L/R	.167	2	3	6	1	1	-	-	-	-	.167	-	-	3	.167	1	1
15 HO Yi-Fan	3B	L/R	.400	2	2	5	-	2	-	-	-	2	.400	-	-	1	.400	-	0
32 CHANG Chia-Yun	CF	R/L	.250	2	3	4	1	1	-	-	-	-	.250	-	-	2	.250	-	0
28 CHIANG Ting-En	RF	L/R	.400	2	3	5	2	2	-	1	-	1	.800	-	-	2	.400	-	0

No. Starting Pitcher	ERA	W	L	GP	GS	CG	IP	H	R	ER	BB	SO	B/AVG	WP	BK/ILP	HBP
2 KE Hsia-Ai	3.82	-	-	2	2	-	3.2	5	2	2	-	1	.333	-	-	-



Starting Line-Up

ITA - Italy

Non-Starters

No.	Player	Pos.	B/T
5	LACATENA Alexia	P	R/R
7	CACCIAMANI Ilaria	P	R/R
11	ELISA Princic	C	R/R
16	NICOLINI Alice	/	/
23	SHELDON Melany	IF	R/R

TPE - Chinese Taipei

Non-Starters

No.	Player	Pos.	B/T
11	KO Chia-Hui	IF	R/R
14	TSAI Chia-Chen	P	R/R
22	LIU Hsuan	IF	L/R
26	CHIU An-Ju	P	R/R
38	TU Ya-Ting	P	R/R

Team Manager

ZAGARIA Giovanni

Coach

BRUSA Giulio
EVANS Nancy Renee
PIZZOLINI Federico

Coach

CHEN Po-Jung
CHIANG Tzu-Lin
HAN Hsin-Lin
TSAI Yi-San
TUNG Yun-Chi

Umpires:	ARTEAGA GONZALEZ Juan Felipe	COL	HP	Technical Commissioners:	CRESS Rich	USA
	SASAJIMA Ayaka	JPN	1B		DOWN Lisa	CAN
	McCOWN Steven	USA	2B	Scorekeepers:	DUIN Dennis	NED
	LOHNERT Thomas	GER	3B		IZAGUIRRE Oscar	VEN
					WIENS Janet	CAN

Note:
Visitor team is shown on the left.

Legend:					
1B	First base	2B	Doubles/Second base	3B	Triples/Third base
AVG	Batting average	ATT.	Stolen base attempts	B	Both
BB	Bases on balls	BK/ILP	Balks/Illegal Pitches	B/T	Bat/Throw Hand
CF	Center Fielder	CG	Completed Games	DP	Designated Player
ERA	Earned run average	GP	Games pitched/played	GS	Games started
HBP	Hit by pitch	HR	Home runs	IF	Infielder
L	Loss/left hand	LF	Left Fielder	No.	Uniform number
OF	Outfielder	P	Pitcher	Pos.	Position
RBI	Runs batted in	RF	Right Fielder	SB	Stolen bases
SO	Strikeouts	SS	Shortstop	W	Win
				AB	At bats
				B/AVG	Opponent batting average
				C	Catcher
				ER	Earned runs allowed
				H	Hits
				IP	Innings pitched/played
				OB%	On base percentage
				R	Runs/right hand
				SLG%	Slugging percentage
				WP	Wild pitches

Timing and Results provided by  TISSOT



Result

ITA 1 - 4 TPE

	1	2	3	4	5	6	7	R	H	E	LOB
ITA - Italy	0	0	1	0	0	0	0	1	5	2	4
TPE - Chinese Taipei Olympic Committee	1	0	2	0	0	1	x	4	6	0	5

Italy (ITA)	Pos.	AB	R	H	RBI	BB	SO	PO	A	E
VIGNA L	LF	3	-	1	-	-	-	1	-	-
MARRONE F	RF	3	1	-	-	-	1	-	-	-
FAMA A	DP	3	-	3	1	-	-	-	-	-
CECCHETTI E	C	3	-	-	-	-	-	3	2	-
LONGHI G	3B	2	-	1	-	-	1	-	1	-
*SHELDON M	3B	1	-	-	-	-	-	1	1	-
EDWARDS S	1B	2	-	-	-	-	1	4	-	-
*LACATENA A	PH	1	-	-	-	-	1	-	-	-
ROTONDO A	2B	3	-	-	-	-	2	4	2	1
KOUTSOYANOPULOS G	CF	2	-	-	-	-	-	2	-	-
*ELISA P	PH	1	-	-	-	-	1	-	-	-
BARTOLI A	SS	2	-	-	-	-	1	3	2	1
BIGATTON L	P	-	-	-	-	-	-	-	2	-
*NICOLINI A	P	-	-	-	-	-	-	-	-	-
Totals:		26	1	5	1	-	8	18	10	2

Bottom 5th SHELDON Melany to play third baseman for ITA substituting LONGHI Giulia
Bottom 6th NICOLINI Alice to play pitcher for ITA substituting BIGATTON Laura
Top 7th Pinch hitter LACATENA Alexia hitting for EDWARDS Sarah
Top 7th Pinch hitter ELISA Princic hitting for KOUTSOYANOPULOS Giulia

Chinese Taipei (TPE)	Pos.	AB	R	H	RBI	BB	SO	PO	A	E
YANG Y	SS	3	2	1	-	-	-	1	-	-
LIN F	2B	1	1	-	-	1	-	3	-	-
LIN C	1B	2	-	1	1	-	-	3	-	-
CHEN C	DP	3	-	1	2	-	-	-	-	-
LI S	C	3	-	1	-	-	-	7	1	-
SHEN C	LF	2	1	1	-	1	-	1	-	-
HO Y	3B	1	-	-	-	1	1	4	1	-
CHANG C	CF	2	-	-	-	-	2	1	-	-
*KO C	PH	1	-	-	-	-	-	-	-	-
CHIANG T	RF	1	-	-	-	1	-	1	-	-
*LIU H	PH	1	-	1	1	-	-	-	-	-
KE H	P	-	-	-	-	-	-	-	2	-
Totals:		20	4	6	4	4	3	21	4	-

Bottom 3rd Temporary runner SHEN Chia-Wen(re-enter) running for LI Szu-Shih
Bottom 6th Pinch hitter KO Chia-Hui hitting for CHANG Chia-Yun
Bottom 6th Pinch hitter LIU Hsuan hitting for CHIANG Ting-En
Bottom 6th Former player CHIANG Ting-En re-entering for LIU Hsuan
Top 7th CHANG Chia-Yun returned to center fielder
Top 7th KO Chia-Hui came out of the field of play

- Doubles - ITA 1 - FAMA A; TPE 0
- Stolen bases - ITA 0; TPE 2 - SHEN C, YANG Y
- Caught stealing - ITA 0; TPE 2 - CHIANG T (2)
- Sacrifice hits - ITA 0; TPE 3 - HO Y, LIN C, LIN F
- Grounded into double play - ITA 0; TPE 1 - CHEN C
- Double plays - ITA 1 - BARTOLI A, EDWARDS S, ROTONDO A; TPE 0

Italy (ITA)	W/L/S	IP	H	R	ER	BB	SO	HR	WP	BK/ILP	AB	BF	NP
BIGATTON L	L (0,1,0)	5.0	5	4	2	4	3	-	-	-	18	24	89
NICOLINI A		1.0	1	-	-	-	-	-	-	-	2	3	11
Totals:		6.0	6	4	2	4	3	-	-	-	20	27	100

BIGATTON Laura faced 1 batters in the 6th inning

Chinese Taipei (TPE)	W/L/S	IP	H	R	ER	BB	SO	HR	WP	BK/ILP	AB	BF	NP
KE H	W (1,0,0)	7.0	5	1	1	-	8	-	-	-	26	26	84
Totals:		7.0	5	1	1	-	8	-	-	-	26	26	84



Result

Technical Commissioners: CRESS Rich (USA) DOWN Lisa (CAN)
Umpires: (HP) ARTEAGA GONZALEZ Juan Felipe (COL) (1B) SASAJIMA Ayaka (JPN)
 (2B) McCOWN Steven (USA) (3B) LOHNERT Thomas (GER)

Scorekeepers: DUIN Dennis (NED) IZAGUIRRE Oscar (VEN) WIENS Janet (CAN)

Length of game: 1h 45min
Conditions: Clear sky **Attendance:** **Temperature:** 31°C/88°F **Humidity:** 65%

Legend:							
*	Substitutions	1B	First base	2B	Second base	3B	Third base
A	Assists	AB	At bats	BB	Bases on balls	BF	Batters faced
BK/ILP	Balks/Illegal pitches	C	Catcher	CF	Center Fielder		
DP	Double plays/Designated Player	HP	Home plate	E	Errors	ER	Earned runs allowed
H	Hits	LF	Left Fielder	HR	Home runs	IP	Innings pitched
L	Loss	PH	Pinch hitter	LOB	Left on base	NP	Number of pitches
P	Pitcher	RBI	Runs batted in	PO	Put outs	Pos.	Position
R	Runs	SS	Shortstop	RF	Right Fielder	S	Save
SO	Strikeouts			W	Win	WP	Wild pitches
x	Did not bat						



Starting Line-Up

CAN - Canada

No. Player	Pos.	B/T	AVG	GP	GS	AB	R	H	2B	3B	HR	RBI	SLG%	BB	HBP	SO	OB%	SB	ATT.
8 HAYWARD Victoria	LF	L/L	.286	2	3	7	2	2	-	1	-	1	.571	-	-	-	.250	3	3
1 HARSHMAN Kelsey	2B	L/R	.286	2	3	7	1	2	1	-	-	2	.429	1	-	1	.375	-	0
42 JONES Kianna	1B	R/R	.500	2	3	8	1	4	1	-	1	2	1.000	-	-	1	.500	-	0
26 FRANKLIN Larissa	CF	L/R	.429	2	3	7	2	3	1	-	-	1	.571	-	1	-	.500	1	2
3 POLIDORI Erika	RF	R/L	.167	2	3	6	2	1	-	-	1	1	.667	1	-	1	.286	1	1
13 FEBREY Alysen	DP	L/R	.143	2	3	7	-	1	-	-	-	2	.143	-	-	2	.143	-	0
14 LEUNG Janet	SS	R/R	.600	2	3	5	2	3	-	-	-	1	.600	-	1	-	.667	-	0
19 ENTZMINGER Emma	3B	R/R	.400	2	3	5	3	2	-	-	-	-	.400	1	-	-	.500	-	0
2 WIDEMAN Natalie	C	R/R	1.000	2	3	1	-	1	-	-	-	1	1.000	1	-	-	1.000	-	0

No. Starting Pitcher	ERA	W	L	GP	GS	CG	IP	H	R	ER	BB	SO	B/AVG	WP	BK/ILP	HBP
99 RACKEL Morgan	9.00	-	-	1	1	-	2.1	5	4	3	-	2	.417	-	-	1

USA - United States

No. Player	Pos.	B/T	AVG	GP	GS	AB	R	H	2B	3B	HR	RBI	SLG%	BB	HBP	SO	OB%	SB	ATT.
8 McCLENEY Haylie	CF	L/L	.500	2	3	6	1	3	-	-	-	2	.500	1	-	-	.500	-	2
18 LORENZ Amanda	LF	L/L	.500	2	3	8	-	4	1	-	-	1	.625	-	-	-	.500	-	0
4 ECHOLS Charla	3B	L/R	.143	2	3	7	-	1	1	-	-	-	.286	-	-	-	.143	-	0
37 FLIPPEN Hannah	SS	R/R	.167	2	3	6	2	1	-	-	1	1	.667	1	-	2	.286	-	0
9 HANSEN Kinzie	DP	R/R	.667	2	3	6	4	4	1	-	-	1	.833	1	-	-	.714	1	1
34 MULIPOLA Dejah	C	R/R	.667	2	3	6	2	4	-	-	-	2	.667	-	-	-	.667	-	0
17 PLEASANTS Taylor	1B	L/R	.200	2	3	5	2	1	-	-	-	2	.200	2	-	-	.429	-	0
16 MOULTRIE Michelle	RF	L/R	.200	2	3	5	-	1	-	-	-	2	.200	-	-	-	.167	1	1
22 JEFFERSON Janae	2B	L/R	.500	2	3	4	2	2	-	1	-	1	1.000	1	-	-	.500	-	0

No. Starting Pitcher	ERA	W	L	GP	GS	CG	IP	H	R	ER	BB	SO	B/AVG	WP	BK/ILP	HBP
12 FORD Jailyn																



Starting Line-Up

**CAN - Canada
Non-Starters**

No.	Player	Pos.	B/T
15	LALOR Kelsey	OF	L/R
17	ANDERSON Ruby	P	R/R
28	SIMPSON Nicola	P	R/R
72	CHARTRAND Jorde Madison	P	R/R
77	MESSMER Grace	IF	R/R

**USA - United States
Non-Starters**

No.	Player	Pos.	B/T
3	CARDA Ally	P	R/R
14	ABBOTT Monica	P	L/L
24	FARAIMO Megan	P	R/R
41	FOUTS Montana	P	R/R
48	NICKLES Bubba	OF	R/R

Team Manager
SEBREN Chris

Coach

ALAMEDA Lonni
JONES Chris
LYE Joey
RAFTER Kaleigh
SALLING Jenn

Coach

BALDWIN Tony
KAITLYN Leddy
MALONE Cindy
TARR Heather
WALTON Tim

Umpires: FABRIZI Sabrina
HERNANDEZ Jose
LOHNERT Thomas
SASAJIMA Ayaka

ITA HP
PUR 1B
GER 2B
JPN 3B

Technical Commissioners: CASTRO ARIAS Roberto
DEBONO Mario

CRC
MLT

Scorekeepers:

ALMARAZ Gabriel
COGOLLO William
MAURIZIO Ronchi

MEX
COL
ITA

Note:

Visitor team is shown on the left.

Legend:

1B First base	2B Doubles/Second base	3B Triples/Third base	AB At bats
AVG Batting average	ATT. Stolen base attempts	B Both	B/AVG Opponent batting average
BB Bases on balls	BK/ILP Balks/Illegal Pitches	B/T Bat/Throw Hand	C Catcher
CF Center Fielder	CG Completed Games	DP Designated Player	ER Earned runs allowed
ERA Earned run average	GP Games pitched/played	GS Games started	H Hits
HBP Hit by pitch	HR Home runs	IF Infielder	IP Innings pitched/played
L Loss/left hand	LF Left Fielder	No. Uniform number	OB% On base percentage
OF Outfielder	P Pitcher	Pos. Position	R Runs/right hand
RBI Runs batted in	RF Right Fielder	SB Stolen bases	SLG% Slugging percentage
SO Strikeouts	SS Shortstop	U Utility	W Win
WP Wild pitches			



Result

REVISED
12 JUL 9:51

CAN 2 - 10 USA

	1	2	3	4	5	6	7	R	H	E	LOB
CAN - Canada	0	0	0	2	0			2	2	1	1
USA - United States of America	0	2	3	5	x			10	8	0	4

Canada (CAN)	Pos.	AB	R	H	RBI	BB	SO	PO	A	E
HAYWARD V	LF	2	-	-	-	-	1	2	-	-
	CF	-	-	-	-	-	-	-	-	-
HARSHMAN K	2B	2	1	1	-	-	1	1	-	-
JONES K	1B	-	-	-	-	-	-	-	-	-
	DP	1	-	-	-	-	-	-	-	-
*JONES K	RF	1	1	1	2	-	-	1	-	-
FRANKLIN L	CF	1	-	-	-	-	-	1	-	-
	DP	-	-	-	-	1	-	-	-	-
POLIDORI E	RF	1	-	-	-	-	1	-	-	-
	LF	1	-	-	-	-	-	-	-	-
FEBREY A	DP	-	-	-	-	-	-	-	-	-
	1B	1	-	-	-	1	-	3	-	-
LEUNG J	SS	2	-	-	-	-	-	1	-	1
ENTZMINGER E	3B	2	-	-	-	-	1	-	1	-
WIDEMAN N	C	1	-	-	-	-	1	3	-	-
*MESSMER G	PH	1	-	-	-	-	-	-	-	-
RACKEL M	P	-	-	-	-	-	-	1	-	-
*CHARTRAND JM	P	-	-	-	-	-	-	-	-	-
*SIMPSON N	P	-	-	-	-	-	-	-	1	-
Totals:		16	2	2	2	2	5	12	3	1

United States (USA)	Pos.	AB	R	H	RBI	BB	SO	PO	A	E
McCLENEY H	CF	3	1	1	-	-	-	1	-	-
LORENZ A	LF	3	1	1	-	-	1	1	-	-
	DP	-	-	-	-	-	-	-	-	-
ECHOLS C	3B	2	2	1	1	1	-	1	1	-
FLIPPEN H	SS	1	2	1	2	1	-	1	3	-
HANSEN K	DP	2	1	1	-	-	1	-	-	-
*NICKLES B	PH	-	1	-	-	1	-	-	-	-
	LF	-	-	-	-	-	-	-	-	-
MULIPOLA D	C	2	1	2	3	1	-	5	-	-
PLEASANTS T	1B	2	1	1	3	-	-	6	-	-
MOULTRIE M	RF	3	-	-	1	-	1	-	-	-
JEFFERSON J	2B	2	-	-	-	-	-	-	2	-
FORD J	P	-	-	-	-	-	-	-	-	-
*FARAIMO M	P	-	-	-	-	-	-	-	-	-
Totals:		20	10	8	10	4	3	15	6	-

Top 1st FEBREY Alysén moved to first baseman
 Top 1st JONES Kianna moved to designated player
 Bottom 3rd POLIDORI Erika moved to left fielder
 Bottom 3rd HAYWARD Victoria moved to center fielder
 Bottom 3rd JONES Kianna moved to right fielder
 Bottom 3rd FRANKLIN Larissa moved to designated player
 Bottom 3rd CHARTRAND Jorde Madison to play pitcher for USA substituting RACKEL Morgan
 Bottom 4th SIMPSON Nicola to play pitcher for CAN substituting CHARTRAND Jorde Madison
 Top 5th Pinch hitter MESSMER Grace hitting for WIDEMAN Natalie

Bottom 3rd Temporary runner HANSEN Kinzie(re-enter) running for MULIPOLA Dejah
 Top 4th FARAIMO Megan to play pitcher for USA substituting FORD Jailyñ
 Bottom 4th Pinch hitter NICKLES Bubba hitting for HANSEN Kinzie
 Bottom 4th Temporary runner NICKLES Bubba(re-enter) running for MULIPOLA Dejah
 Top 5th NICKLES Bubba moved to left fielder
 Top 5th LORENZ Amanda remained in the game as designated player

Doubles - CAN 0; USA 3 - HANSEN K, McCLENEY H, MULIPOLA D
Home runs - CAN 1 - JONES K in 4th (2 RBI); USA 2 - FLIPPEN H in 4th (2 RBI), PLEASANTS T in 4th (2 RBI)
Sacrifice hits - CAN 0; USA 1 - FLIPPEN H
Grounded into double play - CAN 1 - POLIDORI E; USA 0
Double plays - CAN 0; USA 1 - FLIPPEN H, JEFFERSON J, PLEASANTS T





Result

REVISED
12 JUL 9:51

Canada (CAN)	W/L/S	IP	H	R	ER	BB	SO	HR	WP	BK/ILP	AB	BF	NP
RACKEL M	L (0,1,0)	2.1	5	5	5	1	2	-	-	-	11	13	42
CHARTRAND JM		1.1	1	3	3	3	1	1	-	-	6	10	37
SIMPSON N		0.1	2	2	2	-	-	1	-	-	3	3	12
Totals:		4.0	8	10	10	4	3	2	-	-	20	26	91

CHARTRAND Jorde Madison faced 3 batters in the 4th inning

United States (USA)	W/L/S	IP	H	R	ER	BB	SO	HR	WP	BK/ILP	AB	BF	NP
FORD J	W (1,0,0)	3.0	2	2	2	2	5	1	-	-	11	13	55
FARAIMO M	S (0,0,1)	2.0	-	-	-	-	-	-	-	-	5	5	17
Totals:		5.0	2	2	2	2	5	1	-	-	16	18	72

FORD Jailyln faced 3 batters in the 4th inning

Hit by pitch - CAN 1 - PLEASANTS T by CHARTRAND JM; USA 0

Technical Commissioners:

Umpires: (HP) FABRIZI Sabrina (ITA) (1B) HERNANDEZ Jose (PUR)
(2B) LOHNERT Thomas (GER) (3B) SASAJIMA Ayaka (JPN)

Scorekeepers: ALMARAZ Gabriel (MEX) COGOLLO William (COL) MAURIZIO Ronchi (ITA)

Length of game: 1h 23min Attendance:
Conditions: Clear sky Temperature: 30°C/86°F Humidity: 64%

Legend:			
*	Substitutions	1B	First base
A	Assists	2B	Second base
BK/ILP	Balks/Illegal pitches	3B	Third base
DP	Double plays/Designated Player	AB	At bats
H	Hits	BB	Bases on balls
L	Loss	CF	Center Fielder
P	Pitcher	E	Errors
R	Runs	ER	Earned runs allowed
SO	Strikeouts	HP	Home plate
x	Did not bat	HR	Home runs
		LF	Left Fielder
		LOB	Left on base
		PH	Pinch hitter
		PO	Put outs
		RBI	Runs batted in
		RF	Right Fielder
		SS	Shortstop
		W	Win
		BF	Batters faced
		IP	Innings pitched
		NP	Number of pitches
		Pos.	Position
		S	Save
		WP	Wild pitches

Score of 5ht inning has been corrected.

Timing and Results provided by TISSOT



Starting Line-Up

PUR - Puerto Rico

No. Player	Pos.	B/T	AVG	GP	GS	AB	R	H	2B	3B	HR	RBI	SLG%	BB	HBP	SO	OB%	SB	ATT.
21 GORDON Carsyn	LF	R/R																	
10 COZZA Jenna	SS	R/R																	
12 CLAUDIO Karla	1B	R/R																	
2 RIVERA Alyssa	DP	L/L																	
4 MARTINEZ Janelle	C	R/R																	
33 ROMAN Tatianna	CF	B/R																	
3 RIVERA Daniele	2B	L/R																	
44 GARCIA Kathyria	3B	R/R																	
99 DUNG Xeana	RF	R/R																	

No. Starting Pitcher	ERA	W	L	GP	GS	CG	IP	H	R	ER	BB	SO	B/AVG	WP	BK/ILP	HBP
8 OCASIO Aleshia																

MEX - Mexico

No. Player	Pos.	B/T	AVG	GP	GS	AB	R	H	2B	3B	HR	RBI	SLG%	BB	HBP	SO	OB%	SB	ATT.
3 RUFFIN Madelyn	CF	R/R																	
16 ESPINOZA CASIANO Marlene	SS	R/R																	
86 ESTRADA Kiana	1B	R/R																	
2 CASAS Alex	2B	R/L																	
19 DONOHOE Saleen	DP	R/R																	
27 PERO Valeria	C	R/R																	
29 TREVINO Yanina	3B	R/R																	
23 ARADILLAS Stefania	RF	R/R																	
22 GONZALEZ Marie	LF	L/L																	

No. Starting Pitcher	ERA	W	L	GP	GS	CG	IP	H	R	ER	BB	SO	B/AVG	WP	BK/ILP	HBP
89 HYLAND Sierra																



Starting Line-Up

PUR - Puerto Rico
Non-Starters

No.	Player	Pos.	B/T
5	ORTIZ STERLING Shasi Yanne	U	R/R
9	HOOVER Jaimie	IF/OF	R/R
32	COE Esperanza	P/IF	R/R
40	TORRES Geana Jene	C/OF	L/L
88	ORTIZ MARTINEZ Camille Nahir	C	R/R

MEX - Mexico
Non-Starters

No.	Player	Pos.	B/T
17	PONCE Gloria	U	R/R
42	HERNANDEZ Desiree	P	L/L
44	PIRI Ximena	U	R/R
55	ARCEGA Diana	C	R/R

Team Manager

RIVERA Ivan

Coach

LEON Carlos
NAVAS Lisa
PERDOMO ZAPATA Luis Eduardo
SANTOS David

Coach

ARAUJO Jorge
PEREZ CARRILLO Adriana
PRIETO Nancy

Umpires:	ARTEAGA GONZALEZ Juan Felipe	COL	HP	Technical Commissioners:	CASTRO ARIAS Roberto	CRC
	MICHAUD Annie	CAN	1B		CRESS Rich	USA
	McCOWN Steven	USA	2B	Scorekeepers:	COGOLLO William	COL
	FABRIZI Sabrina	ITA	3B		IZAGUIRRE Oscar	VEN
					MAURIZIO Ronchi	ITA

Note:

Visitor team is shown on the left.

Legend:

1B First base	2B Doubles/Second base	3B Triples/Third base	AB At bats
AVG Batting average	ATT. Stolen base attempts	B Both	B/AVG Opponent batting average
BB Bases on balls	BK/ILP Balks/Illegal Pitches	B/T Bat/Throw Hand	C Catcher
CF Center Fielder	CG Completed Games	DP Designated Player	ER Earned runs allowed
ERA Earned run average	GP Games pitched/played	GS Games started	H Hits
HBP Hit by pitch	HR Home runs	IF Infielder	IP Innings pitched/played
L Loss/left hand	LF Left Fielder	No. Uniform number	OB% On base percentage
OF Outfielder	P Pitcher	Pos. Position	R Runs/right hand
RBI Runs batted in	RF Right Fielder	SB Stolen bases	SLG% Slugging percentage
SO Strikeouts	SS Shortstop	U Utility	W Win
WP Wild pitches			



Result

PUR 3 - 1 MEX

	1	2	3	4	5	6	7	R	H	E	LOB
PUR - Puerto Rico	2	0	0	0	0	0	1	3	6	1	9
MEX - Mexico	1	0	0	0	0	0	0	1	5	1	7

Puerto Rico (PUR)	Pos.	AB	R	H	RBI	BB	SO	PO	A	E
OCASIO A	P	3	2	2	1	1	-	-	2	-
GORDON C	LF	3	1	1	-	1	-	2	-	-
COZZA J	SS	4	-	1	1	-	2	1	-	1
CLAUDIO K	1B	4	-	2	1	-	-	7	1	-
RIVERA A	DP	1	-	-	-	-	1	-	-	-
	RF	3	-	-	-	-	1	-	-	-
MARTINEZ J	C	3	-	-	-	1	2	9	-	-
ROMAN T	CF	2	-	-	-	-	-	1	-	-
*HOOVER J	PH	1	-	-	-	-	-	-	-	-
RIVERA D	2B	1	-	-	-	1	-	1	2	-
*TORRES GJ	PH	-	-	-	-	1	-	-	-	-
GARCIA K	3B	2	-	-	-	-	-	-	1	-
*COE E	PH	1	-	-	-	-	1	-	-	-
DUNG X	RF	-	-	-	-	-	-	-	-	-
Totals:		28	3	6	3	5	7	21	6	1

Mexico (MEX)	Pos.	AB	R	H	RBI	BB	SO	PO	A	E
RUFFIN M	CF	4	-	1	-	-	1	2	-	-
ESPINOZA CASIANO M	SS	4	1	2	-	-	2	2	2	-
ESTRADA K	1B	3	-	1	-	-	1	6	-	-
CASAS A	2B	2	-	-	-	-	-	2	-	1
DONOHUE S	DP	2	-	-	-	1	-	-	-	-
PERO V	C	3	-	-	-	-	1	6	1	-
TREVINO Y	3B	3	-	1	-	-	1	2	1	-
ARADILLAS S	RF	2	-	-	-	-	-	-	-	-
*ARCEGA D	PH	1	-	-	-	-	-	-	-	-
WYSOCKI S	LF	2	-	-	-	-	2	1	-	-
*PIRI X	PH	1	-	-	-	-	1	-	-	-
HYLAND S	P	-	-	-	-	-	-	-	1	-
*MIRANDA WEEKS RC	P	-	-	-	-	-	-	-	1	-
Totals:		27	1	5	-	1	9	21	6	1

Bottom 1st RIVERA Alyssa moved to right fielder
 Bottom 1st DUNG Xeania came out of the field of play
 Top 2nd Temporary runner GORDON Carsyn(re-enter) running for OCASIO Aleshia
 Top 6th Pinch hitter HOOVER Jaimie hitting for ROMAN Tatianna
 Top 6th Pinch hitter TORRES Geana Jene hitting for RIVERA Daniele
 Top 6th Temporary runner ROMAN Tatianna(re-enter) running for MARTINEZ Janelle
 Top 6th Pinch hitter COE Esperanza hitting for GARCIA Kathyria
 Top 6th Former player RIVERA Daniele re-entering for TORRES Geana Jene
 Bottom 6th GARCIA Kathyria returned to third baseman
 Bottom 6th ROMAN Tatianna returned to center fielder
 Bottom 6th COE Esperanza came out of the field of play

Top 7th MIRANDA WEEKS Raci Cian to play pitcher for MEX substituting HYLAND Sierra
 Bottom 7th Pinch hitter ARCEGA Diana hitting for ARADILLAS Stefania
 Bottom 7th Pinch hitter PIRI Ximena hitting for WYSOCKI Savannah

Doubles - PUR 0; MEX 1 - ESPINOZA CASIANO M
Triples - PUR 1 - OCASIO A; MEX 0
Home runs - PUR 1 - OCASIO A in 1st (1 RBI); MEX 0
Stolen bases - PUR 1 - GORDON C; MEX 0

Puerto Rico (PUR)	W/L/S	IP	H	R	ER	BB	SO	HR	WP	BK/ILP	AB	BF	NP
OCASIO A	W (1,0,0)	7.0	5	1	1	1	9	-	1	1	27	29	106
Totals:		7.0	5	1	1	1	9	-	1	1	27	29	106

Mexico (MEX)	W/L/S	IP	H	R	ER	BB	SO	HR	WP	BK/ILP	AB	BF	NP
HYLAND S	L (0,1,0)	6.0	5	3	2	5	5	1	1	-	24	29	128
MIRANDA WEEKS RC		1.0	1	-	-	-	2	-	-	-	4	4	15
Totals:		7.0	6	3	2	5	7	1	1	-	28	33	143

HYLAND Sierra faced 3 batters in the 7th inning

Hit by pitch - PUR 1 - CASAS A by OCASIO A; MEX 0



Result

Technical Commissioners: CASTRO ARIAS Roberto (CRC) CRESS Rich (USA)
Umpires: (HP) ARTEAGA GONZALEZ Juan Felipe (COL) (1B) MICHAUD Annie (CAN)
 (2B) McCOWN Steven (USA) (3B) FABRIZI Sabrina (ITA)

Scorekeepers: COGOLLO William (COL) IZAGUIRRE Oscar (VEN) MAURIZIO Ronchi (ITA)

Length of game: **Attendance:**
Conditions: Few clouds **Temperature:** 29°C/84°F **Humidity:** 84%

Legend:		
*	Substitutions	1B First base
A	Assists	AB At bats
BK/ILP	Balks/Illegal pitches	C Catcher
DP	Double plays/Designated Player	E Errors
H	Hits	HP Home plate
L	Loss	LF Left Fielder
P	Pitcher	PH Pinch hitter
R	Runs	RBI Runs batted in
SO	Strikeouts	SS Shortstop
2B	Second base	BB Bases on balls
CF	Center Fielder	HR Home runs
ER	Earned runs allowed	LOB Left on base
IP	Innings pitched	PO Put outs
NP	Number of pitches	RF Right Fielder
Pos.	Position	W Win
S	Save	3B Third base
WP	Wild pitches	BF Batters faced

Timing and Results provided by  TISSOT



Starting Line-Up

AUS - Australia

No. Player	Pos.	B/T	AVG	GP	GS	AB	R	H	2B	3B	HR	RBI	SLG%	BB	HBP	SO	OB%	SB	ATT.
7 COX Michelle	RF	L/L																	
1 KEEVERS Shannon	LF	L/L																	
8 WHITEFIELD Tamiaka	2B	R/R																	
22 TSITSIKRONIS Taylah	1B	R/R																	
11 WALL Jade	CF	R/R																	
15 HOOD Georgia	DP	R/R																	
2 WARWICK Clare	3B	R/R																	
4 McMANUS Stacey	SS	R/R																	
14 WHITE Belinda	C	R/R																	

No. Starting Pitcher	ERA	W	L	GP	GS	CG	IP	H	R	ER	BB	SO	B/AVG	WP	BK/ILP	HBP
19 ROBERTS Ellen																

JPN - Japan

No. Player	Pos.	B/T	AVG	GP	GS	AB	R	H	2B	3B	HR	RBI	SLG%	BB	HBP	SO	OB%	SB	ATT.
8 HARADA Nodoka	CF	R/R																	
6 ISHIKAWA Kyoko	LF	L/R																	
4 ICHIGUCHI Yuka	SS	L/R																	
16 FUJITA Yamato	DP	R/R																	
10 KAWABATA Hitomi	2B	L/R																	
25 AGATSUMA Haruka	C	B/L																	
14 NAITO Minori	1B	R/R																	
7 SAKAMOTO Yui	3B	R/R																	
9 NAKAGAWA Ayane	RF	L/R																	

No. Starting Pitcher	ERA	W	L	GP	GS	CG	IP	H	R	ER	BB	SO	B/AVG	WP	BK/ILP	HBP
27 GOTO Miu																



Starting Line-Up

**AUS - Australia
Non-Starters**

No.	Player	Pos.	B/T
10	LAMB Kandra	P	R/R
12	LADNER Chantelle Maree	U	R/R
18	TRZCINSKI Stephanie	P	R/R
20	WILLEMS Sasha	C	R/R
21	KUZMINSKI Olivia Grace	IF	R/R

Team Managers CLOUGH Chrissy
--

Coach HARROW Laing JAMES Chantelle Lee-Anne KIRKPATRICK Andrew Thomas MACKIE Anthony John
--

**JPN - Japan
Non-Starters**

No.	Player	Pos.	B/T
2	MIWA Sakura	P	R/R
3	KUDO Kanna	IF	L/R
18	KATSUMATA Misaki	P	R/R
23	FUJIMOTO Urara	OF	L/R
24	KIRIISHI Yume	C	R/R

Team Managers JIMBO Miyako YANAGAWA Naoko
--

Coach CASAREZ Mary Lucy MATSUDA Hikaru OTA Minori UTSUGI Reika

Umpires:	McCOWN Steven	USA	HP	Technical Commissioners:	DEBONO Mario	MLT
	FABRIZI Sabrina	ITA	1B		DOWN Lisa	CAN
	MICHAUD Annie	CAN	2B	Scorekeepers:	ALMARAZ Gabriel	MEX
	HEAD Laura	USA	3B		DUIN Dennis	NED
					WIENS Janet	CAN

Note:
Visitor team is shown on the left.

Legend:	1B First base	2B Doubles/Second base	3B Triples/Third base	AB At bats
	AVG Batting average	ATT. Stolen base attempts	B Both	B/AVG Opponent batting average
	BB Bases on balls	BK/ILP Balks/Illegal Pitches	B/T Bat/Throw Hand	C Catcher
	CF Center Fielder	CG Completed Games	DP Designated Player	ER Earned runs allowed
	ERA Earned run average	GP Games pitched/played	GS Games started	H Hits
	HBP Hit by pitch	HR Home runs	IF Infielder	IP Innings pitched/played
	L Loss/left hand	LF Left Fielder	No. Uniform number	OB% On base percentage
	OF Outfielder	P Pitcher	Pos. Position	R Runs/right hand
	RBI Runs batted in	RF Right Fielder	SB Stolen bases	SLG% Slugging percentage
	SO Strikeouts	SS Shortstop	U Utility	W Win
	WP Wild pitches			





Result

AUS 1 - 10 JPN

	1	2	3	4	5	6	7	R	H	E	LOB
AUS - Australia	0	1	0	0	0			1	5	1	5
JPN - Japan	2	5	0	3	x			10	10	1	6

Australia (AUS)	Pos.	AB	R	H	RBI	BB	SO	PO	A	E
COX M	RF	2	-	1	-	1	-	1	-	-
KEEVERS S	LF	3	-	1	-	-	2	-	-	-
WHITEFIELD T	2B	3	-	1	-	-	-	4	-	-
TSITSIKRONIS T	1B	2	1	1	1	-	-	1	-	-
WALL J	CF	2	-	-	-	-	1	2	-	-
HOOD G	DP	1	-	-	-	1	-	-	-	-
WARWICK C	3B	2	-	-	-	-	-	1	2	1
McMANUS S	SS	1	-	-	-	-	-	1	1	-
*KUZMINSKI OG	SS	1	-	-	-	-	-	-	-	-
WHITE B	C	1	-	-	-	-	-	2	-	-
*WILLEMS S	C	1	-	1	-	-	-	-	-	-
ROBERTS E	P	-	-	-	-	-	-	-	-	-
*LAMB K	P	-	-	-	-	-	-	-	1	-
*TRZCINSKI S	P	-	-	-	-	-	-	-	-	-
Totals:		19	1	5	1	2	3	12	4	1

Japan (JPN)	Pos.	AB	R	H	RBI	BB	SO	PO	A	E
HARADA N	CF	4	1	-	-	-	-	1	-	-
ISHIKAWA K	LF	2	2	1	-	-	-	-	1	-
ICHIGUCHI Y	SS	1	2	1	1	-	-	1	1	-
	2B	-	-	-	-	-	-	-	-	1
FUJITA Y	DP	-	1	-	-	1	-	-	-	-
	P	2	2	2	3	-	-	-	1	-
KAWABATA H	2B	2	2	2	3	1	-	1	2	-
	3B	-	-	-	-	-	-	1	-	-
AGATSUMA H	C	1	-	-	-	1	-	2	1	-
*KIRIISHI Y	C	-	-	-	1	-	-	1	-	-
NAITO M	1B	3	-	2	1	-	-	4	-	-
SAKAMOTO Y	3B	2	-	-	-	-	-	1	2	-
*KUDO K	PH	1	-	1	-	-	-	-	-	-
	SS	-	-	-	-	-	-	-	-	1
NAKAGAWA A	RF	3	-	1	-	-	-	1	2	-
GOTO M	P	-	-	-	-	-	-	-	-	-
*MIWA S	P	-	-	-	-	-	-	-	-	-
*KATSUMATA M	P	-	-	-	-	-	-	-	-	-
Totals:		21	10	10	9	3	2	15	7	1

Bottom 2nd LAMB Kandra to play pitcher for AUS substituting ROBERTS Ellen
 Bottom 4th TRZCINSKI Stephanie to play pitcher for AUS substituting LAMB Kandra
 Top 5th WILLEMS Sasha to play catcher for JPN substituting WHITE Belinda
 Top 5th KUZMINSKI Olivia Grace to play shortstop for JPN substituting McMANUS Stacey

Top 1st FUJITA Yamato moved to pitcher
 Top 1st GOTO Miu came out of the field of play
 Bottom 1st Temporary runner ICHIGUCHI Yuka(re-enter) running for AGATSUMA Haruka
 Bottom 2nd Temporary runner ICHIGUCHI Yuka(re-enter) running for FUJITA Yamato
 Bottom 2nd Temporary runner KAWABATA Hitomi(re-enter) running for AGATSUMA Haruka
 Top 4th MIWA Sakura to play pitcher for JPN substituting GOTO Miu
 Top 4th FUJITA Yamato moved to designated player
 Top 4th KIRIISHI Yume to play catcher for JPN substituting AGATSUMA Haruka
 Bottom 4th Pinch hitter KUDO Kanna hitting for SAKAMOTO Yui
 Top 5th ICHIGUCHI Yuka moved to second baseman
 Top 5th KAWABATA Hitomi remained in the game as third baseman
 Top 5th KUDO Kanna moved to shortstop
 Top 5th KATSUMATA Misaki to play pitcher for JPN substituting MIWA Sakura

Doubles - AUS 0; JPN 2 - FUJITA Y, KAWABATA H
Home runs - AUS 1 - TSITSIKRONIS T in 2nd (1 RBI); JPN 2 - FUJITA Y in 1st (2 RBI), KAWABATA H in 2nd (2 RBI)
Stolen bases - AUS 0; JPN 2 - ICHIGUCHI Y, ISHIKAWA K
Sacrifice hits - AUS 0; JPN 1 - ICHIGUCHI Y
Sacrifice flies - AUS 0; JPN 1 - KIRIISHI Y
Grounded into double play - AUS 1 - WHITEFIELD T; JPN 0
Double plays - AUS 0; JPN 1 - FUJITA Y, KAWABATA H, NAITO M



Result

Australia (AUS)	W/L/S	IP	H	R	ER	BB	SO	HR	WP	BK/ILP	AB	BF	NP
ROBERTS E	L (0,1,0)	1.2	5	6	6	2	1	1	-	-	9	13	61
LAMB K		1.1	2	3	3	1	-	1	-	-	7	9	39
TRZCINSKI S		1.0	3	1	1	-	1	-	-	-	5	6	23
Totals:		4.0	10	10	10	3	2	2	-	-	21	28	123

ROBERTS Ellen faced 4 batters in the 2nd inning
LAMB Kandra faced 3 batters in the 4th inning

Japan (JPN)	W/L/S	IP	H	R	ER	BB	SO	HR	WP	BK/ILP	AB	BF	NP
GOTO M		0.0	-	-	-	-	-	-	-	-	-	-	-
FUJITA Y	W (1,0,0)	3.0	4	1	1	2	2	1	-	-	11	13	40
MIWA S		1.0	-	-	-	-	-	-	-	-	3	3	11
KATSUMATA M		1.0	1	-	-	-	1	-	-	-	5	5	20
Totals:		5.0	5	1	1	2	3	1	-	-	19	21	71

MIWA Sakura faced 2 batters in the 5th inning

Hit by pitch - AUS 2 - ISHIKAWA K by ROBERTS E, ICHIGUCHI Y by LAMB K; JPN 0

Technical Commissioners:

Umpires: (HP) McCOWN Steven (USA) (1B) FABRIZI Sabrina (ITA)
(2B) MICHAUD Annie (CAN) (3B) HEAD Laura (USA)

Scorekeepers: ALMARAZ Gabriel (MEX) DUIN Dennis (NED) WIENS Janet (CAN)

Length of game: 55min Attendance:
Conditions: Few clouds Temperature: 28°C/82°F Humidity: 72%

Legend:			
*	Substitutions	1B	First base
A	Assists	AB	At bats
BK/ILP	Balks/Illegal pitches	C	Catcher
DP	Double plays/Designated Player	CF	Center Fielder
H	Hits	E	Errors
L	Loss	ER	Earned runs allowed
P	Pitcher	HP	Home plate
R	Runs	HR	Home runs
SO	Strikeouts	LF	Left Fielder
x	Did not bat	LOB	Left on base
		PH	Pinch hitter
		PO	Put outs
		RBI	Runs batted in
		RF	Right Fielder
		SS	Shortstop
		W	Win
		3B	Third base
		BF	Batters faced
		IP	Innings pitched
		NP	Number of pitches
		Pos.	Position
		S	Save
		WP	Wild pitches



Starting Line-Up

MEX - Mexico

No. Player	Pos.	B/T	AVG	GP	GS	AB	R	H	2B	3B	HR	RBI	SLG%	BB	HBP	SO	OB%	SB	ATT.
3 RUFFIN Madelyn	CF	R/R	.250	1	2	4	-	1	-	-	-	-	.250	-	-	1	.250	-	0
16 ESPINOZA CASIANO Marlene	SS	R/R	.500	1	2	4	1	2	1	-	-	-	.750	-	-	2	.500	-	0
86 ESTRADA Kiana	1B	R/R	.333	1	2	3	-	1	-	-	-	-	.333	-	-	1	.333	-	0
2 CASAS Alex	C	R/L	.000	1	2	2	-	-	-	-	-	-	.000	-	1	-	.333	-	0
19 DONOHOE Saleen	3B	R/R	.000	1	2	2	-	-	-	-	-	-	.000	1	-	-	.333	-	0
29 TREVINO Yanina	LF	R/R	.333	1	2	3	-	1	-	-	-	-	.333	-	-	1	.333	-	0
55 ARCEGA Diana	DP	R/R	.000	1	1	1	-	-	-	-	-	-	.000	-	-	-	.000	-	0
44 PIRI Ximena	RF	R/R	.000	1	1	1	-	-	-	-	-	-	.000	-	-	1	.000	-	0
17 PONCE Gloria	2B	R/R																	

No. Starting Pitcher	ERA	W	L	GP	GS	CG	IP	H	R	ER	BB	SO	B/AVG	WP	BK/ILP	HBP
42 HERNANDEZ Desiree																

JPN - Japan

No. Player	Pos.	B/T	AVG	GP	GS	AB	R	H	2B	3B	HR	RBI	SLG%	BB	HBP	SO	OB%	SB	ATT.
8 HARADA Nodoka	CF	R/R																	
6 ISHIKAWA Kyoko	LF	L/R																	
4 ICHIGUCHI Yuka	2B	L/R																	
16 FUJITA Yamato	DP	R/R																	
10 KAWABATA Hitomi	3B	L/R																	
14 NAITO Minori	1B	R/R																	
24 KIRIISHI Yume	C	R/R																	
3 KUDO Kanna	SS	L/R																	
23 FUJIMOTO Urara	RF	L/R																	

No. Starting Pitcher	ERA	W	L	GP	GS	CG	IP	H	R	ER	BB	SO	B/AVG	WP	BK/ILP	HBP
2 MIWA Sakura																



Starting Line-Up

**MEX - Mexico
Non-Starters**

No.	Player	Pos.	B/T
9	MIRANDA WEEKS Raci Cian	P	/
22	WYSOCKI Savannah	OF	L/L
23	ARADILLAS Stefania	OF	R/R
27	PERO Valeria	C	R/R
89	HYLAND Sierra	P	R/R

**JPN - Japan
Non-Starters**

No.	Player	Pos.	B/T
7	SAKAMOTO Yui	IF	R/R
9	NAKAGAWA Ayane	OF	L/R
18	KATSUMATA Misaki	P	R/R
25	AGATSUMA Haruka	C	B/L
27	GOTO Miu	P	L/L

Team Manager

UTSUGI Reika

Coach

ARAUJO Jorge
PEREZ CARRILLO Adriana
PRIETO Nancy

Coach

CASAREZ Mary Lucy
JIMBO Miyako
MATSUDA Hikaru
OTA Minori
YANAGAWA Naoko

Umpires:	HERNANDEZ Jose	PUR	HP	Technical Commissioners:	DEBONO Mario	MLT
	HEAD Laura	USA	1B		DOWN Lisa	CAN
	ARTEAGA GONZALEZ Juan Felipe	COL	2B	Scorekeepers:	COGOLLO William	COL
	MICHAUD Annie	CAN	3B		DUIN Dennis	NED
					IZAGUIRRE Oscar	VEN

Note:

Visitor team is shown on the left.

Legend:

1B First base	2B Doubles/Second base	3B Triples/Third base	AB At bats
AVG Batting average	ATT. Stolen base attempts	B Both	B/AVG Opponent batting average
BB Bases on balls	BK/ILP Balks/Illegal Pitches	B/T Bat/Throw Hand	C Catcher
CF Center Fielder	CG Completed Games	DP Designated Player	ER Earned runs allowed
ERA Earned run average	GP Games pitched/played	GS Games started	H Hits
HBP Hit by pitch	HR Home runs	IF Infielder	IP Innings pitched/played
L Loss/left hand	LF Left Fielder	No. Uniform number	OB% On base percentage
OF Outfielder	P Pitcher	Pos. Position	R Runs/right hand
RBI Runs batted in	RF Right Fielder	SB Stolen bases	SLG% Slugging percentage
SO Strikeouts	SS Shortstop	U Utility	W Win
WP Wild pitches			



Result

MEX 0 - 6 JPN

	1	2	3	4	5	6	7	R	H	E	LOB
MEX - Mexico	0	0	0	0	0	0	0	0	0	1	1
JPN - Japan	1	0	1	1	3	0	x	6	12	0	6

Mexico (MEX)	Pos.	AB	R	H	RBI	BB	SO	PO	A	E
RUFFIN M	CF	2	-	-	-	-	3	-	-	1
ESPINOZA CASIANO M	SS	2	-	-	-	1	3	-	-	-
ESTRADA K	1B	3	-	-	-	1	5	-	-	-
CASAS A	C	3	-	-	-	2	4	1	-	-
DONOHUE S	3B	2	-	-	-	1	1	-	-	-
TREVINO Y	LF	2	-	-	-	1	2	-	-	-
ARCEGA D	DP	2	-	-	-	-	-	-	-	-
PIRI X	RF	1	-	-	-	1	-	-	-	-
*WYSOCKI S	RF	1	-	-	-	-	-	-	-	-
PONCE G	2B	2	-	-	-	1	3	-	-	-
HERNANDEZ D	P	-	-	-	-	-	-	2	-	-
*MIRANDA WEEKS RC	P	-	-	-	-	-	-	1	-	-
Totals:		20	-	-	-	8	18	7	1	

Japan (JPN)	Pos.	AB	R	H	RBI	BB	SO	PO	A	E
HARADA N	CF	3	2	2	-	1	1	-	-	-
ISHIKAWA K	LF	4	-	-	-	-	1	1	-	-
ICHIGUCHI Y	2B	4	2	2	1	-	-	3	-	-
FUJITA Y	DP	3	1	3	4	-	-	-	-	-
KAWABATA H	3B	3	-	1	-	-	-	-	3	-
NAITO M	1B	3	1	1	-	-	-	7	1	-
KIRIISHI Y	C	3	-	-	-	-	-	7	-	-
*AGATSUMA H	C	-	-	-	-	-	-	1	-	-
KUDO K	SS	3	-	3	1	-	-	-	-	-
FUJIMOTO U	RF	3	-	-	-	-	2	1	-	-
MIWA S	P	-	-	-	-	-	-	-	3	-
*KATSUMATA M	P	-	-	-	-	-	-	-	1	1
*GOTO M	P	-	-	-	-	-	-	-	1	-
Totals:		29	6	12	6	1	4	21	8	-

Bottom 3rd WYSOCKI Savannah to play right fielder for MEX substituting PIRI Ximena
Bottom 5th MIRANDA WEEKS Raci Cian to play pitcher for MEX substituting HERNANDEZ Desiree

Top 6th KATSUMATA Misaki to play pitcher for JPN substituting MIWA Sakura
Top 7th GOTO Miu to play pitcher for JPN substituting KATSUMATA Misaki
Top 7th AGATSUMA Haruka to play catcher for JPN substituting KIRIISHI Yume

Doubles - MEX 0; JPN 4 - FUJITA Y, HARADA N, KAWABATA H, KUDO K
Triples - MEX 0; JPN 1 - FUJITA Y
Home runs - MEX 0; JPN 1 - FUJITA Y in 5th (2 RBI)
Caught stealing - MEX 0; JPN 1 - KUDO K
Sacrifice hits - MEX 1 - ESPINOZA CASIANO M; JPN 0

Mexico (MEX)	W/L/S	IP	H	R	ER	BB	SO	HR	WP	BK/ILP	AB	BF	NP
HERNANDEZ D	L (0,1,0)	4.1	9	5	5	-	2	-	-	-	21	21	72
MIRANDA WEEKS RC		1.2	3	1	1	1	2	1	1	-	8	9	45
Totals:		6.0	12	6	6	1	4	1	1	-	29	30	117

HERNANDEZ Desiree faced 2 batters in the 5th inning

Japan (JPN)	W/L/S	IP	H	R	ER	BB	SO	HR	WP	BK/ILP	AB	BF	NP
MIWA S	W (1,0,0)	5.0	-	-	-	-	7	-	-	-	14	16	64
KATSUMATA M		1.0	-	-	-	-	-	-	-	-	3	3	9
GOTO M		1.0	-	-	-	-	1	-	-	-	3	3	11
Totals:		7.0	-	-	-	-	8	-	-	-	20	22	84

Hit by pitch - MEX 0; JPN 1 - RUFFIN M by MIWA S



Result

Technical Commissioners: DEBONO Mario (MLT) DOWN Lisa (CAN)
Umpires: (HP) HERNANDEZ Jose (PUR) (1B) HEAD Laura (USA)
 (2B) ARTEAGA GONZALEZ Juan Felipe (COL) (3B) MICHAUD Annie (CAN)

Scorekeepers: COGOLLO William (COL) DUIN Dennis (NED) IZAGUIRRE Oscar (VEN)

Length of game: 1h 41min
Conditions: Few clouds **Attendance:** **Temperature:** 27°C/81°F **Humidity:** 86%

Legend:							
*	Substitutions	1B	First base	2B	Second base	3B	Third base
A	Assists	AB	At bats	BB	Bases on balls	BF	Batters faced
BK/ILP	Balks/Illegal pitches	C	Catcher	CF	Center Fielder		
DP	Double plays/Designated Player			E	Errors	ER	Earned runs allowed
H	Hits	HP	Home plate	HR	Home runs	IP	Innings pitched
L	Loss	LF	Left Fielder	LOB	Left on base	NP	Number of pitches
P	Pitcher	PO	Put outs	Pos.	Position	R	Runs
RBI	Runs batted in	RF	Right Fielder	S	Save	SO	Strikeouts
SS	Shortstop	W	Win	WP	Wild pitches	x	Did not bat

Timing and Results provided by  TISSOT



Starting Line-Up

PUR - Puerto Rico

No. Player	Pos.	B/T	AVG	GP	GS	AB	R	H	2B	3B	HR	RBI	SLG%	BB	HBP	SO	OB%	SB	ATT.
8 OCASIO Aleshia	3B	B/R	.667	1	2	3	2	2	-	1	1	1	2.333	1	-	-	.750	-	0
21 GORDON Carsyn	CF	R/R	.333	1	2	3	1	1	-	-	-	-	.333	1	-	-	.500	1	1
10 COZZA Jenna	SS	R/R	.250	1	2	4	-	1	-	-	-	1	.250	-	-	2	.250	-	0
12 CLAUDIO Karla	1B	R/R	.500	1	2	4	-	2	-	-	-	1	.500	-	-	-	.500	-	0
9 HOOVER Jaimie	LF	R/R	.000	1	1	1	-	-	-	-	-	-	.000	-	-	-	.000	-	0
4 MARTINEZ Janelle	C	R/R	.000	1	2	3	-	-	-	-	-	-	.000	1	-	2	.250	-	0
2 RIVERA Alyssa	RF	L/L	.000	1	2	4	-	-	-	-	-	-	.000	-	-	2	.000	-	0
3 RIVERA Daniele	2B	L/R	.000	1	2	1	-	-	-	-	-	-	.000	1	-	-	.500	-	0
44 GARCIA Kathyria	DP	R/R	.000	1	2	2	-	-	-	-	-	-	.000	-	-	-	.000	-	0

No. Starting Pitcher	ERA	W	L	GP	GS	CG	IP	H	R	ER	BB	SO	B/AVG	WP	BK/ILP	HBP
99 DUNG Xeana																

AUS - Australia

No. Player	Pos.	B/T	AVG	GP	GS	AB	R	H	2B	3B	HR	RBI	SLG%	BB	HBP	SO	OB%	SB	ATT.
7 COX Michelle	RF	L/L	.500	1	2	2	-	1	-	-	-	-	.500	1	-	-	.667	-	0
1 KEEVERS Shannon	LF	L/L	.333	1	2	3	-	1	-	-	-	-	.333	-	-	2	.333	-	0
8 WHITEFIELD Tamiaka	2B	R/R	.333	1	2	3	-	1	-	-	-	-	.333	-	-	-	.333	-	0
22 TSITSIKRONIS Taylah	1B	R/R	.500	1	2	2	1	1	-	-	1	1	2.000	-	-	-	.500	-	0
11 WALL Jade	CF	R/R	.000	1	2	2	-	-	-	-	-	-	.000	-	-	1	.000	-	0
15 HOOD Georgia	DP	R/R	.000	1	2	1	-	-	-	-	-	-	.000	1	-	-	.500	-	0
2 WARWICK Clare	3B	R/R	.000	1	2	2	-	-	-	-	-	-	.000	-	-	-	.000	-	0
4 McMANUS Stacey	SS	R/R	.000	1	2	1	-	-	-	-	-	-	.000	-	-	-	.000	-	0
14 WHITE Belinda	C	R/R	.000	1	2	1	-	-	-	-	-	-	.000	-	-	-	.000	-	0

No. Starting Pitcher	ERA	W	L	GP	GS	CG	IP	H	R	ER	BB	SO	B/AVG	WP	BK/ILP	HBP
19 ROBERTS Ellen	25.21	-	1	1	2	-	1.2	5	6	6	2	1	.556	-	-	1



Starting Line-Up

PUR - Puerto Rico
Non-Starters

No.	Player	Pos.	B/T
5	ORTIZ STERLING Shasi Yanne	U	R/R
32	COE Esperanza	P/IF	R/R
33	ROMAN Tatianna	OF	B/R
40	TORRES Geana Jene	C/OF	L/L
88	ORTIZ MARTINEZ Camille Nahir	C	R/R

Team Manager
RIVERA Ivan

Coach
LEON Carlos
NAVAS Lisa
PERDOMO ZAPATA Luis Eduardo
SANTOS David

AUS - Australia
Non-Starters

No.	Player	Pos.	B/T
10	LAMB Kandra	P	R/R
12	LADNER Chantelle Maree	U	R/R
18	TRZCINSKI Stephanie	P	R/R
20	WILLEMS Sasha	C	R/R
21	KUZMINSKI Olivia Grace	IF	R/R

Team Manager
CLOUGH Chrissy

Coach
HARROW Laing
JAMES Chantelle Lee-Anne
KIRKPATRICK Andrew Thomas
MACKIE Anthony John

Umpires:	FABRIZI Sabrina	ITA	HP	Technical Commissioners:	CASTRO ARIAS Roberto	CRC
	ARTEAGA GONZALEZ Juan Felipe	COL	1B		CRESS Rich	USA
	HEAD Laura	USA	2B	Scorekeepers:	ALMARAZ Gabriel	MEX
	McCOWN Steven	USA	3B		MAURIZIO Ronchi	ITA
					WIENS Janet	CAN

Note:
Visitor team is shown on the left.

Legend:

1B First base	2B Doubles/Second base	3B Triples/Third base	AB At bats
AVG Batting average	ATT. Stolen base attempts	B Both	B/AVG Opponent batting average
BB Bases on balls	BK/ILP Balks/Illegal Pitches	B/T Bat/Throw Hand	C Catcher
CF Center Fielder	CG Completed Games	DP Designated Player	ER Earned runs allowed
ERA Earned run average	GP Games pitched/played	GS Games started	H Hits
HBP Hit by pitch	HR Home runs	IF Infielder	IP Innings pitched/played
L Loss/left hand	LF Left Fielder	No. Uniform number	OB% On base percentage
OF Outfielder	P Pitcher	Pos. Position	R Runs/right hand
RBI Runs batted in	RF Right Fielder	SB Stolen bases	SLG% Slugging percentage
SO Strikeouts	SS Shortstop	U Utility	W Win
WP Wild pitches			



Result

PUR 0 - 3 AUS

	1	2	3	4	5	6	7	R	H	E	LOB
PUR - Puerto Rico	0	0	0	0	0	0	0	0	4	2	4
AUS - Australia	0	0	1	0	0	2	x	3	4	1	7

Puerto Rico (PUR)	Pos.	AB	R	H	RBI	BB	SO	PO	A	E
OCASIO A	3B	-	-	-	-	-	-	-	-	-
	DP	3	-	1	-	-	-	-	-	-
*OCASIO A	P	-	-	-	-	-	-	-	-	-
GORDON C	CF	3	-	-	-	-	1	4	-	-
COZZA J	SS	3	-	1	-	-	-	-	3	1
*ROMAN T	PR	-	-	-	-	-	-	-	-	-
CLAUDIO K	1B	3	-	1	-	-	1	4	2	-
HOOVER J	LF	3	-	-	-	-	1	2	-	-
MARTINEZ J	C	1	-	-	-	-	1	3	1	-
*COE E	PH	1	-	-	-	-	1	-	-	-
RIVERA A	RF	3	-	1	-	-	1	2	-	-
RIVERA D	2B	2	-	-	-	-	-	3	-	-
GARCIA K	DP	-	-	-	-	-	-	-	-	-
	3B	1	-	-	-	-	1	-	2	1
*TORRES GJ	PH	1	-	-	-	-	-	-	-	-
DUNG X	P	-	-	-	-	-	-	-	-	-
Totals:		24	-	4	-	-	7	18	8	2

Australia (AUS)	Pos.	AB	R	H	RBI	BB	SO	PO	A	E
COX M	RF	4	1	1	-	-	1	1	-	-
KEEVERS S	LF	3	-	1	-	-	-	1	-	-
WHITEFIELD T	2B	1	-	-	-	1	-	1	2	1
TSITSIKRONIS T	1B	1	-	-	1	1	-	6	-	-
WALL J	CF	2	1	1	1	1	-	1	-	-
HOOD G	DP	1	-	-	-	1	1	-	-	-
*KUZMINSKI OG	PR	-	-	-	-	-	-	-	-	-
	DP	1	-	-	-	-	-	-	-	-
WARWICK C	3B	2	-	1	-	-	-	-	-	-
*TRZCINSKI S	PR	-	1	-	-	-	-	-	-	-
McMANUS S	SS	3	-	-	-	-	-	3	3	-
WHITE B	C	2	-	-	-	1	-	8	1	-
ROBERTS E	P	-	-	-	-	-	-	-	4	-
Totals:		20	3	4	2	5	2	21	10	1

Top 1st GARCIA Kathyria moved to third baseman
 Top 1st OCASIO Aleshia moved to designated player
 Top 5th Pinch hitter TORRES Geana Jene hitting for GARCIA Kathyria
 Bottom 5th GARCIA Kathyria returned to third baseman
 Bottom 5th TORRES Geana Jene came out of the field of play
 Top 6th Pinch runner ROMAN Tatianna running for COZZA Jenna
 Bottom 6th COZZA Jenna returned to shortstop
 Bottom 6th ROMAN Tatianna came out of the field of play
 Bottom 6th OCASIO Aleshia moved to pitcher
 Bottom 6th DUNG Xeana came out of the field of play
 Top 7th Pinch hitter COE Esperanza hitting for MARTINEZ Janelle

Bottom 2nd Pinch runner KUZMINSKI Olivia Grace running for HOOD Georgia
 Top 3rd HOOD Georgia returned to designated player
 Top 3rd KUZMINSKI Olivia Grace came out of the field of play
 Bottom 4th KUZMINSKI Olivia Grace to play designated player for PUR substituting HOOD Georgia
 Bottom 6th HOOD Georgia to play designated player for PUR substituting KUZMINSKI Olivia Grace
 Bottom 6th Pinch runner TRZCINSKI Stephanie running for WARWICK Clare
 Bottom 6th Temporary runner McMANUS Stacey(re-enter) running for WHITE Belinda
 Top 7th WARWICK Clare returned to third baseman
 Top 7th TRZCINSKI Stephanie came out of the field of play

Doubles - PUR 0; AUS 1 - WARWICK C
Home runs - PUR 0; AUS 1 - WALL J in 6th (1 RBI)
Stolen bases - PUR 0; AUS 1 - WHITEFIELD T
Caught stealing - PUR 1 - OCASIO A; AUS 1 - KEEVERS S
Sacrifice hits - PUR 1 - MARTINEZ J; AUS 2 - WARWICK C, WHITEFIELD T
Sacrifice flies - PUR 0; AUS 1 - TSITSIKRONIS T
Passed balls - PUR 1 - MARTINEZ J; AUS 0



Result

Puerto Rico (PUR)	W/L/S	IP	H	R	ER	BB	SO	HR	WP	BK/ILP	AB	BF	NP
DUNG X	L (0,1,0)	5.1	4	3	2	4	2	1	1	-	18	25	85
OCASIO A		0.2	-	-	-	1	-	-	1	-	2	3	12
Totals:		6.0	4	3	2	5	2	1	2	-	20	28	97

DUNG Xeana faced 2 batters in the 6th inning

Australia (AUS)	W/L/S	IP	H	R	ER	BB	SO	HR	WP	BK/ILP	AB	BF	NP
ROBERTS E	W (1,1,0)	7.0	4	-	-	-	7	-	-	-	24	25	111
Totals:		7.0	4	-	-	-	7	-	-	-	24	25	111

Technical Commissioners:

Umpires: (HP) FABRIZI Sabrina (ITA) (1B) ARTEAGA GONZALEZ Juan Felipe (COL)
(2B) HEAD Laura (USA) (3B) McCOWN Steven (USA)

Scorekeepers: ALMARAZ Gabriel (MEX) MAURIZIO Ronchi (ITA) WIENS Janet (CAN)

Length of game: 1h 55min Attendance: Humidity: 69%
Conditions: Clear sky Temperature: 30°C/86°F

Legend:			
*	Substitutions	1B	First base
A	Assists	2B	Second base
BK/ILP	Balks/Illegal pitches	3B	Third base
DP	Double plays/Designated Player	AB	At bats
H	Hits	BB	Bases on balls
L	Loss	CF	Center Fielder
P	Pitcher	E	Errors
PR	Pinch Runner	ER	Earned runs allowed
S	Save	IP	Innings pitched
WP	Wild pitches	NP	Number of pitches
		Pos.	Position
		RF	Right Fielder
		W	Win
		C	Catcher
		HP	Home plate
		LF	Left Fielder
		PH	Pinch hitter
		R	Runs
		SO	Strikeouts
		SS	Shortstop
		x	Did not bat

Timing and Results provided by TISSOT



Starting Line-Up

AUS - Australia

No. Player	Pos.	B/T	AVG	GP	GS	AB	R	H	2B	3B	HR	RBI	SLG%	BB	HBP	SO	OB%	SB	ATT.
7 COX Michelle	RF	L/L	.333	2	3	6	1	2	-	-	-	-	.333	1	-	1	.429	-	0
1 KEEVERS Shannon	LF	L/L	.333	2	3	6	-	2	-	-	-	-	.333	-	-	2	.333	-	1
8 WHITEFIELD Tamiaka	2B	R/R	.250	2	3	4	-	1	-	-	-	-	.250	1	-	-	.400	1	1
22 TSITSIKRONIS Taylah	1B	R/R	.333	2	3	3	1	1	-	-	1	2	1.333	1	-	-	.400	-	0
11 WALL Jade	CF	R/R	.250	2	3	4	1	1	-	-	1	1	1.000	1	-	1	.400	-	0
15 HOOD Georgia	DP	R/R	.000	2	3	2	-	-	-	-	-	-	.000	2	-	1	.500	-	0
2 WARWICK Clare	3B	R/R	.250	2	3	4	-	1	1	-	-	-	.500	-	-	-	.250	-	0
4 McMANUS Stacey	SS	R/R	.000	2	3	4	-	-	-	-	-	-	.000	-	-	-	.000	-	0
14 WHITE Belinda	C	R/R	.000	2	3	3	-	-	-	-	-	-	.000	1	-	-	.250	-	0

No. Starting Pitcher	ERA	W	L	GP	GS	CG	IP	H	R	ER	BB	SO	B/AVG	WP	BK/ILP	HBP
19 ROBERTS Ellen	4.85	1	1	2	3	1	8.2	9	6	6	2	8	.273	-	-	1

MEX - Mexico

No. Player	Pos.	B/T	AVG	GP	GS	AB	R	H	2B	3B	HR	RBI	SLG%	BB	HBP	SO	OB%	SB	ATT.
3 RUFFIN Madelyn	CF	R/R	.167	2	3	6	-	1	-	-	-	-	.167	-	1	1	.286	-	0
16 ESPINOZA CASIANO Marlene	SS	R/R	.333	2	3	6	1	2	1	-	-	-	.500	-	-	3	.333	-	0
86 ESTRADA Kiana	1B	R/R	.167	2	3	6	-	1	-	-	-	-	.167	-	-	2	.167	-	0
2 CASAS Alex	2B	R/L	.000	2	3	5	-	-	-	-	-	-	.000	-	1	2	.167	-	0
19 DONOHOE Saleen	3B	R/R	.000	2	3	4	-	-	-	-	-	-	.000	1	-	1	.200	-	0
55 ARCEGA Diana	DP	R/R	.000	2	2	3	-	-	-	-	-	-	.000	-	-	-	.000	-	0
29 TREVINO Yanina	RF	R/R	.200	2	3	5	-	1	-	-	-	-	.200	-	-	2	.200	-	0
27 PERO Valeria	C	R/R	.000	1	2	3	-	-	-	-	-	-	.000	-	-	1	.000	-	0
22 WYSOCKI Savannah	LF	L/L	.000	2	2	3	-	-	-	-	-	-	.000	-	-	2	.000	-	0

No. Starting Pitcher	ERA	W	L	GP	GS	CG	IP	H	R	ER	BB	SO	B/AVG	WP	BK/ILP	HBP
89 HYLAND Sierra	2.33	-	1	1	2	-	6.0	5	3	2	5	5	.208	1	-	-



Starting Line-Up

AUS - Australia
Non-Starters

No.	Player	Pos.	B/T
10	LAMB Kandra	P	R/R
12	LADNER Chantelle Maree	U	R/R
18	TRZCINSKI Stephanie	P	R/R
20	WILLEMS Sasha	C	R/R
21	KUZMINSKI Olivia Grace	IF	R/R

MEX - Mexico
Non-Starters

No.	Player	Pos.	B/T
9	MIRANDA WEEKS Raci Cian	P	/
17	PONCE Gloria	U	R/R
23	ARADILLAS Stefania	OF	R/R
42	HERNANDEZ Desiree	P	L/L
44	PIRI Ximena	U	R/R

Team Manager

CLOUGH Chrissy

Coach

HARROW Laing
JAMES Chantelle Lee-Anne
KIRKPATRICK Andrew Thomas
MACKIE Anthony John

Coach

ARAUJO Jorge
PEREZ CARRILLO Adriana
PRIETO Nancy

Umpires:	HERNANDEZ Jose	PUR	HP	Technical Commissioners:	CRESS Rich	USA
	MICHAUD Annie	CAN	1B		DOWN Lisa	CAN
	FABRIZI Sabrina	ITA	2B	Scorekeepers:	DUIN Dennis	NED
	HEAD Laura	USA	3B		IZAGUIRRE Oscar	VEN
					WIENS Janet	CAN

Note:

Visitor team is shown on the left.

Legend:

1B First base	2B Doubles/Second base	3B Triples/Third base	AB At bats
AVG Batting average	ATT. Stolen base attempts	B Both	B/AVG Opponent batting average
BB Bases on balls	BK/ILP Balks/Illegal Pitches	B/T Bat/Throw Hand	C Catcher
CF Center Fielder	CG Completed Games	DP Designated Player	ER Earned runs allowed
ERA Earned run average	GP Games pitched/played	GS Games started	H Hits
HBP Hit by pitch	HR Home runs	IF Infielder	IP Innings pitched/played
L Loss/left hand	LF Left Fielder	No. Uniform number	OB% On base percentage
OF Outfielder	P Pitcher	Pos. Position	R Runs/right hand
RBI Runs batted in	RF Right Fielder	SB Stolen bases	SLG% Slugging percentage
SO Strikeouts	SS Shortstop	U Utility	W Win
WP Wild pitches			



Result

AUS 8 - 0 MEX

	1	2	3	4	5	6	7	R	H	E	LOB
AUS - Australia	2	0	1	1	2	2		8	12	1	7
MEX - Mexico	0	0	0	0	0	0		0	4	4	4

Australia (AUS)	Pos.	AB	R	H	RBI	BB	SO	PO	A	E
COX M	RF	4	1	2	1	-	-	-	-	-
KEEVERS S	LF	3	1	-	-	-	1	-	-	-
*LADNER CM	PH	1	-	-	-	-	-	-	-	-
WHITEFIELD T	2B	3	2	-	1	-	-	-	-	-
TSITSIKRONIS T	1B	2	2	2	2	1	-	7	-	-
WALL J	CF	4	1	3	4	-	-	-	-	-
HOOD G	DP	2	-	-	-	-	2	-	-	-
*KUZMINSKI OG	PH	1	-	-	-	-	1	-	-	-
	DP	1	-	-	-	-	-	-	-	-
WARWICK C	3B	3	-	1	-	-	-	-	-	-
*TRZCINSKI S	PR	-	-	-	-	-	-	-	-	-
McMANUS S	SS	3	1	3	-	-	-	2	3	1
WHITE B	C	2	-	1	-	-	-	9	2	-
*WILLEMS S	PH	1	-	-	-	-	-	-	-	-
ROBERTS E	P	-	-	-	-	-	-	-	4	-
*LAMB K	P	-	-	-	-	-	-	-	-	-
Totals:		30	8	12	8	1	4	18	9	1

Mexico (MEX)	Pos.	AB	R	H	RBI	BB	SO	PO	A	E
RUFFIN M	CF	3	-	1	-	-	2	-	-	-
ESPINOZA CASIANO M	SS	3	-	-	-	-	1	2	1	-
ESTRADA K	1B	2	-	-	-	-	2	5	-	-
*PIRI X	1B	-	-	-	-	1	-	2	-	-
CASAS A	2B	1	-	-	-	-	-	-	-	4
*ARADILLAS S	RF	2	-	-	-	-	1	-	-	-
DONOHUE S	3B	2	-	1	-	-	-	-	4	-
ARCEGA D	DP	2	-	1	-	-	-	-	-	-
TREVINO Y	RF	1	-	-	-	-	-	3	-	-
	2B	1	-	-	-	-	1	1	1	-
PERO V	C	2	-	-	-	-	1	3	2	-
WYSOCKI S	LF	2	-	1	-	-	-	2	-	-
HYLAND S	P	-	-	-	-	-	-	-	-	-
*MIRANDA WEEKS RC	P	-	-	-	-	-	-	-	-	-
*HERNANDEZ D	P	-	-	-	-	-	-	-	1	-
Totals:		21	-	4	-	1	8	18	9	4

Top 4th Temporary runner WARWICK Clare(re-enter) running for WHITE Belinda
 Top 5th Pinch hitter KUZMINSKI Olivia Grace hitting for HOOD Georgia
 Top 5th Pinch runner TRZCINSKI Stephanie running for WARWICK Clare
 Top 5th Pinch hitter WILLEMS Sasha hitting for WHITE Belinda
 Bottom 5th WHITE Belinda returned to catcher
 Bottom 5th WARWICK Clare returned to third baseman
 Bottom 5th KUZMINSKI Olivia Grace remained in the game as designated player
 Bottom 5th TRZCINSKI Stephanie came out of the field of play
 Bottom 5th WILLEMS Sasha came out of the field of play
 Top 6th Pinch hitter LADNER Chantelle Maree hitting for KEEVERS Shannon
 Top 6th Former player KEEVERS Shannon re-entering for LADNER Chantelle Maree
 Bottom 6th LAMB Kandra to play pitcher for AUS substituting ROBERTS Ellen

Top 3rd MIRANDA WEEKS Raci Cian to play pitcher for MEX substituting HYLAND Sierra
 Top 3rd TREVINO Yanina moved to second baseman
 Top 3rd ARADILLAS Stefania to play right fielder for MEX substituting CASAS Alex
 Top 5th HERNANDEZ Desiree to play pitcher for MEX substituting MIRANDA WEEKS Raci Cian
 Top 5th PIRI Ximena to play first baseman for MEX substituting ESTRADA Kiana

Doubles - AUS 1 - TSITSIKRONIS T; MEX 0
Home runs - AUS 1 - WALL J in 5th (2 RBI); MEX 0
Stolen bases - AUS 1 - WHITEFIELD T; MEX 0
Caught stealing - AUS 1 - TSITSIKRONIS T; MEX 2 - RUFFIN M, WYSOCKI S
Sacrifice flies - AUS 2 - TSITSIKRONIS T, WHITEFIELD T; MEX 0



Result

Australia (AUS)	W/L/S	IP	H	R	ER	BB	SO	HR	WP	BK/ILP	AB	BF	NP
ROBERTS E	W (2,1,0)	5.1	4	-	-	-	8	-	-	-	19	19	71
LAMB K		0.2	-	-	-	1	-	-	-	-	2	3	13
Totals:		6.0	4	-	-	1	8	-	-	-	21	22	84

Mexico (MEX)	W/L/S	IP	H	R	ER	BB	SO	HR	WP	BK/ILP	AB	BF	NP
HYLAND S	L (0,2,0)	2.2	2	3	-	1	2	-	-	-	11	14	60
MIRANDA WEEKS RC		2.0	7	3	3	-	2	1	-	-	12	12	34
HERNANDEZ D		1.1	3	2	2	-	-	-	1	-	7	7	24
Totals:		6.0	12	8	5	1	4	1	1	-	30	33	118

HYLAND Sierra faced 3 batters in the 3rd inning
MIRANDA WEEKS Raci Cian faced 3 batters in the 5th inning

Technical Commissioners:

Umpires: (HP) HERNANDEZ Jose (PUR) (1B) MICHAUD Annie (CAN)
(2B) FABRIZI Sabrina (ITA) (3B) HEAD Laura (USA)

Scorekeepers: DUIN Dennis (NED) IZAGUIRRE Oscar (VEN) WIENS Janet (CAN)

Length of game: 1h 50min
Conditions: Few clouds
Attendance: Temperature: 25°C/77°F Humidity: 90%

Legend:			
*	Substitutions	1B	First base
A	Assists	AB	At bats
BK/ILP	Balks/Illegal pitches	C	Catcher
DP	Double plays/Designated Player	CF	Center Fielder
H	Hits	E	Errors
L	Loss	ER	Earned runs allowed
P	Pitcher	HP	Home plate
PR	Pinch Runner	HR	Home runs
S	Save	IP	Innings pitched
WP	Wild pitches	LF	Left Fielder
		LOB	Left on base
		PH	Pinch hitter
		R	Runs
		RF	Right Fielder
		SO	Strikeouts
		RBI	Runs batted in
		SS	Shortstop
		2B	Second base
		BB	Bases on balls
		BF	Batters faced
		NP	Number of pitches
		Pos.	Position
		W	Win

Timing and Results provided by TISSOT



Starting Line-Up

JPN - Japan

No. Player	Pos.	B/T	AVG	GP	GS	AB	R	H	2B	3B	HR	RBI	SLG%	BB	HBP	SO	OB%	SB	ATT.
8 HARADA Nodoka	CF	R/R	.286	2	3	7	3	2	1	-	-	-	.429	1	-	1	.375	-	0
6 ISHIKAWA Kyoko	LF	L/R	.167	2	3	6	2	1	-	-	-	-	.167	-	1	1	.286	1	1
4 ICHIGUCHI Yuka	SS	L/R	.600	2	3	5	4	3	-	-	-	2	.600	-	1	-	.667	1	1
16 FUJITA Yamato	DP	R/R	1.000	2	3	5	4	5	2	1	2	7	3.000	1	-	-	1.000	-	0
10 KAWABATA Hitomi	2B	L/R	.600	2	3	5	2	3	2	-	1	3	1.600	1	-	-	.667	-	0
14 NAITO Minori	1B	R/R	.500	2	3	6	1	3	-	-	-	1	.500	-	-	-	.500	-	0
25 AGATSUMA Haruka	C	B/L	.000	2	2	1	-	-	-	-	-	-	.000	1	-	-	.500	-	0
7 SAKAMOTO Yui	3B	R/R	.000	1	2	2	-	-	-	-	-	-	.000	-	-	1	.000	-	0
9 NAKAGAWA Ayane	RF	L/R	.333	1	2	3	-	1	-	-	-	-	.333	-	-	1	.333	-	0

No. Starting Pitcher	ERA	W	L	GP	GS	CG	IP	H	R	ER	BB	SO	B/AVG	WP	BK/ILP	HBP
27 GOTO Miu	0.00	-	-	2	2	-	1.0	-	-	-	-	1	.000	-	-	-

PUR - Puerto Rico

No. Player	Pos.	B/T	AVG	GP	GS	AB	R	H	2B	3B	HR	RBI	SLG%	BB	HBP	SO	OB%	SB	ATT.
8 OCASIO Aleshia	3B	B/R	.500	2	3	6	2	3	-	1	1	1	1.333	1	-	-	.571	-	1
21 GORDON Carsyn	RF	R/R	.167	2	3	6	1	1	-	-	-	-	.167	1	-	1	.286	1	1
10 COZZA Jenna	SS	R/R	.286	2	3	7	-	2	-	-	-	1	.286	-	-	2	.286	-	0
12 CLAUDIO Karla	1B	R/R	.429	2	3	7	-	3	-	-	-	1	.429	-	-	1	.429	-	0
9 HOOVER Jaimie	LF	R/R	.000	2	2	4	-	-	-	-	-	-	.000	-	-	1	.000	-	0
2 RIVERA Alyssa	CF	L/L	.143	2	3	7	-	1	-	-	-	-	.143	-	-	3	.143	-	0
5 ORTIZ STERLING Shasi Yanne	2B	R/R																	
88 ORTIZ MARTINEZ Camille Nahir	C	R/R																	
33 ROMAN Tatianna	DP	B/R	.000	2	2	2	-	-	-	-	-	-	.000	-	-	-	.000	-	0

No. Starting Pitcher	ERA	W	L	GP	GS	CG	IP	H	R	ER	BB	SO	B/AVG	WP	BK/ILP	HBP
32 COE Esperanza																



Starting Line-Up

**JPN - Japan
Non-Starters**

No.	Player	Pos.	B/T
2	MIWA Sakura	P	R/R
3	KUDO Kanna	IF	L/R
18	KATSUMATA Misaki	P	R/R
23	FUJIMOTO Urara	OF	L/R
24	KIRIISHI Yume	C	R/R

Team Manager UTSUGI Reika

Coach CASAREZ Mary Lucy JIMBO Miyako MATSUDA Hikaru OTA Minoru YANAGAWA Naoko

**PUR - Puerto Rico
Non-Starters**

No.	Player	Pos.	B/T
3	RIVERA Daniele	IF	L/R
4	MARTINEZ Janelle	C/OF	R/R
40	TORRES Geana Jene	C/OF	L/L
44	GARCIA Kathyria	IF	R/R
99	DUNG Xeana	P	R/R

Team Manager RIVERA Ivan

Coach LEON Carlos NAVAS Lisa PERDOMO ZAPATA Luis Eduardo SANTOS David
--

Umpires:

MICHAUD Annie	CAN	HP
HEAD Laura	USA	1B
ARTEAGA GONZALEZ Juan Felipe	COL	2B
McCOWN Steven	USA	3B

Technical Commissioners:

CASTRO ARIAS Roberto	CRC
DEBONO Mario	MLT

Scorekeepers:

ALMARAZ Gabriel	MEX
COGOLLO William	COL
MAURIZIO Ronchi	ITA

Note:
Visitor team is shown on the left.

Legend:

1B First base	2B Doubles/Second base	3B Triples/Third base	AB At bats
AVG Batting average	ATT. Stolen base attempts	B Both	B/AVG Opponent batting average
BB Bases on balls	BK/ILP Balks/Illegal Pitches	B/T Bat/Throw Hand	C Catcher
CF Center Fielder	CG Completed Games	DP Designated Player	ER Earned runs allowed
ERA Earned run average	GP Games pitched/played	GS Games started	H Hits
HBP Hit by pitch	HR Home runs	IF Infielder	IP Innings pitched/played
L Loss/left hand	LF Left Fielder	No. Uniform number	OB% On base percentage
OF Outfielder	P Pitcher	Pos. Position	R Runs/right hand
RBI Runs batted in	RF Right Fielder	SB Stolen bases	SLG% Slugging percentage
SO Strikeouts	SS Shortstop	U Utility	W Win
WP Wild pitches			



Result

JPN 6 - 0 PUR

	1	2	3	4	5	6	7	R	H	E	LOB
JPN - Japan	0	0	1	0	0	4	1	6	9	0	5
PUR - Puerto Rico	0	0	0	0	0	0	0	0	1	4	1

Japan (JPN)	Pos.	AB	R	H	RBI	BB	SO	PO	A	E
HARADA N	CF	4	-	1	-	-	-	-	-	-
ISHIKAWA K	LF	4	1	2	1	-	1	-	-	-
ICHIGUCHI Y	SS	3	-	1	-	-	-	-	1	-
	2B	1	-	-	-	-	-	-	2	-
FUJITA Y	DP	4	1	-	-	-	3	-	-	-
KAWABATA H	2B	3	1	1	2	-	-	-	3	-
	3B	1	-	-	-	-	1	-	1	-
NAITO M	1B	3	1	2	2	-	-	9	-	-
AGATSUMA H	C	3	-	-	-	-	2	11	-	-
SAKAMOTO Y	3B	3	1	1	-	-	-	-	-	-
*KUDO K	SS	-	-	-	-	-	-	1	-	-
NAKAGAWA A	RF	1	1	1	-	-	-	-	-	-
GOTO M	P	-	-	-	-	-	-	-	-	-
Totals:		30	6	9	5	-	7	21	7	-

Puerto Rico (PUR)	Pos.	AB	R	H	RBI	BB	SO	PO	A	E
OCASIO A	3B	3	-	-	-	-	1	-	2	1
GORDON C	RF	2	-	-	-	-	1	1	-	-
	CF	1	-	1	-	-	-	-	-	-
COZZA J	SS	3	-	-	-	-	2	1	1	1
CLAUDIO K	1B	3	-	-	-	-	1	6	1	-
HOOVER J	LF	2	-	-	-	-	1	1	-	-
RIVERA A	CF	-	-	-	-	-	-	-	-	-
	DP	2	-	-	-	-	1	-	-	-
*RIVERA A	RF	-	-	-	-	-	-	-	-	-
ORTIZ STERLING SY	2B	2	-	-	-	-	2	1	1	-
ORTIZ MARTINEZ CN	C	2	-	-	-	-	1	9	2	-
ROMAN T	DP	-	-	-	-	-	-	-	-	-
	CF	1	-	-	-	-	1	2	-	2
*TORRES GJ	PH	1	-	-	-	-	-	-	-	-
	DP	-	-	-	-	-	-	-	-	-
COE E	P	-	-	-	-	-	-	-	-	-
*DUNG X	P	-	-	-	-	-	-	-	-	-
Totals:		22	-	1	-	-	11	21	7	4

Bottom 6th ICHIGUCHI Yuka moved to second baseman
 Bottom 6th KAWABATA Hitomi moved to third baseman
 Bottom 6th KUDO Kanna to play shortstop for JPN substituting SAKAMOTO Yui

Top 1st ROMAN Tatianna moved to center fielder
 Top 1st RIVERA Alyssa moved to designated player
 Bottom 6th Pinch hitter TORRES Geana Jene hitting for ROMAN Tatianna
 Top 7th GORDON Carsyn remained in the game as center fielder
 Top 7th RIVERA Alyssa moved to right fielder
 Top 7th TORRES Geana Jene moved to designated player
 Top 7th DUNG Xeana to play pitcher for PUR substituting COE Esperanza

Doubles - JPN 2 - ISHIKAWA K, KAWABATA H; PUR 1 - GORDON C
Home runs - JPN 1 - NAITO M in 6th (2 RBI); PUR 0
Stolen bases - JPN 1 - ICHIGUCHI Y; PUR 0
Caught stealing - JPN 1 - ISHIKAWA K; PUR 0
Sacrifice hits - JPN 1 - NAKAGAWA A; PUR 0

Japan (JPN)	W/L/S	IP	H	R	ER	BB	SO	HR	WP	BK/ILP	AB	BF	NP
GOTO M	W (1,0,0)	7.0	1	-	-	-	11	-	-	-	22	22	91
Totals:		7.0	1	-	-	-	11	-	-	-	22	22	91

Puerto Rico (PUR)	W/L/S	IP	H	R	ER	BB	SO	HR	WP	BK/ILP	AB	BF	NP
COE E	L (0,1,0)	6.0	7	5	4	-	4	1	-	-	24	26	77
DUNG X		1.0	2	1	-	-	3	-	1	-	6	6	26
Totals:		7.0	9	6	4	-	7	1	1	-	30	32	103

COE Esperanza faced 1 batters in the 7th inning

Hit by pitch - JPN 0; PUR 1 - NAKAGAWA A by COE E



Result

Technical Commissioners: CASTRO ARIAS Roberto (CRC) DEBONO Mario (MLT)
Umpires: (HP) MICHAUD Annie (CAN) (1B) HEAD Laura (USA)
 (2B) ARTEAGA GONZALEZ Juan Felipe (COL) (3B) McCOWN Steven (USA)

Scorekeepers: ALMARAZ Gabriel (MEX) COGOLLO William (COL) MAURIZIO Ronchi (ITA)

Length of game: 1h 40min **Attendance:**
Conditions: Few clouds **Temperature:** 32°C/90°F **Humidity:** 55%

Legend:		
*	Substitutions	1B First base
A	Assists	AB At bats
BK/ILP	Balks/Illegal pitches	C Catcher
DP	Double plays/Designated Player	E Errors
H	Hits	HP Home plate
L	Loss	LF Left Fielder
P	Pitcher	PH Pinch hitter
R	Runs	RBI Runs batted in
SO	Strikeouts	SS Shortstop
2B	Second base	BB Bases on balls
CF	Center Fielder	HR Home runs
ER	Earned runs allowed	LOB Left on base
IP	Innings pitched	PO Put outs
NP	Number of pitches	RF Right Fielder
Pos.	Position	W Win
S	Save	3B Third base
WP	Wild pitches	BF Batters faced

Timing and Results provided by  TISSOT

RESULTS BOOK



Speed Skating Road





36	Speed Skating Road	3334
36.1	Table of Contents	3335
36.2	Number of Entries by Country	3339
36.3	Entry List by Country Men	3340
36.3.1	Entry List by Country Men	3340
36.3.2	Entry List by Country Women	3342
36.4	Medallists by Event	3344
36.5	Medal Standings	3345
36.6	Men's Sprint 100m	3346
36.6.1	Entry List by Event	3347
36.6.2	Result Summary	3348
36.6.3	Medallists	3349
36.6.4	Final	3350
36.6.4.1	Start List	3350
36.6.4.2	Official Results	3351
36.6.5	Semifinals	3352
36.6.5.1	Start List	3352
36.6.5.2	Official Results	3353
36.6.6	Quarterfinals	3354
36.6.6.1	Start List	3354
36.6.6.2	Official Results	3355
36.6.7	Preliminary Round	3356
36.6.7.1	Start List	3356
36.6.7.2	Official Results	3357
36.7	Men's 1 Lap	3358
36.7.1	Entry List by Event	3359
36.7.2	Result Summary	3360
36.7.3	Medallists	3361
36.7.4	Final	3362
36.7.4.1	Start List	3362
36.7.4.2	Official Results	3363
36.7.5	Semifinals	3364
36.7.5.1	Start List	3364
36.7.5.2	Official Results	3365
36.7.6	Preliminary Round	3366
36.7.6.1	Start List	3366
36.7.6.2	Official Results	3367

36.8	Men's Point Race 10,000m	3368
36.8.1	Entry List by Event	3369
36.8.2	Medallists	3370
36.8.3	Final	3371
36.8.3.1	Start List	3371
36.8.3.2	Official Results	3372
36.9	Men's Elimination Race 15,000m	3373
36.9.1	Entry List by Event	3374
36.9.2	Medallists	3375
36.9.3	Final	3376
36.9.3.1	Start List	3376
36.9.3.2	Official Results	3377
36.10	Women's Sprint 100m	3378
36.10.1	Entry List by Event	3379
36.10.2	Result Summary	3380
36.10.3	Medallists	3381
36.10.4	Final	3382
36.10.4.1	Start List	3382
36.10.4.2	Official Results	3383
36.10.5	Semifinals	3384
36.10.5.1	Start List	3384
36.10.5.2	Official Results	3385
36.10.6	Quarterfinals	3386
36.10.6.1	Start List	3386
36.10.6.2	Official Results	3387
36.10.7	Preliminary Round	3388
36.10.7.1	Start List	3388
36.10.7.2	Official Results	3389
36.11	Women's 1 Lap	3390
36.11.1	Entry List by Event	3391
36.11.2	Result Summary	3392
36.11.3	Medallists	3393
36.11.4	Final	3394
36.11.4.1	Start List	3394
36.11.4.2	Official Results	3395
36.11.5	Semifinals	3396
36.11.5.1	Start List	3396
36.11.5.2	Official Results	3397
36.11.6	Preliminary Round	3398
36.11.6.1	Start List	3398
36.11.6.2	Official Results	3399
36.12	Women's Point Race 10,000m	3400
36.12.1	Entry List by Event	3401
36.12.2	Medallists	3402

RESULTS BOOK
TABLE OF CONTENTS

36.12.3	Final	3403
36.12.3.1	Start List	3403
36.12.3.2	Official Results	3404
36.13	Women's Elimination Race 15,000m	3405
36.13.1	Entry List by Event	3406
36.13.2	Medallists	3407
36.13.3	Final	3408
36.13.3.1	Start List	3408
36.13.3.2	Official Results	3409



Number of Entries by Country

As of SUN 10 JUL 2022


Country	Men	Women	Total
ARG - Argentina	2	2	4
AUT - Austria	1		1
BEL - Belgium	1		1
CHI - Chile	2	2	4
COL - Colombia	2	2	4
CRC - Costa Rica	1	1	2
CUB - Cuba		1	1
CZE - Czech Republic	1		1
ECU - Ecuador	2	2	4
ESP - Spain	1	1	2
FRA - France	2	2	4
GER - Germany	2	2	4
GUA - Guatemala	1	2	3
HKG - Hong Kong, China		2	2
HUN - Hungary		1	1
IND - India	1	2	3
ITA - Italy	2	2	4
MEX - Mexico	2	2	4
PAR - Paraguay	1		1
POR - Portugal	1		1
TPE - Chinese Taipei	2	2	4
USA - United States of America	2	2	4
VEN - Venezuela	2	2	4
Total:	31	32	63



Entry List by Country

As of SUN 10 JUL 2022

Country	Name	Date of Birth	Height m / ft in	Weight kg / lbs
ARG - Argentina	Francisco Manuel REYES PETRELLI	24 JUL 2000		
	Santiago Ariel ROUMEC	14 AUG 1993		
AUT - Austria	Christian KROMOSER	5 MAR 1993		
BEL - Belgium	Bart Rene SWINGS	12 FEB 1991		
CHI - Chile	Hugo Diego RAMIREZ BOADA	5 JUL 1993		
	Ricardo Cristopher VERDUGO CAMPOS	30 OCT 1986		
COL - Colombia	Andres Mauricio JIMENEZ TORRES	3 AUG 1994		
	Daniel ZAPATA MARTINEZ	27 SEP 1991		
CRC - Costa Rica	Bayron Francisco SILES VEGA	9 MAR 1993		
CZE - Czech Republic	Michal PROKOP	31 JAN 1996		
ECU - Ecuador	David Ariel SARMIENTO MOSCOSO	10 MAR 2000		
	Renato CARCHI	24 SEP 2001		
ESP - Spain	Francisco Jose PEULA CABELLO	1 JUN 1988		
FRA - France	Martin FERRIE	18 JAN 1998		
	Yvan SIVILIER	27 DEC 2000		
GER - Germany	Nils BUHNEMANN	26 SEP 2000		
	Simon ALBRECHT	29 MAY 1995		
GUA - Guatemala	Walter Rafael URRUTIA MEIJA	25 JUN 1998		
IND - India	Dhanush BABU	6 JAN 1996		
ITA - Italy	Duccio MARSILI	12 DEC 1996		
	Giuseppe BRAMANTE	23 SEP 1997		
MEX - Mexico	Jorge Luis MARTINEZ MORALES	12 FEB 1988		
	Mike Alejandro PAEZ CUELLAR	22 MAR 1994		
PAR - Paraguay	Jose Daniel MONCADA SILVA	20 AUG 2001		
POR - Portugal	Miguel FONSECA BRAVO	13 JAN 1998		
TPE - Chinese Taipei	Chang-Chin KU	25 SEP 1995		
	Li-Yang KUO	1 AUG 2003		

Timing and Results provided by  TISSOT



Entry List by Country

As of SUN 10 JUL 2022


Country	Name	Date of Birth	Height m / ft in	Weight kg / lbs
USA - United States of America	James Robert SADLER	1 APR 2002		
	Michael GARCIA	12 JUN 1991		
VEN - Venezuela	Carlos Arturo TARAZONA ROPERO	19 AUG 1996		
	Keiver Alexander PEREZ DELGADO	27 JUL 1998		



Entry List by Country

As of SUN 10 JUL 2022

Country	Name	Date of Birth	Height m / ft in	Weight kg / lbs
ARG - Argentina	Micaela SIRI	20 JUN 1997		
	Rocio BERBER ALT	31 JUL 1990		
CHI - Chile	Alejandra Andrea TRASLAVINA LOPEZ	3 MAY 1987		
	Maria Jose MOYA SEPULVEDA	9 JUN 1989		
COL - Colombia	Geiny Carmela PAJARO GUZMAN	17 AUG 1997		
	Johana VIVEROS MONDRAGON	3 APR 1994		
CRC - Costa Rica	Yuliana Gabriela ABARCA GODOY	11 JUL 1992		
CUB - Cuba	Adriana CANTILLO TUNDIDOR	17 JAN 1997		
ECU - Ecuador	Gabriela VARGAS SARMIENTO	28 JAN 1998		
	Maria Loreto ARIAS ARMIJOS	25 MAY 2001		
ESP - Spain	Nerea LANGA TORRES	8 JUN 2001		
FRA - France	Marine Claire Renee LEFEUVRE	12 FEB 1997		
	Mathilde PEDRONNO	3 DEC 2000		
GER - Germany	Anna Laethisia SCHIMEK	5 DEC 1992		
	Larissa Ursula GAISER	28 AUG 1998		
GUA - Guatemala	Angelica Marisol DIAZ GARCIA	10 MAR 1997		
	Idalis Frezeida de LEON PALACIOS	9 JUN 1998		
HKG - Hong Kong, China	Karinne Tsz Ching TAM	17 SEP 1993		
	Vanessa Natalie WONG	7 MAR 1993		
HUN - Hungary	Dominika GARDI	13 MAY 1998		
IND - India	Aarathy KASTURI RAJ	22 MAY 1994		
	Varsha Sriramakrishna PURANIK	24 SEP 1987		
ITA - Italy	Asja VARANI	17 MAR 2001		
	Luisa Sophie WOOLAWAY	4 DEC 1999		
MEX - Mexico	Carolina HUERTA CARDENAS	1 NOV 1997		
	Valentina Alejandra LETELIER CARTA.	21 AUG 1991		
TPE - Chinese Taipei	Ying-Chu CHEN	18 FEB 1995		
	Yung-Chi YANG	30 SEP 1998		
USA - United States of America	Jazzmyn Elaina FOSTER	16 APR 2000		
	Kelsey Renee RODGERS	17 JUL 1996		

Timing and Results provided by  TISSOT





Entry List by Country

As of SUN 10 JUL 2022

Country	Name	Date of Birth	Height m / ft in	Weight kg / lbs
VEN - Venezuela	Angy Anabela QUINTERO VALERA	12 NOV 1998		
	Solyimar del Valle VIVAS JAMES	15 NOV 1993		





Medallists by Event

As of MON 11 JUL 2022

After 8 of 8 Events

Event Name	Date	Medal	Name	Country Code
Women's Sprint 100m	SUN 10 JUL	GOLD	Geiny Carmela PAJARO GUZMAN	COL
		SILVER	Ying-Chu CHEN	TPE
		BRONZE	Asja VARANI	ITA
Men's Sprint 100m	SUN 10 JUL	GOLD	Jorge Luis MARTINEZ MORALES	MEX
		SILVER	Li-Yang KUO	TPE
		BRONZE	Duccio MARSILI	ITA
Women's Point Race 10,000m	SUN 10 JUL	GOLD	Gabriela VARGAS SARMIENTO	ECU
		SILVER	Johana VIVEROS MONDRAGON	COL
		BRONZE	Marine Claire Renee LEFEUVRE	FRA
Men's Point Race 10,000m	SUN 10 JUL	GOLD	Bart Rene SWINGS	BEL
		SILVER	Daniel ZAPATA MARTINEZ	COL
		BRONZE	Mike Alejandro PAEZ CUELLAR	MEX
Women's 1 Lap	MON 11 JUL	GOLD	Nerea LANGA TORRES	ESP
		SILVER	Mathilde PEDRONNO	FRA
		BRONZE	Ying-Chu CHEN	TPE
Men's 1 Lap	MON 11 JUL	GOLD	Duccio MARSILI	ITA
		SILVER	Yvan SIVILIER	FRA
		BRONZE	Simon ALBRECHT	GER
Women's Elimination Race 15,000m	MON 11 JUL	GOLD	Johana VIVEROS MONDRAGON	COL
		SILVER	Valentina Alejandra LETELIER CARTA.	MEX
		BRONZE	Marine Claire Renee LEFEUVRE	FRA
Men's Elimination Race 15,000m	MON 11 JUL	GOLD	Bart Rene SWINGS	BEL
		SILVER	Martin FERRIE	FRA
		BRONZE	Francisco Jose PEULA CABELLO	ESP






Medal Standings

As of MON 11 JUL 2022

After 8 of 8 Events

Rank	Country	Men				Women				Total				Rank by Total
		G	S	B	Tot	G	S	B	Tot	G	S	B	Tot	
1	COL - Colombia		1		1	2	1		3	2	2		4	2
2	BEL - Belgium	2			2					2			2	=6
3	MEX - Mexico	1		1	2		1		1	1	1	1	3	=3
4	ITA - Italy	1		1	2			1	1	1		2	3	=3
5	ESP - Spain			1	1	1			1	1		1	2	=6
6	ECU - Ecuador					1			1	1			1	=8
7	FRA - France		2		2		1	2	3		3	2	5	1
8	TPE - Chinese Taipei		1		1		1	1	2		2	1	3	=3
9	GER - Germany			1	1							1	1	=8
	Total	4	4	4	12	4	4	4	12	8	8	8	24	

Legend:	= Equal sign indicates that two or more NOCs share the same rank by total	B Bronze
G Gold	S Silver	Tot Total

Timing and Results provided by  TISSOT

RSR-----_C95 3

Report Created MON 11 JUL 2022 18:05

Page 1 / 1





Speed Skating Road

Men's Sprint 100m






Entry List by Event

As of SUN 10 JUL 2022

Country	Bib Number	Name	Date of Birth
ARG - Argentina	1	Francisco Manuel REYES PETRELLI	24 JUL 2000
CHI - Chile	8	Ricardo Cristopher VERDUGO CAMPOS	30 OCT 1986
COL - Colombia	12	Andres Mauricio JIMENEZ TORRES	3 AUG 1994
CRC - Costa Rica	16	Bayron Francisco SILES VEGA	9 MAR 1993
FRA - France	24	Yvan SIVILIER	27 DEC 2000
GER - Germany	28	Simon ALBRECHT	29 MAY 1995
GUA - Guatemala	32	Walter Rafael URRUTIA MEIJA	25 JUN 1998
IND - India	38	Dhanush BABU	6 JAN 1996
ITA - Italy	41	Duccio MARSILI	12 DEC 1996
MEX - Mexico	45	Jorge Luis MARTINEZ MORALES	12 FEB 1988
PAR - Paraguay	49	Jose Daniel MONCADA SILVA	20 AUG 2001
TPE - Chinese Taipei	51	Li-Yang KUO	1 AUG 2003
USA - United States of America	55	James Robert SADLER	1 APR 2002

Note:
All changes are available in INFO

Timing and Results provided by  TISSOT

RSRMSPT100-----_C32C 1

Report Created SUN 10 JUL 2022 09:14

Page 1 / 1





Official Final Results


Rank	Bib	Name	Country Code	Time	Time Behind	Remarks
Final 1/2						
1	45	Jorge Luis MARTINEZ MORALES	MEX	9.972	0.000	
2	51	Li-Yang KUO	TPE	10.143	+0.171	
Final 3/4						
3	41	Duccio MARSILI	ITA	10.067	0.000	
4	12	Andres Mauricio JIMENEZ TORRES	COL	DNS		
Quarterfinals						
5	28	Simon ALBRECHT	GER	10.093	+0.108	
6	24	Yvan SIVILIER	FRA	10.180	+0.112	
7	1	Francisco Manuel REYES PETRELLI	ARG	10.182	+0.163	
8	32	Walter Rafael URRUTIA MEIJA	GUA	10.290	+0.205	
Preliminary						
9	8	Ricardo Christopher VERDUGO CAMPOS	CHI	10.300		
10	38	Dhanush BABU	IND	10.381		
11	16	Bayron Francisco SILES VEGA	CRC	10.563		
12	49	Jose Daniel MONCADA SILVA	PAR	10.582		
13	55	James Robert SADLER	USA	10.796		

Chief Referee

President of CEC

Secretary

Legend:
DNS Did Not Start

Timing and Results provided by  TISSOT





Medallists

Medal	Name	Country
GOLD	Jorge Luis MARTINEZ MORALES	MEX - Mexico
SILVER	Li-Yang KUO	TPE - Chinese Taipei
BRONZE	Duccio MARSILI	ITA - Italy





Start List

Bib	Name	Country Code	Remarks
Heat 1			
45	Jorge Luis MARTINEZ MORALES	MEX	
51	Li-Yang KUO	TPE	

Chief Referee

President of CEC

Secretary





Official Results

Rank	Bib	Name	Country Code	Time	Time Behind	Remarks
Heat 1						
1	45	Jorge Luis MARTINEZ MORALES	MEX	9.972	0.000	
2	51	Li-Yang KUO	TPE	10.143	+0.171	

Chief Referee

President of CEC

Secretary





Start List

Bib	Name	Country Code	Remarks
Heat 1			
45	Jorge Luis MARTINEZ MORALES	MEX	
41	Duccio MARSILI	ITA	
Heat 2			
51	Li-Yang KUO	TPE	
12	Andres Mauricio JIMENEZ TORRES	COL	

Chief Referee

President of CEC

Secretary





Official Results


Rank	Bib	Name	Country Code	Time	Time Behind	Remarks
Heat 1						
1	45	Jorge Luis MARTINEZ MORALES	MEX	10.000	0.000	Q
2	41	Duccio MARSILI	ITA	10.150	+0.150	
Heat 2						
1	51	Li-Yang KUO	TPE	10.015	0.000	Q
2	12	Andres Mauricio JIMENEZ TORRES	COL	10.310	+0.295	

Chief Referee

President of CEC

Secretary

Legend:
Q Qualified

Timing and Results provided by  TISSOT





Start List

Bib	Name	Country Code	Remarks
Heat 1			
45	Jorge Luis MARTINEZ MORALES	MEX	
1	Francisco Manuel REYES PETRELLI	ARG	
Heat 2			
51	Li-Yang KUO	TPE	
28	Simon ALBRECHT	GER	
Heat 3			
41	Duccio MARSILI	ITA	
24	Yvan SIVILIER	FRA	
Heat 4			
12	Andres Mauricio JIMENEZ TORRES	COL	
32	Walter Rafael URRUTIA MEIJA	GUA	

Chief Referee

President of CEC

Secretary





Official Results


Rank	Bib	Name	Country Code	Time	Time Behind	Remarks
Heat 1						
1	45	Jorge Luis MARTINEZ MORALES	MEX	10.019	0.000	Q
2	1	Francisco Manuel REYES PETRELLI	ARG	10.182	+0.163	
Heat 2						
1	51	Li-Yang KUO	TPE	9.985	0.000	Q
2	28	Simon ALBRECHT	GER	10.093	+0.108	
Heat 3						
1	41	Duccio MARSILI	ITA	10.068	0.000	Q
2	24	Yvan SIVILIER	FRA	10.180	+0.112	
Heat 4						
1	12	Andres Mauricio JIMENEZ TORRES	COL	10.085	0.000	Q
2	32	Walter Rafael URRUTIA MEIJA	GUA	10.290	+0.205	

Chief Referee

President of CEC

Secretary

Legend:
Q Qualified

Timing and Results provided by  TISSOT





Start List

Bib	Name	Country Code	Remarks
Heat 1			
55	James Robert SADLER	USA	
Heat 2			
45	Jorge Luis MARTINEZ MORALES	MEX	
49	Jose Daniel MONCADA SILVA	PAR	
Heat 3			
32	Walter Rafael URRUTIA MEIJA	GUA	
38	Dhanush BABU	IND	
Heat 4			
1	Francisco Manuel REYES PETRELLI	ARG	
16	Bayron Francisco SILES VEGA	CRC	
Heat 5			
51	Li-Yang KUO	TPE	
41	Duccio MARSILI	ITA	
Heat 6			
24	Yvan SIVILIER	FRA	
8	Ricardo Christopher VERDUGO CAMPOS	CHI	
Heat 7			
12	Andres Mauricio JIMENEZ TORRES	COL	
28	Simon ALBRECHT	GER	

Chief Referee


President of CEC

Secretary

.....

.....

.....

Timing and Results provided by  TISSOT





Official Results


Rank	Bib	Name	Country Code	Time	Time Behind	Remarks
Heat 1						
1	55	James Robert SADLER	USA	10.796	0.000	
Heat 2						
1	45	Jorge Luis MARTINEZ MORALES	MEX	10.104	0.000	Q
2	49	Jose Daniel MONCADA SILVA	PAR	10.582	+0.478	
Heat 3						
1	32	Walter Rafael URRUTIA MEIJA	GUA	10.298	0.000	Q
2	38	Dhanush BABU	IND	10.381	+0.083	
Heat 4						
1	1	Francisco Manuel REYES PETRELLI	ARG	10.112	0.000	Q
2	16	Bayron Francisco SILES VEGA	CRC	10.563	+0.451	
Heat 5						
1	41	Duccio MARSILI	ITA	10.063	0.000	Q
2	51	Li-Yang KUO	TPE	10.073	+0.010	Q
Heat 6						
1	24	Yvan SIVILIER	FRA	10.187	0.000	Q
2	8	Ricardo Cristopher VERDUGO CAMPOS	CHI	10.300	+0.113	
Heat 7						
1	12	Andres Mauricio JIMENEZ TORRES	COL	10.017	0.000	Q
2	28	Simon ALBRECHT	GER	10.112	+0.095	Q

Chief Referee

President of CEC

Secretary

Legend:
Q Qualified

Timing and Results provided by  TISSOT





Speed Skating Road

Men's 1 Lap






Entry List by Event

As of SUN 10 JUL 2022

Country	Bib Number	Name	Date of Birth
ARG - Argentina	1	Francisco Manuel REYES PETRELLI	24 JUL 2000
CHI - Chile	8	Ricardo Cristopher VERDUGO CAMPOS	30 OCT 1986
COL - Colombia	12	Andres Mauricio JIMENEZ TORRES	3 AUG 1994
CRC - Costa Rica	16	Bayron Francisco SILES VEGA	9 MAR 1993
FRA - France	24	Yvan SIVILIER	27 DEC 2000
GER - Germany	28	Simon ALBRECHT	29 MAY 1995
GUA - Guatemala	32	Walter Rafael URRUTIA MEIJA	25 JUN 1998
IND - India	38	Dhanush BABU	6 JAN 1996
ITA - Italy	41	Duccio MARSILI	12 DEC 1996
MEX - Mexico	45	Jorge Luis MARTINEZ MORALES	12 FEB 1988
PAR - Paraguay	49	Jose Daniel MONCADA SILVA	20 AUG 2001
TPE - Chinese Taipei	51	Li-Yang KUO	1 AUG 2003
USA - United States of America	55	James Robert SADLER	1 APR 2002

Note:
All changes are available in INFO

Timing and Results provided by  TISSOT

RSRM1LAP....._C32C 1

Report Created SUN 10 JUL 2022 15:27

Page 1 / 1



Rank	Bib	Name	Country Code	Time	Time Behind	Remarks
------	-----	------	--------------	------	-------------	---------

Final

1	41	Duccio MARSILI	ITA	1:03.75	0.00	
2	24	Yvan SIVILIER	FRA	1:04.97	+1.22	
3	28	Simon ALBRECHT	GER	1:05.57	+1.82	
4	8	Ricardo Cristopher VERDUGO CAMPOS	CHI	1:05.60	+1.85	

Semifinal

5	38	Dhanush BABU	IND	1:06.49	+0.33	
6	49	Jose Daniel MONCADA SILVA	PAR	1:08.13	+2.39	FS
7	51	Li-Yang KUO	TPE	1:09.78	+3.62	
8	55	James Robert SADLER	USA	1:11.48	+5.74	

Preliminary

9	16	Bayron Francisco SILES VEGA	CRC	1:08.97	+2.83	
10	1	Francisco Manuel REYES PETRELLI	ARG	1:09.00	+3.25	
11	45	Jorge Luis MARTINEZ MORALES	MEX	1:10.17	+4.03	
12	32	Walter Rafael URRUTIA MEIJA	GUA	1:11.88	+6.44	
13	12	Andres Mauricio JIMENEZ TORRES	COL	DNS		

Chief Referee

President of CEC


Secretary

.....

.....

.....

Legend:
DNS Did Not Start

Timing and Results provided by 





Medallists

Medal	Name	Country
GOLD	Duccio MARSILI	ITA - Italy
SILVER	Yvan SIVILIER	FRA - France
BRONZE	Simon ALBRECHT	GER - Germany





Start List

Bib	Name	Country Code	Remarks
Heat 1			
41	Duccio MARSILI	ITA	
24	Yvan SIVILIER	FRA	
8	Ricardo Cristopher VERDUGO CAMPOS	CHI	
28	Simon ALBRECHT	GER	

Chief Referee

President of CEC

Secretary





Official Results

Rank	Bib	Name	Country Code	Time	Time Behind	Remarks
Heat 1						
1	41	Duccio MARSILI	ITA	1:03.75	0.00	
2	24	Yvan SIVILIER	FRA	1:04.97	+1.22	
3	28	Simon ALBRECHT	GER	1:05.57	+1.82	
4	8	Ricardo Cristopher VERDUGO CAMPOS	CHI	1:05.60	+1.85	

Chief Referee

President of CEC

Secretary





Start List

Bib	Name	Country Code	Remarks
Heat 1			
24	Yvan SIVILIER	FRA	
38	Dhanush BABU	IND	
8	Ricardo Cristopher VERDUGO CAMPOS	CHI	
51	Li-Yang KUO	TPE	
Heat 2			
41	Duccio MARSILI	ITA	
28	Simon ALBRECHT	GER	
49	Jose Daniel MONCADA SILVA	PAR	FS
55	James Robert SADLER	USA	

Chief Referee


President of CEC

Secretary

.....

.....

.....

Timing and Results provided by 





Official Results

Rank	Bib	Name	Country Code	Time	Time Behind	Remarks
------	-----	------	--------------	------	-------------	---------

Heat 1

1	24	Yvan SIVILIER	FRA	1:06.16	0.00 Q	
2	8	Ricardo Cristopher VERDUGO CAMPOS	CHI	1:06.34	+0.18 Q	FS
3	38	Dhanush BABU	IND	1:06.49	+0.33	
4	51	Li-Yang KUO	TPE	1:09.78	+3.62	

Heat 2


1	41	Duccio MARSILI	ITA	1:05.74	0.00 Q	
2	28	Simon ALBRECHT	GER	1:06.54	+0.80 Q	
3	49	Jose Daniel MONCADA SILVA	PAR	1:08.13	+2.39	FS
4	55	James Robert SADLER	USA	1:11.48	+5.74	

Chief Referee

President of CEC

Secretary

Legend:
Q Qualified

Timing and Results provided by  TISSOT

RSRM1LAP-----SFNL-----_C73B 1

Report Created MON 11 JUL 2022 11:07

Page 1 / 1





Start List

Bib	Name	Country Code	Remarks
Heat 1			
12	Andres Mauricio JIMENEZ TORRES	COL	
41	Duccio MARSILI	ITA	
1	Francisco Manuel REYES PETRELLI	ARG	
49	Jose Daniel MONCADA SILVA	PAR	
55	James Robert SADLER	USA	
Heat 2			
28	Simon ALBRECHT	GER	
51	Li-Yang KUO	TPE	
16	Bayron Francisco SILES VEGA	CRC	
45	Jorge Luis MARTINEZ MORALES	MEX	
Heat 3			
24	Yvan SIVILIER	FRA	
8	Ricardo Christopher VERDUGO CAMPOS	CHI	
32	Walter Rafael URRUTIA MEIJA	GUA	
38	Dhanush BABU	IND	

Chief Referee

President of CEC

Secretary



Official Results

Rank	Bib	Name	Country Code	Time	Time Behind	Remarks
Heat 1						
1	41	Duccio MARSILI	ITA	1:05.75	0.00 Q	
2	49	Jose Daniel MONCADA SILVA	PAR	1:08.16	+2.41 Q	FS
3	55	James Robert SADLER	USA	1:08.29	+2.54 Q	
4	1	Francisco Manuel REYES PETRELLI	ARG	1:09.00	+3.25	
	12	Andres Mauricio JIMENEZ TORRES	COL	DNS		
Heat 2						
1	28	Simon ALBRECHT	GER	1:06.14	0.00 Q	
2	51	Li-Yang KUO	TPE	1:08.72	+2.58 Q	
3	16	Bayron Francisco SILES VEGA	CRC	1:08.97	+2.83	
4	45	Jorge Luis MARTINEZ MORALES	MEX	1:10.17	+4.03	
Heat 3						
1	24	Yvan SIVILIER	FRA	1:05.44	0.00 Q	
2	38	Dhanush BABU	IND	1:06.18	+0.74 Q	
3	8	Ricardo Cristopher VERDUGO CAMPOS	CHI	1:06.44	+1.00 Q	
4	32	Walter Rafael URRUTIA MEIJA	GUA	1:11.88	+6.44	


Chief Referee

President of CEC

Secretary

Legend:
DNS Did Not Start

Q Qualified

Timing and Results provided by 





Speed Skating Road

Men's Point Race 10,000m





Entry List by Event

As of SUN 10 JUL 2022

Country	Bib Number	Name	Date of Birth
ARG - Argentina	2	Santiago Ariel ROUMEC	14 AUG 1993
AUT - Austria	5	Christian KROMOSER	5 MAR 1993
BEL - Belgium	6	Bart Rene SWINGS	12 FEB 1991
CHI - Chile	9	Hugo Diego RAMIREZ BOADA	5 JUL 1993
COL - Colombia	13	Daniel ZAPATA MARTINEZ	27 SEP 1991
CZE - Czech Republic	19	Michal PROKOP	31 JAN 1996
ECU - Ecuador	20	David Ariel SARMIENTO MOSCOSO	10 MAR 2000
ESP - Spain	22	Francisco Jose PEULA CABELLO	1 JUN 1988
FRA - France	25	Martin FERRIE	18 JAN 1998
GER - Germany	29	Nils BUHNEMANN	26 SEP 2000
ITA - Italy	42	Giuseppe BRAMANTE	23 SEP 1997
MEX - Mexico	46	Mike Alejandro PAEZ CUELLAR	22 MAR 1994
POR - Portugal	50	Miguel FONSECA BRAVO	13 JAN 1998
TPE - Chinese Taipei	52	Chang-Chin KU	25 SEP 1995
USA - United States of America	56	Michael GARCIA	12 JUN 1991
VEN - Venezuela	59	Carlos Arturo TARAZONA ROPERO	19 AUG 1996

Note:
All changes are available in INFO

Timing and Results provided by 

RSRMP0IN10KM-----_C32C 1

Report Created SUN 10 JUL 2022 09:15

Page 1 / 1



Medallists

Medal	Name	Country
GOLD	Bart Rene SWINGS	BEL - Belgium
SILVER	Daniel ZAPATA MARTINEZ	COL - Colombia
BRONZE	Mike Alejandro PAEZ CUELLAR	MEX - Mexico



Start List

Bib	Name	Country Code	Remarks
2	Santiago Ariel ROUMEC	ARG	
5	Christian KROMOSER	AUT	
6	Bart Rene SWINGS	BEL	
9	Hugo Diego RAMIREZ BOADA	CHI	
13	Daniel ZAPATA MARTINEZ	COL	
19	Michal PROKOP	CZE	
20	David Ariel SARMIENTO MOSCOSO	ECU	
22	Francisco Jose PEULA CABELLO	ESP	
25	Martin FERRIE	FRA	
29	Nils BUHNEMANN	GER	
42	Giuseppe BRAMANTE	ITA	
46	Mike Alejandro PAEZ CUELLAR	MEX	
50	Miguel FONSECA BRAVO	POR	
52	Chang-Chin KU	TPE	
56	Michael GARCIA	USA	
59	Carlos Arturo TARAZONA ROPERO	VEN	





Official Results

Rank	Bib	Name	Country Code	Points in Race	Discipline
1	6	Bart Rene SWINGS	BEL	27	
2	13	Daniel ZAPATA MARTINEZ	COL	8	
3	46	Mike Alejandro PAEZ CUELLAR	MEX	2	
4	42	Giuseppe BRAMANTE	ITA	2	
5	22	Francisco Jose PEULA CABELLO	ESP	2	
6	50	Miguel FONSECA BRAVO	POR	1	
7	56	Michael GARCIA	USA		
8	59	Carlos Arturo TARAZONA ROPERO	VEN		
9	5	Christian KROMOSER	AUT		
10	2	Santiago Ariel ROUMEC	ARG		
11	19	Michal PROKOP	CZE		
12	20	David Ariel SARMIENTO MOSCOSO	ECU		
13	29	Nils BUHNEMANN	GER		
14	52	Chang-Chin KU	TPE		
	9	Hugo Diego RAMIREZ BOADA	CHI	DNS	
	25	Martin FERRIE	FRA	DNS	

Time of the Race: 17:03.480

Competitors/NOCs					
Entries	Ranked	DNS	DNF	DSQ	DQB
16/16	14	2			

Chief Referee

President of CEC


Secretary

.....

.....

.....

Legend:	DNF Did Not Finish	DNS Did Not Start	DQB Disqualified for unsportsmanlike behaviour
	DSQ Disqualified		

Timing and Results provided by  TISSOT





Speed Skating Road

Men's Elimination Race 15,000m





Entry List by Event

As of SUN 10 JUL 2022

Country	Bib Number	Name	Date of Birth
ARG - Argentina	2	Santiago Ariel ROUMEC	14 AUG 1993
AUT - Austria	5	Christian KROMOSER	5 MAR 1993
BEL - Belgium	6	Bart Rene SWINGS	12 FEB 1991
CHI - Chile	9	Hugo Diego RAMIREZ BOADA	5 JUL 1993
COL - Colombia	13	Daniel ZAPATA MARTINEZ	27 SEP 1991
CZE - Czech Republic	19	Michal PROKOP	31 JAN 1996
ECU - Ecuador	20	David Ariel SARMIENTO MOSCOSO	10 MAR 2000
ESP - Spain	22	Francisco Jose PEULA CABELLO	1 JUN 1988
FRA - France	25	Martin FERRIE	18 JAN 1998
GER - Germany	29	Nils BUHNEMANN	26 SEP 2000
ITA - Italy	42	Giuseppe BRAMANTE	23 SEP 1997
MEX - Mexico	46	Mike Alejandro PAEZ CUELLAR	22 MAR 1994
POR - Portugal	50	Miguel FONSECA BRAVO	13 JAN 1998
TPE - Chinese Taipei	52	Chang-Chin KU	25 SEP 1995
USA - United States of America	56	Michael GARCIA	12 JUN 1991
VEN - Venezuela	59	Carlos Arturo TARAZONA ROPERO	19 AUG 1996

Note:
All changes are available in INFO

Timing and Results provided by 

RSRMELIM15KM-----_C32C 1

Report Created SUN 10 JUL 2022 15:28

Page 1 / 1



Medallists

Medal	Name	Country
GOLD	Bart Rene SWINGS	BEL - Belgium
SILVER	Martin FERRIE	FRA - France
BRONZE	Francisco Jose PEULA CABELLO	ESP - Spain



Start List

Bib	Name	Country Code	Remarks
2	Santiago Ariel ROUMEC	ARG	
5	Christian KROMOSER	AUT	
6	Bart Rene SWINGS	BEL	
9	Hugo Diego RAMIREZ BOADA	CHI	
13	Daniel ZAPATA MARTINEZ	COL	
19	Michal PROKOP	CZE	
20	David Ariel SARMIENTO MOSCOSO	ECU	
22	Francisco Jose PEULA CABELLO	ESP	
25	Martin FERRIE	FRA	
29	Nils BUHNEMANN	GER	
42	Giuseppe BRAMANTE	ITA	
46	Mike Alejandro PAEZ CUELLAR	MEX	
50	Miguel FONSECA BRAVO	POR	
52	Chang-Chin KU	TPE	
56	Michael GARCIA	USA	
59	Carlos Arturo TARAZONA ROPERO	VEN	





Official Results

Rank	Bib	Name	Country Code	Avg Speed (km/h)	Time	Time Behind	Discipline
1	6	Bart Rene SWINGS	BEL		25:43.092	0.000	
2	25	Martin FERRIE	FRA		26:28.464	+45.372	
3	22	Francisco Jose PEULA CABELLO	ESP		26:30.817	+47.725	
4	46	Mike Alejandro PAEZ CUELLAR	MEX		26:47.781	+1:04.689	
5	42	Giuseppe BRAMANTE	ITA		27:21.934	+1:38.842	
6	52	Chang-Chin KU	TPE		EL		
7	5	Christian KROMOSER	AUT		EL		
8	9	Hugo Diego RAMIREZ BOADA	CHI		EL		
9	19	Michal PROKOP	CZE		EL		
10	29	Nils BUHNEMANN	GER		EL		W1
11	20	David Ariel SARMIENTO MOSCOSO	ECU		EL		
12	50	Miguel FONSECA BRAVO	POR		EL		
13	56	Michael GARCIA	USA		EL		W1
14	2	Santiago Ariel ROUMEC	ARG		EL		
15	13	Daniel ZAPATA MARTINEZ	COL		EL		
16	59	Carlos Arturo TARAZONA ROPER	VEN		EL		

Competitors/NOCs					
Entries	Ranked	DNS	DNF	DSQ	DQB
16/16	16				

Chief Referee

President of CEC


Secretary

.....

.....

.....

Legend:	DNF Did Not Finish	DNS Did Not Start	DQB Disqualified for unsportsmanlike behaviour
	DSQ Disqualified	EL Eliminated	

Timing and Results provided by  TISSOT





Speed Skating Road

Women's Sprint 100m





Entry List by Event

As of SUN 10 JUL 2022

Country	Bib Number	Name	Date of Birth
ARG - Argentina	3	Micaela SIRI	20 JUN 1997
CHI - Chile	10	Maria Jose MOYA SEPULVEDA	9 JUN 1989
COL - Colombia	14	Geiny Carmela PAJARO GUZMAN	17 AUG 1997
CUB - Cuba	18	Adriana CANTILLO TUNDIDOR	17 JAN 1997
ESP - Spain	23	Nerea LANGA TORRES	8 JUN 2001
FRA - France	26	Mathilde PEDRONNO	3 DEC 2000
GER - Germany	30	Anna Laethisia SCHIMEK	5 DEC 1992
GUA - Guatemala	33	Idalis Frezeida de LEON PALACIOS	9 JUN 1998
HKG - Hong Kong, China	36	Karinne Tsz Ching TAM	17 SEP 1993
IND - India	39	Varsha Sriramakrishna PURANIK	24 SEP 1987
ITA - Italy	43	Asja VARANI	17 MAR 2001
MEX - Mexico	47	Carolina HUERTA CARDENAS	1 NOV 1997
TPE - Chinese Taipei	53	Ying-Chu CHEN	18 FEB 1995
USA - United States of America	57	Jazzmyn Elaina FOSTER	16 APR 2000
VEN - Venezuela	60	Solymar del Valle VIVAS JAMES	15 NOV 1993

Note:
All changes are available in INFO

Timing and Results provided by 

RSRWSPRT100-----_C32C 1

Report Created SUN 10 JUL 2022 09:14

Page 1 / 1






Rank	Bib	Name	Country Code	Time	Time Behind	Remarks
Final 1/2						
1	14	Geiny Carmela PAJARO GUZMAN	COL	10.773	0.000	
2	53	Ying-Chu CHEN	TPE	10.854	+0.081	
Final 3/4						
3	43	Asja VARANI	ITA	11.057	0.000	
4	10	Maria Jose MOYA SEPULVEDA	CHI	11.075	+0.018	
Quarterfinals						
5	26	Mathilde PEDRONNO	FRA	10.988	+0.095	
6	23	Nerea LANGA TORRES	ESP	11.086	+0.256	
7	33	Idalis Frezeida de LEON PALACIOS	GUA	11.206	+0.348	
8	57	Jazzmyn Elaina FOSTER	USA	11.492	+0.874	
Preliminary						
9	47	Carolina HUERTA CARDENAS	MEX	11.381	0.000	
10	60	Solymer del Valle VIVAS JAMES	VEN	11.559	0.000	
11	39	Varsha Sriramakrishna PURANIK	IND	11.594	+0.213	
12	36	Karinne Tsz Ching TAM	HKG	11.861	+0.542	
13	3	Micaela SIRI	ARG	11.986	+1.076	
14	30	Anna Laethisia SCHIMEK	GER	12.634	+1.959	
15	18	Adriana CANTILLO TUNDIDOR	CUB	DNS		

Chief Referee

President of CEC

Secretary

Legend:
DNS Did Not Start

Timing and Results provided by  TISSOT





Medallists

Medal	Name	Country
GOLD	Geiny Carmela PAJARO GUZMAN	COL - Colombia
SILVER	Ying-Chu CHEN	TPE - Chinese Taipei
BRONZE	Asja VARANI	ITA - Italy



Start List

Bib	Name	Country Code	Remarks
Heat 1			
14	Geiny Carmela PAJARO GUZMAN	COL	
53	Ying-Chu CHEN	TPE	

Chief Referee

President of CEC

Secretary





Official Results

Rank	Bib	Name	Country Code	Time	Time Behind	Remarks
Heat 1						
1	14	Geiny Carmela PAJARO GUZMAN	COL	10.773	0.000	
2	53	Ying-Chu CHEN	TPE	10.854	+0.081	

Chief Referee

President of CEC

Secretary





Start List

Bib	Name	Country Code	Remarks
Heat 1			
53	Ying-Chu CHEN	TPE	
43	Asja VARANI	ITA	
Heat 2			
14	Geiny Carmela PAJARO GUZMAN	COL	
10	Maria Jose MOYA SEPULVEDA	CHI	

Chief Referee

President of CEC

Secretary





Official Results


Rank	Bib	Name	Country Code	Time	Time Behind	Remarks
Heat 1						
1	53	Ying-Chu CHEN	TPE	11.000	0.000	Q
2	43	Asja VARANI	ITA	11.153	+0.153	
Heat 2						
1	14	Geiny Carmela PAJARO GUZMAN	COL	10.630	0.000	Q
2	10	Maria Jose MOYA SEPULVEDA	CHI	11.022	+0.392	

Chief Referee

President of CEC

Secretary

Legend:
Q Qualified

Timing and Results provided by  TISSOT





Start List

Bib	Name	Country Code	Remarks
Heat 1			
10	Maria Jose MOYA SEPULVEDA	CHI	
26	Mathilde PEDRONNO	FRA	
Heat 2			
53	Ying-Chu CHEN	TPE	
23	Nerea LANGA TORRES	ESP	
Heat 3			
43	Asja VARANI	ITA	
33	Idalis Frezeida de LEON PALACIOS	GUA	
Heat 4			
14	Geiny Carmela PAJARO GUZMAN	COL	
57	Jazzmyn Elaina FOSTER	USA	

Chief Referee


President of CEC

Secretary

.....

.....

.....

Timing and Results provided by  **TISSOT**





Official Results

Rank	Bib	Name	Country Code	Time	Time Behind	Remarks
Heat 1						
1	10	Maria Jose MOYA SEPULVEDA	CHI	10.893	0.000	Q
2	26	Mathilde PEDRONNO	FRA	10.988	+0.095	
Heat 2						
1	53	Ying-Chu CHEN	TPE	10.830	0.000	Q
2	23	Nerea LANGA TORRES	ESP	11.086	+0.256	
Heat 3						
1	43	Asja VARANI	ITA	10.858	0.000	Q
2	33	Idalis Frezeida de LEON PALACIOS	GUA	11.206	+0.348	
Heat 4						
1	14	Geiny Carmela PAJARO GUZMAN	COL	10.618	0.000	Q
2	57	Jazzmyn Elaina FOSTER	USA	11.492	+0.874	

Chief Referee

President of CEC

Secretary

Legend:
Q Qualified

Timing and Results provided by  TISSOT

RSRWSPRT100-----QFNL-----_C73B 1

Report Created SUN 10 JUL 2022 11:26

Page 1 / 1





Start List

Bib	Name	Country Code	Remarks
Heat 1			
57	Jazzmyn Elaina FOSTER	USA	
Heat 2			
39	Varsha Sriramakrishna PURANIK	IND	
47	Carolina HUERTA CARDENAS	MEX	
Heat 3			
33	Idalis Frezeida de LEON PALACIOS	GUA	
36	Karinne Tsz Ching TAM	HKG	
Heat 4			
60	Solymer del Valle VIVAS JAMES	VEN	
18	Adriana CANTILLO TUNDIDOR	CUB	
Heat 5			
43	Asja VARANI	ITA	
3	Micaela SIRI	ARG	
Heat 6			
10	Maria Jose MOYA SEPULVEDA	CHI	
53	Ying-Chu CHEN	TPE	
Heat 7			
23	Nerea LANGA TORRES	ESP	
26	Mathilde PEDRONNO	FRA	
Heat 8			
14	Geiny Carmela PAJARO GUZMAN	COL	
30	Anna Laethisia SCHIMEK	GER	

Chief Referee


President of CEC

Secretary

.....

.....

.....

Timing and Results provided by 





Official Results

Rank	Bib	Name	Country Code	Time	Time Behind	Remarks
Heat 1						
1	57	Jazzmyn Elaina FOSTER	USA	11.357	0.000 Q	
Heat 2						
1	47	Carolina HUERTA CARDENAS	MEX	11.381	0.000	
2	39	Varsha Sriramakrishna PURANIK	IND	11.594	+0.213	
Heat 3						
1	33	Idalis Frezeida de LEON PALACIOS	GUA	11.319	0.000 Q	
2	36	Karinne Tsz Ching TAM	HKG	11.861	+0.542	
Heat 4						
1	60	Solymer del Valle VIVAS JAMES	VEN	11.559	0.000	
	18	Adriana CANTILLO TUNDIDOR	CUB	DNS		
Heat 5						
1	43	Asja VARANI	ITA	10.910	0.000 Q	
2	3	Micaela SIRI	ARG	11.986	+1.076	
Heat 6						
1	53	Ying-Chu CHEN	TPE	10.916	0.000 Q	
2	10	Maria Jose MOYA SEPULVEDA	CHI	10.960	+0.044 Q	
Heat 7						
1	26	Mathilde PEDRONNO	FRA	10.965	0.000 Q	
2	23	Nerea LANGA TORRES	ESP	11.019	+0.054 Q	
Heat 8						
1	14	Geiny Carmela PAJARO GUZMAN	COL	10.675	0.000 Q	
2	30	Anna Laethisia SCHIMEK	GER	12.634	+1.959	

Chief Referee

President of CEC

Secretary

Legend:
DNS Did Not Start

Q Qualified

Timing and Results provided by 

RSRWSPRT100-----PREL-----_C73B 1

Report Created SUN 10 JUL 2022 10:13

Page 1 / 1





Speed Skating Road

Women's 1 Lap






Entry List by Event

As of SUN 10 JUL 2022

Country	Bib Number	Name	Date of Birth
ARG - Argentina	3	Micaela SIRI	20 JUN 1997
CHI - Chile	10	Maria Jose MOYA SEPULVEDA	9 JUN 1989
COL - Colombia	14	Geiny Carmela PAJARO GUZMAN	17 AUG 1997
CUB - Cuba	18	Adriana CANTILLO TUNDIDOR	17 JAN 1997
ESP - Spain	23	Nerea LANGA TORRES	8 JUN 2001
FRA - France	26	Mathilde PEDRONNO	3 DEC 2000
GER - Germany	30	Anna Laethisia SCHIMEK	5 DEC 1992
GUA - Guatemala	33	Idalis Frezeida de LEON PALACIOS	9 JUN 1998
HKG - Hong Kong, China	36	Karinne Tsz Ching TAM	17 SEP 1993
IND - India	39	Varsha Sriramakrishna PURANIK	24 SEP 1987
ITA - Italy	43	Asja VARANI	17 MAR 2001
MEX - Mexico	47	Carolina HUERTA CARDENAS	1 NOV 1997
TPE - Chinese Taipei	53	Ying-Chu CHEN	18 FEB 1995
USA - United States of America	57	Jazzmyn Elaina FOSTER	16 APR 2000
VEN - Venezuela	60	Solymar del Valle VIVAS JAMES	15 NOV 1993

Note:
All changes are available in INFO

Timing and Results provided by  TISSOT

RSRW1LAP-----_C32C 1

Report Created SUN 10 JUL 2022 15:27

Page 1 / 1





Rank	Bib	Name	Country Code	Time	Time Behind	Remarks
------	-----	------	--------------	------	-------------	---------

Final

1	23	Nerea LANGA TORRES	ESP	1:09.28	0.00	
2	26	Mathilde PEDRONNO	FRA	1:09.95	+0.67	
3	53	Ying-Chu CHEN	TPE	1:12.29	+3.01	
4	14	Geiny Carmela PAJARO GUZMAN	COL	1:13.22	+3.94	

Semifinal

5	30	Anna Laethisia SCHIMEK	GER	1:09.99	+0.32	
6	60	Solymer del Valle VIVAS JAMES	VEN	1:10.52	+0.85	
7	33	Idalis Frezeida de LEON PALACIOS	GUA	1:13.60	+1.26	
	47	Carolina HUERTA CARDENAS	MEX	DSQ		

Preliminary

8	43	Asja VARANI	ITA	1:12.93	+2.84	
9	39	Varsha Sriramakrishna PURANIK	IND	1:13.26	+0.60	
10	3	Micaela SIRI	ARG	1:13.33	+2.70	
11	57	Jazzmyn Elaina FOSTER	USA	1:14.06	+3.97	
12	36	Karinne Tsz Ching TAM	HKG	1:18.98	+6.32	
	18	Adriana CANTILLO TUNDIDOR	CUB	DNS		
	10	Maria Jose MOYA SEPULVEDA	CHI	DNS		


Chief Referee

President of CEC

Secretary

Legend:
DNS Did Not Start

DSQ Disqualified

Timing and Results provided by  TISSOT





Medallists

Medal	Name	Country
GOLD	Nerea LANGA TORRES	ESP - Spain
SILVER	Mathilde PEDRONNO	FRA - France
BRONZE	Ying-Chu CHEN	TPE - Chinese Taipei





Start List

Bib	Name	Country Code	Remarks
Heat 1			
53	Ying-Chu CHEN	TPE	
23	Nerea LANGA TORRES	ESP	
26	Mathilde PEDRONNO	FRA	
14	Geiny Carmela PAJARO GUZMAN	COL	

Chief Referee

President of CEC

Secretary





Official Results

Rank	Bib	Name	Country Code	Time	Time Behind	Remarks
Heat 1						
1	23	Nerea LANGA TORRES	ESP	1:09.28	0.00	
2	26	Mathilde PEDRONNO	FRA	1:09.95	+0.67	
3	53	Ying-Chu CHEN	TPE	1:12.29	+3.01	
4	14	Geiny Carmela PAJARO GUZMAN	COL	1:13.22	+3.94	

Chief Referee

President of CEC

Secretary





Start List

Bib	Name	Country Code	Remarks
-----	------	--------------	---------

Heat 1

30	Anna Laethisia SCHIMEK	GER	
53	Ying-Chu CHEN	TPE	
60	Solymer del Valle VIVAS JAMES	VEN	
26	Mathilde PEDRONNO	FRA	

Heat 2

14	Geiny Carmela PAJARO GUZMAN	COL	
23	Nerea LANGA TORRES	ESP	
33	Idalis Frezeida de LEON PALACIOS	GUA	
47	Carolina HUERTA CARDENAS	MEX	

Chief Referee


President of CEC

Secretary

.....

.....

.....

Timing and Results provided by  **TISSOT**

RSRW1LAP-----SFNL-----_C51B 1

Report Created MON 11 JUL 2022 08:28

Page 1 / 1





Official Results

Rank	Bib	Name	Country Code	Time	Time Behind	Remarks
------	-----	------	--------------	------	-------------	---------

Heat 1

1	53	Ying-Chu CHEN	TPE	1:09.67	0.00 Q	
2	26	Mathilde PEDRONNO	FRA	1:09.82	+0.15 Q	
3	30	Anna Laethisia SCHIMEK	GER	1:09.99	+0.32	
4	60	Solymar del Valle VIVAS JAMES	VEN	1:10.52	+0.85	

Heat 2

1	23	Nerea LANGA TORRES	ESP	1:12.34	0.00 Q	
2	14	Geiny Carmela PAJARO GUZMAN	COL	1:13.23	+0.89 Q	RR
3	33	Idalis Frezeida de LEON PALACIOS	GUA	1:13.60	+1.26	
	47	Carolina HUERTA CARDENAS	MEX	DSQ		


Chief Referee

President of CEC

Secretary

Legend:
DSQ Disqualified

Q Qualified

Timing and Results provided by  TISSOT

RSRW1LAP-----SFNL-----_C73B 2

Report Created MON 11 JUL 2022 11:36

Page 1 / 1





Start List

Bib	Name	Country Code	Remarks
Heat 1			
14	Geiny Carmela PAJARO GUZMAN	COL	
3	Micaela SIRI	ARG	
60	Solymer del Valle VIVAS JAMES	VEN	
Heat 2			
30	Anna Laethisia SCHIMEK	GER	
43	Asja VARANI	ITA	
18	Adriana CANTILLO TUNDIDOR	CUB	
57	Jazzmyn Elaina FOSTER	USA	
Heat 3			
23	Nerea LANGA TORRES	ESP	
53	Ying-Chu CHEN	TPE	
33	Idalis Frezeida de LEON PALACIOS	GUA	
47	Carolina HUERTA CARDENAS	MEX	
Heat 4			
26	Mathilde PEDRONNO	FRA	
10	Maria Jose MOYA SEPULVEDA	CHI	
36	Karinne Tsz Ching TAM	HKG	
39	Varsha Sriramakrishna PURANIK	IND	

Chief Referee


President of CEC

Secretary

.....

.....

.....

Timing and Results provided by  TISSOT





Official Results

Rank	Bib	Name	Country Code	Time	Time Behind	Remarks
Heat 1						
1	14	Geiny Carmela PAJARO GUZMAN	COL	1:10.63	0.00 Q	
2	60	Solymar del Valle VIVAS JAMES	VEN	1:11.91	+1.28 Q	
3	3	Micaela SIRI	ARG	1:13.33	+2.70	
Heat 2						
1	30	Anna Laethisia SCHIMEK	GER	1:10.09	0.00 Q	
2	43	Asja VARANI	ITA	1:12.93	+2.84	
3	57	Jazzmyn Elaina FOSTER	USA	1:14.06	+3.97	
	18	Adriana CANTILLO TUNDIDOR	CUB	DNS		
Heat 3						
1	23	Nerea LANGA TORRES	ESP	1:10.83	0.00 Q	
2	53	Ying-Chu CHEN	TPE	1:10.85	+0.02 Q	
3	33	Idalis Frezeida de LEON PALACIOS	GUA	1:12.26	+1.43 Q	
4	47	Carolina HUERTA CARDENAS	MEX	1:12.51	+1.68 Q	
Heat 4						
1	26	Mathilde PEDRONNO	FRA	1:12.66	0.00 Q	
2	39	Varsha Sriramakrishna PURANIK	IND	1:13.26	+0.60	
3	36	Karinne Tsz Ching TAM	HKG	1:18.98	+6.32	
	10	Maria Jose MOYA SEPULVEDA	CHI	DNS		


Chief Referee

President of CEC

Secretary

Legend:
DNS Did Not Start

Q Qualified

Timing and Results provided by  TISSOT





Speed Skating Road

Women's Point Race 10,000m






Entry List by Event

As of SUN 10 JUL 2022

Country	Bib Number	Name	Date of Birth
ARG - Argentina	4	Rocio BERBER ALT	31 JUL 1990
CHI - Chile	11	Alejandra Andrea TRASLAVINA LOPEZ	3 MAY 1987
COL - Colombia	15	Johana VIVEROS MONDRAGON	3 APR 1994
CRC - Costa Rica	17	Yuliana Gabriela ABARCA GODOY	11 JUL 1992
ECU - Ecuador	21	Gabriela VARGAS SARMIENTO	28 JAN 1998
FRA - France	27	Marine Claire Renee LEFEUVRE	12 FEB 1997
GER - Germany	31	Larissa Ursula GAISER	28 AUG 1998
GUA - Guatemala	34	Angelica Marisol DIAZ GARCIA	10 MAR 1997
HKG - Hong Kong, China	35	Vanessa Natalie WONG	7 MAR 1993
HUN - Hungary	37	Dominika GARDI	13 MAY 1998
IND - India	40	Aarathy KASTURI RAJ	22 MAY 1994
ITA - Italy	44	Luisa Sophie WOOLAWAY	4 DEC 1999
MEX - Mexico	48	Valentina Alejandra LETELIER CARTA.	21 AUG 1991
TPE - Chinese Taipei	54	Yung-Chi YANG	30 SEP 1998
USA - United States of America	58	Kelsey Renee RODGERS	17 JUL 1996
VEN - Venezuela	61	Angy Anabela QUINTERO VALERA	12 NOV 1998

Note:
All changes are available in INFO

Timing and Results provided by  **TISSOT**

RSRWPOIN10KM-----_C32C 1

Report Created SUN 10 JUL 2022 09:15

Page 1 / 1





Medallists

Medal	Name	Country
GOLD	Gabriela VARGAS SARMIENTO	ECU - Ecuador
SILVER	Johana VIVEROS MONDRAGON	COL - Colombia
BRONZE	Marine Claire Renee LEFEUVRE	FRA - France



Start List

Bib	Name	Country Code	Remarks
4	Rocio BERBER ALT	ARG	
11	Alejandra Andrea TRASLAVINA LOPEZ	CHI	
15	Johana VIVEROS MONDRAGON	COL	
17	Yuliana Gabriela ABARCA GODOY	CRC	
21	Gabriela VARGAS SARMIENTO	ECU	
27	Marine Claire Renee LEFEUVRE	FRA	
31	Larissa Ursula GAISER	GER	
34	Angelica Marisol DIAZ GARCIA	GUA	
35	Vanessa Natalie WONG	HKG	
37	Dominika GARDI	HUN	
40	Aarathy KASTURI RAJ	IND	
44	Luisa Sophie WOOLAWAY	ITA	
48	Valentina Alejandra LETELIER CARTA.	MEX	
54	Yung-Chi YANG	TPE	
58	Kelsey Renee RODGERS	USA	
61	Angy Anabela QUINTERO VALERA	VEN	



Official Results

Rank	Bib	Name	Country Code	Points in Race	Discipline
1	21	Gabriela VARGAS SARMIENTO	ECU	12	
2	15	Johana VIVEROS MONDRAGON	COL	10	W1
3	27	Marine Claire Renee LEFEUVRE	FRA	8	
4	48	Valentina Alejandra LETELIER CARTA.	MEX	5	W1
5	40	Aarathy KASTURI RAJ	IND	2	
6	4	Rocio BERBER ALT	ARG	2	
7	61	Angy Anabela QUINTERO VALERA	VEN	2	
8	54	Yung-Chi YANG	TPE	1	
9	31	Larissa Ursula GAISER	GER		
10	11	Alejandra Andrea TRASLAVINA LOPEZ	CHI		
11	37	Dominika GARDI	HUN		
12	34	Angelica Marisol DIAZ GARCIA	GUA		
13	44	Luisa Sophie WOOLAWAY	ITA		
14	58	Kelsey Renee RODGERS	USA		
	35	Vanessa Natalie WONG	HKG	DNF	
	17	Yuliana Gabriela ABARCA GODOY	CRC	DNF	

Time of the Race: 19:05.236

Competitors/NOCs					
Entries	Ranked	DNS	DNF	DSQ	DQB
16/16	14		2		

Chief Referee

President of CEC


Secretary

.....

.....

.....

Legend:	DNF Did Not Finish	DNS Did Not Start	DQB Disqualified for unsportsmanlike behaviour
	DSQ Disqualified		

Timing and Results provided by  TISSOT





Speed Skating Road

Women's Elimination Race
15,000m





Entry List by Event

As of SUN 10 JUL 2022

Country	Bib Number	Name	Date of Birth
ARG - Argentina	4	Rocio BERBER ALT	31 JUL 1990
CHI - Chile	11	Alejandra Andrea TRASLAVINA LOPEZ	3 MAY 1987
COL - Colombia	15	Johana VIVEROS MONDRAGON	3 APR 1994
CRC - Costa Rica	17	Yuliana Gabriela ABARCA GODOY	11 JUL 1992
ECU - Ecuador	21	Gabriela VARGAS SARMIENTO	28 JAN 1998
FRA - France	27	Marine Claire Renee LEFEUVRE	12 FEB 1997
GER - Germany	31	Larissa Ursula GAISER	28 AUG 1998
GUA - Guatemala	34	Angelica Marisol DIAZ GARCIA	10 MAR 1997
HKG - Hong Kong, China	35	Vanessa Natalie WONG	7 MAR 1993
HUN - Hungary	37	Dominika GARDI	13 MAY 1998
IND - India	40	Aarathy KASTURI RAJ	22 MAY 1994
ITA - Italy	44	Luisa Sophie WOOLAWAY	4 DEC 1999
MEX - Mexico	48	Valentina Alejandra LETELIER CARTA.	21 AUG 1991
TPE - Chinese Taipei	54	Yung-Chi YANG	30 SEP 1998
USA - United States of America	58	Kelsey Renee RODGERS	17 JUL 1996
VEN - Venezuela	61	Angy Anabela QUINTERO VALERA	12 NOV 1998

Note:
All changes are available in INFO

Timing and Results provided by 

RSRWELIM15KM-----_C32C 1

Report Created SUN 10 JUL 2022 15:27

Page 1 / 1



Medallists

Medal	Name	Country
GOLD	Johana VIVEROS MONDRAGON	COL - Colombia
SILVER	Valentina Alejandra LETELIER CARTA.	MEX - Mexico
BRONZE	Marine Claire Renee LEFEUVRE	FRA - France





Start List

Bib	Name	Country Code	Remarks
4	Rocio BERBER ALT	ARG	
11	Alejandra Andrea TRASLAVINA LOPEZ	CHI	
15	Johana VIVEROS MONDRAGON	COL	
17	Yuliana Gabriela ABARCA GODOY	CRC	
21	Gabriela VARGAS SARMIENTO	ECU	
27	Marine Claire Renee LEFEUVRE	FRA	
31	Larissa Ursula GAISER	GER	
34	Angelica Marisol DIAZ GARCIA	GUA	
35	Vanessa Natalie WONG	HKG	
37	Dominika GARDI	HUN	
40	Aarathy KASTURI RAJ	IND	
44	Luisa Sophie WOOLAWAY	ITA	
48	Valentina Alejandra LETELIER CARTA.	MEX	
54	Yung-Chi YANG	TPE	
58	Kelsey Renee RODGERS	USA	
61	Angy Anabela QUINTERO VALERA	VEN	



Official Results

Rank	Bib	Name	Country Code	Avg Speed (km/h)	Time	Time Behind	Discipline
1	15	Johana VIVEROS MONDRAGON	COL		29:32.728	0.000	
2	48	Valentina Alejandra LETELIER CARTA.	MEX		29:33.173	+0.445	
3	27	Marine Claire Renee LEFEUVRE	FRA		29:33.895	+1.167	
4	11	Alejandra Andrea TRASLAVINA LOPEZ	CHI		30:45.948	+1:13.220	
5	61	Angy Anabela QUINTERO VALERA	VEN		EL		
6	21	Gabriela VARGAS SARMIENTO	ECU		EL		
7	40	Aarathy KASTURI RAJ	IND		EL		
8	31	Larissa Ursula GAISER	GER		EL		
9	54	Yung-Chi YANG	TPE		EL		
10	34	Angelica Marisol DIAZ GARCIA	GUA		EL		
11	37	Dominika GARDI	HUN		EL		
12	44	Luisa Sophie WOOLAWAY	ITA		EL		
13	58	Kelsey Renee RODGERS	USA		EL		
14	4	Rocio BERBER ALT	ARG		EL		
15	35	Vanessa Natalie WONG	HKG		EL		
16	17	Yuliana Gabriela ABARCA GODOY	CRC		EL		

Competitors/NOCs					
Entries	Ranked	DNS	DNF	DSQ	DQB
16/16	16				

Chief Referee

President of CEC


Secretary

.....

.....

.....

Legend:	DNF Did Not Finish	DNS Did Not Start	DQB Disqualified for unsportsmanlike behaviour
	DSQ Disqualified	EL Eliminated	

Timing and Results provided by 



RESULTS BOOK



Speed Skating Track





37	Speed Skating Track	3409
37.1	Table of Contents	3410
37.2	Competition Schedule	3414
37.3	Number of Entries by Country	3415
37.4	Entry List by Country	3416
37.4.1	Men	3416
37.4.2	Women	3418
37.5	Medallists by Event	3420
37.6	Medal Standings	3421
37.7	Men's Time Trial 200m	3422
37.7.1	Entry List by Event	3423
37.7.2	Official Final Results	3424
37.7.3	Medallists	3425
37.7.4	Final	3426
37.7.4.1	Start List	3426
37.7.4.2	Official Results	3427
37.7.5	Qualification	3428
37.7.5.1	Start List	3428
37.7.5.2	Official Results	3429
37.8	Men's Sprint 500m	3430
37.8.1	Entry List by Event	3431
37.8.2	Official Final Results	3432
37.8.3	Medallists	3433
37.8.4	Final	3434
37.8.4.1	Start List	3434
37.8.4.2	Official Results	3435
37.8.5	Semifinals	3436
37.8.5.1	Start List	3436
37.8.5.2	Official Results	3437
37.8.6	Preliminary Round	3438
37.8.6.1	Start List	3438
37.8.6.2	Official Results	3439
37.9	Men's Sprint 1,000m	3440
37.9.1	Entry List by Event	3441
37.9.2	Official Final Results	3442
37.9.3	Medallists	3443
37.9.4	Final	3444

37.9.4.1	Start List	3444
37.9.4.2	Official Results	3445
37.9.5	Semifinals	3446
37.9.5.1	Start List	3446
37.9.5.2	Official Results	3447
37.9.6	Preliminary Round	3448
37.9.6.1	Start List	3448
37.9.6.2	Official Results	3449
37.10	Men's Point Elimination 10,000m	3450
37.10.1	Entry List by Event	3451
37.10.2	Medallists	3452
37.10.3	Final	3453
37.10.3.1	Start List	3453
37.10.3.2	Official Results	3454
37.11	Men's Elimination Race 10,000m	3455
37.11.1	Entry List by Event	3456
37.11.2	Medallists	3457
37.11.3	Final	3458
37.11.3.1	Start List	3458
37.11.3.2	Official Results	3459
37.12	Women's Time Trial 200m	3460
37.12.1	Entry List by Event	3461
37.12.2	Official Final Results	3462
37.12.3	Medallists	3463
37.12.4	Final	3464
37.12.4.1	Start List	3464
37.12.4.2	Official Results	3465
37.12.5	Qualification	3466
37.12.5.1	Start List	3466
37.12.5.2	Official Results	3467
37.13	Women's Sprint 500m	3468
37.13.1	Entry List by Event	3469
37.13.2	Official Final Results	3470
37.13.3	Medallists	3471
37.13.4	Final	3472
37.13.4.1	Start List	3472
37.13.4.2	Official Results	3473
37.13.5	Semifinals	3474
37.13.5.1	Start List	3474
37.13.5.2	Official Results	3475
37.13.6	Preliminary Round	3476
37.13.6.1	Start List	3476
37.13.6.2	Official Results	3477
37.14	Women's Sprint 1,000m	3478

37.14.1	Entry List by Event	3479
37.14.2	Official Final Results	3480
37.14.3	Medallists	3481
37.14.4	Final	3482
37.14.4.1	Start List	3482
37.14.4.2	Official Results	3483
37.14.5	Semifinals	3484
37.14.5.1	Start List	3484
37.14.5.2	Official Results	3485
37.14.6	Preliminary Round	3486
37.14.6.1	Start List	3486
37.14.6.2	Official Results	3487
37.15	Women's Point Elimination 10,000m	3488
37.15.1	Entry List by Event	3489
37.15.2	Medallists	3490
37.15.3	Final	3491
37.15.3.1	Start List	3491
37.15.3.2	Official Results	3492
37.16	Women's Elimination Race 10,000m	3493
37.16.1	Entry List by Event	3494
37.16.2	Medallists	3495
37.16.3	Final	3496
37.16.3.1	Start List	3496
37.16.3.2	Official Results	3497




Competition Schedule

As of FRI 8 JUL 2022

Date	Start Time	Estimated Finish time	Event	
FRI 8 JUL	08:00	08:24	Women's Time Trial 200m, Qualification	
	08:30	08:54	Men's Time Trial 200m, Qualification	
	09:30	09:42	Women's Time Trial 200m, Final	
	09:48	10:03	Men's Time Trial 200m, Final	
	11:00	11:16	Women's Sprint 500m, Qualification	
	11:20	11:32	Men's Sprint 500m, Qualification	
	15:30	15:38	Women's Sprint 500m, Semifinal	
	15:40	15:48	Men's Sprint 500m, Semifinal	
	16:00	16:25	Women's Point Elimination 10,000m, Final	
	16:35	17:00	Men's Point Elimination 10,000m, Final	
	17:05	17:10	Women's Sprint 500m, Final	
	17:15	17:20	Men's Sprint 500m, Final	
	SAT 9 JUL	09:30	09:50	Women's Sprint 1,000m, Qualification
		09:55	10:15	Men's Sprint 1,000m, Qualification
		11:10	11:18	Women's Sprint 1,000m, Semifinal
11:24		11:32	Men's Sprint 1,000m, Semifinal	
12:20		12:24	Women's Sprint 1,000m, Final	
12:29		12:33	Men's Sprint 1,000m, Final	
17:00		17:25	Women's Elimination Race 10,000m, Final	
17:35		18:00	Men's Elimination Race 10,000m, Final	

Note:
Schedule is subject to change

Timing and Results provided by  TISSOT





Number of Entries by Country

As of FRI 8 JUL 2022

Country	Men	Women	Total
ARG - Argentina	2	2	4
AUT - Austria	1		1
BEL - Belgium	1		1
BRA - Brazil		1	1
CHI - Chile	2	2	4
COL - Colombia	2	2	4
CRC - Costa Rica	1	1	2
CUB - Cuba		1	1
CZE - Czech Republic	1		1
ECU - Ecuador	1	1	2
ESP - Spain	1	1	2
FRA - France	2	2	4
GER - Germany	2	2	4
GUA - Guatemala	1	2	3
HKG - Hong Kong, China		2	2
HUN - Hungary		1	1
IND - India	1	2	3
ITA - Italy	2	2	4
MEX - Mexico	2	2	4
PAR - Paraguay	1		1
POR - Portugal	1		1
TPE - Chinese Taipei	2	2	4
USA - United States of America	2	2	4
VEN - Venezuela	1	2	3
Total:	24	32	61





Entry List by Country

As of THU 7 JUL 2022

Country	Name	Date of Birth	Height m / ft in	Weight kg / lbs
ARG - Argentina	Francisco Manuel REYES PETRELLI	24 JUL 2000		
	Santiago Ariel ROUMEC	14 AUG 1993		
AUT - Austria	Christian KROMOSER	5 MAR 1993		
BEL - Belgium	Bart Rene SWINGS	12 FEB 1991		
CHI - Chile	Hugo Diego RAMIREZ BOADA	5 JUL 1993		
	Ricardo Cristopher VERDUGO CAMPOS	30 OCT 1986		
COL - Colombia	Andres Mauricio JIMENEZ TORRES	3 AUG 1994		
	Daniel ZAPATA MARTINEZ	27 SEP 1991		
CRC - Costa Rica	Bayron Francisco SILES VEGA	9 MAR 1993		
CZE - Czech Republic	Michal PROKOP	31 JAN 1996		
ECU - Ecuador	David Ariel SARMIENTO MOSCOSO	10 MAR 2000		
ESP - Spain	Francisco Jose PEULA CABELLO	1 JUN 1988		
FRA - France	Martin FERRIE	18 JAN 1998		
	Yvan SIVILIER	27 DEC 2000		
GER - Germany	Nils BUHNEMANN	26 SEP 2000		
	Simon ALBRECHT	29 MAY 1995		
GUA - Guatemala	Walter Rafael URRUTIA MEIJA	25 JUN 1998		
IND - India	Dhanush BABU	6 JAN 1996		
ITA - Italy	Duccio MARSILI	12 DEC 1996		
	Giuseppe BRAMANTE	23 SEP 1997		
MEX - Mexico	Jorge Luis MARTINEZ MORALES	12 FEB 1988		
	Mike Alejandro PAEZ CUELLAR	22 MAR 1994		
PAR - Paraguay	Jose Daniel MONCADA SILVA	20 AUG 2001		
POR - Portugal	Miguel FONSECA BRAVO	13 JAN 1998		
TPE - Chinese Taipei	Chang-Chin KU	25 SEP 1995		
	Li-Yang KUO	1 AUG 2003		
USA - United States of America	James Robert SADLER	1 APR 2002		
	Michael GARCIA	12 JUN 1991		

Timing and Results provided by  TISSOT





Entry List by Country

As of THU 7 JUL 2022

Country	Name	Date of Birth	Height m / ft in	Weight kg / lbs
VEN - Venezuela	Carlos Arturo TARAZONA ROPERO	19 AUG 1996		





Entry List by Country

As of THU 7 JUL 2022

Country	Name	Date of Birth	Height m / ft in	Weight kg / lbs
ARG - Argentina	Micaela SIRI	20 JUN 1997		
	Rocio BERBER ALT	31 JUL 1990		
BRA - Brazil	Sofia SERRANO SCHEIBLER	14 NOV 1994		
CHI - Chile	Alejandra Andrea TRASLAVINA LOPEZ	3 MAY 1987		
	Maria Jose MOYA SEPULVEDA	9 JUN 1989		
COL - Colombia	Geiny Carmela PAJARO GUZMAN	17 AUG 1997		
	Johana VIVEROS MONDRAGON	3 APR 1994		
CRC - Costa Rica	Yuliana Gabriela ABARCA GODOY	11 JUL 1992		
CUB - Cuba	Adriana CANTILLO TUNDIDOR	17 JAN 1997		
ECU - Ecuador	Gabriela VARGAS SARMIENTO	28 JAN 1998		
ESP - Spain	Nerea LANGA TORRES	8 JUN 2001		
FRA - France	Marine Claire Renee LEFEUVRE	12 FEB 1997		
	Mathilde PEDRONNO	3 DEC 2000		
GER - Germany	Anna Laethisia SCHIMEK	5 DEC 1992		
	Larissa Ursula GAISER	28 AUG 1998		
GUA - Guatemala	Angelica Marisol DIAZ GARCIA	10 MAR 1997		
	Idalis Frezeida de LEON PALACIOS	9 JUN 1998		
HKG - Hong Kong, China	Karinne Tsz Ching TAM	17 SEP 1993		
	Vanessa Natalie WONG	7 MAR 1993		
HUN - Hungary	Dominika GARDI	13 MAY 1998		
IND - India	Aarathy KASTURI RAJ	22 MAY 1994		
	Varsha Sriramakrishna PURANIK	24 SEP 1987		
ITA - Italy	Asja VARANI	17 MAR 2001		
	Luisa Sophie WOOLAWAY	4 DEC 1999		
MEX - Mexico	Carolina HUERTA CARDENAS	1 NOV 1997		
	Valentina Alejandra LETELIER CARTA.	21 AUG 1991		
TPE - Chinese Taipei	Ying-Chu CHEN	18 FEB 1995		
	Yung-Chi YANG	30 SEP 1998		

Timing and Results provided by  TISSOT

RSTW-----_C32A 1

Report Created THU 7 JUL 2022 20:27

Page 1 / 2





Entry List by Country

As of THU 7 JUL 2022

Country	Name	Date of Birth	Height m / ft in	Weight kg / lbs
USA - United States of America	Jazzmyn Elaina FOSTER	16 APR 2000		
	Kelsey Renee RODGERS	17 JUL 1996		
VEN - Venezuela	Angy Anabela QUINTERO VALERA	12 NOV 1998		
	Solyimar del Valle VIVAS JAMES	15 NOV 1993		





Medallists by Event

As of SUN 10 JUL 2022

After 10 of 10 Events

Event Name	Date	Medal	Name	Country Code
Men's Point Elimination 10,000m	FRI 8 JUL	GOLD	Bart Rene SWINGS	BEL
		SILVER	Martin FERRIE	FRA
		BRONZE	Nils BUHNEMANN	GER
Men's Sprint 500m	FRI 8 JUL	GOLD	Andres Mauricio JIMENEZ TORRES	COL
		SILVER	Duccio MARSILI	ITA
		BRONZE	Li-Yang KUO	TPE
Women's Point Elimination 10,000m	FRI 8 JUL	GOLD	Johana VIVEROS MONDRAGON	COL
		SILVER	Marine Claire Renee LEFEUVRE	FRA
		BRONZE	Gabriela VARGAS SARMIENTO	ECU
Women's Time Trial 200m	FRI 8 JUL	GOLD	Geiny Carmela PAJARO GUZMAN	COL
		SILVER	Asja VARANI	ITA
		BRONZE	Ying-Chu CHEN	TPE
Women's Sprint 500m	FRI 8 JUL	GOLD	Anna Laethisia SCHIMEK	GER
Men's Time Trial 200m	FRI 8 JUL	GOLD	Duccio MARSILI	ITA
		SILVER	Andres Mauricio JIMENEZ TORRES	COL
		BRONZE	Yvan SIVILIER	FRA
Women's Sprint 1,000m	SAT 9 JUL	GOLD	Johana VIVEROS MONDRAGON	COL
		SILVER	Angy Anabela QUINTERO VALERA	VEN
		BRONZE	Gabriela VARGAS SARMIENTO	ECU
Men's Sprint 1,000m	SAT 9 JUL	GOLD	Duccio MARSILI	ITA
		SILVER	Ricardo Cristopher VERDUGO CAMPOS	CHI
		BRONZE	Bart Rene SWINGS	BEL
Women's Elimination Race 10,000m	SAT 9 JUL	GOLD	Johana VIVEROS MONDRAGON	COL
		SILVER	Alejandra Andrea TRASLAVINA LOPEZ	CHI
		BRONZE	Gabriela VARGAS SARMIENTO	ECU
Men's Elimination Race 10,000m	SUN 10 JUL	GOLD	Bart Rene SWINGS	BEL
		SILVER	Daniel ZAPATA MARTINEZ	COL
		BRONZE	Giuseppe BRAMANTE	ITA

Timing and Results provided by  TISSOT

RST-----_C93 9

Report Created SUN 10 JUL 2022 08:23

Page 1 / 1






Medal Standings

As of SUN 10 JUL 2022

After 10 of 10 Events

Rank	Country	Men				Women				Total				Rank by Total
		G	S	B	Tot	G	S	B	Tot	G	S	B	Tot	
1	COL - Colombia	1	2		3	4			4	5	2		7	1
2	ITA - Italy	2	1	1	4		1		1	2	2	1	5	2
3	BEL - Belgium	2		1	3					2		1	3	=3
4	GER - Germany			1	1	1			1	1		1	2	=6
5	FRA - France		1	1	2		1		1		2	1	3	=3
6	CHI - Chile		1		1		1		1		2		2	=6
7	VEN - Venezuela						1		1		1		1	9
8	ECU - Ecuador							3	3			3	3	=3
9	TPE - Chinese Taipei			1	1			1	1			2	2	=6
	Total	5	5	5	15	5	4	4	13	10	9	9	28	

Legend:	= Equal sign indicates that two or more NOCs share the same rank by total	B Bronze
G Gold	S Silver	Tot Total

Timing and Results provided by  TISSOT

RST-----_C95 3

Report Created SUN 10 JUL 2022 08:23

Page 1 / 1





Speed Skating Track

Men's Time Trial 200m






Entry List by Event
As of FRI 8 JUL 2022

Country	Bib Number	Name	Date of Birth
ARG - Argentina	1	Francisco Manuel REYES PETRELLI	24 JUL 2000
CHI - Chile	8	Ricardo Cristopher VERDUGO CAMPOS	30 OCT 1986
COL - Colombia	12	Andres Mauricio JIMENEZ TORRES	3 AUG 1994
CRC - Costa Rica	16	Bayron Francisco SILES VEGA	9 MAR 1993
FRA - France	24	Yvan SIVILIER	27 DEC 2000
GER - Germany	28	Simon ALBRECHT	29 MAY 1995
GUA - Guatemala	32	Walter Rafael URRUTIA MEIJA	25 JUN 1998
IND - India	38	Dhanush BABU	6 JAN 1996
ITA - Italy	41	Duccio MARSILI	12 DEC 1996
MEX - Mexico	45	Jorge Luis MARTINEZ MORALES	12 FEB 1988
PAR - Paraguay	49	Jose Daniel MONCADA SILVA	20 AUG 2001
TPE - Chinese Taipei	51	Li-Yang KUO	1 AUG 2003
USA - United States of America	55	James Robert SADLER	1 APR 2002

Note:
All changes are available in INFO

Timing and Results provided by  TISSOT

RSTMTRIAL200....._C32C 1

Report Created FRI 8 JUL 2022 10:06

Page 1 / 1





Official Final Results

Rank	Bib	Name	Country Code	Time	Time Behind	Qualification Time	Remarks
Final							
1	41	Duccio MARSILI	ITA	17.835	0.000	17.890	FS
2	12	Andres Mauricio JIMENEZ TORRES	COL	17.873	+0.038	17.977	
3	24	Yvan SIVILIER	FRA	18.009	+0.174	18.034	
4	51	Li-Yang KUO	TPE	18.067	+0.232	18.059	
5	8	Ricardo Cristopher VERDUGO CAMPOS	CHI	18.102	+0.267	18.013	
6	1	Francisco Manuel REYES PETRELLI	ARG	18.193	+0.358	18.416	
7	28	Simon ALBRECHT	GER	18.245	+0.410	18.205	
8	45	Jorge Luis MARTINEZ MORALES	MEX	18.296	+0.461	18.200	

Qualification							
9	38	Dhanush BABU	IND	18.464	+0.574	18.464	
10	32	Walter Rafael URRUTIA MEIJA	GUA	18.668	+0.778	18.668	
11	49	Jose Daniel MONCADA SILVA	PAR	18.751	+0.861	18.751	
12	16	Bayron Francisco SILES VEGA	CRC	18.956	+1.066	18.956	
13	55	James Robert SADLER	USA	19.277	+1.387	19.277	

Chief Referee

President of CEC

Secretary

.....

.....

.....

Timing and Results provided by 





Medallists


Medal	Name	Country
GOLD	Duccio MARSILI	ITA - Italy
SILVER	Andres Mauricio JIMENEZ TORRES	COL - Colombia
BRONZE	Yvan SIVILIER	FRA - France



Start List

Number of Competitors: 8, Number of Nations: 8

Bib	Name	Country Code	Remarks
41	Duccio MARSILI	ITA	
12	Andres Mauricio JIMENEZ TORRES	COL	
8	Ricardo Cristopher VERDUGO CAMPOS	CHI	
24	Yvan SIVILIER	FRA	
51	Li-Yang KUO	TPE	
45	Jorge Luis MARTINEZ MORALES	MEX	
28	Simon ALBRECHT	GER	
1	Francisco Manuel REYES PETRELLI	ARG	

Timing and Results provided by  TISSOT

RSTMTRIAL200-----FNL-000001--_C51A 1

Report Created FRI 8 JUL 2022 08:49

Page 1 / 1





Official Results

Rank	Bib	Name	Country Code	Avg Speed (km/h)	Time	Time Behind	Discipline
1	41	Duccio MARSILI	ITA		17.835	0.000	FS
2	12	Andres Mauricio JIMENEZ TORRES	COL		17.873	+0.038	
3	24	Yvan SIVILIER	FRA		18.009	+0.174	
4	51	Li-Yang KUO	TPE		18.067	+0.232	
5	8	Ricardo Cristopher VERDUGO CAMPOS	CHI		18.102	+0.267	
6	1	Francisco Manuel REYES PETRELLI	ARG		18.193	+0.358	
7	28	Simon ALBRECHT	GER		18.245	+0.410	
8	45	Jorge Luis MARTINEZ MORALES	MEX		18.296	+0.461	

Competitors/NOCs					
Entries	Ranked	DNS	DNF	DSQ	DQB
13/13	8				

Chief Referee

President of CEC


Secretary

.....

.....

.....

Legend:	DNF Did Not Finish	DNS Did Not Start	DQB Disqualified for unsportsmanlike behaviour
	DSQ Disqualified		

Timing and Results provided by  TISSOT






Start List

Number of Competitors: 13, Number of Nations: 13

Bib	Name	Country Code	Remarks
55	James Robert SADLER	USA	
38	Dhanush BABU	IND	
49	Jose Daniel MONCADA SILVA	PAR	
32	Walter Rafael URRUTIA MEIJA	GUA	
16	Bayron Francisco SILES VEGA	CRC	
51	Li-Yang KUO	TPE	
45	Jorge Luis MARTINEZ MORALES	MEX	
1	Francisco Manuel REYES PETRELLI	ARG	
8	Ricardo Cristopher VERDUGO CAMPOS	CHI	
41	Duccio MARSILI	ITA	
24	Yvan SIVILIER	FRA	
12	Andres Mauricio JIMENEZ TORRES	COL	
28	Simon ALBRECHT	GER	

Timing and Results provided by  TISSOT

RSTMTRIAL200-----QUAL000001--_C51A 1

Report Created THU 7 JUL 2022 20:30

Page 1 / 1





Official Results

Rank	Bib	Name	Country Code	Avg Speed (km/h)	Time	Time Behind	Discipline
1	41	Duccio MARSILI	ITA		17.890	0.000	Q
2	12	Andres Mauricio JIMENEZ TORRES	COL		17.977	+0.087	Q
3	8	Ricardo Cristopher VERDUGO CAMPOS	CHI		18.013	+0.123	Q
4	24	Yvan SIVILIER	FRA		18.034	+0.144	Q
5	51	Li-Yang KUO	TPE		18.059	+0.169	Q
6	45	Jorge Luis MARTINEZ MORALES	MEX		18.200	+0.310	Q
7	28	Simon ALBRECHT	GER		18.205	+0.315	Q
8	1	Francisco Manuel REYES PETRELLI	ARG		18.416	+0.526	Q
9	38	Dhanush BABU	IND		18.464	+0.574	
10	32	Walter Rafael URRUTIA MEIJA	GUA		18.668	+0.778	
11	49	Jose Daniel MONCADA SILVA	PAR		18.751	+0.861	
12	16	Bayron Francisco SILES VEGA	CRC		18.956	+1.066	
13	55	James Robert SADLER	USA		19.277	+1.387	


Competitors/NOCs					
Entries	Ranked	DNS	DNF	DSQ	DQB
13/13	13				

Chief Referee

President of CEC

Secretary

Legend:	DNF Did Not Finish	DNS Did Not Start	DQB Disqualified for unsportsmanlike behaviour
	DSQ Disqualified		

Timing and Results provided by  TISSOT





Speed Skating Track

Men's Sprint 500m






Entry List by Event

As of FRI 8 JUL 2022

Country	Bib Number	Name	Date of Birth
ARG - Argentina	1	Francisco Manuel REYES PETRELLI	24 JUL 2000
CHI - Chile	8	Ricardo Cristopher VERDUGO CAMPOS	30 OCT 1986
COL - Colombia	12	Andres Mauricio JIMENEZ TORRES	3 AUG 1994
CRC - Costa Rica	16	Bayron Francisco SILES VEGA	9 MAR 1993
FRA - France	24	Yvan SIVILIER	27 DEC 2000
GER - Germany	28	Simon ALBRECHT	29 MAY 1995
GUA - Guatemala	32	Walter Rafael URRUTIA MEIJA	25 JUN 1998
IND - India	38	Dhanush BABU	6 JAN 1996
ITA - Italy	41	Duccio MARSILI	12 DEC 1996
MEX - Mexico	45	Jorge Luis MARTINEZ MORALES	12 FEB 1988
PAR - Paraguay	49	Jose Daniel MONCADA SILVA	20 AUG 2001
TPE - Chinese Taipei	51	Li-Yang KUO	1 AUG 2003
USA - United States of America	55	James Robert SADLER	1 APR 2002

Note:
All changes are available in INFO

Timing and Results provided by  **TISSOT**

RSTMSPT500-----_C32C 1

Report Created FRI 8 JUL 2022 10:06

Page 1 / 1





Official Final Results

Rank	Bib	Name	Country Code	Time	Time Behind	Remarks
Final						
1	12	Andres Mauricio JIMENEZ TORRES	COL	43.256	0.000	
2	41	Duccio MARSILI	ITA	43.386	+0.130	
3	51	Li-Yang KUO	TPE	43.482	+0.226	
4	8	Ricardo Christopher VERDUGO CAMPOS	CHI	43.799	+0.543	
Semifinal						
5	28	Simon ALBRECHT	GER	44.090	+0.180	
6	24	Yvan SIVILIER	FRA	44.289	+0.325	
7	16	Bayron Francisco SILES VEGA	CRC	44.407	+0.497	
8	45	Jorge Luis MARTINEZ MORALES	MEX	44.664	+0.700	
Qualification						
9	38	Dhanush BABU	IND	44.517	+0.447	
10	49	Jose Daniel MONCADA SILVA	PAR	44.746	+1.909	
11	1	Francisco Manuel REYES PETRELLI	ARG	44.813	+0.743	
12	32	Walter Rafael URRUTIA MEIJA	GUA	45.935	+2.441	
13	55	James Robert SADLER	USA	45.145	+2.308	

Chief Referee


President of CEC

Secretary

.....

.....

.....

Timing and Results provided by 





Medallists

Medal	Name	Country
GOLD	Andres Mauricio JIMENEZ TORRES	COL - Colombia
SILVER	Duccio MARSILI	ITA - Italy
BRONZE	Li-Yang KUO	TPE - Chinese Taipei



Start List

Bib	Name	Country Code	Remarks
Heat 1			
12	Andres Mauricio JIMENEZ TORRES	COL	
8	Ricardo Cristopher VERDUGO CAMPOS	CHI	
41	Duccio MARSILI	ITA	
51	Li-Yang KUO	TPE	

Chief Referee

President of CEC

Secretary

.....

.....

.....

Timing and Results provided by 





Official Results

Rank	Bib	Name	Country Code	Time	Time Behind	Remarks
Heat 1						
1	12	Andres Mauricio JIMENEZ TORRES	COL	43.256	0.000	
2	41	Duccio MARSILI	ITA	43.386	+0.130	
3	51	Li-Yang KUO	TPE	43.482	+0.226	
4	8	Ricardo Cristopher VERDUGO CAMPOS	CHI	43.799	+0.543	

Chief Referee


President of CEC

Secretary

.....

.....

.....

Timing and Results provided by 





Start List

Bib	Name	Country Code	Remarks
-----	------	--------------	---------

Heat 1

12	Andres Mauricio JIMENEZ TORRES	COL	
41	Duccio MARSILI	ITA	
24	Yvan SIVILIER	FRA	
45	Jorge Luis MARTINEZ MORALES	MEX	

Heat 2

8	Ricardo Christopher VERDUGO CAMPOS	CHI	
51	Li-Yang KUO	TPE	
16	Bayron Francisco SILES VEGA	CRC	
28	Simon ALBRECHT	GER	

Chief Referee


President of CEC

Secretary

.....

.....

.....

Timing and Results provided by  TISSOT





Official Results

Rank	Bib	Name	Country Code	Time	Time Behind	Remarks
------	-----	------	--------------	------	-------------	---------

Heat 1

1	12	Andres Mauricio JIMENEZ TORRES	COL	43.964	0.000 Q	
2	41	Duccio MARSILI	ITA	44.113	+0.149 Q	
3	24	Yvan SIVILIER	FRA	44.289	+0.325	
4	45	Jorge Luis MARTINEZ MORALES	MEX	44.664	+0.700	

Heat 2


1	8	Ricardo Cristopher VERDUGO CAMPOS	CHI	43.910	0.000 Q	
2	51	Li-Yang KUO	TPE	43.989	+0.079 Q	
3	28	Simon ALBRECHT	GER	44.090	+0.180	
4	16	Bayron Francisco SILES VEGA	CRC	44.407	+0.497	

Chief Referee

President of CEC

Secretary

Legend:
Q Qualified

Timing and Results provided by  TISSOT

RSTMSPT500-----SFNL-----_C73B 1

Report Created FRI 8 JUL 2022 15:51

Page 1 / 1





Start List

Bib	Name	Country Code	Remarks
Heat 1			
12	Andres Mauricio JIMENEZ TORRES	COL	
8	Ricardo Christopher VERDUGO CAMPOS	CHI	
51	Li-Yang KUO	TPE	
49	Jose Daniel MONCADA SILVA	PAR	
55	James Robert SADLER	USA	
Heat 2			
28	Simon ALBRECHT	GER	
1	Francisco Manuel REYES PETRELLI	ARG	
45	Jorge Luis MARTINEZ MORALES	MEX	
38	Dhanush BABU	IND	
Heat 3			
24	Yvan SIVILIER	FRA	
41	Duccio MARSILI	ITA	
16	Bayron Francisco SILES VEGA	CRC	
32	Walter Rafael URRUTIA MEIJA	GUA	

Chief Referee

President of CEC

Secretary





Official Results


Rank	Bib	Name	Country Code	Time	Time Behind	Remarks
Heat 1						
1	12	Andres Mauricio JIMENEZ TORRES	COL	42.837	0.000 Q	
2	8	Ricardo Christopher VERDUGO CAMPOS	CHI	43.085	+0.248 Q	
3	51	Li-Yang KUO	TPE	43.172	+0.335 Q	
4	49	Jose Daniel MONCADA SILVA	PAR	44.746	+1.909	
5	55	James Robert SADLER	USA	45.145	+2.308	
Heat 2						
1	28	Simon ALBRECHT	GER	44.070	0.000 Q	
2	45	Jorge Luis MARTINEZ MORALES	MEX	44.092	+0.022 Q	
3	38	Dhanush BABU	IND	44.517	+0.447	
4	1	Francisco Manuel REYES PETRELLI	ARG	44.813	+0.743	
Heat 3						
1	41	Duccio MARSILI	ITA	43.494	0.000 Q	
2	24	Yvan SIVILIER	FRA	43.579	+0.085 Q	
3	16	Bayron Francisco SILES VEGA	CRC	43.699	+0.205 Q	
4	32	Walter Rafael URRUTIA MEIJA	GUA	45.935	+2.441	

Chief Referee

President of CEC

Secretary

Legend:
Q Qualified

Timing and Results provided by  TISSOT





Speed Skating Track

Men's Sprint 1,000m






Entry List by Event

As of FRI 8 JUL 2022

Country	Bib Number	Name	Date of Birth
ARG - Argentina	1	Francisco Manuel REYES PETRELLI	24 JUL 2000
CHI - Chile	8	Ricardo Cristopher VERDUGO CAMPOS	30 OCT 1986
COL - Colombia	12	Andres Mauricio JIMENEZ TORRES	3 AUG 1994
CRC - Costa Rica	16	Bayron Francisco SILES VEGA	9 MAR 1993
FRA - France	24	Yvan SIVILIER	27 DEC 2000
GER - Germany	28	Simon ALBRECHT	29 MAY 1995
GUA - Guatemala	32	Walter Rafael URRUTIA MEIJA	25 JUN 1998
IND - India	38	Dhanush BABU	6 JAN 1996
ITA - Italy	41	Duccio MARSILI	12 DEC 1996
MEX - Mexico	45	Jorge Luis MARTINEZ MORALES	12 FEB 1988
PAR - Paraguay	49	Jose Daniel MONCADA SILVA	20 AUG 2001
TPE - Chinese Taipei	51	Li-Yang KUO	1 AUG 2003
USA - United States of America	55	James Robert SADLER	1 APR 2002

Note:
All changes are available in INFO

Timing and Results provided by  TISSOT

RSTMSPR1000-----_C32C 1

Report Created FRI 8 JUL 2022 10:08

Page 1 / 1





Official Final Results

Rank	Bib	Name	Country Code	Time	Time Behind	Remarks
Final						
1	41	Duccio MARSILI	ITA	1:26.974	0.000	
2	8	Ricardo Christopher VERDUGO CAMPOS	CHI	1:27.026	+0.052	
3	6	Bart Rene SWINGS	BEL	1:27.339	+0.365	
4	28	Simon ALBRECHT	GER	1:27.609	+0.635	
5	22	Francisco Jose PEULA CABELLO	ESP	1:27.887	+0.913	
6	12	Andres Mauricio JIMENEZ TORRES	COL	1:27.974	+1.000	
7	24	Yvan SIVILIER	FRA	1:27.999	+1.025	
	42	Giuseppe BRAMANTE	ITA	DSQ		

Semifinal						
8	13	Daniel ZAPATA MARTINEZ	COL	1:24.935	+0.486	
9	9	Hugo Diego RAMIREZ BOADA	CHI	1:24.970	+0.521	
10	19	Michal PROKOP	CZE	1:25.053	+1.122	
11	2	Santiago Ariel ROUMEC	ARG	1:25.246	+0.797	
12	46	Mike Alejandro PAEZ CUELLAR	MEX	1:25.348	+0.899	
13	51	Li-Yang KUO	TPE	1:25.476	+1.545	
14	20	David Ariel SARMIENTO MOSCOSO	ECU	1:25.499	+1.050	
15	45	Jorge Luis MARTINEZ MORALES	MEX	1:25.595	+1.664	


Qualification						
16	29	Nils BUHNEMANN	GER	1:25.936	+1.171	
17	25	Martin FERRIE	FRA	1:26.245	+0.126	
18	49	Jose Daniel MONCADA SILVA	PAR	1:26.674	+3.041	
19	52	Chang-Chin KU	TPE	1:27.054	+0.935	
20	1	Francisco Manuel REYES PETRELLI	ARG	1:27.543	+1.424	
21	5	Christian KROMOSER	AUT	1:27.598	+1.479	
22	32	Walter Rafael URRUTIA MEIJA	GUA	1:27.725	+1.606	
23	55	James Robert SADLER	USA	1:28.276	+2.157	
24	56	Michael GARCIA	USA	1:28.446	+3.170	
25	16	Bayron Francisco SILES VEGA	CRC	1:31.308	+6.032	
26	38	Dhanush BABU	IND	1:32.871	+9.238	

Chief Referee

President of CEC

Secretary

Legend:
DSQ Disqualified

Timing and Results provided by  TISSOT





Medallists

Medal	Name	Country
GOLD	Duccio MARSILI	ITA - Italy
SILVER	Ricardo Cristopher VERDUGO CAMPOS	CHI - Chile
BRONZE	Bart Rene SWINGS	BEL - Belgium



Start List

Bib	Name	Country Code	Remarks
Heat 1			
6	Bart Rene SWINGS	BEL	
12	Andres Mauricio JIMENEZ TORRES	COL	
42	Giuseppe BRAMANTE	ITA	
22	Francisco Jose PEULA CABELLO	ESP	
8	Ricardo Christopher VERDUGO CAMPOS	CHI	
41	Duccio MARSILI	ITA	
24	Yvan SIVILIER	FRA	
28	Simon ALBRECHT	GER	

Chief Referee


President of CEC

Secretary

.....

.....

.....

Timing and Results provided by  TISSOT





Official Results


Rank	Bib	Name	Country Code	Time	Time Behind	Remarks
Heat 1						
1	41	Duccio MARSILI	ITA	1:26.974	0.000	
2	8	Ricardo Cristopher VERDUGO CAMPOS	CHI	1:27.026	+0.052	
3	6	Bart Rene SWINGS	BEL	1:27.339	+0.365	
4	28	Simon ALBRECHT	GER	1:27.609	+0.635	
5	22	Francisco Jose PEULA CABELLO	ESP	1:27.887	+0.913	
6	12	Andres Mauricio JIMENEZ TORRES	COL	1:27.974	+1.000	
7	24	Yvan SIVILIER	FRA	1:27.999	+1.025	
	42	Giuseppe BRAMANTE	ITA	DSQ		

Chief Referee

President of CEC

Secretary

Legend:
DSQ Disqualified

Timing and Results provided by  TISSOT





Start List

Bib	Name	Country Code	Remarks
Heat 1			
12	Andres Mauricio JIMENEZ TORRES	COL	
13	Daniel ZAPATA MARTINEZ	COL	
41	Duccio MARSILI	ITA	
46	Mike Alejandro PAEZ CUELLAR	MEX	
20	David Ariel SARMIENTO MOSCOSO	ECU	
9	Hugo Diego RAMIREZ BOADA	CHI	
28	Simon ALBRECHT	GER	
2	Santiago Ariel ROUMEC	ARG	
Heat 2			
6	Bart Rene SWINGS	BEL	
24	Yvan SIVILIER	FRA	
42	Giuseppe BRAMANTE	ITA	
45	Jorge Luis MARTINEZ MORALES	MEX	
19	Michal PROKOP	CZE	
8	Ricardo Christopher VERDUGO CAMPOS	CHI	
51	Li-Yang KUO	TPE	
22	Francisco Jose PEULA CABELLO	ESP	

Chief Referee


President of CEC

Secretary

.....

.....

.....

Timing and Results provided by 





Official Results

Rank	Bib	Name	Country Code	Time	Time Behind	Remarks
------	-----	------	--------------	------	-------------	---------

Heat 1

1	12	Andres Mauricio JIMENEZ TORRES	COL	1:24.449	0.000	Q
2	41	Duccio MARSILI	ITA	1:24.668	+0.219	Q
3	28	Simon ALBRECHT	GER	1:24.773	+0.324	Q
4	13	Daniel ZAPATA MARTINEZ	COL	1:24.935	+0.486	
5	9	Hugo Diego RAMIREZ BOADA	CHI	1:24.970	+0.521	
6	2	Santiago Ariel ROUMEC	ARG	1:25.246	+0.797	
7	46	Mike Alejandro PAEZ CUELLAR	MEX	1:25.348	+0.899	
8	20	David Ariel SARMIENTO MOSCOSO	ECU	1:25.499	+1.050	

Heat 2

1	6	Bart Rene SWINGS	BEL	1:23.931	0.000	Q
2	42	Giuseppe BRAMANTE	ITA	1:24.188	+0.257	Q
3	22	Francisco Jose PEULA CABELLO	ESP	1:24.422	+0.491	Q
4	8	Ricardo Cristopher VERDUGO CAMPOS	CHI	1:24.499	+0.568	Q
5	24	Yvan SIVILIER	FRA	1:24.743	+0.812	Q
6	19	Michal PROKOP	CZE	1:25.053	+1.122	
7	51	Li-Yang KUO	TPE	1:25.476	+1.545	
8	45	Jorge Luis MARTINEZ MORALES	MEX	1:25.595	+1.664	

Chief Referee

President of CEC


Secretary

.....

.....

.....

Legend:
Q Qualified

Timing and Results provided by  TISSOT





Start List

Bib	Name	Country Code	Remarks
Heat 1			
12	Andres Mauricio JIMENEZ TORRES	COL	
41	Duccio MARSILI	ITA	
42	Giuseppe BRAMANTE	ITA	
45	Jorge Luis MARTINEZ MORALES	MEX	
46	Mike Alejandro PAEZ CUELLAR	MEX	
38	Dhanush BABU	IND	
49	Jose Daniel MONCADA SILVA	PAR	
Heat 2			
13	Daniel ZAPATA MARTINEZ	COL	
25	Martin FERRIE	FRA	
1	Francisco Manuel REYES PETRELLI	ARG	
52	Chang-Chin KU	TPE	
5	Christian KROMOSER	AUT	
32	Walter Rafael URRUTIA MEIJA	GUA	
55	James Robert SADLER	USA	
Heat 3			
28	Simon ALBRECHT	GER	
24	Yvan SIVILIER	FRA	
2	Santiago Ariel ROUMEC	ARG	
51	Li-Yang KUO	TPE	
16	Bayron Francisco SILES VEGA	CRC	
22	Francisco Jose PEULA CABELLO	ESP	
56	Michael GARCIA	USA	
Heat 4			
29	Nils BUHNEMANN	GER	
6	Bart Rene SWINGS	BEL	
8	Ricardo Christopher VERDUGO CAMPOS	CHI	
9	Hugo Diego RAMIREZ BOADA	CHI	
19	Michal PROKOP	CZE	
20	David Ariel SARMIENTO MOSCOSO	ECU	

Chief Referee

President of CEC

Secretary





Official Results

Rank	Bib	Name	Country Code	Time	Time Behind	Remarks
------	-----	------	--------------	------	-------------	---------

Heat 1

1	12	Andres Mauricio JIMENEZ TORRES	COL	1:23.633	0.000 Q	
2	41	Duccio MARSILI	ITA	1:23.748	+0.115 Q	
3	42	Giuseppe BRAMANTE	ITA	1:23.786	+0.153 Q	
4	45	Jorge Luis MARTINEZ MORALES	MEX	1:23.960	+0.327 Q	
5	46	Mike Alejandro PAEZ CUELLAR	MEX	1:24.302	+0.669 Q	
6	49	Jose Daniel MONCADA SILVA	PAR	1:26.674	+3.041	
7	38	Dhanush BABU	IND	1:32.871	+9.238	

Heat 2

1	13	Daniel ZAPATA MARTINEZ	COL	1:26.119	0.000 Q	
2	25	Martin FERRIE	FRA	1:26.245	+0.126	
3	52	Chang-Chin KU	TPE	1:27.054	+0.935	
4	1	Francisco Manuel REYES PETRELLI	ARG	1:27.543	+1.424	
5	5	Christian KROMOSER	AUT	1:27.598	+1.479	
6	32	Walter Rafael URRUTIA MEIJA	GUA	1:27.725	+1.606	
7	55	James Robert SADLER	USA	1:28.276	+2.157	

Heat 3

1	24	Yvan SIVILIER	FRA	1:25.276	0.000 Q	
2	28	Simon ALBRECHT	GER	1:25.406	+0.130 Q	
3	51	Li-Yang KUO	TPE	1:25.464	+0.188 Q	
4	22	Francisco Jose PEULA CABELLO	ESP	1:25.628	+0.352 Q	
5	2	Santiago Ariel ROUMEC	ARG	1:25.637	+0.361 Q	
6	56	Michael GARCIA	USA	1:28.446	+3.170	
7	16	Bayron Francisco SILES VEGA	CRC	1:31.308	+6.032	

Heat 4


1	6	Bart Rene SWINGS	BEL	1:24.765	0.000 Q	
2	20	David Ariel SARMIENTO MOSCOSO	ECU	1:24.866	+0.101 Q	
3	19	Michal PROKOP	CZE	1:25.132	+0.367 Q	
4	8	Ricardo Christopher VERDUGO CAMPOS	CHI	1:25.151	+0.386 Q	
5	9	Hugo Diego RAMIREZ BOADA	CHI	1:25.235	+0.470 Q	
6	29	Nils BUHNEMANN	GER	1:25.936	+1.171	

Chief Referee

President of CEC

Secretary

Legend:
Q Qualified

Timing and Results provided by  TISSOT





Speed Skating Track

Men's Point Elimination 10,000m






Entry List by Event

As of FRI 8 JUL 2022

Country	Bib Number	Name	Date of Birth
ARG - Argentina	2	Santiago Ariel ROUMEC	14 AUG 1993
AUT - Austria	5	Christian KROMOSER	5 MAR 1993
BEL - Belgium	6	Bart Rene SWINGS	12 FEB 1991
CHI - Chile	9	Hugo Diego RAMIREZ BOADA	5 JUL 1993
COL - Colombia	13	Daniel ZAPATA MARTINEZ	27 SEP 1991
CZE - Czech Republic	19	Michal PROKOP	31 JAN 1996
ECU - Ecuador	20	David Ariel SARMIENTO MOSCOSO	10 MAR 2000
ESP - Spain	22	Francisco Jose PEULA CABELLO	1 JUN 1988
FRA - France	25	Martin FERRIE	18 JAN 1998
GER - Germany	29	Nils BUHNEMANN	26 SEP 2000
ITA - Italy	42	Giuseppe BRAMANTE	23 SEP 1997
MEX - Mexico	46	Mike Alejandro PAEZ CUELLAR	22 MAR 1994
POR - Portugal	50	Miguel FONSECA BRAVO	13 JAN 1998
TPE - Chinese Taipei	52	Chang-Chin KU	25 SEP 1995
USA - United States of America	56	Michael GARCIA	12 JUN 1991
VEN - Venezuela	59	Carlos Arturo TARAZONA ROPERO	19 AUG 1996

Note:
All changes are available in INFO

Timing and Results provided by  TISSOT





Medallists

Medal	Name	Country
GOLD	Bart Rene SWINGS	BEL - Belgium
SILVER	Martin FERRIE	FRA - France
BRONZE	Nils BUHNEMANN	GER - Germany





Start List

Number of Competitors: 16, Number of Nations: 16

Bib	Name	Country Code	Remarks
13	Daniel ZAPATA MARTINEZ	COL	
29	Nils BUHNEMANN	GER	
6	Bart Rene SWINGS	BEL	
25	Martin FERRIE	FRA	
42	Giuseppe BRAMANTE	ITA	
2	Santiago Ariel ROUMEC	ARG	
59	Carlos Arturo TARAZONA ROPERO	VEN	
9	Hugo Diego RAMIREZ BOADA	CHI	
52	Chang-Chin KU	TPE	
46	Mike Alejandro PAEZ CUELLAR	MEX	
5	Christian KROMOSER	AUT	
19	Michal PROKOP	CZE	
20	David Ariel SARMIENTO MOSCOSO	ECU	
22	Francisco Jose PEULA CABELLO	ESP	
50	Miguel FONSECA BRAVO	POR	
56	Michael GARCIA	USA	





Official Results

Rank	Bib	Name	Country Code	Points in Race	Discipline
1	6	Bart Rene SWINGS	BEL	18	
2	25	Martin FERRIE	FRA	11	
3	29	Nils BUHNEMANN	GER	11	
4	42	Giuseppe BRAMANTE	ITA	9	
5	22	Francisco Jose PEULA CABELLO	ESP	5	
6	9	Hugo Diego RAMIREZ BOADA	CHI	5	
7	50	Miguel FONSECA BRAVO	POR	3	
8	20	David Ariel SARMIENTO MOSCOSO	ECU		
9	19	Michal PROKOP	CZE		
10	13	Daniel ZAPATA MARTINEZ	COL	EL	
	2	Santiago Ariel ROUMEC	ARG	DNF	
	59	Carlos Arturo TARAZONA ROPERO	VEN	DNF	
	46	Mike Alejandro PAEZ CUELLAR	MEX	DNF	
	5	Christian KROMOSER	AUT	DNF	
	56	Michael GARCIA	USA	DNF	
	52	Chang-Chin KU	TPE	DSQ	

Time of the Race: 14:59.252

Competitors/NOCs					
Entries	Ranked	DNS	DNF	DSQ	DQB
16/16	10		5	1	

Chief Referee

President of CEC


Secretary

.....

.....

.....

Legend:	DNF Did Not Finish	DNS Did Not Start	DQB Disqualified for unsportsmanlike behaviour
	DSQ Disqualified	EL	

Timing and Results provided by  TISSOT





Speed Skating Track

Men's Elimination Race 10,000m






Entry List by Event

As of FRI 8 JUL 2022

Country	Bib Number	Name	Date of Birth
ARG - Argentina	2	Santiago Ariel ROUMEC	14 AUG 1993
AUT - Austria	5	Christian KROMOSER	5 MAR 1993
BEL - Belgium	6	Bart Rene SWINGS	12 FEB 1991
CHI - Chile	9	Hugo Diego RAMIREZ BOADA	5 JUL 1993
COL - Colombia	13	Daniel ZAPATA MARTINEZ	27 SEP 1991
CZE - Czech Republic	19	Michal PROKOP	31 JAN 1996
ECU - Ecuador	20	David Ariel SARMIENTO MOSCOSO	10 MAR 2000
ESP - Spain	22	Francisco Jose PEULA CABELLO	1 JUN 1988
FRA - France	25	Martin FERRIE	18 JAN 1998
GER - Germany	29	Nils BUHNEMANN	26 SEP 2000
ITA - Italy	42	Giuseppe BRAMANTE	23 SEP 1997
MEX - Mexico	46	Mike Alejandro PAEZ CUELLAR	22 MAR 1994
POR - Portugal	50	Miguel FONSECA BRAVO	13 JAN 1998
TPE - Chinese Taipei	52	Chang-Chin KU	25 SEP 1995
USA - United States of America	56	Michael GARCIA	12 JUN 1991
VEN - Venezuela	59	Carlos Arturo TARAZONA ROPERO	19 AUG 1996

Note:
All changes are available in INFO

Timing and Results provided by  TISSOT





Medallists

Medal	Name	Country
GOLD	Bart Rene SWINGS	BEL - Belgium
SILVER	Daniel ZAPATA MARTINEZ	COL - Colombia
BRONZE	Giuseppe BRAMANTE	ITA - Italy






Start List

Number of Competitors: 16, Number of Nations: 16

Bib	Name	Country Code	Remarks
2	Santiago Ariel ROUMEC	ARG	
5	Christian KROMOSER	AUT	
6	Bart Rene SWINGS	BEL	
9	Hugo Diego RAMIREZ BOADA	CHI	
13	Daniel ZAPATA MARTINEZ	COL	
19	Michal PROKOP	CZE	
20	David Ariel SARMIENTO MOSCOSO	ECU	
22	Francisco Jose PEULA CABELLO	ESP	
25	Martin FERRIE	FRA	
29	Nils BUHNEMANN	GER	
42	Giuseppe BRAMANTE	ITA	
46	Mike Alejandro PAEZ CUELLAR	MEX	
50	Miguel FONSECA BRAVO	POR	
52	Chang-Chin KU	TPE	
56	Michael GARCIA	USA	
59	Carlos Arturo TARAZONA ROPERO	VEN	

Timing and Results provided by  TISSOT

RSTMELIM10KM-----FNL-000001--_C51A 1

Report Created SAT 9 JUL 2022 09:12

Page 1 / 1





Official Results

Rank	Bib	Name	Country Code	Avg Speed (km/h)	Time	Time Behind	Discipline
1	6	Bart Rene SWINGS	BEL		15:16.914	0.000	
2	13	Daniel ZAPATA MARTINEZ	COL		15:17.393	+0.479	
3	42	Giuseppe BRAMANTE	ITA		15:21.510	+4.596	W1
4	50	Miguel FONSECA BRAVO	POR		EL		W1
5	52	Chang-Chin KU	TPE		EL		W1
6	29	Nils BUHNEMANN	GER		EL		
7	2	Santiago Ariel ROUMEC	ARG		EL		
8	59	Carlos Arturo TARAZONA ROPERO	VEN		EL		
9	46	Mike Alejandro PAEZ CUELLAR	MEX		EL		
10	22	Francisco Jose PEULA CABELLO	ESP		EL		
11	20	David Ariel SARMIENTO MOSCOSO	ECU		EL		
12	5	Christian KROMOSER	AUT		EL		
13	56	Michael GARCIA	USA		EL		
14	19	Michal PROKOP	CZE		DNF		
	9	Hugo Diego RAMIREZ BOADA	CHI		DSQ		W1
	25	Martin FERRIE	FRA		DSQ		

Competitors/NOCs					
Entries	Ranked	DNS	DNF	DSQ	DQB
16/16	13		1	2	

Chief Referee

President of CEC


Secretary

.....

.....

.....

Legend:	DNF Did Not Finish	DNS Did Not Start	DQB Disqualified for unsportsmanlike behaviour
	DSQ Disqualified	EL	

Timing and Results provided by  TISSOT





Speed Skating Track

Women's Time Trial 200m





Entry List by Event

As of FRI 8 JUL 2022

Country	Bib Number	Name	Date of Birth
ARG - Argentina	3	Micaela SIRI	20 JUN 1997
CHI - Chile	10	Maria Jose MOYA SEPULVEDA	9 JUN 1989
COL - Colombia	14	Geiny Carmela PAJARO GUZMAN	17 AUG 1997
CUB - Cuba	18	Adriana CANTILLO TUNDIDOR	17 JAN 1997
ESP - Spain	23	Nerea LANGA TORRES	8 JUN 2001
FRA - France	26	Mathilde PEDRONNO	3 DEC 2000
GER - Germany	30	Anna Laethisia SCHIMEK	5 DEC 1992
GUA - Guatemala	33	Idalis Frezeida de LEON PALACIOS	9 JUN 1998
HKG - Hong Kong, China	36	Karinne Tsz Ching TAM	17 SEP 1993
IND - India	39	Varsha Sriramakrishna PURANIK	24 SEP 1987
ITA - Italy	43	Asja VARANI	17 MAR 2001
MEX - Mexico	47	Carolina HUERTA CARDENAS	1 NOV 1997
TPE - Chinese Taipei	53	Ying-Chu CHEN	18 FEB 1995
USA - United States of America	57	Jazzmyn Elaina FOSTER	16 APR 2000
VEN - Venezuela	60	Solymar del Valle VIVAS JAMES	15 NOV 1993

Note:
All changes are available in INFO

Legend:
DNS

Timing and Results provided by 





Official Final Results

Rank	Bib	Name	Country Code	Time	Time Behind	Qualification Time	Remarks
Final							
1	14	Geiny Carmela PAJARO GUZMAN	COL	18.894	0.000	18.926	
2	43	Asja VARANI	ITA	19.020	+0.126	18.930	
3	53	Ying-Chu CHEN	TPE	19.053	+0.159	19.188	
4	10	Maria Jose MOYA SEPULVEDA	CHI	19.309	+0.415	19.435	
5	26	Mathilde PEDRONNO	FRA	19.351	+0.457	19.373	
6	23	Nerea LANGA TORRES	ESP	19.601	+0.707	19.678	
7	33	Idalis Frezeida de LEON PALACIOS	GUA	19.661	+0.767	19.651	
8	30	Anna Laethisia SCHIMEK	GER	19.750	+0.856	19.643	

Qualification							
9	47	Carolina HUERTA CARDENAS	MEX	19.883	+0.957	19.883	
10	60	Solymar del Valle VIVAS JAMES	VEN	20.000	+1.074	20.000	
11	57	Jazzmyn Elaina FOSTER	USA	20.229	+1.303	20.229	
12	39	Varsha Sriramakrishna PURANIK	IND	20.472	+1.546	20.472	
13	3	Micaela SIRI	ARG	20.515	+1.589	20.515	
14	36	Karinne Tsz Ching TAM	HKG	20.813	+1.887	20.813	
15	18	Adriana CANTILLO TUNDIDOR	CUB	DNS			

Chief Referee

President of CEC

Secretary

Legend:
DNS Did Not Start

Timing and Results provided by  TISSOT





Medallists

Medal	Name	Country
GOLD	Geiny Carmela PAJARO GUZMAN	COL - Colombia
SILVER	Asja VARANI	ITA - Italy
BRONZE	Ying-Chu CHEN	TPE - Chinese Taipei






Start List

Number of Competitors: 8, Number of Nations: 8

Bib	Name	Country Code	Remarks
14	Geiny Carmela PAJARO GUZMAN	COL	
43	Asja VARANI	ITA	
53	Ying-Chu CHEN	TPE	
26	Mathilde PEDRONNO	FRA	
10	Maria Jose MOYA SEPULVEDA	CHI	
30	Anna Laethisia SCHIMEK	GER	
33	Idalis Frezeida de LEON PALACIOS	GUA	
23	Nerea LANGA TORRES	ESP	

Timing and Results provided by  TISSOT

RSTWTRIAL200-----FNL-000001--_C51A 1

Report Created FRI 8 JUL 2022 08:22

Page 1 / 1



Official Results

Rank	Bib	Name	Country Code	Avg Speed (km/h)	Time	Time Behind	Discipline
1	14	Geiny Carmela PAJARO GUZMAN	COL		18.894	0.000	
2	43	Asja VARANI	ITA		19.020	+0.126	
3	53	Ying-Chu CHEN	TPE		19.053	+0.159	
4	10	Maria Jose MOYA SEPULVEDA	CHI		19.309	+0.415	
5	26	Mathilde PEDRONNO	FRA		19.351	+0.457	
6	23	Nerea LANGA TORRES	ESP		19.601	+0.707	
7	33	Idalis Frezeida de LEON PALACIOS	GUA		19.661	+0.767	
8	30	Anna Laethisia SCHIMEK	GER		19.750	+0.856	

Competitors/NOCs					
Entries	Ranked	DNS	DNF	DSQ	DQB
15/15	8				

Chief Referee

President of CEC


Secretary

.....

.....

.....

Legend:	DNF Did Not Finish	DNS Did Not Start	DQB Disqualified for unsportsmanlike behaviour
	DSQ Disqualified		

Timing and Results provided by  TISSOT





Start List

Number of Competitors: 15, Number of Nations: 15

Bib	Name	Country Code	Remarks
57	Jazzmyn Elaina FOSTER	USA	
39	Varsha Sriramakrishna PURANIK	IND	
36	Karinne Tsz Ching TAM	HKG	
23	Nerea LANGA TORRES	ESP	
33	Idalis Frezeida de LEON PALACIOS	GUA	
47	Carolina HUERTA CARDENAS	MEX	
18	Adriana CANTILLO TUNDIDOR	CUB	
10	Maria Jose MOYA SEPULVEDA	CHI	
53	Ying-Chu CHEN	TPE	
3	Micaela SIRI	ARG	
60	Solymer del Valle VIVAS JAMES	VEN	
43	Asja VARANI	ITA	
26	Mathilde PEDRONNO	FRA	
30	Anna Laethisia SCHIMEK	GER	
14	Geiny Carmela PAJARO GUZMAN	COL	



Official Results

Rank	Bib	Name	Country Code	Avg Speed (km/h)	Time	Time Behind	Discipline
1	14	Geiny Carmela PAJARO GUZMAN	COL		18.926	0.000	Q
2	43	Asja VARANI	ITA		18.930	+0.004	Q
3	53	Ying-Chu CHEN	TPE		19.188	+0.262	Q
4	26	Mathilde PEDRONNO	FRA		19.373	+0.447	Q
5	10	Maria Jose MOYA SEPULVEDA	CHI		19.435	+0.509	Q
6	30	Anna Laethisia SCHIMEK	GER		19.643	+0.717	Q
7	33	Idalis Frezeida de LEON PALACIOS	GUA		19.651	+0.725	Q
8	23	Nerea LANGA TORRES	ESP		19.678	+0.752	Q
9	47	Carolina HUERTA CARDENAS	MEX		19.883	+0.957	
10	60	Solymer del Valle VIVAS JAMES	VEN		20.000	+1.074	
11	57	Jazzmyn Elaina FOSTER	USA		20.229	+1.303	
12	39	Varsha Sriramakrishna PURANIK	IND		20.472	+1.546	
13	3	Micaela SIRI	ARG		20.515	+1.589	
14	36	Karinne Tsz Ching TAM	HKG		20.813	+1.887	
	18	Adriana CANTILLO TUNDIDOR	CUB		DNS		

Competitors/NOCs					
Entries	Ranked	DNS	DNF	DSQ	DQB
15/15	14	1			

Chief Referee

President of CEC


Secretary

.....

.....

.....

Legend:	DNF Did Not Finish	DNS Did Not Start	DQB Disqualified for unsportsmanlike behaviour
	DSQ Disqualified		

Timing and Results provided by 





Speed Skating Track

Women's Sprint 500m





Entry List by Event

As of FRI 8 JUL 2022

Country	Bib Number	Name	Date of Birth
ARG - Argentina	3	Micaela SIRI	20 JUN 1997
CHI - Chile	10	Maria Jose MOYA SEPULVEDA	9 JUN 1989
COL - Colombia	14	Geiny Carmela PAJARO GUZMAN	17 AUG 1997
CUB - Cuba	18	Adriana CANTILLO TUNDIDOR	17 JAN 1997
ESP - Spain	23	Nerea LANGA TORRES	8 JUN 2001
FRA - France	26	Mathilde PEDRONNO	3 DEC 2000
GER - Germany	30	Anna Laethisia SCHIMEK	5 DEC 1992
GUA - Guatemala	33	Idalis Frezeida de LEON PALACIOS	9 JUN 1998
HKG - Hong Kong, China	36	Karinne Tsz Ching TAM	17 SEP 1993
IND - India	39	Varsha Sriramakrishna PURANIK	24 SEP 1987
ITA - Italy	43	Asja VARANI	17 MAR 2001
MEX - Mexico	47	Carolina HUERTA CARDENAS	1 NOV 1997
TPE - Chinese Taipei	53	Ying-Chu CHEN	18 FEB 1995
USA - United States of America	57	Jazzmyn Elaina FOSTER	16 APR 2000
VEN - Venezuela	60	Solymar del Valle VIVAS JAMES	15 NOV 1993

Note:
All changes are available in INFO

Timing and Results provided by 

RSTWSPRT500-----_C32C 1

Report Created FRI 8 JUL 2022 10:06

Page 1 / 1





Official Final Results

Rank	Bib	Name	Country Code	Time	Time Behind	Remarks
------	-----	------	--------------	------	-------------	---------

Final

1	30	Anna Laethisia SCHIMEK	GER	46.992	0.000	FS
	43	Asja VARANI	ITA	DSQ		
	53	Ying-Chu CHEN	TPE	DSQ		
	14	Geiny Carmela PAJARO GUZMAN	COL	DSQ		

Semifinal

2	23	Nerea LANGA TORRES	ESP	47.067	+0.284	
3	3	Micaela SIRI	ARG	47.412	+0.290	
4	10	Maria Jose MOYA SEPULVEDA	CHI	47.343	+0.560	FS
	33	Idalis Frezeida de LEON PALACIOS	GUA	DSQ		FS

Qualification


5	26	Mathilde PEDRONNO	FRA	46.640	+0.016	
6	60	Solymer del Valle VIVAS JAMES	VEN	46.805	+0.181	
7	57	Jazzmyn Elaina FOSTER	USA	46.868	+0.830	
8	47	Carolina HUERTA CARDENAS	MEX	47.312	+1.284	
9	39	Varsha Sriramakrishna PURANIK	IND	46.990	+0.366	
10	36	Karinne Tsz Ching TAM	HKG	49.324	+3.135	
11	18	Adriana CANTILLO TUNDIDOR	CUB	52.368	+6.330	

Chief Referee

President of CEC

Secretary

Legend:
DSQ Disqualified

Timing and Results provided by  TISSOT





Medallists

Medal	Name	Country
GOLD	Anna Laethisia SCHIMEK	GER - Germany



Start List

Bib	Name	Country Code	Remarks
Heat 1			
43	Asja VARANI	ITA	
14	Geiny Carmela PAJARO GUZMAN	COL	
53	Ying-Chu CHEN	TPE	
30	Anna Laethisia SCHIMEK	GER	FS

Chief Referee

President of CEC

Secretary





Official Results


Rank	Bib	Name	Country Code	Time	Time Behind	Remarks
Heat 1						
1	30	Anna Laethisia SCHIMEK	GER	46.992	0.000	FS
	14	Geiny Carmela PAJARO GUZMAN	COL	DSQ		
	43	Asja VARANI	ITA	DSQ		
	53	Ying-Chu CHEN	TPE	DSQ		

Chief Referee

President of CEC

Secretary

Legend:
DSQ Disqualified

Timing and Results provided by  TISSOT





Start List

Bib	Name	Country Code	Remarks
Heat 1			
53	Ying-Chu CHEN	TPE	
10	Maria Jose MOYA SEPULVEDA	CHI	
43	Asja VARANI	ITA	
23	Nerea LANGA TORRES	ESP	
Heat 2			
30	Anna Laethisia SCHIMEK	GER	
14	Geiny Carmela PAJARO GUZMAN	COL	
33	Idalis Frezeida de LEON PALACIOS	GUA	FS
3	Micaela SIRI	ARG	

Chief Referee


President of CEC

Secretary

.....

.....

.....

Timing and Results provided by 





Official Results

Rank	Bib	Name	Country Code	Time	Time Behind	Remarks
------	-----	------	--------------	------	-------------	---------

Heat 1

1	43	Asja VARANI	ITA	46.783	0.000 Q	
2	53	Ying-Chu CHEN	TPE	46.888	+0.105 Q	
3	23	Nerea LANGA TORRES	ESP	47.067	+0.284	
4	10	Maria Jose MOYA SEPULVEDA	CHI	47.343	+0.560	FS

Heat 2

1	14	Geiny Carmela PAJARO GUZMAN	COL	47.122	0.000 Q	
2	30	Anna Laethisia SCHIMEK	GER	47.336	+0.214 Q	FS
3	3	Micaela SIRI	ARG	47.412	+0.290	
	33	Idalis Frezeida de LEON PALACIOS	GUA	DSQ		FS

Chief Referee

President of CEC

Secretary

.....

.....

.....

Legend:	
DSQ Disqualified	Q Qualified

Athlete BIB 33 Idalis Frezeida de LEON PALACIOS (GUA) is DSQ after race finish.

Timing and Results provided by **TISSOT**

RSTWSPRT500-----SFNL-----_C73B 2

Report Created FRI 8 JUL 2022 16:40

Page 1 / 1



Start List

Bib	Name	Country Code	Remarks
Heat 1			
14	Geiny Carmela PAJARO GUZMAN	COL	
53	Ying-Chu CHEN	TPE	
47	Carolina HUERTA CARDENAS	MEX	
Heat 2			
30	Anna Laethisia SCHIMEK	GER	
10	Maria Jose MOYA SEPULVEDA	CHI	
18	Adriana CANTILLO TUNDIDOR	CUB	
57	Jazzmyn Elaina FOSTER	USA	
Heat 3			
26	Mathilde PEDRONNO	FRA	
60	Solymar del Valle VIVAS JAMES	VEN	
23	Nerea LANGA TORRES	ESP	
39	Varsha Sriramakrishna PURANIK	IND	
Heat 4			
43	Asja VARANI	ITA	
3	Micaela SIRI	ARG	
33	Idalis Frezeida de LEON PALACIOS	GUA	
36	Karinne Tsz Ching TAM	HKG	

Chief Referee


President of CEC

Secretary

.....

.....

.....

Timing and Results provided by 





Official Results


Rank	Bib	Name	Country Code	Time	Time Behind	Remarks
Heat 1						
1	53	Ying-Chu CHEN	TPE	46.028	0.000 Q	
2	14	Geiny Carmela PAJARO GUZMAN	COL	46.141	+0.113 Q	
3	47	Carolina HUERTA CARDENAS	MEX	47.312	+1.284	
Heat 2						
1	30	Anna Laethisia SCHIMEK	GER	46.038	0.000 Q	
2	10	Maria Jose MOYA SEPULVEDA	CHI	46.152	+0.114 Q	
3	57	Jazzmyn Elaina FOSTER	USA	46.868	+0.830	
4	18	Adriana CANTILLO TUNDIDOR	CUB	52.368	+6.330	
Heat 3						
1	23	Nerea LANGA TORRES	ESP	46.624	0.000 Q	
2	26	Mathilde PEDRONNO	FRA	46.640	+0.016	
3	60	Solymar del Valle VIVAS JAMES	VEN	46.805	+0.181	
4	39	Varsha Sriramakrishna PURANIK	IND	46.990	+0.366	
Heat 4						
1	43	Asja VARANI	ITA	46.189	0.000 Q	
2	33	Idalis Frezeida de LEON PALACIOS	GUA	46.322	+0.133 Q	FS
3	3	Micaela SIRI	ARG	46.401	+0.212 Q	
4	36	Karinne Tsz Ching TAM	HKG	49.324	+3.135	

Chief Referee

President of CEC

Secretary

Legend:
Q Qualified

Timing and Results provided by  TISSOT





Speed Skating Track

Women's Sprint 1,000m





Entry List by Event

As of FRI 8 JUL 2022

Country	Bib Number	Name	Date of Birth
ARG - Argentina	3	Micaela SIRI	20 JUN 1997
CHI - Chile	10	Maria Jose MOYA SEPULVEDA	9 JUN 1989
COL - Colombia	14	Geiny Carmela PAJARO GUZMAN	17 AUG 1997
CUB - Cuba	18	Adriana CANTILLO TUNDIDOR	17 JAN 1997
ESP - Spain	23	Nerea LANGA TORRES	8 JUN 2001
FRA - France	26	Mathilde PEDRONNO	3 DEC 2000
GER - Germany	30	Anna Laethisia SCHIMEK	5 DEC 1992
GUA - Guatemala	33	Idalis Frezeida de LEON PALACIOS	9 JUN 1998
HKG - Hong Kong, China	36	Karinne Tsz Ching TAM	17 SEP 1993
IND - India	39	Varsha Sriramakrishna PURANIK	24 SEP 1987
ITA - Italy	43	Asja VARANI	17 MAR 2001
MEX - Mexico	47	Carolina HUERTA CARDENAS	1 NOV 1997
TPE - Chinese Taipei	53	Ying-Chu CHEN	18 FEB 1995
USA - United States of America	57	Jazzmyn Elaina FOSTER	16 APR 2000
VEN - Venezuela	60	Solymar del Valle VIVAS JAMES	15 NOV 1993

Note:
All changes are available in INFO

Timing and Results provided by 

RSTWSPRT1000-----_C32C 1

Report Created FRI 8 JUL 2022 10:07

Page 1 / 1





Official Final Results

Rank	Bib	Name	Country Code	Time	Time Behind	Remarks
Final						
1	15	Johana VIVEROS MONDRAGON	COL	1:35.824	0.000	
2	61	Angy Anabela QUINTERO VALERA	VEN	1:36.045	+0.221	
3	21	Gabriela VARGAS SARMIENTO	ECU	1:36.839	+1.015	
4	54	Yung-Chi YANG	TPE	1:36.874	+1.050	
5	48	Valentina Alejandra LETELIER CARTA.	MEX	1:37.144	+1.320	
6	27	Marine Claire Renee LEFEUVRE	FRA	1:37.564	+1.740	
7	34	Angelica Marisol DIAZ GARCIA	GUA	1:37.572	+1.748	
	11	Alejandra Andrea TRASLAVINA LOPEZ	CHI	DSQ		

Semifinal						
8	30	Anna Laethisia SCHIMEK	GER	1:31.474	+0.223	
9	4	Rocio BERBEL ALT	ARG	1:31.545	+0.294	
10	37	Dominika GARDI	HUN	1:31.553	+0.302	
11	47	Carolina HUERTA CARDENAS	MEX	1:31.832	+0.581	
12	31	Larissa Ursula GAISER	GER	1:31.929	+0.678	
13	44	Luisa Sophie WOOLAWAY	ITA	1:43.600	+14.336	
14	10	Maria Jose MOYA SEPULVEDA	CHI	1:58.510	+29.246	
	40	Aarathy KASTURI RAJ	IND	DSQ		

Qualification						
15	60	Solymar del Valle VIVAS JAMES	VEN	1:32.973	+2.125	
16	23	Nerea LANGA TORRES	ESP	1:33.055	+0.582	
17	26	Mathilde PEDRONNO	FRA	1:33.079	+2.311	
18	35	Vanessa Natalie WONG	HKG	1:33.128	+2.360	
19	58	Kelsey Renee RODGERS	USA	1:33.542	+1.069	
20	3	Micaela SIRI	ARG	1:33.631	+1.158	
21	57	Jazzmyn Elaina FOSTER	USA	1:33.813	+2.965	
22	39	Varsha Sriramakrishna PURANIK	IND	1:34.059	+1.586	
23	36	Karinne Tsz Ching TAM	HKG	1:37.420	+6.652	
24	18	Adriana CANTILLO TUNDIDOR	CUB	DNF		

Chief Referee

President of CEC

Secretary

Legend:
DNF Did Not Finish

DSQ Disqualified

Timing and Results provided by 



Medallists

Medal	Name	Country
GOLD	Johana VIVEROS MONDRAGON	COL - Colombia
SILVER	Angy Anabela QUINTERO VALERA	VEN - Venezuela
BRONZE	Gabriela VARGAS SARMIENTO	ECU - Ecuador



Start List

Bib	Name	Country Code	Remarks
Heat 1			
15	Johana VIVEROS MONDRAGON	COL	
54	Yung-Chi YANG	TPE	
21	Gabriela VARGAS SARMIENTO	ECU	
11	Alejandra Andrea TRASLAVINA LOPEZ	CHI	
61	Angy Anabela QUINTERO VALERA	VEN	
34	Angelica Marisol DIAZ GARCIA	GUA	
48	Valentina Alejandra LETELIER CARTA.	MEX	
27	Marine Claire Renee LEFEUVRE	FRA	

Chief Referee

President of CEC

Secretary





Official Results


Rank	Bib	Name	Country Code	Time	Time Behind	Remarks
Heat 1						
1	15	Johana VIVEROS MONDRAGON	COL	1:35.824	0.000	
2	61	Angy Anabela QUINTERO VALERA	VEN	1:36.045	+0.221	
3	21	Gabriela VARGAS SARMIENTO	ECU	1:36.839	+1.015	
4	54	Yung-Chi YANG	TPE	1:36.874	+1.050	
5	48	Valentina Alejandra LETELIER CARTA.	MEX	1:37.144	+1.320	
6	27	Marine Claire Renee LEFEUVRE	FRA	1:37.564	+1.740	
7	34	Angelica Marisol DIAZ GARCIA	GUA	1:37.572	+1.748	
	11	Alejandra Andrea TRASLAVINA LOPEZ	CHI	DSQ		

Chief Referee

President of CEC

Secretary

Legend:
DSQ Disqualified

Timing and Results provided by 





Start List

Bib	Name	Country Code	Remarks
Heat 1			
31	Larissa Ursula GAISER	GER	
48	Valentina Alejandra LETELIER CARTA.	MEX	
37	Dominika GARDI	HUN	
4	Rocio BERBEL ALT	ARG	
47	Carolina HUERTA CARDENAS	MEX	
54	Yung-Chi YANG	TPE	
27	Marine Claire Renee LEFEUVRE	FRA	
30	Anna Laethisia SCHIMEK	GER	
Heat 2			
11	Alejandra Andrea TRASLAVINA LOPEZ	CHI	
40	Aarathy KASTURI RAJ	IND	
15	Johana VIVEROS MONDRAGON	COL	
21	Gabriela VARGAS SARMIENTO	ECU	
44	Luisa Sophie WOOLAWAY	ITA	
34	Angelica Marisol DIAZ GARCIA	GUA	
61	Angy Anabela QUINTERO VALERA	VEN	
10	Maria Jose MOYA SEPULVEDA	CHI	

Chief Referee


President of CEC

Secretary

.....

.....

.....

Timing and Results provided by  **TISSOT**





Official Results

Rank	Bib	Name	Country Code	Time	Time Behind	Remarks
Heat 1						
1	54	Yung-Chi YANG	TPE	1:31.251	0.000	Q
2	48	Valentina Alejandra LETELIER CARTA.	MEX	1:31.402	+0.151	Q
3	27	Marine Claire Renee LEFEUVRE	FRA	1:31.469	+0.218	Q
4	30	Anna Laethisia SCHIMEK	GER	1:31.474	+0.223	
5	4	Rocio BERBEL ALT	ARG	1:31.545	+0.294	
6	37	Dominika GARDI	HUN	1:31.553	+0.302	
7	47	Carolina HUERTA CARDENAS	MEX	1:31.832	+0.581	
8	31	Larissa Ursula GAISER	GER	1:31.929	+0.678	
Heat 2						
1	15	Johana VIVEROS MONDRAGON	COL	1:29.264	0.000	Q
2	21	Gabriela VARGAS SARMIENTO	ECU	1:29.369	+0.105	Q
3	11	Alejandra Andrea TRASLAVINA LOPEZ	CHI	1:29.435	+0.171	Q
4	61	Angy Anabela QUINTERO VALERA	VEN	1:29.779	+0.515	Q
5	34	Angelica Marisol DIAZ GARCIA	GUA	1:30.858	+1.594	Q
6	44	Luisa Sophie WOOLAWAY	ITA	1:43.600	+14.336	
7	10	Maria Jose MOYA SEPULVEDA	CHI	1:58.510	+29.246	
	40	Aarathy KASTURI RAJ	IND	DSQ		


Chief Referee

President of CEC

Secretary

Legend:
DSQ Disqualified

Q Qualified

Timing and Results provided by  TISSOT





Start List

Bib	Name	Country Code	Remarks
Heat 1			
15	Johana VIVEROS MONDRAGON	COL	
4	Rocio BERBEL ALT	ARG	
60	Solymer del Valle VIVAS JAMES	VEN	
18	Adriana CANTILLO TUNDIDOR	CUB	
21	Gabriela VARGAS SARMIENTO	ECU	
40	Aarathy KASTURI RAJ	IND	
57	Jazzmyn Elaina FOSTER	USA	
Heat 2			
30	Anna Laethisia SCHIMEK	GER	
3	Micaela SIRI	ARG	
61	Angy Anabela QUINTERO VALERA	VEN	
48	Valentina Alejandra LETELIER CARTA.	MEX	
23	Nerea LANGA TORRES	ESP	
39	Varsha Sriramakrishna PURANIK	IND	
58	Kelsey Renee RODGERS	USA	
Heat 3			
31	Larissa Ursula GAISER	GER	
44	Luisa Sophie WOOLAWAY	ITA	
10	Maria Jose MOYA SEPULVEDA	CHI	
47	Carolina HUERTA CARDENAS	MEX	
34	Angelica Marisol DIAZ GARCIA	GUA	
37	Dominika GARDI	HUN	
Heat 4			
26	Mathilde PEDRONNO	FRA	
27	Marine Claire Renee LEFEUVRE	FRA	
11	Alejandra Andrea TRASLAVINA LOPEZ	CHI	
54	Yung-Chi YANG	TPE	
35	Vanessa Natalie WONG	HKG	
36	Karinne Tsz Ching TAM	HKG	

Chief Referee

President of CEC

Secretary





Official Results

Rank	Bib	Name	Country Code	Time	Time Behind	Remarks
Heat 1						
1	40	Aarathy KASTURI RAJ	IND	1:30.848	0.000 Q	
2	15	Johana VIVEROS MONDRAGON	COL	1:30.947	+0.099 Q	
3	21	Gabriela VARGAS SARMIENTO	ECU	1:30.997	+0.149 Q	
4	4	Rocio BERBEL ALT	ARG	1:31.104	+0.256 Q	
5	60	Solymar del Valle VIVAS JAMES	VEN	1:32.973	+2.125	
6	57	Jazzmyn Elaina FOSTER	USA	1:33.813	+2.965	
7	18	Adriana CANTILLO TUNDIDOR	CUB	DNF		
Heat 2						
1	48	Valentina Alejandra LETELIER CARTA.	MEX	1:32.473	0.000 Q	
2	61	Angy Anabela QUINTERO VALERA	VEN	1:32.624	+0.151 Q	
3	30	Anna Laethisia SCHIMEK	GER	1:32.850	+0.377 Q	
4	23	Nerea LANGA TORRES	ESP	1:33.055	+0.582	
5	58	Kelsey Renee RODGERS	USA	1:33.542	+1.069	
6	3	Micaela SIRI	ARG	1:33.631	+1.158	
7	39	Varsha Sriramakrishna PURANIK	IND	1:34.059	+1.586	
Heat 3						
1	31	Larissa Ursula GAISER	GER	1:30.741	0.000 Q	
2	37	Dominika GARDI	HUN	1:30.828	+0.087 Q	
3	47	Carolina HUERTA CARDENAS	MEX	1:31.114	+0.373 Q	
4	44	Luisa Sophie WOOLAWAY	ITA	1:31.225	+0.484 Q	
5	34	Angelica Marisol DIAZ GARCIA	GUA	1:31.361	+0.620 Q	
6	10	Maria Jose MOYA SEPULVEDA	CHI	1:32.762	+2.021 Q	
Heat 4						
1	11	Alejandra Andrea TRASLAVINA LOPEZ	CHI	1:30.768	0.000 Q	
2	54	Yung-Chi YANG	TPE	1:31.476	+0.708 Q	
3	27	Marine Claire Renee LEFEUVRE	FRA	1:32.254	+1.486 Q	
4	26	Mathilde PEDRONNO	FRA	1:33.079	+2.311	
5	35	Vanessa Natalie WONG	HKG	1:33.128	+2.360	
6	36	Karinne Tsz Ching TAM	HKG	1:37.420	+6.652	


Chief Referee

President of CEC

Secretary

Legend:
DNF Did Not Finish

Q Qualified

Timing and Results provided by  TISSOT





Speed Skating Track

Women's Point Elimination
10,000m





Entry List by Event

As of FRI 8 JUL 2022

Country	Bib Number	Name	Date of Birth
ARG - Argentina	4	Rocio BERBER ALT	31 JUL 1990
BRA - Brazil	7	Sofia SERRANO SCHEIBLER	14 NOV 1994
CHI - Chile	11	Alejandra Andrea TRASLAVINA LOPEZ	3 MAY 1987
COL - Colombia	15	Johana VIVEROS MONDRAGON	3 APR 1994
CRC - Costa Rica	17	Yuliana Gabriela ABARCA GODOY	11 JUL 1992
ECU - Ecuador	21	Gabriela VARGAS SARMIENTO	28 JAN 1998
FRA - France	27	Marine Claire Renee LEFEUVRE	12 FEB 1997
GER - Germany	31	Larissa Ursula GAISER	28 AUG 1998
GUA - Guatemala	34	Angelica Marisol DIAZ GARCIA	10 MAR 1997
HKG - Hong Kong, China	35	Vanessa Natalie WONG	7 MAR 1993
HUN - Hungary	37	Dominika GARDI	13 MAY 1998
IND - India	40	Aarathy KASTURI RAJ	22 MAY 1994
ITA - Italy	44	Luisa Sophie WOOLAWAY	4 DEC 1999
MEX - Mexico	48	Valentina Alejandra LETELIER CARTA.	21 AUG 1991
TPE - Chinese Taipei	54	Yung-Chi YANG	30 SEP 1998
USA - United States of America	58	Kelsey Renee RODGERS	17 JUL 1996
VEN - Venezuela	61	Angy Anabela QUINTERO VALERA	12 NOV 1998

Note:
All changes are available in INFO

Timing and Results provided by 

RSTWPTEL10KM-----_C32C 1

Report Created FRI 8 JUL 2022 10:07

Page 1 / 1





Medallists


Medal	Name	Country
GOLD	Johana VIVEROS MONDRAGON	COL - Colombia
SILVER	Marine Claire Renee LEFEUVRE	FRA - France
BRONZE	Gabriela VARGAS SARMIENTO	ECU - Ecuador



Start List

Number of Competitors: 17, Number of Nations: 17

Bib	Name	Country Code	Remarks
15	Johana VIVEROS MONDRAGON	COL	
31	Larissa Ursula GAISER	GER	
27	Marine Claire Renee LEFEUVRE	FRA	
44	Luisa Sophie WOOLAWAY	ITA	
4	Rocio BERBER ALT	ARG	
61	Angy Anabela QUINTERO VALERA	VEN	
11	Alejandra Andrea TRASLAVINA LOPEZ	CHI	
54	Yung-Chi YANG	TPE	
48	Valentina Alejandra LETELIER CARTA.	MEX	
7	Sofia SERRANO SCHEIBLER	BRA	
17	Yuliana Gabriela ABARCA GODOY	CRC	
21	Gabriela VARGAS SARMIENTO	ECU	
34	Angelica Marisol DIAZ GARCIA	GUA	
35	Vanessa Natalie WONG	HKG	
37	Dominika GARDI	HUN	
40	Aarathy KASTURI RAJ	IND	
58	Kelsey Renee RODGERS	USA	

Timing and Results provided by  TISSOT

RSTWPTTEL10KM-----FNL-000001--_C51A 1

Report Created THU 7 JUL 2022 20:33

Page 1 / 1





Official Results

Rank	Bib	Name	Country Code	Points in Race	Discipline
1	15	Johana VIVEROS MONDRAGON	COL	19	
2	27	Marine Claire Renee LEFEUVRE	FRA	9	
3	21	Gabriela VARGAS SARMIENTO	ECU	9	
4	11	Alejandra Andrea TRASLAVINA LOPEZ	CHI	8	
5	31	Larissa Ursula GAISER	GER	6	
6	54	Yung-Chi YANG	TPE	5	
7	61	Angy Anabela QUINTERO VALERA	VEN	5	
8	4	Rocio BERBEL ALT	ARG	4	
9	44	Luisa Sophie WOOLAWAY	ITA	2	
10	48	Valentina Alejandra LETELIER CARTA.	MEX		
11	40	Aarathy KASTURI RAJ	IND	EL	
12	37	Dominika GARDI	HUN	EL	
	34	Angelica Marisol DIAZ GARCIA	GUA	DNF	
	58	Kelsey Renee RODGERS	USA	DNF	
	35	Vanessa Natalie WONG	HKG	DNF	
	17	Yuliana Gabriela ABARCA GODOY	CRC	DNF	
	7	Sofia SERRANO SCHEIBLER	BRA	DNS	

Time of the Race: 16:12.805

Competitors/NOCs					
Entries	Ranked	DNS	DNF	DSQ	DQB
17/17	12	1	4		

Chief Referee

President of CEC


Secretary

.....

.....

.....

Legend:	DNF Did Not Finish	DNS Did Not Start	DQB Disqualified for unsportsmanlike behaviour
	DSQ Disqualified	EL	

Timing and Results provided by  TISSOT





Speed Skating Track

Women's Elimination Race
10,000m





Entry List by Event

As of FRI 8 JUL 2022

Country	Bib Number	Name	Date of Birth
ARG - Argentina	4	Rocio BERBER ALT	31 JUL 1990
BRA - Brazil	7	Sofia SERRANO SCHEIBLER	14 NOV 1994
CHI - Chile	11	Alejandra Andrea TRASLAVINA LOPEZ	3 MAY 1987
COL - Colombia	15	Johana VIVEROS MONDRAGON	3 APR 1994
CRC - Costa Rica	17	Yuliana Gabriela ABARCA GODOY	11 JUL 1992
ECU - Ecuador	21	Gabriela VARGAS SARMIENTO	28 JAN 1998
FRA - France	27	Marine Claire Renee LEFEUVRE	12 FEB 1997
GER - Germany	31	Larissa Ursula GAISER	28 AUG 1998
GUA - Guatemala	34	Angelica Marisol DIAZ GARCIA	10 MAR 1997
HKG - Hong Kong, China	35	Vanessa Natalie WONG	7 MAR 1993
HUN - Hungary	37	Dominika GARDI	13 MAY 1998
IND - India	40	Aarathy KASTURI RAJ	22 MAY 1994
ITA - Italy	44	Luisa Sophie WOOLAWAY	4 DEC 1999
MEX - Mexico	48	Valentina Alejandra LETELIER CARTA.	21 AUG 1991
TPE - Chinese Taipei	54	Yung-Chi YANG	30 SEP 1998
USA - United States of America	58	Kelsey Renee RODGERS	17 JUL 1996
VEN - Venezuela	61	Angy Anabela QUINTERO VALERA	12 NOV 1998

Note:
All changes are available in INFO

Timing and Results provided by 

RSTWELIM10KM-----_C32C 1

Report Created FRI 8 JUL 2022 10:08

Page 1 / 1





Medallists

Medal	Name	Country
GOLD	Johana VIVEROS MONDRAGON	COL - Colombia
SILVER	Alejandra Andrea TRASLAVINA LOPEZ	CHI - Chile
BRONZE	Gabriela VARGAS SARMIENTO	ECU - Ecuador



Start List

Number of Competitors: 17, Number of Nations: 17

Bib	Name	Country Code	Remarks
4	Rocio BERBEL ALT	ARG	
7	Sofia SERRANO SCHEIBLER	BRA	
11	Alejandra Andrea TRASLAVINA LOPEZ	CHI	
15	Johana VIVEROS MONDRAGON	COL	
17	Yuliana Gabriela ABARCA GODOY	CRC	
21	Gabriela VARGAS SARMIENTO	ECU	
27	Marine Claire Renee LEFEUVRE	FRA	
31	Larissa Ursula GAISER	GER	
34	Angelica Marisol DIAZ GARCIA	GUA	
35	Vanessa Natalie WONG	HKG	
37	Dominika GARDI	HUN	
40	Aarathy KASTURI RAJ	IND	
44	Luisa Sophie WOOLAWAY	ITA	
48	Valentina Alejandra LETELIER CARTA.	MEX	
54	Yung-Chi YANG	TPE	
58	Kelsey Renee RODGERS	USA	
61	Angy Anabela QUINTERO VALERA	VEN	



Official Results

Rank	Bib	Name	Country Code	Avg Speed (km/h)	Time	Time Behind	Discipline
1	15	Johana VIVEROS MONDRAGON	COL		16:48.975	0.000	
2	11	Alejandra Andrea TRASLAVINA LOPEZ	CHI		16:49.099	+0.124	
3	21	Gabriela VARGAS SARMIENTO	ECU		16:49.595	+0.620	
4	48	Valentina Alejandra LETELIER CARTA.	MEX		16:51.255	+2.280	
5	27	Marine Claire Renee LEFEUVRE	FRA		EL		
6	61	Angy Anabela QUINTERO VALERA	VEN		EL		
7	37	Dominika GARDI	HUN		EL		
8	44	Luisa Sophie WOOLAWAY	ITA		EL		
9	40	Aarathy KASTURI RAJ	IND		EL		
10	31	Larissa Ursula GAISER	GER		EL		
11	34	Angelica Marisol DIAZ GARCIA	GUA		EL		
12	58	Kelsey Renee RODGERS	USA		EL		
13	4	Rocio BERBEL ALT	ARG		EL		
14	35	Vanessa Natalie WONG	HKG		EL		
15	54	Yung-Chi YANG	TPE		EL		
16	17	Yuliana Gabriela ABARCA GODOY	CRC		EL		
	7	Sofia SERRANO SCHEIBLER	BRA		DNS		

Competitors/NOCs					
Entries	Ranked	DNS	DNF	DSQ	DQB
17/17	16	1			

Chief Referee

President of CEC


Secretary

.....

.....

.....

Legend:	DNF Did Not Finish	DNS Did Not Start	DQB Disqualified for unsportsmanlike behaviour
	DSQ Disqualified	EL	

Timing and Results provided by  TISSOT



RESULTS BOOK



Sport Climbing





38	Sport Climbing	3497
38.1	Table of Contents	3498
38.2	Competition Schedule	3501
38.3	Number of Entries by Country	3502
38.4	Entry List by Country	3503
38.5	Medallists by Event	3505
38.6	Medal Standings	3506
38.7	Men's Lead	3507
38.7.1	Entry List by Event	3508
38.7.2	Tournament Summary	3509
38.7.3	Medallists	3510
38.7.4	Final	3511
38.7.4.1	Start List	3511
38.7.4.2	Results	3512
38.7.5	Qualification	3513
38.7.5.1	Start List	3513
38.7.5.2	Results	3514
38.8	Men's Speed	3515
38.8.1	Entry List by Event	3516
38.8.2	Brackets	3517
38.8.3	Medallists	3518
38.8.4	Qualification	3519
38.8.4.1	Start List	3519
38.8.4.2	Results	3520
38.9	Men's Boulder	3521
38.9.1	Entry List by Event	3522
38.9.2	Tournament Summary	3523
38.9.3	Medallists	3524
38.9.4	Final	3525
38.9.4.1	Start List	3525
38.9.4.2	Results	3526
38.9.5	Qualification	3527
38.9.5.1	Start List	3527
38.9.5.2	Results	3528
38.10	Women's Lead	3529
38.10.1	Entry List by Event	3530
38.10.2	Tournament Summary	3531

38.10.3	Medallists	3532
38.10.4	Final	3533
38.10.4.1	Start List	3533
38.10.4.2	Results	3534
38.10.5	Qualification	3535
38.10.5.1	Start List	3535
38.10.5.2	Results	3536
38.11	Women's Speed	3537
38.11.1	Entry List by Event	3538
38.11.2	Brackets	3539
38.11.3	Medallists	3540
38.11.4	Qualification	3541
38.11.4.1	Start List	3541
38.11.4.2	Results	3542
38.12	Women's Boulder	3543
38.12.1	Entry List by Event	3544
38.12.2	Tournament Summary	3545
38.12.3	Medallists	3546
38.12.4	Final	3547
38.12.4.1	Start List	3547
38.12.4.2	Results	3548
38.12.5	Qualification	3549
38.12.5.1	Start List	3549
38.12.5.2	Results	3550



Competition Schedule

REVISED
15 JUL 7:41

Date	Start Time	Event
THU 14 JUL	18:00	Men's Speed, Qualification
	Estimated 18:20	Women's Speed, Qualification
	19:00	Men's Speed, Quarterfinals (4 heats)
	19:00	Women's Speed, Quarterfinals (4 heats)
	Estimated 19:15	Men's Speed, Semifinals (2 heats)
	Estimated 19:15	Women's Speed, Semifinals (2 heats)
	Estimated 19:20	Women's Speed, Final - Bronze Medal Final
	Estimated 19:22	Men's Speed, Final - Bronze Medal Final
	Estimated 19:25	Women's Speed, Final - Gold Medal Final
	Estimated 19:27	Men's Speed, Final - Gold Medal Final
FRI 15 JUL	9:00	Men's Boulder, Qualification
	11:40	Women's Boulder, Qualification
	17:00	Men's Boulder, Final
	20:00	Women's Boulder, Final
SAT 16 JUL	11:00	Men's Lead, Qualification
	11:00	Women's Lead, Qualification
	20:00	Women's Lead, Final
	Estimated 21:00	Men's Lead, Final

Lead finals time changed.

Timing and Results provided by  **TISSOT**





Number of Entries by Country

Country	Men				Women				Athlete Total
	Speed	Lead	Boulder	Total	Speed	Lead	Boulder	Total	
AUS - Australia					1		1	2	1
AUT - Austria	2	1	1	4	1	1		2	6
BEL - Belgium		1	2	3		1	1	2	3
CHI - Chile		1		1		1		1	2
ECU - Ecuador					1			1	1
FRA - France	1	2	2	5	1	1	2	4	7
GER - Germany					2			2	2
INA - Indonesia	2			2					2
ISR - Israel			1	1		1	1	2	2
JPN - Japan		2	2	4		2	2	4	7
KAZ - Kazakhstan	1			1	1			1	2
POL - Poland	1			1	2			2	3
RSA - South Africa	1	1	1	3	1	1	1	3	3
SLO - Slovenia		2	1	3		2	1	3	5
SUI - Switzerland		1		1			1	1	2
UKR - Ukraine	2			2	1	1		2	4
USA - United States of America	2	1	1	4	1	1	2	4	7
Total:	17	12	12	35	12	12	12	36	59





Entry List by Country

Country	Name	Date of Birth
AUS - Australia	Grace Powell CROWLEY	13 JUN 2003
AUT - Austria	Lawrence BOGESCHDORFER	17 OCT 2002
	Jessica PILZ	22 NOV 1996
	Tobias PLANGGER	8 JAN 2001
	Mathias POSCH	24 JUL 1999
	Laura STOCKLER	11 SEP 1999
	Nicolai UZNIK	11 AUG 2000
BEL - Belgium	Chloe CAULIER	4 SEP 2004
	Nicolas COLLIN	24 MAR 1998
	Hannes Van DUYSSEN	18 NOV 1996
CHI - Chile	Ignacia MELLANDO QUINTEROS	4 OCT 2002
	Benjamin VARGAS	10 NOV 1999
ECU - Ecuador	Andrea ROJAS	7 NOV 1995
FRA - France	Zelia AVEZOU	10 APR 2004
	Oriane BERTONE	10 MAR 2005
	Paul JENFT	16 JUN 2003
	Guillaume MORO	21 NOV 1994
	Salome ROMAIN	3 MAR 1996
	Mejdi SCHALCK	7 MAY 2004
	Capucine VIGLIONE	9 DEC 2002
GER - Germany	Afra HONIG	2 DEC 1995
	Franziska RITTER	17 APR 2003
INA - Indonesia	Kiromal KATIBIN	21 AUG 2000
	Veddrig LEONARDO	11 MAR 1997
ISR - Israel	Ayala KEREM	22 SEP 2001
	Nimrod MARCUS	22 SEP 2001
JPN - Japan	Momoko ABE	21 FEB 2003
	Kokoro FUJII	30 NOV 1992
	Masahiro HIGUCHI	7 SEP 1992
	Mao NAKAMURA	2 MAR 2000
	Miho NONAKA	21 MAY 1997
	Yoshiyuki OGATA	4 FEB 1998
	Natsuki TANII	23 SEP 2003
KAZ - Kazakhstan	Rishat KHAIBULLIN	21 SEP 1995
	Tamara ULZHABAYEVA	4 AUG 1987

 Timing and Results provided by 

BIRMINGHAM

Greater Birmingham Convention & Visitors Bureau


REGIONS Protective




Entry List by Country

Country	Name	Date of Birth
POL - Poland	Patrycja CHUDZIAK	2 JUL 1997
	Marcin Jan DZIENSKI	22 JAN 1993
	Natalia Patrycja KALUCKA	25 DEC 2001
RSA - South Africa	Christopher COSSER	12 DEC 2000
	Mel JANSE van RENSBURG	16 SEP 2001
	Lauren MUKHEIBIR	8 OCT 2001
SLO - Slovenia	Martin BERGANT	14 JAN 1996
	Katja DEBEVEC	14 JUN 1995
	Anze PEHARC	29 JUL 1997
	Lana SKUSEK	5 JUN 2000
	Lucija TARKUS	11 SEP 2003
SUI - Switzerland	Sascha LEHMANN	3 FEB 1998
	Sofya YOKOYAMA	29 AUG 1998
UKR - Ukraine	Danyil BOLDYREV	15 MAY 1992
	Ievgeniia KAZBEKOVA	15 OCT 1996
	Yelyzaveta LAVRYKOVA	13 MAR 2001
	Yaroslav TKACH	31 OCT 2001
USA - United States of America	Noah BRATSCHI	31 JUL 2000
	John BROSLER	19 MAR 1997
	Cloe COSCOY	18 NOV 2001
	Kylie CULLEN	
	Joe GOODACRE	1 SEP 2001
	Jesse GRUPPER	1 JUN 1997
	Emma HUNT	4 JAN 2003

 Timing and Results provided by  TISSOT

BIRMINGHAM

Greater Birmingham Convention & Visitors Bureau


REGIONS Protective


BlueCross BlueShield of Alabama



Medallists by Event

After 6 of 6 Events

Event Name	Date	Medal	Name	Country Code
Men's Speed	THU 14 JUL	GOLD	Veddrig LEONARDO	INA
		SILVER	Kiromal KATIBIN	INA
		BRONZE	Yaroslav TKACH	UKR
Men's Lead	SAT 16 JUL	GOLD	Sascha LEHMANN	SUI
		SILVER	Masahiro HIGUCHI	JPN
		BRONZE	Mejdi SCHALCK	FRA
Men's Boulder	FRI 15 JUL	GOLD	Nicolas COLLIN	BEL
		SILVER	Kokoro FUJII	JPN
		BRONZE	Yoshiyuki OGATA	JPN
Women's Speed	THU 14 JUL	GOLD	Emma HUNT	USA
		SILVER	Natalia Patrycja KALUCKA	POL
		BRONZE	Franziska RITTER	GER
Women's Lead	SAT 16 JUL	GOLD	Jessica PILZ	AUT
		SILVER	Natsuki TANII	JPN
		BRONZE	Lana SKUSEK	SLO
Women's Boulder	FRI 15 JUL	GOLD	Miho NONAKA	JPN
		SILVER	Katja DEBEVEC	SLO
		BRONZE	Mao NAKAMURA	JPN

Timing and Results provided by  TISSOT








Medal Standings

After 6 of 6 Events

Rank	Country	Men				Women				Total				Rank by Total
		G	S	B	Tot	G	S	B	Tot	G	S	B	Tot	
1	JPN - Japan		2	1	3	1	1	1	3	1	3	2	6	1
2	INA - Indonesia	1	1		2					1	1		2	=2
3	AUT - Austria					1			1	1			1	=4
3	BEL - Belgium	1			1					1			1	=4
3	SUI - Switzerland	1			1					1			1	=4
3	USA - United States of America					1			1	1			1	=4
7	SLO - Slovenia						1	1	2		1	1	2	=2
8	POL - Poland						1		1		1		1	=4
9	FRA - France			1	1							1	1	=4
9	GER - Germany							1	1			1	1	=4
9	UKR - Ukraine			1	1							1	1	=4
Total:		3	3	3	9	3	3	3	9	6	6	6	18	

Legend:
 = Equal sign indicates that two or more NOCs share the same rank by total **B** Bronze **G** Gold **S** Silver **Tot** Total

Timing and Results provided by  TISSOT



RESULTS BOOK



Sport Climbing

Men's Lead





Entry List by Event

Country	Bib Number	Name	Date of Birth
AUT - Austria	32	Mathias POSCH	24 JUL 1999
BEL - Belgium	31	Nicolas COLLIN	24 MAR 1998
CHI - Chile	26	Benjamin VARGAS	10 NOV 1999
FRA - France	30 29	Paul JENFT Mejdi SCHALCK	16 JUN 2003 7 MAY 2004
JPN - Japan	34 35	Masahiro HIGUCHI Yoshiyuki OGATA	7 SEP 1992 4 FEB 1998
RSA - South Africa	25	Mel JANSE van RENSBURG	16 SEP 2001
SLO - Slovenia	28 27	Martin BERGANT Anze PEHARC	14 JAN 1996 29 JUL 1997
SUI - Switzerland	36	Sascha LEHMANN	3 FEB 1998
USA - United States of America	33	Jesse GRUPPER	1 JUN 1997



REGIONS Protective





Tournament Summary

Rank	Bib	Name	Country Code	Final	Qualification
1	36	Sascha LEHMANN	SUI	Top	33+
2	34	Masahiro HIGUCHI	JPN	32+	33+
3	29	Mejdi SCHALCK	FRA	24+	34
4	33	Jesse GRUPPER	USA	22+	38+
5	28	Martin BERGANT	SLO	22+	37
6	31	Nicolas COLLIN	BEL	22+	36+
7	30	Paul JENFT	FRA	22+	35+
7	35	Yoshiyuki OGATA	JPN	22+	35+
9	32	Mathias POSCH	AUT	18+	35
10	27	Anze PEHARC	SLO		29+
11	26	Benjamin VARGAS	CHI		23+
12	25	Mel JANSE van RENSBURG	RSA		19+

Timing and Results provided by  TISSOT





Medallists

Medal	Name	Country
GOLD	Sascha LEHMANN	SUI - Switzerland
SILVER	Masahiro HIGUCHI	JPN - Japan
BRONZE	Mejdi SCHALCK	FRA - France





Start List

Start Order	Bib Number	Name	Country Code
1	34	Masahiro HIGUCHI	JPN
2	36	Sascha LEHMANN	SUI
3	29	Mejdi SCHALCK	FRA
4	32	Mathias POSCH	AUT
5	30	Paul JENFT	FRA
6	35	Yoshiyuki OGATA	JPN
7	31	Nicolas COLLIN	BEL
8	28	Martin BERGANT	SLO
9	33	Jesse GRUPPER	USA

Isolation zone and times

Isolation zone: Opens: 18:00 / Closes: 19:00
 Observation time: Starts: 19:45



Greater Birmingham Convention & Visitors Bureau



REGIONS Protective



BlueCross BlueShield of Alabama





Results

Rank	Bib Number	Name	Country Code	Hold Reached	Qualification Rank
1	36	Sascha LEHMANN	SUI	Top	
2	34	Masahiro HIGUCHI	JPN	32+	
3	29	Mejdi SCHALCK	FRA	24+	
4	33	Jesse GRUPPER	USA	22+	1
5	28	Martin BERGANT	SLO	22+	2
6	31	Nicolas COLLIN	BEL	22+	3
7	30	Paul JENFT	FRA	22+	4
7	35	Yoshiyuki OGATA	JPN	22+	4
9	32	Mathias POSCH	AUT	18+	

Note:
Qualification rank is used when competitors reach same hold to determine ranking.

Timing and Results provided by  TISSOT





Start List

Start Order	Bib Number	Name	Country Code
1	25	Mel JANSE van RENSBURG	RSA
2	26	Benjamin VARGAS	CHI
3	27	Anze PEHARC	SLO
4	28	Martin BERGANT	SLO
5	29	Mejdi SCHALCK	FRA
6	30	Paul JENFT	FRA
7	31	Nicolas COLLIN	BEL
8	32	Mathias POSCH	AUT
9	33	Jesse GRUPPER	USA
10	34	Masahiro HIGUCHI	JPN
11	35	Yoshiyuki OGATA	JPN
12	36	Sascha LEHMANN	SUI

Isolation zone and times

Isolation zone: Opens: 9:00 / Closes: 10:00
Observation time: Starts: 10:45



BIRMINGHAM

Greater Birmingham Convention & Visitors Bureau



REGIONS Protective



BlueCross BlueShield of Alabama





Results

Rank	Bib Number	Name	Country Code	Hold Reached
1	33	Jesse GRUPPER	USA	38+ Q
2	28	Martin BERGANT	SLO	37 Q
3	31	Nicolas COLLIN	BEL	36+ Q
4	35	Yoshiyuki OGATA	JPN	35+ Q
4	30	Paul JENFT	FRA	35+ Q
6	32	Mathias POSCH	AUT	35 Q
7	29	Mejdi SCHALCK	FRA	34 Q
8	34	Masahiro HIGUCHI	JPN	33+ Q
8	36	Sascha LEHMANN	SUI	33+ Q
10	27	Anze PEHARC	SLO	29+
11	26	Benjamin VARGAS	CHI	23+
12	25	Mel JANSE van RENSBURG	RSA	19+

Legend:
Q Qualified

Timing and Results provided by 



RESULTS BOOK



Sport Climbing

Men's Speed





Entry List by Event

Country	Bib Number	Name	Date of Birth
AUT - Austria	11	Lawrence BOGESCHDORFER	17 OCT 2002
	12	Tobias PLANGGER	8 JAN 2001
FRA - France	6	Guillaume MORO	21 NOV 1994
INA - Indonesia	2	Kiromal KATIBIN	21 AUG 2000
	5	Veddrig LEONARDO	11 MAR 1997
KAZ - Kazakhstan	7	Rishat KHAIBULLIN	21 SEP 1995
POL - Poland	10	Marcin Jan DZIENSKI	22 JAN 1993
RSA - South Africa	4	Christopher COSSER	12 DEC 2000
UKR - Ukraine	3	Danyil BOLDYREV	15 MAY 1992
	8	Yaroslav TKACH	31 OCT 2001
USA - United States of America	9	Noah BRATSCHI	31 JUL 2000
	1	John BROSLER	19 MAR 1997



BIRMINGHAM

Greater Birmingham Convention & Visitors Bureau



REGIONS Protective

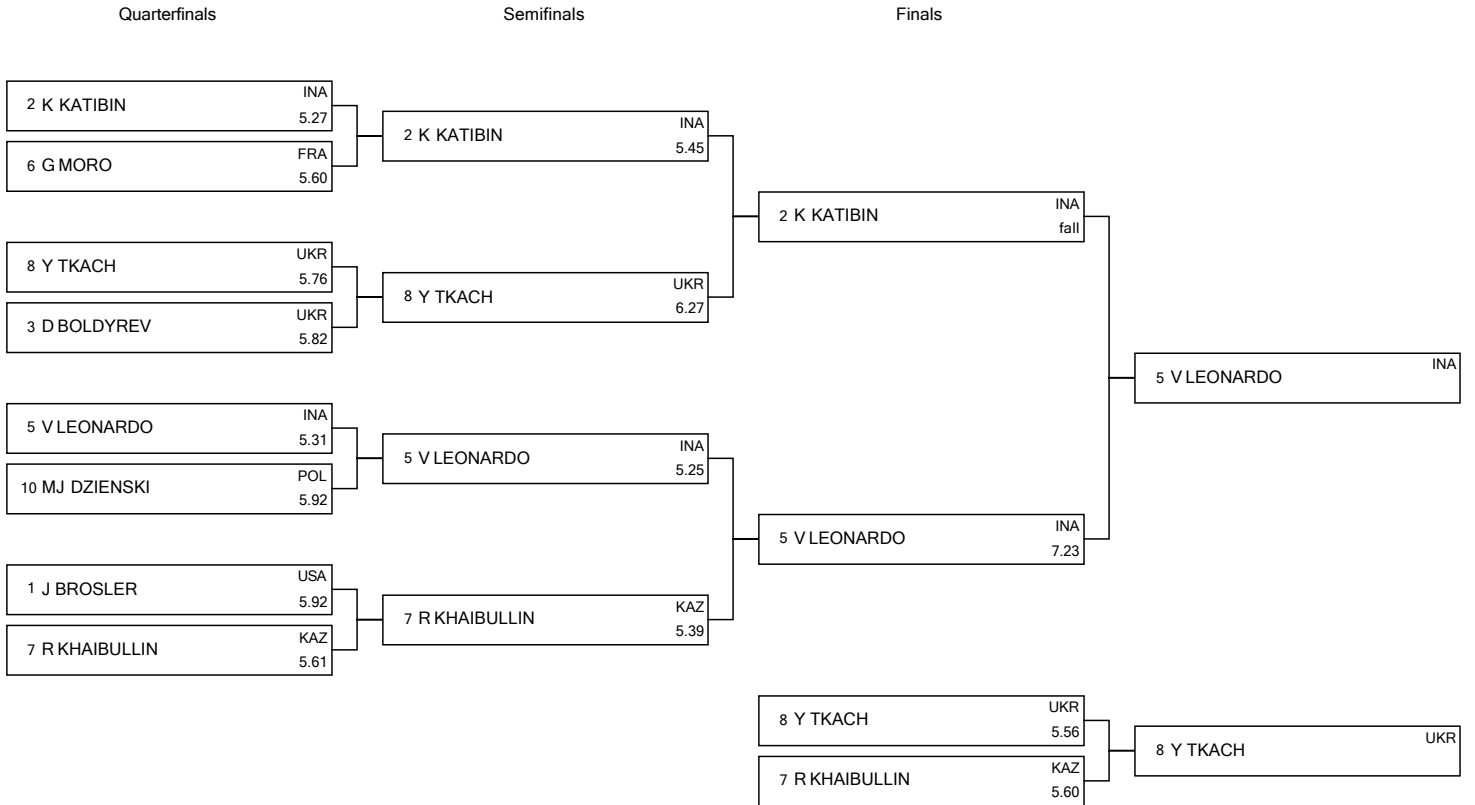


BlueCross BlueShield of Alabama





Brackets



Ranking Summary

1	Veddrig LEONARDO	INA
2	Kiromal KATIBIN	INA
3	Yaroslav TKACH	UKR
4	Rishat KHAIBULLIN	KAZ
5	John BROSLER	USA
6	Danyil BOLDYREV	UKR
7	Marcin Jan DZIENSKI	POL
8	Guillaume MORO	FRA



Medallists

Medal	Name	Country
GOLD	Veddrig LEONARDO	INA - Indonesia
SILVER	Kiromal KATIBIN	INA - Indonesia
BRONZE	Yaroslav TKACH	UKR - Ukraine





Start List

Heat	Lane A			Lane B		
	Bib Number	Name	Country Code	Bib Number	Name	Country Code
1	1	John BROSLER	USA	7	Rishat KHAIBULLIN	KAZ
2	2	Kiromal KATIBIN	INA	8	Yaroslav TKACH	UKR
3	3	Danyil BOLDYREV	UKR	9	Noah BRATSCHI	USA
4	4	Christopher COSSER	RSA	10	Marcin Jan DZIENSKI	POL
5	5	Veddriq LEONARDO	INA	11	Lawrence BOGESCHDORFER	AUT
6	6	Guillaume MORO	FRA	12	Tobias PLANGGER	AUT
7	7	Rishat KHAIBULLIN	KAZ	1	John BROSLER	USA
8	8	Yaroslav TKACH	UKR	2	Kiromal KATIBIN	INA
9	9	Noah BRATSCHI	USA	3	Danyil BOLDYREV	UKR
10	10	Marcin Jan DZIENSKI	POL	4	Christopher COSSER	RSA
11	11	Lawrence BOGESCHDORFER	AUT	5	Veddriq LEONARDO	INA
12	12	Tobias PLANGGER	AUT	6	Guillaume MORO	FRA

Note:
Warm-up opens at 10:00.
Practice starts at 11:20.

Timing and Results provided by 





Results

Rank	Bib Number	Name	Country Code	Lane A	Lane B	Time	Remark
1	2	Kiromal KATIBIN	INA	6.42	5.27	5.27	Q
2	5	Veddriq LEONARDO	INA	5.28	5.30	5.28	Q
3	1	John BROSLER	USA	7.02	5.43	5.43	Q
4	8	Yaroslav TKACH	UKR	5.56	5.80	5.56	Q
5	3	Danyil BOLDYREV	UKR	5.78	5.660	5.660	Q
6	7	Rishat KHAIBULLIN	KAZ	5.666	5.94	5.666	Q
7	10	Marcin Jan DZIENSKI	POL	5.79	6.06	5.79	Q
8	6	Guillaume MORO	FRA	5.81	5.85	5.81	Q
9	9	Noah BRATSCHI	USA	6.69	6.11	6.11	
10	11	Lawrence BOGESCHDORFER	AUT	8.13	6.27	6.27	
11	4	Christopher COSSER	RSA	10.39	6.78	6.78	
12	12	Tobias PLANGGER	AUT	8.53	10.40	8.53	

Note:
If two or more athletes obtained the same time to the hundredth of a second, the ties will be broken and presented to the thousandth of a second.

Legend:
Q Qualified

Timing and Results provided by 



RESULTS BOOK



Sport Climbing

Men's Boulder





Entry List by Event

Country	Bib Number	Name	Date of Birth
AUT - Austria	17	Nicolai UZNIK	11 AUG 2000
BEL - Belgium	16	Nicolas COLLIN	24 MAR 1998
	15	Hannes Van DUYSEN	18 NOV 1996
FRA - France	19	Paul JENFT	16 JUN 2003
	21	Mejdi SCHALCK	7 MAY 2004
ISR - Israel	18	Nimrod MARCUS	22 SEP 2001
JPN - Japan	23	Kokoro FUJII	30 NOV 1992
	22	Yoshiyuki OGATA	4 FEB 1998
RSA - South Africa	14	Christopher COSSER	12 DEC 2000
SLO - Slovenia	20	Anze PEHARC	29 JUL 1997
USA - United States of America	13	Joe GOODACRE	1 SEP 2001





Tournament Summary

Rank	Bib	Name	Country Code	Final	Qualification
1	16	Nicolas COLLIN	BEL	4T4z	2T3z
2	23	Kokoro FUJII	JPN	4T4z	4T4z
3	22	Yoshiyuki OGATA	JPN	3T4z	2T4z
4	17	Nicolai UZNIK	AUT	3T4z	3T4z
5	20	Anze PEHARC	SLO	3T4z	3T4z
6	18	Nimrod MARCUS	ISR	3T4z	3T4z
7	15	Hannes Van DUYSSEN	BEL		1T4z
8	19	Paul JENFT	FRA		1T3z
9	21	Mejdi SCHALCK	FRA		1T3z
10	14	Christopher COSSER	RSA		0T4z
11	13	Joe GOODACRE	USA		0T2z

Timing and Results provided by  TISSOT





Medallists

Medal	Name	Country
GOLD	Nicolas COLLIN	BEL - Belgium
SILVER	Kokoro FUJII	JPN - Japan
BRONZE	Yoshiyuki OGATA	JPN - Japan





Start List

Start Order	Bib Number	Name	Country Code
1	16	Nicolas COLLIN	BEL
2	22	Yoshiyuki OGATA	JPN
3	17	Nicolai UZNIK	AUT
4	18	Nimrod MARCUS	ISR
5	20	Anze PEHARC	SLO
6	23	Kokoro FUJII	JPN

Isolation zone and times

Isolation zone: Opens: 15:00 / Closes: 16:00





Results

Rank	Bib Number	Name	Country Code	Boulder				Result	Attempts Tops	Attempts Zone
				1	2	3	4			
1	16	Nicolas COLLIN	BEL	T	T	T	T	4T4z	6	4
2	23	Kokoro FUJII	JPN	T	T	T	T	4T4z	8	5
3	22	Yoshiyuki OGATA	JPN	z	T	T	T	3T4z	4	5
4	17	Nicolai UZNIK	AUT	T	T	z	T	3T4z	5	5
5	20	Anze PEHARC	SLO	z	T	T	T	3T4z	6	6
6	18	Nimrod MARCUS	ISR	T	T	z	T	3T4z	8	6

Note:
Scoring System: nT denotes n Tops reached, mz denotes m zone holds reached. The zone hold represents half of the problem, and is used as a tie breaker for those athletes who have reached the same number of Tops. If a Top is reached, the zone hold has also been reached. "-" is used if no top and no zone was reached.
 E.g. 1T1z denotes one Top and one zone hold reached.

Timing and Results provided by 





Start List

Start Order	Start Time	Bib Number	Name	Country Code
1		13	Joe GOODACRE	USA
2		14	Christopher COSSER	RSA
3		15	Hannes Van DUYSEN	BEL
4		16	Nicolas COLLIN	BEL
5		17	Nicolai UZNIK	AUT
6		18	Nimrod MARCUS	ISR
7		19	Paul JENFT	FRA
8		20	Anze PEHARC	SLO
9		21	Mejdi SCHALCK	FRA
10		22	Yoshiyuki OGATA	JPN
11		23	Kokoro FUJII	JPN

Isolation zone and times

Isolation zone: Opens: 7:15 / Closes: 8:30





Results

Rank	Bib Number	Name	Country Code	Boulder				Result	Attempts Tops	Attempts Zone
				1	2	3	4			
1	23	Kokoro FUJII	JPN	T	T	T	T	4T4z	11	9
2	20	Anze PEHARC	SLO	z	T	T	T	3T4z	3	7
3	18	Nimrod MARCUS	ISR	T	z	T	T	3T4z	6	6
4	17	Nicolai UZNIK	AUT	T	T	z	T	3T4z	7	8
5	22	Yoshiyuki OGATA	JPN	T	z	z	T	2T4z	10	11
6	16	Nicolas COLLIN	BEL	-	z	T	T	2T3z	4	11
7	15	Hannes Van DUYSEN	BEL	z	z	z	T	1T4z	1	4
8	19	Paul JENFT	FRA	-	z	z	T	1T3z	1	5
9	21	Mejdi SCHALCK	FRA	-	z	z	T	1T3z	3	5
10	14	Christopher COSSER	RSA	z	z	z	z	0T4z	0	14
11	13	Joe GOODACRE	USA	-	-	z	z	0T2z	0	6

Note:
Scoring System: nT denotes n Tops reached, mz denotes m zone holds reached. The zone hold represents half of the problem, and is used as a tie breaker for those athletes who have reached the same number of Tops. If a Top is reached, the zone hold has also been reached. "-" is used if no top and no zone was reached.
 E.g. 1T1z denotes one Top and one zone hold reached.

Timing and Results provided by 





Sport Climbing

Women's Lead





Entry List by Event

Country	Bib Number	Name	Date of Birth
AUT - Austria	35	Jessica PILZ	22 NOV 1996
BEL - Belgium	28	Chloe CAULIER	4 SEP 2004
CHI - Chile	30	Ignacia MELLANDO QUINTEROS	4 OCT 2002
FRA - France	34	Salome ROMAIN	3 MAR 1996
ISR - Israel	27	Ayala KEREM	22 SEP 2001
JPN - Japan	32 36	Momoko ABE Natsuki TANII	21 FEB 2003 23 SEP 2003
RSA - South Africa	25	Lauren MUKHEIBIR	8 OCT 2001
SLO - Slovenia	33 29	Lana SKUSEK Lucija TARKUS	5 JUN 2000 11 SEP 2003
UKR - Ukraine	31	Ievgeniia KAZBEKOVA	15 OCT 1996
USA - United States of America	26	Cloe COSCOY	18 NOV 2001





Tournament Summary

Rank	Bib	Name	Country Code	Final	Qualification
1	35	Jessica PILZ	AUT	42+	35+
2	36	Natsuki TANII	JPN	35	Top
3	33	Lana SKUSEK	SLO	34+	31+
4	30	Ignacia MELLANDO QUINTEROS	CHI	33	31+
5	31	Ievgeniia KAZBEKOVA	UKR	32+	32+
5	34	Salome ROMAIN	FRA	32+	32+
7	32	Momoko ABE	JPN	31+	32+
8	28	Chloe CAULIER	BEL	29	28+
9	27	Ayala KEREM	ISR		27+
10	26	Cloe COSCOY	USA		26+
11	29	Lucija TARKUS	SLO		15
12	25	Lauren MUKHEIBIR	RSA		14

Timing and Results provided by  TISSOT



BIRMINGHAM

Greater Birmingham Convention & Visitors Bureau



REGIONS Protective



BlueCross BlueShield of Alabama





Medallists

Medal	Name	Country
GOLD	Jessica PILZ	AUT - Austria
SILVER	Natsuki TANII	JPN - Japan
BRONZE	Lana SKUSEK	SLO - Slovenia





Start List

REVISED
16 JUL 12:33

Start Order	Bib Number	Name	Country Code
1	28	Chloe CAULIER	BEL
2	30	Ignacia MELLANDO QUINTEROS	CHI
3	33	Lana SKUSEK	SLO
4	31	Ievgeniia KAZBEKOVA	UKR
5	32	Momoko ABE	JPN
6	34	Salome ROMAIN	FRA
7	35	Jessica PILZ	AUT
8	36	Natsuki TANII	JPN

Isolation zone and times

Isolation zone: Opens: 18:00 / Closes: 19:00
Observation time: Starts: 19:45

Updated after Qualification revision.

Timing and Results provided by 





Results

Rank	Bib Number	Name	Country Code	Hold Reached	Qualification Rank
1	35	Jessica PILZ	AUT	42+	
2	36	Natsuki TANII	JPN	35	
3	33	Lana SKUSEK	SLO	34+	
4	30	Ignacia MELLANDO QUINTEROS	CHI	33	
5	31	Ievgeniia KAZBEKOVA	UKR	32+	3
5	34	Salome ROMAIN	FRA	32+	3
7	32	Momoko ABE	JPN	31+	
8	28	Chloe CAULIER	BEL	29	

Note:
Qualification rank is used when competitors reach same hold to determine ranking.

Timing and Results provided by 



Greater Birmingham Convention & Visitors Bureau



REGIONS Protective



BlueCross BlueShield of Alabama





Start List

Start Order	Bib Number	Name	Country Code
1	25	Lauren MUKHEIBIR	RSA
2	26	Cloe COSCOY	USA
3	27	Ayala KEREM	ISR
4	28	Chloe CAULIER	BEL
5	29	Lucija TARKUS	SLO
6	30	Ignacia MELLANDO QUINTEROS	CHI
7	31	Ievgeniia KAZBEKOVA	UKR
8	32	Momoko ABE	JPN
9	33	Lana SKUSEK	SLO
10	34	Salome ROMAIN	FRA
11	35	Jessica PILZ	AUT
12	36	Natsuki TANII	JPN

Isolation zone and times

Isolation zone: Opens: 9:00 / Closes: 10:00
Observation time: Starts: 10:45



Greater Birmingham Convention & Visitors Bureau



REGIONS Protective



BlueCross BlueShield of Alabama





Results

REVISED
16 JUL 12:28

Rank	Bib Number	Name	Country Code	Hold Reached
1	36	Natsuki TANII	JPN	Top Q
2	35	Jessica PILZ	AUT	35+ Q
3	31	Ievgeniia KAZBEKOVA	UKR	32+ Q
3	34	Salome ROMAIN	FRA	32+ Q
3	32	Momoko ABE	JPN	32+ Q
6	30	Ignacia MELLANDO QUINTEROS	CHI	31+ Q
6	33	Lana SKUSEK	SLO	31+ Q
8	28	Chloe CAULIER	BEL	28+ Q
9	27	Ayala KEREM	ISR	27+
10	26	Cloe COSCOY	USA	26+
11	29	Lucija TARKUS	SLO	15
12	25	Lauren MUKHEIBIR	RSA	14

Legend:
Q Qualified

Kazbekova (UKR) score updated.

Timing and Results provided by 





Sport Climbing

Women's Speed





Entry List by Event

Country	Bib Number	Name	Date of Birth
AUS - Australia	5	Grace Powell CROWLEY	13 JUN 2003
AUT - Austria	4	Laura STOCKLER	11 SEP 1999
ECU - Ecuador	9	Andrea ROJAS	7 NOV 1995
FRA - France	12	Capucine VIGLIONE	9 DEC 2002
GER - Germany	11	Afra HONIG	2 DEC 1995
	3	Franziska RITTER	17 APR 2003
KAZ - Kazakhstan	10	Tamara ULZHABAYEVA	4 AUG 1987
POL - Poland	7	Patrycja CHUDZIAK	2 JUL 1997
	8	Natalia Patrycja KALUCKA	25 DEC 2001
RSA - South Africa	6	Lauren MUKHEIBIR	8 OCT 2001
UKR - Ukraine	1	Yelyzaveta LAVRYKOVA	13 MAR 2001
USA - United States of America	2	Emma HUNT	4 JAN 2003

Timing and Results provided by  TISSOT

CLBWSPEED-----_C32C 1.0

Report Created WED 13 JUL 2022 11:45

Page 1 / 1



BIRMINGHAM

Greater Birmingham Convention & Visitors Bureau

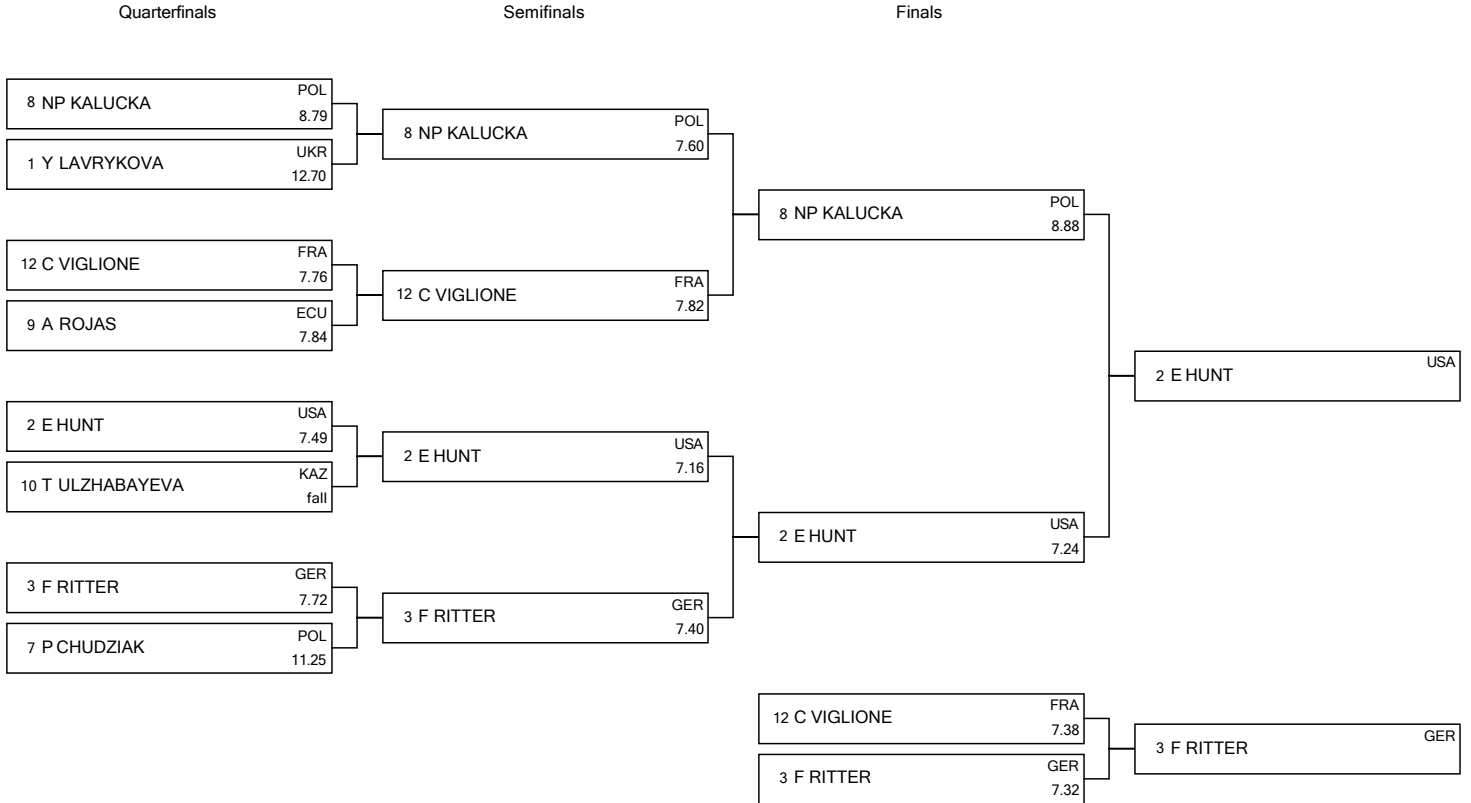


REGIONS Protective





Brackets



Ranking Summary

1	Emma HUNT	USA
2	Natalia Patrycja KALUCKA	POL
3	Franziska RITTER	GER
4	Capucine VIGLIONE	FRA
5	Andrea ROJAS	ECU
6	Patrycja CHUDZIAK	POL
7	Tamara ULZHABAYEVA	KAZ
8	Yelyzaveta LAVRYKOVA	UKR





Medallists

Medal	Name	Country
GOLD	Emma HUNT	USA - United States of America
SILVER	Natalia Patrycja KALUCKA	POL - Poland
BRONZE	Franziska RITTER	GER - Germany

Timing and Results provided by  **TISSOT**





Start List

Heat	Lane A			Lane B		
	Bib Number	Name	Country Code	Bib Number	Name	Country Code
1	1	Yelyzaveta LAVRYKOVA	UKR	7	Patrycja CHUDZIAK	POL
2	2	Emma HUNT	USA	8	Natalia Patrycja KALUCKA	POL
3	3	Franziska RITTER	GER	9	Andrea ROJAS	ECU
4	4	Laura STOCKLER	AUT	10	Tamara ULZHABAYEVA	KAZ
5	5	Grace Powell CROWLEY	AUS	11	Afra HONIG	GER
6	6	Lauren MUKHEIBIR	RSA	12	Capucine VIGLIONE	FRA
7	7	Patrycja CHUDZIAK	POL	1	Yelyzaveta LAVRYKOVA	UKR
8	8	Natalia Patrycja KALUCKA	POL	2	Emma HUNT	USA
9	9	Andrea ROJAS	ECU	3	Franziska RITTER	GER
10	10	Tamara ULZHABAYEVA	KAZ	4	Laura STOCKLER	AUT
11	11	Afra HONIG	GER	5	Grace Powell CROWLEY	AUS
12	12	Capucine VIGLIONE	FRA	6	Lauren MUKHEIBIR	RSA

Note:
Warm-up opens at 10:00.
Practice starts at 11:35

Timing and Results provided by 





Results

Rank	Bib Number	Name	Country Code	Lane A	Lane B	Time	Remark
1	8	Natalia Patrycja KALUCKA	POL	7.25	7.53	7.25	Q
2	2	Emma HUNT	USA	7.34	7.31	7.31	Q
3	3	Franziska RITTER	GER	7.78	7.39	7.39	Q
4	12	Capucine VIGLIONE	FRA	7.61	7.84	7.61	Q
5	9	Andrea ROJAS	ECU	9.58	7.90	7.90	Q
6	7	Patrycja CHUDZIAK	POL	8.47	7.93	7.93	Q
7	10	Tamara ULZHABAYEVA	KAZ	8.10	11.33	8.10	Q
8	1	Yelyzaveta LAVRYKOVA	UKR	9.24	8.92	8.92	Q
9	11	Afra HONIG	GER	10.09	Fall	10.09	
10	4	Laura STOCKLER	AUT	11.31	Fall	11.31	
11	5	Grace Powell CROWLEY	AUS	13.17	Fall	13.17	
12	6	Lauren MUKHEIBIR	RSA	16.93	15.84	15.84	

Note:
 If two or more athletes obtained the same time to the hundredth of a second, the ties will be broken and presented to the thousandth of a second.

Legend:
 Q Qualified

Timing and Results provided by 





Sport Climbing

Women's Boulder





Entry List by Event

Country	Bib Number	Name	Date of Birth
AUS - Australia	15	Grace Powell CROWLEY	13 JUN 2003
BEL - Belgium	19	Chloe CAULIER	4 SEP 2004
FRA - France	14	Zelia AVEZOU	10 APR 2004
	23	Oriane BERTONE	10 MAR 2005
ISR - Israel	22	Ayala KEREM	22 SEP 2001
JPN - Japan	16	Mao NAKAMURA	2 MAR 2000
	24	Miho NONAKA	21 MAY 1997
RSA - South Africa	13	Lauren MUKHEIBIR	8 OCT 2001
SLO - Slovenia	17	Katja DEBEVEC	14 JUN 1995
SUI - Switzerland	18	Sofya YOKOYAMA	29 AUG 1998
USA - United States of America	21	Cloe COSCOY	18 NOV 2001
	20	Kylie CULLEN	





Tournament Summary

Rank	Bib	Name	Country Code	Final	Qualification
1	24	Miho NONAKA	JPN	3T4z	3T4z
2	17	Katja DEBEVEC	SLO	2T4z	3T4z
3	16	Mao NAKAMURA	JPN	2T4z	4T4z
4	18	Sofya YOKOYAMA	SUI	2T4z	3T4z
5	20	Kylie CULLEN	USA	1T4z	4T4z
6	22	Ayala KEREM	ISR	1T4z	3T4z
7	14	Zelia AVEZOU	FRA		3T4z
8	19	Chloe CAULIER	BEL		2T4z
9	21	Cloe COSCOY	USA		2T4z
10	23	Oriane BERTONE	FRA		1T4z
11	13	Lauren MUKHEIBIR	RSA		0T2z
12	15	Grace Powell CROWLEY	AUS		0T1z

Timing and Results provided by  TISSOT





Medallists

Medal	Name	Country
GOLD	Miho NONAKA	JPN - Japan
SILVER	Katja DEBEVEC	SLO - Slovenia
BRONZE	Mao NAKAMURA	JPN - Japan





Start List

Start Order	Bib Number	Name	Country Code
1	17	Katja DEBEVEC	SLO
2	18	Sofya YOKOYAMA	SUI
3	22	Ayala KEREM	ISR
4	24	Miho NONAKA	JPN
5	20	Kylie CULLEN	USA
6	16	Mao NAKAMURA	JPN

Isolation zone and times

Isolation zone: Opens: 18:30 / Closes: 19:15





Results

Rank	Bib Number	Name	Country Code	Boulder				Result	Attempts Tops	Attempts Zone
				1	2	3	4			
1	24	Miho NONAKA	JPN	T	z	T	T	3T4z	6	7
2	17	Katja DEBEVEC	SLO	z	z	T	T	2T4z	3	5
3	16	Mao NAKAMURA	JPN	z	z	T	T	2T4z	5	7
4	18	Sofya YOKOYAMA	SUI	T	z	T	z	2T4z	8	6
5	20	Kylie CULLEN	USA	z	z	z	T	1T4z	2	7
6	22	Ayala KEREM	ISR	z	z	T	z	1T4z	4	10

Note:
Scoring System: nT denotes n Tops reached, mz denotes m zone holds reached. The zone hold represents half of the problem, and is used as a tie breaker for those athletes who have reached the same number of Tops. If a Top is reached, the zone hold has also been reached. "-" is used if no top and no zone was reached.
 E.g. 1T1z denotes one Top and one zone hold reached.

Timing and Results provided by 





Start List

Start Order	Start Time	Bib Number	Name	Country Code
1		13	Lauren MUKHEIBIR	RSA
2		14	Zelia AVEZOU	FRA
3		15	Grace Powell CROWLEY	AUS
4		16	Mao NAKAMURA	JPN
5		17	Katja DEBEVEC	SLO
6		18	Sofya YOKOYAMA	SUI
7		19	Chloe CAULIER	BEL
8		20	Kylie CULLEN	USA
9		21	Cloe COSCOY	USA
10		22	Ayala KEREM	ISR
11		23	Oriane BERTONE	FRA
12		24	Miho NONAKA	JPN

Isolation zone and times

Isolation zone: Opens: 10:00 / Closes: 11:00





Results

Rank	Bib Number	Name	Country Code	Boulder				Result	Attempts Tops	Attempts Zone
				1	2	3	4			
1	16	Mao NAKAMURA	JPN	T	T	T	T	4T4z	6	4
2	20	Kylie CULLEN	USA	T	T	T	T	4T4z	7	5
3	18	Sofya YOKOYAMA	SUI	T	T	T	z	3T4z	3	4
3	22	Ayala KEREM	ISR	T	T	T	z	3T4z	3	4
3	24	Miho NONAKA	JPN	T	T	T	z	3T4z	3	4
6	17	Katja DEBEVEC	SLO	T	z	T	T	3T4z	4	4
7	14	Zelia AVEZOU	FRA	T	T	T	z	3T4z	5	4
8	19	Chloe CAULIER	BEL	z	T	T	z	2T4z	3	7
9	21	Cloe COSCOY	USA	z	z	T	T	2T4z	5	8
10	23	Oriane BERTONE	FRA	z	z	T	z	1T4z	5	6
11	13	Lauren MUKHEIBIR	RSA	z	-	-	z	0T2z	0	14
12	15	Grace Powell CROWLEY	AUS	-	-	-	z	0T1z	0	6

Note:
Scoring System: nT denotes n Tops reached, mz denotes m zone holds reached. The zone hold represents half of the problem, and is used as a tie breaker for those athletes who have reached the same number of Tops. If a Top is reached, the zone hold has also been reached. "-" is used if no top and no zone was reached.
 E.g. 1T1z denotes one Top and one zone hold reached.

Timing and Results provided by 





Squash





39	Squash	3550
39.1	Table of Contents	3551
39.2	Competition Schedule	3555
39.3	Number of Entries by Country	3556
39.4	Entry List by Country	3557
39.5	Medallists by Event	3559
39.6	Medal Standings	3560
39.7	Men's	3561
39.7.1	Start List	3562
39.7.2	Results Summary	3564
39.7.3	Brackets	3566
39.7.4	Medallists	3568
39.7.5	Finals	3569
39.7.5.1	Plate Final Results USA - HUN	3569
39.7.5.2	Bronze Medal Results SUI - COL	3570
39.7.5.3	Gold Medal Results FRA - FRA	3571
39.7.6	Semifinals	3572
39.7.6.1	Results USA - POL	3572
39.7.6.2	Results GER - HUN	3573
39.7.6.3	Results FRA - SUI	3574
39.7.6.4	Results FRA - COL	3575
39.7.7	Quarterfinals	3576
39.7.7.1	Results USA - ESP	3576
39.7.7.2	Results IRL - POL	3577
39.7.7.3	Results FRA - CAN	3578
39.7.7.4	Results SUI - GER	3579
39.7.7.5	Results HKG - GER	3580
39.7.7.6	Results HUN - CZE	3581
39.7.7.7	Results FRA - USA	3582
39.7.7.8	Results FRA - COL	3583
39.7.8	Round of 16	3584
39.7.8.1	Results PER - ESP	3584
39.7.8.2	Results UKR - IRL	3585
39.7.8.3	Results GER - BRA	3586
39.7.8.4	Results UKR - HUN	3587
39.7.8.5	Results FRA - AUS	3588
39.7.8.6	Results SUI - COL	3589

39.7.8.7	Results CAN - USA	3590
39.7.8.8	Results CZE - GER	3591
39.7.8.9	Results FRA - SUI	3592
39.7.8.10	Results AUS - USA	3593
39.7.8.11	Results FRA - GER	3594
39.7.8.12	Results ARG - COL	3595
39.7.9	Round of 32	3596
39.7.9.1	Results AUS - USA	3596
39.7.9.2	Results CAN - PER	3597
39.7.9.3	Results ESP - USA	3598
39.7.9.4	Results SUI - UKR	3599
39.7.9.5	Results IRL - COL	3600
39.7.9.6	Results FRA - UKR	3601
39.7.9.7	Results HKG - SUI	3602
39.7.9.8	Results GER - AUS	3603
39.7.9.9	Results CZE - POL	3604
39.7.9.10	Results BRA - USA	3605
39.7.9.11	Results GER - HUN	3606
39.7.9.12	Results CZE - ARG	3607
39.8	Women's	3608
39.8.1	Start List	3609
39.8.2	Results Summary	3611
39.8.3	Brackets	3613
39.8.4	Medallists	3615
39.8.5	Finals	3616
39.8.5.1	Plate Final Results COL - CZE	3616
39.8.5.2	Bronze Medal Results FRA - USA	3617
39.8.5.3	Gold Medal Results BEL - GBR	3618
39.8.6	Semifinals	3619
39.8.6.1	Results COL - SUI	3619
39.8.6.2	Results CZE - CAN	3620
39.8.6.3	Results BEL - FRA	3621
39.8.6.4	Results GBR - USA	3622
39.8.7	Quarterfinals	3623
39.8.7.1	Results ECU - COL	3623
39.8.7.2	Results HKG - SUI	3624
39.8.7.3	Results BEL - USA	3625
39.8.7.4	Results GER - FRA	3626
39.8.7.5	Results CZE - UKR	3627
39.8.7.6	Results JPN - CAN	3628
39.8.7.7	Results GER - GBR	3629
39.8.7.8	Results USA - FRA	3630
39.8.8	Round of 16	3631
39.8.8.1	Results COL - UKR	3631

39.8.8.2	Results HKG - HUN	3632
39.8.8.3	Results CHN - SUI	3633
39.8.8.4	Results CZE - FIN	3634
39.8.8.5	Results UKR - HUN	3635
39.8.8.6	Results JPN - COL	3636
39.8.8.7	Results BEL - CAN	3637
39.8.8.8	Results FIN - GER	3638
39.8.8.9	Results USA - JPN	3639
39.8.8.10	Results AUS - FRA	3640
39.8.8.11	Results GER - AUS	3641
39.8.8.12	Results USA - POL	3642
39.8.8.13	Results HKG - GBR	3643
39.8.8.14	Results SUI - FRA	3644
39.8.9	Round of 32	3645
39.8.9.1	Results ECU - CAN	3645
39.8.9.2	Results USA - COL	3646
39.8.9.3	Results UKR - JPN	3647
39.8.9.4	Results FIN - HKG	3648
39.8.9.5	Results HUN - GER	3649
39.8.9.6	Results AUS - CHN	3650
39.8.9.7	Results SUI - FRA	3651
39.8.9.8	Results CZE - GER	3652
39.8.9.9	Results FIN - AUS	3653
39.8.9.10	Results HKG - UKR	3654
39.8.9.11	Results HUN - GBR	3655
39.8.9.12	Results USA - JPN	3656
39.8.9.13	Results COL - POL	3657
39.8.9.14	Results SUI - CAN	3658



Competition Schedule

As of 11 JUL 2022

Date	Start Time	Estimated Finish Time	Event and Round Name	Number of Matches
WED 13 JUL	9:00	18:45	Men's, Round of 32	12
			Women's, Round of 32	14
THU 14 JUL	8:00	22:00	Men's, Plate Round of 16	4
			Men's, Round of 16	8
			Women's, Plate Round of 16	6
			Women's, Round of 16	8
FRI 15 JUL	9:00	20:30	Men's, Plate Quarterfinals	4
			Men's, Quarterfinals	4
			Women's, Plate Quarterfinals	4
			Women's, Quarterfinals	4
SAT 16 JUL	9:00	19:00	Men's, Plate Semifinals	2
			Men's, Semifinals	2
			Men's, Plate Finals	1
			Women's, Plate Semifinals	2
			Women's, Semifinals	2
			Women's, Plate Finals	1
SUN 17 JUL	8:15	14:30	Women's, Bronze Medal	1
			Men's, Bronze Medal	1
			Women's, Finals	1
			Men's, Finals	1

NOTES

Schedule is subject to change

Timing and Results provided by  **TISSOT**





Number of Entries by Country

As of 11 JUL 2022

Country	Entries by Event		Players		
	Men	Women	Men	Women	Total
	MS	WS			
ARG - Argentina	1		1		1
AUS - Australia	2	2	2	2	4
BEL - Belgium		1		1	1
BRA - Brazil	1		1		1
CAN - Canada	1	2	1	2	3
CHN - People's Republic of China		1		1	1
COL - Colombia	2	2	2	2	4
CZE - Czech Republic	2	1	2	1	3
ECU - Ecuador		1		1	1
ESP - Spain	1		1		1
FIN - Finland		2		2	2
FRA - France	3	2	3	2	5
GBR - Great Britain		1		1	1
GER - Germany	3	2	3	2	5
HKG - Hong Kong, China	1	2	1	2	3
HUN - Hungary	1	2	1	2	3
IRL - Ireland	1		1		1
JPN - Japan		2		2	2
PER - Peru	1		1		1
POL - Poland	1	1	1	1	2
SUI - Switzerland	2	2	2	2	4
UKR - Ukraine	2	2	2	2	4
USA - United States of America	3	2	3	2	5
Total	28	30	28	30	58

LEGEND			
MS	Men's Singles	WS	Women's Singles



Entry List by Country

As of 13 JUL 2022

Country	Name	Gender	Date of Birth	Event Participation	
				MS	WS
ARG - Argentina	Jeremias AZANA CORNEJO	M	28 JUL 2000	*	
AUS - Australia	Joseph WHITE	M	28 SEP 1997	*	
	Rhys DOWLING	M	25 MAR 1995	*	
	Alex HAYDON	F	25 JUL 2001		*
	Jessica TURNBULL	F	23 JUN 1995		*
BEL - Belgium	Tinne GILIS	F	29 OCT 1997		*
BRA - Brazil	Vini RODRIGUES	M	1 MAR 1987	*	
CAN - Canada	David BAILLARGEON	M	14 MAR 1996	*	
	Hannah BLATT	F	27 JAN 1999		*
	Nikki TODD	F	7 JUL 1990		*
CHN - People's Republic of China	Jia LIU	F	2 FEB 2002		*
COL - Colombia	Miguel Angel RODRIGUEZ FORERO	M	20 DEC 1985	*	
	Ronald PALOMINO GALEANO	M	20 DEC 1998	*	
	Laura TOVAR	F	10 NOV 1996		*
	Lucia BAUTISTA	F	6 DEC 2002		*
CZE - Czech Republic	Jakub SOLNICKY	M	16 DEC 1994	*	
	Martin SVEC	M	24 OCT 1994	*	
	Anne SERME	F	15 MAY 1991		*
ECU - Ecuador	Maria MOYA	F	8 AUG 2001		*
ESP - Spain	Sergio GARCIA POLLAN	M	12 NOV 1998	*	
FIN - Finland	Emilia SOINI	F	16 OCT 1995		*
	Riina KOSKINEN	F	17 APR 1997		*
FRA - France	Baptiste MASOTTI	M	5 JUN 1995	*	
	Gregoire MARCHE	M	3 MAR 1990	*	
	Victor CROUIN	M	16 JUN 1999	*	
	Coline AUMARD	F	13 JUN 1989		*
	Melissa ALVES	F	29 DEC 1993		*
GBR - Great Britain	Lucy BEECROFT	F	7 OCT 1996		*





Entry List by Country

As of 13 JUL 2022

Country	Name	Gender	Date of Birth	Event Participation	
				MS	WS
GER - Germany	Raphael KANDRA	M	29 OCT 1990	*	
	Simon ROSNER	M	5 NOV 1987	*	
	Yannick OMLOR	M	3 SEP 1996	*	
	Kaci TYCOVA	F	16 MAY 1999		*
	Saskia BEINHARD	F	2 MAR 1999		*
HKG - Hong Kong, China	Yat Ting LAM	M	31 MAY 1999	*	
	Ching Hei FUNG	F	12 MAR 2003		*
	Nga Ching CHENG	F	24 JAN 2000		*
HUN - Hungary	Balazs FARKAS	M	2 APR 1997	*	
	Hannah Chinyere CHUKWU	F	7 JUL 2003		*
	Kincso SZASZ	F	7 NOV 1999		*
IRL - Ireland	Sean CONROY	M	1 JUN 1994	*	
JPN - Japan	Erisa HERRING	F	4 SEP 2000		*
	Satomi WATANABE	F	15 JAN 1999		*
PER - Peru	Rafael GALVEZ	M	12 SEP 2000	*	
POL - Poland	Filip JAROTA	M	15 JUN 2001	*	
	Karina TYMA	F	5 MAY 2000		*
SUI - Switzerland	Dimitri STEINMANN	M	14 JUL 1997	*	
	Yannick WILHELMI	M	12 OCT 2000	*	
	Celine WALSER	F	31 MAY 1998		*
	Nadia PFISTER	F	18 SEP 1995		*
UKR - Ukraine	Dima SCHERBAKOV	M	29 MAY 2005	*	
	Valerii FEDORUK	M	5 FEB 1983	*	
	Anastasiia KOSTIUKOVA	F	4 JAN 1993		*
	Nadiia USENKO	F	29 JAN 2000		*
USA - United States of America	Christopher GORDON	M	17 JUL 1986	*	
	Faraz KHAN	M	13 SEP 1993	*	
	Shahjahan KHAN	M	5 MAR 1995	*	
	Haley MENDEZ	F	16 AUG 1993		*
	Marina STEFANONI	F	30 NOV 2002		*

LEGEND							
F	Female	M	Male	MS	Men's Singles	WS	Women's Singles



Medallists by Event

As of 17 JUL 2022

Event	Date	Medal	Name	Country
Men's	SUN 17 JUL	GOLD	Victor CROUIN	FRA
		SILVER	Gregoire MARCHE	FRA
		BRONZE	Miguel Angel RODRIGUEZ FORERO	COL
Women's	SUN 17 JUL	GOLD	Tinne GILIS	BEL
		SILVER	Lucy BEECROFT	GBR
		BRONZE	Coline AUMARD	FRA





Medal Standings

As of 17 JUL 2022

AFTER 2 OF 2 EVENTS

Rank	Country	Men				Women				Total				Rank by Total
		G	S	B	Tot	G	S	B	Tot	G	S	B	Tot	
1	FRA - France	1	1		2			1	1	1	1	1	3	1
2	BEL - Belgium					1			1	1			1	=2
3	GBR - Great Britain						1		1		1		1	=2
4	COL - Colombia			1	1							1	1	=2
	Total:	1	1	1	3	1	1	1	3	2	2	2	6	

LEGEND				
=	Equal sign indicates that two or more Countrys share the same rank by total	B	Bronze	G Gold S Silver
Tot	Total			

Timing and Results provided by  TISSOT





Squash

Men's





Draw Start List

As of 13 JUL 2022

Round of 32	Round of 16	Quarterfinals	Semifinals	Finals
Gregoire MARCHE (FRA)	M17, Court MG 14 JUL 16:00			
Rhys DOWLING (AUS) Christopher GORDON (USA)	M02, Court MG 13 JUL 09:45		M25, Court MG 15 JUL 11:30	
David BAILLARGEON (CAN) Rafael GALVEZ (PER)	M03, Court SG 13 JUL 09:45	M18, Court MG 14 JUL 17:00		
Sergio GARCIA POLLAN (ESP) Faraz KHAN (USA)	M04, Court MG 13 JUL 11:15			M29, Court MG 16 JUL 17:00
Dimitri STEINMANN (SUI) Valerii FEDORUK (UKR)	M05, Court SG 13 JUL 11:15	M19, Court SG 14 JUL 16:00		
Sean CONROY (IRL) PALOMINO GALEANO (COL)	M06, Court MG 13 JUL 12:45		M26, Court SG 15 JUL 11:30	
Jakub SOLNICKY (CZE) Filip JAROTA (POL)	M07, Court SG 13 JUL 15:45			
Raphael KANDRA (GER)		M20, Court SG 14 JUL 17:00		Gold Medal
Victor CROUIN (FRA)	M21, Court SG 14 JUL 20:00			M32, Court MG 17 JUL 13:00
Yat Ting LAM (HKG) Yannick WILHELMI (SUI)	M10, Court MG 13 JUL 14:15		M27, Court MG 15 JUL 17:30	
Yannick OMLOR (GER) Joseph WHITE (AUS)	M11, Court SG 13 JUL 14:15	M22, Court MG 14 JUL 20:00		
Vini RODRIGUES (BRA) Shahjahan KHAN (USA)	M12, Court MG 13 JUL 15:45			M30, Court MG 16 JUL 18:00
Baptiste MASOTTI (FRA) Dima SCHERBAKOV (UKR)	M13, Court SG 13 JUL 12:45	M23, Court SG 14 JUL 21:00		
Simon ROSNER (GER) Balazs FARKAS (HUN)	M14, Court MG 13 JUL 17:15		M28, Court MG 15 JUL 19:30	Silver Medal
Martin SVEC (CZE) AZANA CORNEJO (ARG)	M15, Court SG 13 JUL 17:15			
RODRIGUEZ FORERO (COL)		M24, Court MG 14 JUL 21:00		Bronze Medal
			M31, Court MG 17 JUL 09:45	





Draw Start List

As of 13 JUL 2022

Plate Round of 16	Plate Quarterfinals	Plate Semifinals	Plate Final
	M41, Court MG 15 JUL 09:45		Plate
M34, Court MG 14 JUL 09:30		M45, Court MG 16 JUL 10:30	
M35, Court SG 14 JUL 09:30	M42, Court SG 15 JUL 09:45		
	M43, Court MG 15 JUL 15:45		
M38, Court MG 14 JUL 10:15		M46, Court MG 16 JUL 11:15	
M39, Court SG 14 JUL 10:15	M44, Court SG 15 JUL 15:45		
		M47, Court SG 16 JUL 15:00	



BIRMINGHAM

Greater Birmingham Convention & Visitors Bureau



REGIONS Protective



BlueCross BlueShield of Alabama





Results Summary

As of 17 JUL 2022

Match No.	Round	Time	Teams/Players	Result	Score	Duration
-----------	-------	------	---------------	--------	-------	----------

Date - 13 July 2022

M02	Round of 32	09:45	Rhys DOWLING (AUS) beat GORDON (USA)	2-0	(11-5 11-8)	23min
M03	Round of 32	09:45	BAILLARGEON (CAN) beat Rafael GALVEZ (PER)	2-0	(11-6 11-2)	22min
M04	Round of 32	11:15	GARCIA POLL. (ESP) lost to Faraz KHAN (USA)	0-2	(7-11 6-11)	31min
M05	Round of 32	11:15	STEINMANN (SUI) beat FEDORUK (UKR)	2-0	(11-6 11-9)	21min
M06	Round of 32	12:45	Sean CONROY (IRL) lost to PALOMINO GA. (COL)	0-2	(1-11 3-11)	13min
M13	Round of 32	12:45	MASOTTI (FRA) beat SCHERBAKOV (UKR)	2-0	(11-2 11-2)	8min
M10	Round of 32	14:15	Yat Ting LAM (HKG) lost to WILHELMI (SUI)	1-2	(11-9 10-12 3-11)	37min
M11	Round of 32	14:15	OMLOR (GER) lost to Joseph WHITE (AUS)	1-2	(4-11 11-8 10-12)	38min
M07	Round of 32	15:45	SOLNICKY (CZE) beat Filip JAROTA (POL)	2-1	(11-6 8-11 11-4)	31min
M12	Round of 32	15:45	RODRIGUES (BRA) lost to KHAN (USA)	0-2	(12-14 8-11)	24min
M14	Round of 32	17:15	ROSNER (GER) beat FARKAS (HUN)	2-1	(6-11 11-6 11-9)	43min
M15	Round of 32	17:15	Martin SVEC (CZE) lost to AZANA CORN. (ARG)	1-2	(5-11 12-10 9-11)	37min

Date - 14 July 2022

M34	Plate Round of 16	09:30	Rafael GALVEZ (PER) lost to GARCIA POLL. (ESP)	0-2	(6-11 9-11)	23min
M35	Plate Round of 16	09:30	FEDORUK (UKR) lost to Sean CONROY (IRL)	0-2	(8-11 2-11)	19min
M38	Plate Round of 16	10:15	OMLOR (GER) beat RODRIGUES (BRA)	2-1	(12-10 6-11 11-7)	35min
M39	Plate Round of 16	10:15	SCHERBAKOV (UKR) lost to FARKAS (HUN)	0-2	(2-11 8-11)	14min
M17	Round of 16	16:00	MARCHE (FRA) beat Rhys DOWLING (AUS)	2-0	(11-7 11-7)	23min
M19	Round of 16	16:00	STEINMANN (SUI) beat PALOMINO GA. (COL)	2-1	(11-9 13-15 11-9)	52min
M18	Round of 16	17:00	BAILLARGEON (CAN) beat Faraz KHAN (USA)	2-1	(9-11 12-10 11-5)	47min
M20	Round of 16	17:00	SOLNICKY (CZE) lost to KANDRA (GER)	0-2	(6-11 2-11)	16min
M21	Round of 16	20:00	Victor CROUIN (FRA) beat WILHELMI (SUI)	2-0	(11-3 11-2)	18min
M22	Round of 16	20:00	Joseph WHITE (AUS) lost to KHAN (USA)	0-2	(9-11 5-11)	24min
M23	Round of 16	21:00	MASOTTI (FRA) beat ROSNER (GER)	2-1	(11-9 7-11 11-7)	32min
M24	Round of 16	21:00	AZANA CORN. (ARG) lost to RODRIGUEZ F. (COL)	0-2	(3-11 4-11)	21min

Date - 15 July 2022

M41	Plate Quarterfinals	09:45	GORDON (USA) beat GARCIA POLL. (ESP)	2-0	(13-11 11-7)	36min
M42	Plate Quarterfinals	09:45	Sean CONROY (IRL) lost to Filip JAROTA (POL)	1-2	(9-11 11-9 9-11)	41min
M25	Quarterfinals	11:30	MARCHE (FRA) beat BAILLARGEON (CAN)	2-0	(11-7 11-1)	17min
M26	Quarterfinals	11:30	STEINMANN (SUI) beat KANDRA (GER)	2-0	(12-10 11-2)	30min
M43	Plate Quarterfinals	15:45	Yat Ting LAM (HKG) lost to OMLOR (GER)	1-2	(7-11 11-2 3-11)	26min
M44	Plate Quarterfinals	15:45	FARKAS (HUN) beat Martin SVEC (CZE)	2-0	(11-3 11-5)	15min
M27	Quarterfinals	17:30	Victor CROUIN (FRA) beat KHAN (USA)	2-1	(8-11 13-11 11-3)	44min
M28	Quarterfinals	19:30	MASOTTI (FRA) lost to RODRIGUEZ F. (COL)	0-2	(3-11 6-11)	21min

Date - 16 July 2022

M45	Plate Semifinals	10:30	GORDON (USA) beat Filip JAROTA (POL)	3-0	(11-7 11-3 11-2)	24min
M46	Plate Semifinals	11:15	OMLOR (GER) lost to FARKAS (HUN)	0-3	(6-11 5-11 9-11)	34min
M47	Plate Finals	15:00	GORDON (USA) lost to FARKAS (HUN)	0-3	(3-11 7-11 3-11)	30min
M29	Semifinals	17:00	MARCHE (FRA) beat STEINMANN (SUI)	3-0	(11-8 13-11 11-4)	45min
M30	Semifinals	18:00	Victor CROUIN (FRA) beat RODRIGUEZ F. (COL)	3-1	(11-8 11-5 8-11 11-9)	68min

Timing and Results provided by  TISSOT





Results Summary

As of 17 JUL 2022

Match No.	Round	Time	Teams/Players	Result	Score	Duration
-----------	-------	------	---------------	--------	-------	----------

Date - 17 July 2022

M31	Bronze Medal	09:45	STEINMANN (SUI) lost to RODRIGUEZ F. (COL)	1-3	(5-11 11-4 10-12 11-13)	64min
M32	Finals	13:00	MARCHE (FRA) lost to Victor CROUIN (FRA)	2-3	(11-9 12-14 12-10 3-11 2-11)	66min

LEGEND			
M	Men's Singles	No.	Number





Results Bracket

As of 17 JUL 2022

Round of 32	Round of 16	Quarterfinals	Semifinals	Finals
Gregoire MARCHE (FRA)		2-0 (11-7 11-7)		
Rhys DOWLING (AUS) GORDON (USA)	Rhys DOWLING 2-0 (11-5 11-8)	Gregoire MARCHE	2-0 (11-7 11-1)	
BAILLARGEON (CAN) Rafael GALVEZ (PER)	2-0 (11-6 11-2) David BAILLARGEON	David BAILLARGEON 2-1 (9-11 12-10 11-5)	Gregoire MARCHE	3-0 (11-8 13-11 11-4)
GARCIA POLLAN (ESP) Faraz KHAN (USA)	Faraz KHAN 2-0 (11-7 11-6)			Gregoire MARCHE
Dimitri STEINMANN (SUI) Valerii FEDORUK (UKR)	2-0 (11-6 11-9) Dimitri STEINMANN	2-1 (11-9 13-15 11-9)	Dimitri STEINMANN 2-0 (12-10 11-2)	
Sean CONROY (IRL) PALOMINO GALEA. (COL)	PALOMINO GALEANO 2-0 (11-1 11-3)	Dimitri STEINMANN		
Jakub SOLNICKY (CZE) Filip JAROTA (POL)	2-1 (11-6 8-11 11-4) Jakub SOLNICKY	Raphael KANDRA 2-0 (11-6 11-2)		
Raphael KANDRA (GER)				Gold Medal Victor CROUIN (FRA)
				3-2 (9-11 14-12 10-12 11-3 11-2)
Victor CROUIN (FRA)		2-0 (11-3 11-2)		
Yat Ting LAM (HKG) Yannick WILHELMI (SUI)	Yannick WILHELMI 2-1 (9-11 12-10 11-3)	Victor CROUIN	2-1 (8-11 13-11 11-3)	
Yannick OMLOR (GER) Joseph WHITE (AUS)	2-1 (11-4 8-11 12-10) Joseph WHITE	Shahjahan KHAN 2-0 (11-9 11-5)	Victor CROUIN	
Vini RODRIGUES (BRA) Shahjahan KHAN (USA)	Shahjahan KHAN 2-0 (14-12 11-8)			Victor CROUIN 3-1 (11-8 11-5 8-11 11-9)
Baptiste MASOTTI (FRA) SCHERBAKOV (UKR)	2-0 (11-2 11-2) Baptiste MASOTTI	2-1 (11-9 7-11 11-7)		
Simon ROSNER (GER) Balazs FARKAS (HUN)	Simon ROSNER 2-1 (6-11 11-6 11-9)	Baptiste MASOTTI	RODRIGUEZ FORERO 2-0 (11-3 11-6)	
Martin SVEC (CZE) AZANA CORNEJO (ARG)	2-1 (11-5 10-12 11-9) Jeremias AZANA CORNEJO	RODRIGUEZ FORERO 2-0 (11-3 11-4)		Silver Medal Gregoire MARCHE (FRA)
RODRIGUEZ FORE. (COL)				
			Dimitri STEINMANN RODRIGUEZ FORERO	Bronze Medal RODRIGUEZ FORERO (COL) 3-1 (11-5 4-11 12-10 13-11)



Results Bracket

As of 17 JUL 2022

Plate Round of 16	Plate Quarterfinals	Plate Semifinals	Plate Final
<p>Christopher GORDON (USA)</p>		2-0 (13-11 11-7)	
<p>Rafael GALVEZ (PER)</p> <p>Sergio GARCIA POLLAN (ESP)</p>	<p>Sergio GARCIA POLLAN</p> <p>2-0 (11-6 11-9)</p>	Christopher GORDON	
<p>Valerii FEDORUK (UKR)</p> <p>Sean CONROY (IRL)</p>	<p>2-0 (11-8 11-2)</p> <p>Sean CONROY</p>	Filip JAROTA	3-0 (11-7 11-3 11-2)
Filip JAROTA (POL)		2-1 (11-9 9-11 11-9)	Christopher GORDON
			Plate
			Balazs FARKAS (HUN)
			3-0 (11-3 11-7 11-3)
<p>Yat Ting LAM (HKG)</p>		2-1 (11-7 2-11 11-3)	
<p>Yannick OMLOR (GER)</p> <p>Vini RODRIGUES (BRA)</p>	<p>Yannick OMLOR</p> <p>2-1 (12-10 6-11 11-7)</p>	Yannick OMLOR	
<p>Dima SCHERBAKOV (UKR)</p> <p>Balazs FARKAS (HUN)</p>	<p>2-0 (11-2 11-8)</p> <p>Balazs FARKAS</p>	Balazs FARKAS	Balazs FARKAS
		2-0 (11-3 11-5)	3-0 (11-6 11-5 11-9)
Martin SVEC (CZE)			



Medallists

As of 17 JUL 2022

Medal	Name	Country Code
GOLD	Victor CROUIN	FRA - France
SILVER	Gregoire MARCHE	FRA - France
BRONZE	Miguel Angel RODRIGUEZ FORERO	COL - Colombia





Match Report

Balazs FARKAS (HUN) 3 - 0 Christopher GORDON (USA)

Match Summary		Match	Game 1	Game 2	Game 3	Game 4	Game 5
Christopher GORDON	USA	0	3	7	3		
Balazs FARKAS	HUN	3	11	11	11		
	Duration	30min	8min	12min	7min		

Match Number: M47 **Court:** Side Glass Court
Referees: Paul ALEXANDER (USA) Heather FINDLAY (NZL)

Game Progress

1 Christopher GORDON			0	0	0	0	1	1	1	2	2	3	3	3	3	3		
Balazs FARKAS			1	2	3	4	4	5	6	6	7	7	8	9	10	11		
2 Christopher GORDON			0	0	0	0	2	3	3	4	4	4	4	4	5	6	7	7
Balazs FARKAS			1	2	3	4	4	4	5	5	6	7	8	9	10	10	10	11
3 Christopher GORDON			1	2	2	2	2	2	2	3	3	3	3	3	3	3	3	3
Balazs FARKAS			0	0	1	2	3	4	5	6	6	7	8	9	10	11	11	11

LEGEND
M Men's Singles



Match Report

Miguel Angel RODRIGUEZ FORERO (COL) 3 - 1 Dimitri STEINMANN (SUI)

Match Summary		Match	Game 1	Game 2	Game 3	Game 4	Game 5
Dimitri STEINMANN	SUI	1	5	11	10	11	
Miguel Angel RODRIGUEZ FORERO	COL	3	11	4	12	13	
Duration		64min	8min	10min	21min	19min	

Match Number: M31 **Court:** Main Glass Court
Referees: Andrew STRASFOGEL (USA) Andrew MOSS (BER)

Game Progress

1 Dimitri STEINMANN			1	1	1	1	2	2	2	3	3	3	3	4	4	5	5
RODRIGUEZ FORERO			0	2	3	4	4	5	6	6	7	8	9	9	10	10	11
2 Dimitri STEINMANN			1	2	3	4	4	4	5	5	6	7	8	9	10	11	
RODRIGUEZ FORERO			0	0	0	0	1	2	3	3	4	4	4	4	4	4	4
3 Dimitri STEINMANN			0	0	0	1	1	2	3	3	3	3	4	5	6	7	8
RODRIGUEZ FORERO			1	2	3	3	4	4	5	6	7	7	7	7	7	7	7
4 Dimitri STEINMANN			0	1	1	2	2	2	3	3	3	3	4	5	6	6	7
RODRIGUEZ FORERO			1	1	2	2	3	4	4	5	6	7	7	7	8	8	9

LEGEND
M Men's Singles





Match Report

Victor CROUIN (FRA) 3 - 2 Gregoire MARCHE (FRA)

Match Summary		Match	Game 1	Game 2	Game 3	Game 4	Game 5
Gregoire MARCHE	FRA	2	11	12	12	3	2
Victor CROUIN	FRA	3	9	14	10	11	11
	Duration	66min	15min	16min	14min	8min	min

Match Number: M32 Court: Main Glass Court
 Referees: Daniel GRECO (VEN) Paul ALEXANDER (USA)

Game Progress

1	Gregoire MARCHE			0	1	2	2	3	3	3	4	5	6	6	6	7	7	8	8	8	9	10	11						
	Victor CROUIN			1	1	1	2	2	3	4	4	4	4	5	6	6	7	7	8	9	9	9	9						
2	Gregoire MARCHE			0	1	2	3	3	4	4	5	5	5	5	6	7	8	9	9	9	10	10	10	10	11	11	12	12	12
	Victor CROUIN			1	1	1	1	2	2	3	3	4	5	6	6	6	6	7	8	8	8	9	10	11	11	12	12	13	14
3	Gregoire MARCHE			1	2	3	4	4	5	5	5	5	5	5	6	7	8	8	9	9	9	9	10	11	12				
	Victor CROUIN			0	0	0	0	1	1	2	3	4	5	6	6	6	7	7	8	9	10	10	10	10					
4	Gregoire MARCHE			1	1	1	1	1	1	1	1	2	3	3	3	3	3												
	Victor CROUIN			0	1	2	3	4	5	6	7	7	7	8	9	10	11												
5	Gregoire MARCHE			0	0	1	1	1	1	1	1	2	2	2	2														
	Victor CROUIN			1	2	2	3	4	5	6	7	8	8	9	10	11													

LEGEND
M Men's Singles





Match Report

Christopher GORDON (USA) 3 - 0 Filip JAROTA (POL)

Match Summary		Match	Game 1	Game 2	Game 3	Game 4	Game 5
Christopher GORDON	USA	3	11	11	11		
Filip JAROTA	POL	0	7	3	2		
	Duration	24min	10min	6min	8min		

Match Number: M45 **Court:** Main Glass Court
Referees: Simon SAUNDERS (FRA) Andrew MOSS (BER)

Game Progress

1	Christopher GORDON			1	2	3	4	4	5	5	6	7	7	7	7	7	8	8	9	10	11
	Filip JAROTA			0	0	0	0	1	1	2	2	2	3	4	5	6	6	7	7	7	7
2	Christopher GORDON			1	2	3	4	5	6	7	8	9	10	10	10	10	11				
	Filip JAROTA			0	0	0	0	0	0	0	0	0	0	2	3	3					
3	Christopher GORDON			1	1	2	3	3	4	5	6	7	8	9	10	11					
	Filip JAROTA			0	1	1	1	2	2	2	2	2	2	2	2	2					

LEGEND
M Men's Singles



Match Report

Balazs FARKAS (HUN) 3 - 0 Yannick OMLOR (GER)

Match Summary		Match	Game 1	Game 2	Game 3	Game 4	Game 5
Yannick OMLOR	GER	0	6	5	9		
Balazs FARKAS	HUN	3	11	11	11		
	Duration	34min	9min	8min	13min		

Match Number: M46 **Court:** Main Glass Court
Referees: Heather FINDLAY (NZL) Paul ALEXANDER (USA)

Game Progress

1 Yannick OMLOR			1	2	2	2	3	3	4	5	5	5	5	5	5	6	6	6				
Balazs FARKAS			0	0	1	2	2	3	3	3	4	5	6	7	8	9	9	10	11			
2 Yannick OMLOR			1	1	1	1	1	1	2	3	3	4	5	5	5	5	5	5				
Balazs FARKAS			0	1	2	3	4	5	5	5	6	6	6	7	8	9	10	11				
3 Yannick OMLOR			0	1	2	3	3	3	4	5	5	6	6	6	6	7	8	8	8	9	9	
Balazs FARKAS			1	1	1	1	2	3	3	3	4	4	5	6	7	8	8	8	9	10	10	11

LEGEND
M Men's Singles



Match Report

Gregoire MARCHE (FRA) 3 - 0 Dimitri STEINMANN (SUI)

Match Summary		Match	Game 1	Game 2	Game 3	Game 4	Game 5
Gregoire MARCHE	FRA	3	11	13	11		
Dimitri STEINMANN	SUI	0	8	11	4		
Duration		45min	14min	18min	10min		

Match Number: M29 **Court:** Main Glass Court
Referees: Nicola Marie MCNAUGHT (NZL) David Edward HOWARD (CAN)

Game Progress

1	Gregoire MARCHE			1	1	2	3	3	3	4	4	5	5	6	6	7	7	7	8	9	10	11				
	Dimitri STEINMANN			0	1	1	1	2	3	3	4	4	5	5	6	6	7	8	8	8	8	8	8			
2	Gregoire MARCHE			1	1	1	2	3	3	3	3	4	5	5	5	6	7	7	8	9	10	10	11	11	12	13
	Dimitri STEINMANN			0	1	2	2	2	3	4	5	5	5	6	7	7	7	8	8	8	8	10	10	11	11	11
3	Gregoire MARCHE			0	0	0	1	2	3	4	5	6	7	8	8	9	10	11								
	Dimitri STEINMANN			1	2	3	3	3	3	3	3	3	3	3	4	4	4	4								

LEGEND
M Men's Singles



Match Report

Victor CROUIN (FRA) 3 - 1 Miguel Angel RODRIGUEZ FORERO (COL)

Match Summary		Match	Game 1	Game 2	Game 3	Game 4	Game 5
Victor CROUIN	FRA	3	11	11	8	11	
Miguel Angel RODRIGUEZ FORERO	COL	1	8	5	11	9	
Duration		68min	13min	15min	17min	19min	

Match Number: M30 **Court:** Main Glass Court
Referees: Heather FINDLAY (NZL) Paul ALEXANDER (USA)

Game Progress

1 Victor CROUIN			1	1	2	2	3	4	4	4	5	6	6	6	6	7	8	9	10	11	
RODRIGUEZ FORERO			0	1	1	2	2	2	3	4	4	4	6	7	8	8	8	8	8	8	
2 Victor CROUIN			0	0	1	2	3	3	4	4	5	5	6	7	8	9	10	11			
RODRIGUEZ FORERO			1	2	2	2	2	3	3	4	4	5	5	5	5	5	5	5			
3 Victor CROUIN			1	2	2	2	2	3	3	4	4	4	5	5	5	5	5	6	7	8	8
RODRIGUEZ FORERO			0	0	1	2	3	3	4	4	5	6	6	7	8	9	10	10	10	10	11
4 Victor CROUIN			1	3	3	3	3	4	4	4	5	6	7	7	8	8	9	9	10	10	11
RODRIGUEZ FORERO			0	0	1	2	3	3	4	5	5	5	5	6	6	7	7	8	8	9	9

LEGEND
M Men's Singles





Match Report

Christopher GORDON (USA) 2 - 0 Sergio GARCIA POLLAN (ESP)

Match Summary		Match	Game 1	Game 2	Game 3
Christopher GORDON	USA	2	13	11	
Sergio GARCIA POLLAN	ESP	0	11	7	
Duration		36min	20min	15min	

Match Number: M41 **Court:** Main Glass Court
Referees: Daniel GRECO (VEN) David Edward HOWARD (CAN)

Game Progress

1 Christopher GORDON			0	0	1	2	2	2	2	3	4	5	6	7	8	8	8	8	8	9	9	10	10	11	11	11	12	13		
Sergio GARCIA POLLAN			1	2	2	2	3	4	5	5	5	5	5	5	5	6	7	8	9	9	10	10	10	10	11	11	11	11	11	
2 Christopher GORDON			1	2	3	3	4	5	6	6	6	6	6	7	8	8	9	10	10	10	11									
Sergio GARCIA POLLAN			0	0	0	1	1	1	1	2	3	4	5	5	5	6	6	6	6	7	7									

LEGEND
M Men's Singles





Match Report

Filip JAROTA (POL) 2 - 1 Sean CONROY (IRL)

Match Summary		Match	Game 1	Game 2	Game 3
Sean CONROY	IRL	1	9	11	9
Filip JAROTA	POL	2	11	9	11
Duration		41min	12min	11min	14min

Match Number: M42 **Court:** Side Glass Court
Referees: Andrew MOSS (BER) Andrew STRASFOGEL (USA)

Game Progress

1 Sean CONROY			1	1	1	2	2	3	4	5	6	6	6	6	7	7	8	8	9	9	9	9
Filip JAROTA			0	1	2	2	3	3	3	3	4	5	6	6	7	7	8	8	9	10	10	11
2 Sean CONROY			0	1	1	1	1	2	3	4	5	5	6	6	6	7	8	9	9	10	11	11
Filip JAROTA			1	1	2	3	4	4	4	4	4	5	5	6	7	8	8	8	8	9	9	9
3 Sean CONROY			0	0	0	1	1	2	3	4	5	6	7	7	7	7	7	7	8	9	9	9
Filip JAROTA			1	2	3	3	4	4	4	4	4	4	4	5	6	7	8	9	10	10	10	11

LEGEND
M Men's Singles

Timing and Results provided by  **TISSOT**

SQUMSINGLES-----QFNL0002PL--_73 1

Report Created FRI 15 JUL 2022 10:34

Page 1/1





Match Report

Gregoire MARCHE (FRA) 2 - 0 David BAILLARGEON (CAN)

Match Summary		Match	Game 1	Game 2	Game 3
Gregoire MARCHE	FRA	2	11	11	
David BAILLARGEON	CAN	0	7	1	
Duration		17min	9min	7min	

Match Number: M25 **Court:** Main Glass Court
Referees: Paul ALEXANDER (USA) Nicola Marie MCNAUGHT (NZL)

Game Progress

1 Gregoire MARCHE			0	1	2	2	3	4	4	5	5	5	6	7	8	9	10	10	11
David BAILLARGEON		1	1	1	2	3	3	3	4	4	5	6	6	6	6	6	6	7	7
2 Gregoire MARCHE			0	1	2	3	4	5	6	7	8	9	10	11					
David BAILLARGEON		1	1	1	1	1	1	1	1	1	1	1	1	1					

LEGEND
M Men's Singles



Match Report

Dimitri STEINMANN (SUI) 2 - 0 Raphael KANDRA (GER)

Match Summary		Match	Game 1	Game 2	Game 3
Dimitri STEINMANN	SUI	2	12	11	
Raphael KANDRA	GER	0	10	2	
	Duration	30min	20min	9min	

Match Number: M26 **Court:** Side Glass Court
Referees: Simon SAUNDERS (FRA) Heather FINDLAY (NZL)

Game Progress

1 Dimitri STEINMANN			0	0	1	2	3	3	3	4	5	5	6	6	6	6	7	8	8	9	10	11	12
Raphael KANDRA			1	2	2	2	2	3	4	4	4	5	5	6	7	8	9	9	9	10	10	10	10
2 Dimitri STEINMANN			1	2	3	4	5	6	7	7	7	8	9	10	11								
Raphael KANDRA			0	0	0	0	0	0	0	1	2	2	2	2	2								

LEGEND
M Men's Singles





Match Report

Yannick OMLOR (GER) 2 - 1 Yat Ting LAM (HKG)


Match Summary		Match	Game 1	Game 2	Game 3
Yat Ting LAM	HKG	1	7	11	3
Yannick OMLOR	GER	2	11	2	11
Duration		26min	10min	6min	7min

Match Number: M43 **Court:** Main Glass Court
Referees: Simon SAUNDERS (FRA) Heather FINDLAY (NZL)

Game Progress

1 Yat Ting LAM			0	0	0	1	2	2	3	3	3	3	4	5	6	7	7	7	7	7
Yannick OMLOR			1	2	3	3	3	4	4	5	6	7	7	7	7	8	9	10	11	11
2 Yat Ting LAM			1	2	3	3	4	5	6	7	7	8	9	10	11					
Yannick OMLOR			0	0	0	1	1	1	1	1	2	2	2	2	2					
3 Yat Ting LAM			0	1	1	2	2	2	2	2	2	2	3	3	3					
Yannick OMLOR			1	1	2	2	3	4	5	6	7	8	9	9	10	11				

LEGEND
M Men's Singles

Timing and Results provided by  **TISSOT**
Page 1/1

SQUMSINGLES-----QFNL0003PL--_73 1

Report Created FRI 15 JUL 2022 16:15





Match Report

Balazs FARKAS (HUN) 2 - 0 Martin SVEC (CZE)

Match Summary		Match	Game 1	Game 2	Game 3
Balazs FARKAS	HUN	2	11	11	
Martin SVEC	CZE	0	3	5	
Duration		15min	7min	8min	

Match Number: M44 **Court:** Side Glass Court
Referees: Paul ALEXANDER (USA) Nicola Marie MCNAUGHT (NZL)

Game Progress

1	Balazs FARKAS			1	2	3	3	3	4	5	5	6	7	8	9	10	11	
	Martin SVEC		0	0	0	1	2	2	2	3	3	3	3	3	3	3	3	
2	Balazs FARKAS		0	1	1	2	3	4	5	5	6	6	6	7	8	9	10	11
	Martin SVEC		1	1	2	2	2	2	3	3	4	5	5	5	5	5	5	

LEGEND	
M	Men's Singles





Match Report

Victor CROUIN (FRA) 2 - 1 Shahjahan KHAN (USA)

Match Summary		Match	Game 1	Game 2	Game 3
Victor CROUIN	FRA	2	8	13	11
Shahjahan KHAN	USA	1	11	11	3
Duration		44min	19min	15min	8min

Match Number: M27 **Court:** Main Glass Court
Referees: Paul ALEXANDER (USA) Nicola Marie MCNAUGHT (NZL)

Game Progress

1 Victor CROUIN			0	1	2	3	3	3	3	3	4	4	5	5	5	6	6	7	8	8						
Shahjahan KHAN			1	1	1	1	2	3	4	5	5	6	6	7	8	10	10	10	11	11						
2 Victor CROUIN			0	1	1	1	2	3	4	5	5	5	6	6	6	7	7	7	7	8	9	10	10	11	12	13
Shahjahan KHAN			1	1	2	3	3	3	3	4	5	5	6	7	7	8	9	10	10	10	10	10	11	11	11	11
3 Victor CROUIN			1	2	3	4	5	6	7	7	8	8	9	10	10	11										
Shahjahan KHAN			0	0	0	0	0	0	0	1	1	2	2	2	3	3										

LEGEND
M Men's Singles





Match Report

Miguel Angel RODRIGUEZ FORERO (COL) 2 - 0 Baptiste MASOTTI (FRA)

Match Summary		Match	Game 1	Game 2	Game 3
Baptiste MASOTTI	FRA	0	3	6	
Miguel Angel RODRIGUEZ FORERO	COL	2	11	11	
Duration		21min	8min	12min	

Match Number: M28 **Court:** Main Glass Court
Referees: Daniel GRECO (VEN) David Edward HOWARD (CAN)

Game Progress

1 Baptiste MASOTTI			0	1	1	1	1	1	2	2	2	2	3	3	3	3	3	3		
RODRIGUEZ FORERO			1	1	2	3	4	4	4	5	6	7	7	8	9	10	11			
2 Baptiste MASOTTI			1	1	2	3	3	3	4	4	5	5	5	5	5	5	6	6	6	
RODRIGUEZ FORERO			0	1	1	1	1	2	3	3	4	4	5	6	7	8	9	9	10	11

LEGEND
M Men's Singles





Match Report

Sergio GARCIA POLLAN (ESP) 2 - 0 Rafael GALVEZ (PER)

Match Summary		Match	Game 1	Game 2	Game 3
Rafael GALVEZ	PER	0	6	9	
Sergio GARCIA POLLAN	ESP	2	11	11	
Duration		23min	10min	12min	

Match Number: M34 Court: Main Glass Court
 Referees: Daniel GRECO (VEN) Nicola Marie MCNAUGHT (NZL)

Game Progress

1 Rafael GALVEZ			0	0	0	0	1	2	2	3	3	4	4	5	5	5	6	6				
Sergio GARCIA POLLAN			1	2	3	4	5	5	6	6	7	7	8	8	9	10	10	11				
2 Rafael GALVEZ			0	1	1	2	2	3	4	4	4	5	5	5	5	6	6	7	7	8	9	9
Sergio GARCIA POLLAN			1	1	2	2	3	3	3	4	5	5	6	7	8	8	9	9	10	10	10	11

LEGEND
 M Men's Singles





Match Report

Sean CONROY (IRL) 2 - 0 Valerii FEDORUK (UKR)

Match Summary		Match	Game 1	Game 2	Game 3
Valerii FEDORUK	UKR	0	8	2	
Sean CONROY	IRL	2	11	11	
Duration		19min	11min	6min	

Match Number: M35 Court: Side Glass Court
 Referees: Andrew MOSS (BER) Heather FINDLAY (NZL)

Game Progress

1 Valerii FEDORUK			1	2	4	4	5	6	6	6	6	7	7	7	8	8	8	8	8	8
Sean CONROY			0	0	0	1	1	1	2	3	4	4	5	6	6	7	8	9	10	11
2 Valerii FEDORUK			0	1	1	1	1	1	1	1	1	1	1	2	2					
Sean CONROY			1	1	2	3	4	5	6	7	8	9	10	10	11					

LEGEND
M Men's Singles





Match Report

Yannick OMLOR (GER) 2 - 1 Vini RODRIGUES (BRA)

Match Summary		Match	Game 1	Game 2	Game 3
Yannick OMLOR	GER	2	12	6	11
Vini RODRIGUES	BRA	1	10	11	7
Duration		35min	12min	10min	11min

Match Number: M38 **Court:** Main Glass Court
Referees: Daniel GRECO (VEN) Nicola Marie MCNAUGHT (NZL)

Game Progress

1 Yannick OMLOR			1	1	2	2	3	3	3	3	4	4	5	5	6	7	8	8	8	8	9	10	11	12
Vini RODRIGUES			0	1	1	2	2	3	4	5	5	6	6	7	7	7	8	9	10	10	10	10	10	10
2 Yannick OMLOR			0	0	0	0	1	1	2	3	4	4	4	5	5	5	6	6	6	6	6	6	6	6
Vini RODRIGUES			1	2	3	4	4	5	5	5	5	6	7	7	8	9	9	10	11	11	11	11	11	11
3 Yannick OMLOR			1	1	2	2	3	3	3	4	5	6	7	7	8	9	9	9	10	11	11	11	11	11
Vini RODRIGUES			0	1	1	2	2	3	4	4	4	4	4	5	5	5	6	7	7	7	7	7	7	7

LEGEND
M Men's Singles





Match Report

Balazs FARKAS (HUN) 2 - 0 Dima SCHERBAKOV (UKR)

Match Summary		Match	Game 1	Game 2	Game 3
Dima SCHERBAKOV	UKR	0	2	8	
Balazs FARKAS	HUN	2	11	11	
Duration		14min	5min	7min	

Match Number: M39 **Court:** Side Glass Court
Referees: Andrew MOSS (BER) Heather FINDLAY (NZL)

Game Progress

1 Dima SCHERBAKOV			0	0	0	0	0	0	0	1	1	2	2	2	2						
Balazs FARKAS			1	2	3	4	5	6	7	7	8	8	9	10	11						
2 Dima SCHERBAKOV			0	0	1	2	2	3	4	4	4	4	4	5	5	5	6	7	8	8	8
Balazs FARKAS			1	2	2	2	3	3	3	4	5	6	7	7	8	9	9	9	9	10	11

LEGEND
M Men's Singles





Match Report

Gregoire MARCHE (FRA) 2 - 0 Rhys DOWLING (AUS)

Match Summary		Match	Game 1	Game 2	Game 3
Gregoire MARCHE	FRA	2	11	11	
Rhys DOWLING	AUS	0	7	7	
Duration		23min	11min	12min	

Match Number: M17 **Court:** Main Glass Court
Referees: Simon SAUNDERS (FRA) David Edward HOWARD (CAN)

Game Progress

1	Gregoire MARCHE																			
	Rhys DOWLING	0	0	1	2	3	3	3	4	5	5	5	6	7	7	8	9	10	11	
2	Gregoire MARCHE																			
	Rhys DOWLING	1	2	3	3	3	3	4	5	6	6	6	6	7	8	9	9	10	11	

LEGEND
M Men's Singles





Match Report

Dimitri STEINMANN (SUI) 2 - 1 Ronald PALOMINO GALEANO (COL)

Match Summary		Match	Game 1	Game 2	Game 3
Dimitri STEINMANN	SUI	2	11	13	11
Ronald PALOMINO GALEANO	COL	1	9	15	9
Duration		52min	13min	21min	14min

Match Number: M19 Court: Side Glass Court
 Referees: Paul ALEXANDER (USA) Andrew STRASFOGEL (USA)

Game Progress

1	Dimitri STEINMANN			0	1	1	2	2	3	4	5	6	7	7	7	7	8	9	9	9	9	10	11										
	Ronald PALOMINO GALEANO			1	1	2	2	3	3	3	3	3	4	5	6	6	6	6	7	8	9	9	9										
2	Dimitri STEINMANN			1	2	2	3	4	4	5	5	6	6	7	7	7	7	8	9	9	9	10	10	11	11	11	11	12	13	13	13	13	
	Ronald PALOMINO GALEANO			0	0	1	1	1	2	2	3	3	4	4	5	6	7	7	7	8	9	9	10	10	10	10	11	12	12	12	13	14	15
3	Dimitri STEINMANN			0	0	0	0	1	2	3	4	5	5	6	6	6	7	7	8	8	9	10	11										
	Ronald PALOMINO GALEANO			1	2	3	4	4	4	4	4	4	5	5	6	7	7	8	8	9	9	9	9										

LEGEND
 M Men's Singles





Match Report

David BAILLARGEON (CAN) 2 - 1 Faraz KHAN (USA)

Match Summary		Match	Game 1	Game 2	Game 3
David BAILLARGEON	CAN	2	9	12	11
Faraz KHAN	USA	1	11	10	5
Duration		47min	15min	16min	12min

Match Number: M18 Court: Main Glass Court
 Referees: Simon SAUNDERS (FRA) David Edward HOWARD (CAN)

Game Progress

1 David BAILLARGEON			1	2	3	4	4	4	5	5	5	6	6	7	7	7	7	8	9	9	9	9		
Faraz KHAN			0	0	0	0	1	2	2	3	4	4	5	5	6	7	8	8	8	9	10	11		
2 David BAILLARGEON			0	0	0	1	1	2	3	3	3	3	4	5	5	6	6	6	7	8	9	10	11	12
Faraz KHAN			1	2	3	3	4	4	4	5	6	7	7	7	8	8	9	10	10	10	10	10	10	
3 David BAILLARGEON			0	0	0	1	2	3	4	5	6	7	7	8	8	9	10	11						
Faraz KHAN			1	2	3	3	3	3	3	3	3	3	4	4	5	5	5	5						

LEGEND
 M Men's Singles





Match Report

Raphael KANDRA (GER) 2 - 0 Jakub SOLNICKY (CZE)

Match Summary		Match	Game 1	Game 2	Game 3
Jakub SOLNICKY	CZE	0	6	2	
Raphael KANDRA	GER	2	11	11	
Duration		16min	9min	6min	

Match Number: M20 Court: Side Glass Court
 Referees: Paul ALEXANDER (USA) Andrew STRASFOGEL (USA)

Game Progress

1 Jakub SOLNICKY			0	1	2	3	3	3	3	4	4	5	5	5	5	5	5	6	6	6
Raphael KANDRA			1	1	1	1	2	3	4	4	5	5	6	7	8	9	9	10	11	
2 Jakub SOLNICKY			0	0	0	0	1	2	2	2	2	2	2	2	2	2	2	2	2	2
Raphael KANDRA			1	2	3	4	5	5	5	6	7	8	9	10	11					

LEGEND
M Men's Singles





Match Report

Victor CROUIN (FRA) 2 - 0 Yannick WILHELMI (SUI)

Match Summary		Match	Game 1	Game 2	Game 3
Victor CROUIN	FRA	2	11	11	
Yannick WILHELMI	SUI	0	3	2	
Duration		18min	10min	8min	

Match Number: M21 Court: Side Glass Court
 Referees: Daniel GRECO (VEN) Nicola Marie MCNAUGHT (NZL)

Game Progress

1 Victor CROUIN			1	2	2	3	4	5	5	5	6	7	8	9	10	11
Yannick WILHELMI			0	0	1	1	1	1	2	3	3	3	3	3	3	3
2 Victor CROUIN			0	1	2	3	4	4	5	6	7	8	9	10	11	
Yannick WILHELMI			1	1	1	1	1	2	2	2	2	2	2	2	2	

LEGEND
M Men's Singles





Match Report

Shahjahan KHAN (USA) 2 - 0 Joseph WHITE (AUS)

Match Summary		Match	Game 1	Game 2	Game 3
Joseph WHITE	AUS	0	9	5	
Shahjahan KHAN	USA	2	11	11	
Duration		24min	14min	8min	

Match Number: M22 Court: Main Glass Court
 Referees: Andrew MOSS (BER) Heather FINDLAY (NZL)

Game Progress

1 Joseph WHITE			1	1	2	3	3	3	3	3	4	4	4	4	5	5	6	7	7	8	9	9
Shahjahan KHAN		0	1	1	1	2	3	4	5	5	6	7	8	8	9	9	9	10	10	10	10	11
2 Joseph WHITE		0	1	1	1	1	1	1	1	1	2	3	3	3	4	5	5					
Shahjahan KHAN		1	1	2	3	4	5	6	7	8	8	8	9	10	10	10	11					

LEGEND
 M Men's Singles





Match Report

Baptiste MASOTTI (FRA) 2 - 1 Simon ROSNER (GER)

Match Summary		Match	Game 1	Game 2	Game 3
Baptiste MASOTTI	FRA	2	11	7	11
Simon ROSNER	GER	1	9	11	7
Duration		32min	11min	8min	13min

Match Number: M23 **Court:** Side Glass Court
Referees: Daniel GRECO (VEN) Nicola Marie MCNAUGHT (NZL)

Game Progress

1	Baptiste MASOTTI			1	1	1	2	3	3	3	4	5	6	6	6	7	8	8	9	9	10	10	11
	Simon ROSNER			0	1	2	2	3	4	4	4	4	5	6	6	6	7	7	8	8	9	9	9
2	Baptiste MASOTTI			0	1	1	1	2	2	2	3	3	4	4	5	5	5	6	7	7	7	7	7
	Simon ROSNER			1	1	2	3	3	4	5	5	6	6	7	7	8	9	9	9	10	11	11	11
3	Baptiste MASOTTI			0	0	0	1	2	3	3	4	5	6	7	8	8	9	9	9	10	11	11	11
	Simon ROSNER			1	2	3	3	3	3	4	4	4	4	4	4	5	5	6	7	7	7	7	7

LEGEND
M Men's Singles





Match Report

Miguel Angel RODRIGUEZ FORERO (COL) 2 - 0 Jeremias AZANA CORNEJO (ARG)

Match Summary		Match	Game 1	Game 2	Game 3
Jeremias AZANA CORNEJO	ARG	0	3	4	
Miguel Angel RODRIGUEZ FORERO	COL	2	11	11	
Duration		21min	9min	10min	

Match Number: M24 Court: Main Glass Court
 Referees: Andrew MOSS (BER) Heather FINDLAY (NZL)

Game Progress

1 Jeremias AZANA CORNEJO			0	0	0	0	0	0	1	2	2	3	3	3	3	
RODRIGUEZ FORERO			1	2	3	4	5	6	7	7	7	8	8	9	10	11
2 Jeremias AZANA CORNEJO			1	1	1	1	1	2	3	3	3	4	4	4	4	4
RODRIGUEZ FORERO			0	1	2	3	4	4	5	6	6	7	8	9	10	11

LEGEND
M Men's Singles





Match Report

Rhys DOWLING (AUS) 2 - 0 Christopher GORDON (USA)


Match Summary		Match	Game 1	Game 2	Game 3
Rhys DOWLING	AUS	2	11	11	
Christopher GORDON	USA	0	5	8	
Duration		23min	8min	13min	

Match Number: M02 **Court:** Main Glass Court
Referees: Daniel GRECO (VEN) Heather FINDLAY (NZL)

Game Progress

1 Rhys DOWLING			1	2	3	3	3	4	4	5	6	6	7	8	9	9	10	11		
Christopher GORDON			0	0	0	1	2	2	3	3	3	4	4	4	4	5	5	5		
2 Rhys DOWLING			1	2	3	3	4	5	6	6	6	6	7	7	7	8	8	9	10	11
Christopher GORDON			0	0	0	1	1	1	1	2	3	4	5	5	6	7	7	8	8	8

LEGEND
M Men's Singles

Timing and Results provided by  **TISSOT**
Page 1/1

SQUMSINGLES-----R32-000200--_73 2

Report Created WED 13 JUL 2022 17:22



Match Report

David BAILLARGEON (CAN) 2 - 0 Rafael GALVEZ (PER)

Match Summary		Match	Game 1	Game 2	Game 3
David BAILLARGEON	CAN	2	11	11	
Rafael GALVEZ	PER	0	6	2	
Duration		22min	10min	0min	

Match Number: M03 Court: Side Glass Court
 Referees: Andrew STRASFOGEL (USA) Nicola Marie MCNAUGHT (NZL)

Game Progress

1 David BAILLARGEON			0	1	2	2	2	3	4	5	5	6	7	8	8	8	8	9	10	11
Rafael GALVEZ			1	1	1	2	3	3	3	3	4	4	4	4	5	6	6	6	6	6
2 David BAILLARGEON			0	2	3	4	5	6	7	7	8	9	10	11						
Rafael GALVEZ			1	1	1	1	1	1	1	2	2	2	2							

LEGEND
M Men's Singles





Match Report

Faraz KHAN (USA) 2 - 0 Sergio GARCIA POLLAN (ESP)

Match Summary		Match	Game 1	Game 2	Game 3
Sergio GARCIA POLLAN	ESP	0	7	6	
Faraz KHAN	USA	2	11	11	
Duration		31min	17min	11min	

Match Number: M04 Court: Main Glass Court
 Referees: Daniel GRECO (VEN) Heather FINDLAY (NZL)

Game Progress

1 Sergio GARCIA POLLAN				0	1	2	2	2	3	3	4	4	5	5	6	6	7	7	7	7
Faraz KHAN			1	1	1	2	3	4	4	5	5	6	6	7	7	8	8	9	10	11
2 Sergio GARCIA POLLAN				0	1	2	2	3	3	4	4	4	4	5	5	5	6	6		
Faraz KHAN			1	1	1	2	3	3	4	4	5	6	7	7	8	10	10	11		

LEGEND
M Men's Singles





Match Report

Dimitri STEINMANN (SUI) 2 - 0 Valerii FEDORUK (UKR)

Match Summary		Match	Game 1	Game 2	Game 3
Dimitri STEINMANN	SUI	2	11	11	
Valerii FEDORUK	UKR	0	6	9	
Duration		21min	10min	11min	

Match Number: M05 Court: Side Glass Court
 Referees: Andrew STRASFOGEL (USA) Nicola Marie MCNAUGHT (NZL)

Game Progress

1	Dimitri STEINMANN			1	2	2	2	2	2	2	2	3	4	5	6	7	8	9	10	11			
	Valerii FEDORUK			0	0	1	2	3	4	5	6	6	6	6	6	6	6	6	6	6			
2	Dimitri STEINMANN			0	0	1	2	2	2	2	2	3	3	4	5	6	6	6	7	8	9	10	11
	Valerii FEDORUK			1	2	2	2	3	4	5	6	6	7	7	7	7	8	9	9	9	9	9	9

LEGEND
M Men's Singles





Match Report

Ronald PALOMINO GALEANO (COL) 2 - 0 Sean CONROY (IRL)

Match Summary		Match	Game 1	Game 2	Game 3
Sean CONROY	IRL	0	1	3	
Ronald PALOMINO GALEANO	COL	2	11	11	
Duration		13min	6min	7min	

Match Number: M06 **Court:** Main Glass Court
Referees: Andrew MOSS (BER) David Edward HOWARD (CAN)

Game Progress

1 Sean CONROY			0	0	0	0	0	0	1	1	1	1	1		
Ronald PALOMINO GALEANO		1	2	3	4	5	6	7	7	8	9	10	11		
2 Sean CONROY			0	0	0	0	1	1	1	1	2	2	3	3	3
Ronald PALOMINO GALEANO		1	2	3	4	4	5	6	7	8	8	9	9	10	11

LEGEND
M Men's Singles





Match Report

Baptiste MASOTTI (FRA) 2 - 0 Dima SCHERBAKOV (UKR)

Match Summary		Match	Game 1	Game 2	Game 3
Baptiste MASOTTI	FRA	2	11	11	
Dima SCHERBAKOV	UKR	0	2	2	
Duration		8min	4min	4min	

Match Number: M13 Court: Side Glass Court
 Referees: Paul ALEXANDER (USA) Simon SAUNDERS (FRA)

Game Progress

1	Baptiste MASOTTI			1	2	3	3	4	5	6	7	7	8	9	10	11
	Dima SCHERBAKOV		0	0	0	1	1	1	1	1	1	2	2	2	2	2
2	Baptiste MASOTTI			1	2	2	3	4	5	6	7	8	9	9	10	11
	Dima SCHERBAKOV		0	0	1	1	1	1	1	1	1	1	1	2	2	2

LEGEND
M Men's Singles





Match Report

Yannick WILHELMI (SUI) 2 - 1 Yat Ting LAM (HKG)

Match Summary		Match	Game 1	Game 2	Game 3
Yat Ting LAM	HKG	1	11	10	3
Yannick WILHELMI	SUI	2	9	12	11
Duration		37min	11min	15min	8min

Match Number: M10 Court: Main Glass Court
 Referees: Andrew MOSS (BER) David Edward HOWARD (CAN)

Game Progress

1 Yat Ting LAM			1	1	1	1	1	2	3	3	4	4	4	5	5	6	6	7	8	9	11			
Yannick WILHELMI			0	1	2	3	4	4	5	5	5	6	7	7	8	8	9	9	9	9	9			
2 Yat Ting LAM			0	0	0	1	1	2	2	3	4	4	4	4	5	6	6	7	8	9	10	10	10	
Yannick WILHELMI			1	2	3	3	4	4	5	5	5	6	7	8	8	8	9	9	9	9	9	10	11	12
3 Yat Ting LAM			0	0	1	1	1	2	2	2	3	3	3	3	3	3								
Yannick WILHELMI			1	2	2	3	4	4	5	6	6	7	8	9	10	11								

LEGEND
 M Men's Singles





Match Report

Joseph WHITE (AUS) 2 - 1 Yannick OMLOR (GER)


Match Summary		Match	Game 1	Game 2	Game 3
Yannick OMLOR	GER	1	4	11	10
Joseph WHITE	AUS	2	11	8	12
Duration		38min	10min	12min	13min

Match Number: M11 **Court:** Side Glass Court
Referees: Paul ALEXANDER (USA) Simon SAUNDERS (FRA)

Game Progress

1 Yannick OMLOR			0	1	2	2	2	2	3	4	4	4	4	4	4	4								
Joseph WHITE			1	1	1	2	3	4	5	5	5	6	7	8	9	10	11							
2 Yannick OMLOR			0	0	1	2	3	3	4	5	6	7	7	8	8	8	8	9	10	10	11			
Joseph WHITE			1	2	2	2	2	3	3	3	3	3	4	4	5	6	7	7	7	8	8			
3 Yannick OMLOR			0	0	1	2	2	3	3	3	3	3	4	5	5	6	7	7	8	9	10	10	10	10
Joseph WHITE			1	2	2	2	3	3	4	5	6	7	7	7	8	8	8	9	9	9	9	10	11	12

LEGEND
M Men's Singles

Timing and Results provided by  **TISSOT**
Page 1/1

SQUMSINGLES-----R32-001100--_73 2

Report Created WED 13 JUL 2022 17:22



Match Report

Jakub SOLNICKY (CZE) 2 - 1 Filip JAROTA (POL)

Match Summary		Match	Game 1	Game 2	Game 3
Jakub SOLNICKY	CZE	2	11	8	11
Filip JAROTA	POL	1	6	11	4
Duration		31min	11min	10min	7min

Match Number: M07 Court: Side Glass Court
 Referees: Daniel GRECO (VEN) Heather FINDLAY (NZL)

Game Progress

1 Jakub SOLNICKY			1	1	1	2	3	4	5	6	7	7	8	9	9	10	10	11			
Filip JAROTA			0	1	2	2	2	2	2	2	3	3	3	3	4	4	5	6	6		
2 Jakub SOLNICKY			1	1	1	1	2	3	3	4	4	4	4	5	6	6	6	7	8	8	8
Filip JAROTA			0	1	2	3	3	3	4	4	5	6	7	7	7	8	9	9	9	10	11
3 Jakub SOLNICKY			0	1	2	3	4	5	5	5	7	7	8	9	10	11					
Filip JAROTA			1	1	1	1	1	1	2	3	3	4	4	4	4	4					

LEGEND
M Men's Singles





Match Report

Shahjahan KHAN (USA) 2 - 0 Vini RODRIGUES (BRA)

Match Summary		Match	Game 1	Game 2	Game 3
Vini RODRIGUES	BRA	0	12	8	
Shahjahan KHAN	USA	2	14	11	
Duration		24min	13min	11min	

Match Number: M12 **Court:** Main Glass Court
Referees: Andrew STRASFOGEL (USA) Nicola Marie MCNAUGHT (NZL)

Game Progress

1 Vini RODRIGUES			0	0	0	0	1	2	3	4	4	5	5	6	7	8	9	9	9	9	9	10	10	11	12	12	12	12
Shahjahan KHAN			1	2	3	4	4	4	4	5	5	6	6	6	6	6	7	8	9	10	10	10	11	11	11	12	13	14
2 Vini RODRIGUES			1	1	1	1	2	3	3	3	3	3	4	5	5	5	6	7	8	8	8							
Shahjahan KHAN			0	1	2	3	3	3	4	5	6	7	7	7	8	9	9	9	9	10	11							

LEGEND
M Men's Singles





Match Report

Simon ROSNER (GER) 2 - 1 Balazs FARKAS (HUN)

Match Summary		Match	Game 1	Game 2	Game 3
Simon ROSNER	GER	2	6	11	11
Balazs FARKAS	HUN	1	11	6	9
Duration		43min	13min	8min	17min

Match Number: M14 Court: Main Glass Court
 Referees: Paul ALEXANDER (USA) Simon SAUNDERS (FRA)

Game Progress

1 Simon ROSNER	1	1	1	2	3	3	3	3	4	5	5	5	5	6	6	6	6	6	
Balazs FARKAS	0	1	2	2	3	4	5	5	5	6	7	7	8	9	10	10	10	11	
2 Simon ROSNER	1	1	2	2	3	4	5	6	6	7	8	9	9	10	10	10	10	11	
Balazs FARKAS	0	1	1	2	2	2	2	2	3	3	3	3	4	4	5	6	6	6	
3 Simon ROSNER	1	2	3	4	4	4	5	6	6	6	6	7	8	8	9	9	9	10	11
Balazs FARKAS	0	0	0	0	1	2	2	2	3	4	5	6	6	6	7	7	8	9	9

LEGEND
M Men's Singles





Match Report

Jeremias AZANA CORNEJO (ARG) 2 - 1 Martin SVEC (CZE)

Match Summary		Match	Game 1	Game 2	Game 3
Martin SVEC	CZE	1	5	12	9
Jeremias AZANA CORNEJO	ARG	2	11	10	11
Duration		37min	8min	13min	13min

Match Number: M15 **Court:** Side Glass Court
Referees: Andrew MOSS (BER) David Edward HOWARD (CAN)

Game Progress

1 Martin SVEC			1	1	2	2	2	3	3	3	3	3	4	4	5	5	5	5	5					
Jeremias AZANA CORNEJO			0	1	1	2	3	3	4	5	6	7	7	8	8	9	10	11	11					
2 Martin SVEC			1	2	2	3	3	3	3	4	5	5	6	6	6	6	7	7	7	8	9	10	11	12
Jeremias AZANA CORNEJO			0	0	1	1	2	3	4	4	4	5	5	6	7	8	8	9	10	10	10	10	10	10
3 Martin SVEC			0	0	0	0	1	2	2	2	3	4	5	6	6	6	7	8	8	8	8	9	9	
Jeremias AZANA CORNEJO			1	2	3	4	4	4	5	6	6	6	6	6	7	8	8	8	8	9	10	10	11	11

LEGEND
M Men's Singles





Squash

Women's





Draw Start List

As of 13 JUL 2022

Round of 32	Round of 16	Quarterfinals	Semifinals	Finals
<p>Tinne GILIS (BEL)</p> <p>W17, Court MG 14 JUL 14:00</p>				
<p>Maria MOYA (ECU) W02, Court SG Nikki TODD (CAN) 13 JUL 09:00</p>				
<p>Marina STEFANONI (USA) W03, Court MG Laura TOVAR (COL) 13 JUL 09:00</p>				
<p>Nadiia USENKO (UKR) W04, Court MG Satomi WATANABE (JPN) 13 JUL 10:30</p>				
<p>Emilia SOINI (FIN) W05, Court SG Ching Hei FUNG (HKG) 13 JUL 10:30</p>				
<p>Kincso SZASZ (HUN) W06, Court MG Saskia BEINHARD (GER) 13 JUL 12:00</p>				
<p>Jessica TURNBULL (AUS) W07, Court SG Jia LIU (CHN) 13 JUL 12:00</p>				
<p>Celine WALSER (SUI) W08, Court MG Coline AUMARD (FRA) 13 JUL 13:30</p>				
<p>Anne SERME (CZE) W09, Court SG Kaci TYCOVA (GER) 13 JUL 13:30</p>				
<p>Riina KOSKINEN (FIN) W10, Court MG Alex HAYDON (AUS) 13 JUL 15:00</p>				
<p>Nga Ching CHENG (HKG) W11, Court SG Anastasiia KOSTIUKOVA (UKR) 13 JUL 15:00</p>				
<p>CHUKWU (HUN) W12, Court SG Lucy BEECROFT (GBR) 13 JUL 16:30</p>				
<p>Haley MENDEZ (USA) W13, Court MG Erisa HERRING (JPN) 13 JUL 16:30</p>				
<p>Lucia BAUTISTA (COL) W14, Court MG Karina TYMA (POL) 13 JUL 18:00</p>				
<p>Nadia PFISTER (SUI) W15, Court SG Hannah BLATT (CAN) 13 JUL 18:00</p>				
<p>Melissa ALVES (FRA)</p>				
		<p>W18, Court MG 14 JUL 15:00</p>	<p>W19, Court SG 14 JUL 14:00</p>	<p>W20, Court SG 14 JUL 15:00</p>
		<p>W21, Court SG 14 JUL 18:00</p>	<p>W22, Court SG 14 JUL 19:00</p>	<p>W23, Court MG 14 JUL 18:00</p>
		<p>W24, Court MG 14 JUL 19:00</p>	<p>W25, Court MG 15 JUL 10:30</p>	<p>W26, Court SG 15 JUL 10:30</p>
			<p>W27, Court MG 15 JUL 16:30</p>	<p>W28, Court MG 15 JUL 18:30</p>
			<p>W29, Court MG 16 JUL 15:00</p>	<p>W30, Court MG 16 JUL 16:00</p>
				<p>W31, Court MG 17 JUL 08:15</p>
				<p>W32, Court MG 17 JUL 11:30</p>
				<p>Gold Medal</p>
				<p>Silver Medal</p>
				<p>Bronze Medal</p>



Draw Start List

As of 13 JUL 2022

Plate Round of 16	Plate Quarterfinals	Plate Semifinals	Plate Final
	W41, Court MG 15 JUL 09:00		
W34, Court MG 14 JUL 08:00		W45, Court MG 16 JUL 09:00	
W35, Court SG 14 JUL 08:00	W42, Court SG 15 JUL 09:00		Plate
W36, Court MG 14 JUL 08:45			
W37, Court SG 14 JUL 08:45	W43, Court MG 15 JUL 15:00		W47, Court SG 16 JUL 16:00
W38, Court MG 14 JUL 11:00		W46, Court MG 16 JUL 09:45	
W39, Court SG 14 JUL 11:00	W44, Court SG 15 JUL 15:00		



Results Summary

As of 17 JUL 2022

Match No.	Round	Time	Teams/Players	Result	Score	Duration
-----------	-------	------	---------------	--------	-------	----------

Date - 13 July 2022

W02	Round of 32	09:00	Maria MOYA (ECU) lost to Nikki TODD (CAN)	1-2	(5-11 11-5 1-11)	25min
W03	Round of 32	09:00	STEFANONI (USA) beat Laura TOVAR (COL)	2-0	(11-9 11-3)	17min
W04	Round of 32	10:30	Nadiia USENKO (UKR) lost to WATANABE (JPN)	0-2	(3-11 3-11)	10min
W05	Round of 32	10:30	Emilia SOINI (FIN) beat FUNG (HKG)	2-0	(11-4 11-5)	16min
W06	Round of 32	12:00	Kincso SZASZ (HUN) lost to BEINHARD (GER)	0-2	(1-11 1-11)	7min
W07	Round of 32	12:00	TURNBULL (AUS) beat Jia LIU (CHN)	2-0	(11-1 11-1)	9min
W08	Round of 32	13:30	WALSER (SUI) lost to AUMARD (FRA)	0-2	(4-11 2-11)	12min
W09	Round of 32	13:30	Anne SERME (CZE) lost to Kaci TYCOVA (GER)	1-2	(11-8 12-14 3-11)	34min
W10	Round of 32	15:00	KOSKINEN (FIN) lost to Alex HAYDON (AUS)	0-2	(5-11 5-11)	11min
W11	Round of 32	15:00	CHENG (HKG) beat KOSTIUKOVA (UKR)	2-0	(11-4 11-4)	11min
W12	Round of 32	16:30	CHUKWU (HUN) lost to BEECROFT (GBR)	0-2	(4-11 5-11)	11min
W13	Round of 32	16:30	Haley MENDEZ (USA) beat Erisa HERRING (JPN)	2-1	(11-2 11-13 11-6)	22min
W14	Round of 32	18:00	BAUTISTA (COL) lost to Karina TYMA (POL)	0-2	(7-11 6-11)	18min
W15	Round of 32	18:00	Nadia PFISTER (SUI) beat Hannah BLATT (CAN)	2-1	(9-11 11-6 12-10)	27min

Date - 14 July 2022

W34	Plate Round of 16	08:00	Laura TOVAR (COL) beat Nadiia USENKO (UKR)	2-0	(11-4 11-5)	14min
W35	Plate Round of 16	08:00	FUNG (HKG) beat Kincso SZASZ (HUN)	2-0	(11-3 11-3)	10min
W36	Plate Round of 16	08:45	Jia LIU (CHN) lost to WALSER (SUI)	0-2	(1-11 0-11)	8min
W37	Plate Round of 16	08:45	Anne SERME (CZE) beat KOSKINEN (FIN)	2-1	(11-5 10-12 12-10)	27min
W38	Plate Round of 16	11:00	KOSTIUKOVA (UKR) beat CHUKWU (HUN)	2-0	(12-10 11-8)	14min
W39	Plate Round of 16	11:00	Erisa HERRING (JPN) beat BAUTISTA (COL)	2-1	(6-11 11-9 11-9)	24min
W17	Round of 16	14:00	Tinne GILIS (BEL) beat Nikki TODD (CAN)	2-0	(11-7 11-4)	12min
W19	Round of 16	14:00	Emilia SOINI (FIN) lost to BEINHARD (GER)	0-2	(10-12 6-11)	21min
W18	Round of 16	15:00	STEFANONI (USA) beat WATANABE (JPN)	2-0	(14-12 11-7)	27min
W20	Round of 16	15:00	TURNBULL (AUS) lost to AUMARD (FRA)	0-2	(7-11 10-12)	25min
W21	Round of 16	18:00	Kaci TYCOVA (GER) beat Alex HAYDON (AUS)	2-0	(11-6 11-3)	15min
W23	Round of 16	18:00	Haley MENDEZ (USA) beat Karina TYMA (POL)	2-1	(7-11 11-3 11-7)	22min
W22	Round of 16	19:00	CHENG (HKG) lost to BEECROFT (GBR)	0-2	(10-12 7-11)	18min
W24	Round of 16	19:00	Nadia PFISTER (SUI) lost to Melissa ALVES (FRA)	0-2	(3-11 4-11)	14min

Date - 15 July 2022

W41	Plate Quarterfinals	09:00	Maria MOYA (ECU) lost to Laura TOVAR (COL)	0-2	(2-11 5-11)	18min
W42	Plate Quarterfinals	09:00	FUNG (HKG) lost to WALSER (SUI)	1-2	(11-7 10-12 8-11)	31min
W25	Quarterfinals	10:30	Tinne GILIS (BEL) beat STEFANONI (USA)	2-0	(11-5 11-7)	17min
W26	Quarterfinals	10:30	BEINHARD (GER) lost to AUMARD (FRA)	0-2	(7-11 5-11)	17min
W43	Plate Quarterfinals	15:00	Anne SERME (CZE) beat KOSTIUKOVA (UKR)	2-0	(11-9 11-2)	14min
W44	Plate Quarterfinals	15:00	Erisa HERRING (JPN) lost to Hannah BLATT (CAN)	1-2	(2-11 14-12 4-11)	25min
W27	Quarterfinals	16:30	Kaci TYCOVA (GER) lost to BEECROFT (GBR)	0-2	(4-11 7-11)	14min
W28	Quarterfinals	18:30	Haley MENDEZ (USA) beat Melissa ALVES (FRA)	2-1	(6-11 11-4 11-9)	26min

Date - 16 July 2022

W45	Plate Semifinals	09:00	Laura TOVAR (COL) beat WALSER (SUI)	3-0	(11-6 11-7 11-5)	23min
-----	------------------	-------	--	-----	------------------	-------

Timing and Results provided by  TISSOT





Results Summary

As of 17 JUL 2022

Match No.	Round	Time	Teams/Players	Result	Score	Duration
-----------	-------	------	---------------	--------	-------	----------

Date - 16 July 2022

W46	Plate Semifinals	09:45	Anne SERME (CZE) beat Hannah BLATT (CAN)	3-1	(10-12 11-6 11-6 11-8)	32min
W29	Semifinals	15:00	Tinne GILIS (BEL) beat AUMARD (FRA)	3-0	(11-7 11-9 11-6)	29min
W30	Semifinals	16:00	BEECROFT (GBR) beat Haley MENDEZ (USA)	3-0	(11-8 11-3 11-6)	24min
W47	Plate Finals	16:00	Laura TOVAR (COL) beat Anne SERME (CZE)	3-0	(11-5 11-8 11-6)	21min

Date - 17 July 2022

W31	Bronze Medal	08:15	AUMARD (FRA) beat Haley MENDEZ (USA)	3-2	(11-6 5-11 11-9 6-11 11-8)	43min
W32	Finals	11:30	Tinne GILIS (BEL) beat BEECROFT (GBR)	3-0	(11-9 11-7 11-6)	30min

LEGEND
No. Number W Women's Singles





Results Bracket

As of 17 JUL 2022

Round of 32	Round of 16	Quarterfinals	Semifinals	Finals
Tinne GILIS (BEL) Maria MOYA (ECU) Nikki TODD (CAN)	Nikki TODD 2-1 (11-5 5-11 11-1)	Tinne GILIS 2-0 (11-7 11-4)	Tinne GILIS 2-0 (11-5 11-7)	Tinne GILIS 3-0 (11-7 11-9 11-6)
Marina STEFANONI (USA) Laura TOVAR (COL)	2-0 (11-9 11-3) Marina STEFANONI	Marina STEFANONI 2-0 (14-12 11-7)		
Nadiia USENKO (UKR) Satomi WATANABE (JPN)	Satomi WATANABE 2-0 (11-3 11-3)	Saskia BEINHARD 2-0 (12-10 11-6)	Coline AUMARD 2-0 (11-7 11-5)	
Emilia SOINI (FIN) Ching Hei FUNG (HKG)	2-0 (11-4 11-5) Emilia SOINI			
Kincso SZASZ (HUN) Saskia BEINHARD (GER)	Saskia BEINHARD 2-0 (11-1 11-1)	Coline AUMARD 2-0 (11-7 12-10)	Coline AUMARD 2-0 (11-7 11-5)	Gold Medal Tinne GILIS (BEL) 3-0 (11-9 11-7 11-6)
Jessica TURNBULL (AUS) Jia LIU (CHN)	2-0 (11-1 11-1) Jessica TURNBULL			
Celine WALSER (SUI) Coline AUMARD (FRA)	Coline AUMARD 2-0 (11-4 11-2)	Kaci TYCOVA 2-0 (11-6 11-3)	Lucy BEECROFT 2-0 (11-4 11-7)	
Anne SERME (CZE) Kaci TYCOVA (GER)	2-1 (8-11 14-12 11-3) Kaci TYCOVA			
Riina KOSKINEN (FIN) Alex HAYDON (AUS)	Alex HAYDON 2-0 (11-5 11-5)	Lucy BEECROFT 2-0 (12-10 11-7)	Lucy BEECROFT 2-0 (11-4 11-5)	
Nga Ching CHENG (HKG) KOSTIUKOVA (UKR)	2-0 (11-4 11-4) Nga Ching CHENG			
CHUKWU (HUN) Lucy BEECROFT (GBR)	Lucy BEECROFT 2-0 (11-4 11-5)	Haley MENDEZ 2-1 (7-11 11-3 11-7)	Haley MENDEZ 2-1 (6-11 11-4 11-9)	Silver Medal Lucy BEECROFT (GBR) 3-0 (11-8 11-3 11-6)
Haley MENDEZ (USA) Erisa HERRING (JPN)	2-1 (11-2 11-13 11-6) Haley MENDEZ			
Lucia BAUTISTA (COL) Karina TYMA (POL)	Karina TYMA 2-0 (11-7 11-6)	Melissa ALVES 2-0 (11-3 11-4)	Melissa ALVES 2-0 (11-3 11-4)	
Nadia PFISTER (SUI) Hannah BLATT (CAN)	2-1 (9-11 11-6 12-10) Nadia PFISTER			
Melissa ALVES (FRA)				Bronze Medal Coline AUMARD (FRA) 3-2 (11-6 5-11 11-9 6-11 11-8)
			Coline AUMARD Haley MENDEZ	



Results Bracket

As of 17 JUL 2022

Plate Round of 16	Plate Quarterfinals	Plate Semifinals	Plate Final
Maria MOYA (ECU)		2-0 (11-2 11-5)	
Laura TOVAR (COL) Nadiia USENKO (UKR)	Laura TOVAR 2-0 (11-4 11-5)	Laura TOVAR	3-0 (11-6 11-7 11-5)
Ching Hei FUNG (HKG) Kincso SZASZ (HUN)	2-0 (11-3 11-3) Ching Hei FUNG	Celine WALSER 2-1 (7-11 12-10 11-8)	Laura TOVAR
Jia LIU (CHN) Celine WALSER (SUI)	Celine WALSER 2-0 (11-1 11-0)		Plate Laura TOVAR (COL) 3-0 (11-5 11-8 11-6)
Anne SERME (CZE) Riina KOSKINEN (FIN)	2-1 (11-5 10-12 12-10) Anne SERME	2-0 (11-9 11-2)	Anne SERME 3-1 (10-12 11-6 11-6 11-8)
Anastasiia KOSTIUKOVA (UKR) CHUKWU (HUN)	Anastasiia KOSTIUKOVA 2-0 (12-10 11-8)	Anne SERME	
Erisa HERRING (JPN) Lucia BAUTISTA (COL)	2-1 (6-11 11-9 11-9) Erisa HERRING	Hannah BLATT 2-1 (11-2 12-14 11-4)	
Hannah BLATT (CAN)			



Medallists

As of 17 JUL 2022

Medal	Name	Country Code
GOLD	Tinne GILIS	BEL - Belgium
SILVER	Lucy BEECROFT	GBR - Great Britain
BRONZE	Coline AUMARD	FRA - France





Match Report

Laura TOVAR (COL) 3 - 0 Anne SERME (CZE)

Match Summary		Match	Game 1	Game 2	Game 3	Game 4	Game 5
Laura TOVAR	COL	3	11	11	11		
Anne SERME	CZE	0	5	8	6		
Duration		21min	7min	7min	7min		

Match Number: W47 Court: Side Glass Court
 Referees: Daniel GRECO (VEN) Heather FINDLAY (NZL)

Game Progress

1	Laura TOVAR			0	1	2	2	3	4	5	6	6	6	7	7	8	9	10	11			
	Anne SERME			1	1	1	2	2	2	2	2	3	4	4	5	5	5	5	5			
2	Laura TOVAR			1	1	1	2	3	4	4	5	6	7	8	8	9	9	10	10	10	10	11
	Anne SERME			0	1	2	2	2	2	3	3	3	3	3	4	4	5	5	6	7	8	8
3	Laura TOVAR			1	2	3	3	3	3	4	4	4	5	6	7	7	8	9	10	11		
	Anne SERME			0	0	0	1	2	3	3	4	5	5	5	5	6	6	6	6			

LEGEND
W Women's Singles





Match Report

Coline AUMARD (FRA) 3 - 2 Haley MENDEZ (USA)

Match Summary		Match	Game 1	Game 2	Game 3	Game 4	Game 5
Coline AUMARD	FRA	3	11	5	11	6	11
Haley MENDEZ	USA	2	6	11	9	11	8
Duration		43min	6min	7min	8min	7min	10min

Match Number: W31 Court: Main Glass Court
 Referees: Andrew MOSS (BER) Heather FINDLAY (NZL)

Game Progress

1	Coline AUMARD			1	1	2	3	4	4	4	5	6	7	7	8	8	9	10	10	11			
	Haley MENDEZ			0	1	1	1	1	2	3	3	3	3	4	4	5	5	5	6	6			
2	Coline AUMARD			0	1	1	1	1	2	3	4	5	5	5	5	5	5	5	5	5			
	Haley MENDEZ			1	1	2	3	4	4	4	4	4	5	6	7	8	9	10	11				
3	Coline AUMARD			0	1	1	2	3	4	5	6	7	7	7	7	7	8	9	9	10	10	10	11
	Haley MENDEZ			1	1	2	2	2	2	2	2	2	3	4	5	6	6	6	7	7	8	9	9
4	Coline AUMARD			1	1	2	3	4	4	4	4	4	4	4	4	5	6	6	6	6	6	6	6
	Haley MENDEZ			0	1	1	1	1	2	3	4	5	6	7	8	8	8	9	10	11	11	11	11
5	Coline AUMARD			0	1	2	2	2	3	4	4	5	5	5	6	7	8	9	9	9	10	11	11
	Haley MENDEZ			1	1	1	2	3	3	3	4	4	5	6	6	6	6	6	7	8	8	8	8

LEGEND
 W Women's Singles





Match Report

Tinne GILIS (BEL) 3 - 0 Lucy BEECROFT (GBR)

Match Summary		Match	Game 1	Game 2	Game 3	Game 4	Game 5
Tinne GILIS	BEL	3	11	11	11		
Lucy BEECROFT	GBR	0	9	7	6		
	Duration	30min	9min	7min	9min		

Match Number: W32 **Court:** Main Glass Court
Referees: Simon SAUNDERS (FRA) Nicola Marie MCNAUGHT (NZL)

Game Progress

1	Tinne GILIS			0	0	1	1	2	3	4	4	4	5	5	5	6	7	8	9	10	10	10	11
	Lucy BEECROFT			1	2	2	3	3	3	3	4	5	5	6	7	7	7	7	7	7	8	9	9
2	Tinne GILIS			1	1	2	3	3	4	5	5	5	5	6	7	8	8	9	10	10	11		
	Lucy BEECROFT			0	1	1	1	2	2	2	3	4	5	5	5	5	6	6	6	6	7	7	
3	Tinne GILIS			1	1	1	1	2	3	3	4	5	5	5	6	7	8	9	10	11			
	Lucy BEECROFT			0	1	2	3	3	3	4	4	4	5	6	6	6	6	6	6	6	6		

LEGEND
W Women's Singles





Match Report

Laura TOVAR (COL) 3 - 0 Celine WALSER (SUI)

Match Summary		Match	Game 1	Game 2	Game 3	Game 4	Game 5
Laura TOVAR	COL	3	11	11	11		
Celine WALSER	SUI	0	6	7	5		
Duration		23min	8min	7min	6min		

Match Number: W45 **Court:** Main Glass Court
Referees: David Edward HOWARD (CAN) Nicola Marie MCNAUGHT (NZL)

Game Progress

1 Laura TOVAR			1	2	3	4	4	4	5	6	6	6	7	8	9	9	10	11	
Celine WALSER			0	0	0	0	1	2	2	2	3	4	4	4	4	6	6	6	
2 Laura TOVAR			0	1	2	2	2	3	3	3	4	6	6	7	7	8	9	10	11
Celine WALSER			1	1	1	2	3	3	4	5	5	5	6	6	7	7	7	7	7
3 Laura TOVAR			0	1	1	2	3	4	5	6	6	7	7	8	8	9	10	11	
Celine WALSER			1	1	2	2	2	2	2	2	3	3	4	4	5	5	5	5	

LEGEND
W Women's Singles



Match Report

Anne SERME (CZE) 3 - 1 Hannah BLATT (CAN)

Match Summary		Match	Game 1	Game 2	Game 3	Game 4	Game 5
Anne SERME	CZE	3	10	11	11	11	
Hannah BLATT	CAN	1	12	6	6	8	
Duration		32min	8min	7min	6min	7min	

Match Number: W46 **Court:** Main Glass Court
Referees: Daniel GRECO (VEN) Andrew STRASFOGEL (USA)

Game Progress

1 Anne SERME			0	0	0	0	1	1	2	3	3	3	3	4	5	6	7	7	7	8	9	10	10	10
Hannah BLATT			1	2	3	4	4	5	5	5	6	7	8	8	8	8	8	9	10	10	10	10	11	12
2 Anne SERME			0	0	0	1	2	2	2	3	4	5	6	7	8	9	10	10	11					
Hannah BLATT			1	2	3	3	3	4	5	5	5	5	5	5	5	5	5	6	6					
3 Anne SERME			1	1	1	2	3	4	5	5	5	6	7	8	9	10	10	10	11					
Hannah BLATT			0	1	2	2	2	2	2	3	4	4	4	4	4	4	5	6	6					
4 Anne SERME			1	1	1	1	1	2	3	4	5	5	6	7	7	8	8	9	10	10	11			
Hannah BLATT			0	1	2	3	4	4	4	4	4	5	5	5	6	6	7	7	7	8	8			

LEGEND
W Women's Singles





Match Report

Tinne GILIS (BEL) 3 - 0 Coline AUMARD (FRA)

Match Summary		Match	Game 1	Game 2	Game 3	Game 4	Game 5
Tinne GILIS	BEL	3	11	11	11		
Coline AUMARD	FRA	0	7	9	6		
	Duration	29min	11min	9min	7min		

Match Number: W29 **Court:** Main Glass Court
Referees: Simon SAUNDERS (FRA) Andrew STRASFOGEL (USA)

Game Progress

1	Tinne GILIS			1	2	3	4	4	5	5	7	7	7	7	8	9	9	10	10	11		
	Coline AUMARD			0	0	0	0	1	1	2	2	3	4	5	5	6	6	7	7	7		
2	Tinne GILIS			1	2	2	2	2	3	4	5	5	6	6	6	6	6	7	8	9	10	11
	Coline AUMARD			0	0	1	2	3	3	3	3	4	4	5	6	7	8	9	9	9	9	9
3	Tinne GILIS			1	2	3	4	5	6	6	6	6	7	8	8	8	9	10	10	11		
	Coline AUMARD			0	0	0	0	0	1	2	3	3	3	4	5	5	5	6	6			

LEGEND
W Women's Singles





Match Report

Lucy BEECROFT (GBR) 3 - 0 Haley MENDEZ (USA)

Match Summary		Match	Game 1	Game 2	Game 3	Game 4	Game 5
Lucy BEECROFT	GBR	3	11	11	11		
Haley MENDEZ	USA	0	8	3	6		
Duration		24min	9min	6min	7min		

Match Number: W30 **Court:** Main Glass Court
Referees: Andrew STRASFOGEL (USA) Simon SAUNDERS (FRA)

Game Progress

1 Lucy BEECROFT			0	1	2	2	2	3	4	5	5	6	7	8	9	9	9	10	10	10	11
Haley MENDEZ			1	1	1	2	3	3	3	3	4	4	4	4	4	5	6	6	7	8	8
2 Lucy BEECROFT			1	1	2	3	4	5	6	7	8	9	9	9	10	11					
Haley MENDEZ			0	1	1	1	1	1	1	1	1	1	2	3	3	3					
3 Lucy BEECROFT			0	0	0	0	1	2	3	4	5	5	6	7	7	8	9	10	11		
Haley MENDEZ			1	2	3	4	4	4	4	4	4	5	5	5	6	6	6	6	6		

LEGEND
W Women's Singles



Match Report

Laura TOVAR (COL) 2 - 0 Maria MOYA (ECU)

Match Summary		Match	Game 1	Game 2	Game 3
Maria MOYA	ECU	0	2	5	
Laura TOVAR	COL	2	11	11	
Duration		18min	7min	9min	

Match Number: W41 **Court:** Main Glass Court
Referees: Daniel GRECO (VEN) David Edward HOWARD (CAN)

Game Progress

1 Maria MOYA			1	1	2	2	2	2	2	2	2	2	2	2	2	2	
Laura TOVAR		0	1	1	2	3	4	5	6	7	8	9	10	11			
2 Maria MOYA		1	2	2	2	3	4	4	5	5	5	5	5	5	5	5	
Laura TOVAR		0	0	1	2	2	2	3	3	4	5	6	7	8	9	10	11

LEGEND
W Women's Singles





Match Report

Celine WALSER (SUI) 2 - 1 Ching Hei FUNG (HKG)

Match Summary		Match	Game 1	Game 2	Game 3
Ching Hei FUNG	HKG	1	11	10	8
Celine WALSER	SUI	2	7	12	11
Duration		31min	7min	12min	8min

Match Number: W42 **Court:** Side Glass Court
Referees: Andrew MOSS (BER) Andrew STRASFOGEL (USA)

Game Progress

1 Ching Hei FUNG			1	2	2	3	3	3	4	5	6	6	7	8	8	8	9	10	10	11				
Celine WALSER			0	0	1	1	2	3	3	3	3	4	4	4	5	6	6	6	6	7	7			
2 Ching Hei FUNG			1	1	1	2	3	3	4	4	4	4	4	5	6	7	8	8	9	10	10	10	10	10
Celine WALSER			0	1	2	2	2	3	3	4	5	6	7	7	7	7	8	8	8	9	10	10	11	12
3 Ching Hei FUNG			1	1	2	2	2	3	4	4	4	5	5	5	5	6	7	8	8	8				
Celine WALSER			0	1	1	2	3	4	4	4	5	6	6	7	8	9	9	9	9	10	11			

LEGEND
W Women's Singles



Match Report

Tinne GILIS (BEL) 2 - 0 Marina STEFANONI (USA)

Match Summary		Match	Game 1	Game 2	Game 3
Tinne GILIS	BEL	2	11	11	
Marina STEFANONI	USA	0	5	7	
Duration		17min	8min	8min	

Match Number: W25 **Court:** Main Glass Court
Referees: Paul ALEXANDER (USA) Nicola Marie MCNAUGHT (NZL)

Game Progress

1 Tinne GILIS			0	1	1	1	2	2	3	4	4	4	5	5	6	7	8	9	10	11
Marina STEFANONI		1	1	2	3	3	4	4	4	4	5	5	5	5	5	5	5	5	5	5
2 Tinne GILIS		1	2	3	4	5	6	7	7	7	7	8	9	9	10	10	10	10	10	11
Marina STEFANONI		0	0	0	0	0	0	0	1	2	3	3	3	4	4	5	6	7	7	

LEGEND
W Women's Singles



Match Report

Coline AUMARD (FRA) 2 - 0 Saskia BEINHARD (GER)

Match Summary		Match	Game 1	Game 2	Game 3
Saskia BEINHARD	GER	0	7	5	
Coline AUMARD	FRA	2	11	11	
Duration		17min	8min	8min	

Match Number: W26 Court: Side Glass Court
Referees: Simon SAUNDERS (FRA) Heather FINDLAY (NZL)

Game Progress

1 Saskia BEINHARD			0	1	2	2	2	2	2	3	3	3	4	5	5	6	7	7	7
Coline AUMARD			1	1	1	2	3	4	5	6	6	7	8	8	8	9	9	10	11
2 Saskia BEINHARD			1	1	2	3	3	3	3	3	3	3	4	4	4	5	5		
Coline AUMARD			0	1	1	1	2	3	4	5	6	7	8	8	9	10	10	11	

LEGEND
W Women's Singles





Match Report

Anne SERME (CZE) 2 - 0 Anastasiia KOSTIUKOVA (UKR)

Match Summary		Match	Game 1	Game 2	Game 3
Anne SERME	CZE	2	11	11	
Anastasiia KOSTIUKOVA	UKR	0	9	2	
Duration		14min	8min	4min	

Match Number: W43 **Court:** Main Glass Court
Referees: Daniel GRECO (VEN) David Edward HOWARD (CAN)

Game Progress

1 Anne SERME			0	0	0	1	1	2	3	4	4	4	4	5	6	6	7	8	8	9	9	10	11
Anastasiia KOSTIUKOVA			1	2	3	3	4	4	4	5	6	7	7	7	8	8	8	8	8	9	9	9	9
2 Anne SERME			1	2	3	4	5	6	6	7	7	8	9	10	11								
Anastasiia KOSTIUKOVA			0	0	0	0	0	0	1	1	2	2	2	2	2								

LEGEND
W Women's Singles





Match Report

Hannah BLATT (CAN) 2 - 1 Erisa HERRING (JPN)

Match Summary		Match	Game 1	Game 2	Game 3
Erisa HERRING	JPN	1	2	14	4
Hannah BLATT	CAN	2	11	12	11
Duration		25min	4min	12min	1min

Match Number: W44 **Court:** Side Glass Court
Referees: Andrew MOSS (BER) Andrew STRASFOGEL (USA)

Game Progress

1 Erisa HERRING			1	1	1	1	1	1	1	1	1	1	1	2	2														
Hannah BLATT			0	1	2	3	4	5	6	7	8	9	10	10	11														
2 Erisa HERRING			0	0	1	1	2	2	2	3	4	5	5	6	6	7	8	9	10	10	10	10	11	11	11	11	12	13	14
Hannah BLATT			1	2	2	3	3	4	5	5	5	5	6	6	7	7	7	7	8	9	10	10	10	11	11	12	12	12	12
3 Erisa HERRING			1	1	1	1	2	3	3	3	3	3	3	4	4	4	4	4											
Hannah BLATT			0	1	2	3	3	4	5	6	7	8	8	9	10	11													

LEGEND
W Women's Singles





Match Report

Lucy BEECROFT (GBR) 2 - 0 Kaci TYCOVA (GER)

Match Summary		Match	Game 1	Game 2	Game 3
Kaci TYCOVA	GER	0	4	7	
Lucy BEECROFT	GBR	2	11	11	
Duration		14min	6min	7min	

Match Number: W27 **Court:** Main Glass Court
Referees: Simon SAUNDERS (FRA) Heather FINDLAY (NZL)

Game Progress

1 Kaci TYCOVA			1	1	1	1	1	2	2	2	3	3	4	4	4	4	4
Lucy BEECROFT		0	1	2	3	4	4	5	6	6	7	7	8	9	10	11	
2 Kaci TYCOVA		0	2	2	2	2	2	3	3	4	5	6	6	6	6	7	7
Lucy BEECROFT		1	1	2	3	4	5	5	6	6	6	6	7	8	9	10	11

LEGEND
W Women's Singles



Match Report

Haley MENDEZ (USA) 2 - 1 Melissa ALVES (FRA)

Match Summary		Match	Game 1	Game 2	Game 3
Haley MENDEZ	USA	2	6	11	11
Melissa ALVES	FRA	1	11	4	9
Duration		26min	6min	6min	10min

Match Number: W28 **Court:** Main Glass Court
Referees: Andrew MOSS (BER) Andrew STRASFOGEL (USA)

Game Progress

1 Haley MENDEZ			0	0	0	1	2	2	2	2	3	3	4	4	5	5	5	6	6			
Melissa ALVES			1	2	3	3	3	4	5	6	6	7	7	8	8	9	10	10	11			
2 Haley MENDEZ			1	2	3	4	4	4	4	5	6	7	8	8	9	10	11					
Melissa ALVES			0	0	0	0	1	2	3	3	3	3	3	4	4	4	4					
3 Haley MENDEZ			1	2	2	3	3	3	4	5	5	6	6	6	7	8	9	9	10	10	10	11
Melissa ALVES			0	0	1	1	2	3	3	3	4	4	5	6	6	6	6	7	7	8	9	9

LEGEND
W Women's Singles





Match Report

Laura TOVAR (COL) 2 - 0 Nadiia USENKO (UKR)

Match Summary		Match	Game 1	Game 2	Game 3
Laura TOVAR	COL	2	11	11	
Nadiia USENKO	UKR	0	4	5	
Duration		14min	5min	8min	

Match Number: W34 Court: Main Glass Court
 Referees: Simon SAUNDERS (FRA) Andrew STRASFOGEL (USA)

Game Progress

1 Laura TOVAR			0	1	2	3	3	4	5	6	7	7	8	9	10	10	11
Nadiia USENKO			1	1	1	1	2	2	2	2	3	3	3	3	4	4	
2 Laura TOVAR			1	2	3	4	5	5	6	6	7	7	8	9	10	10	11
Nadiia USENKO			0	0	0	0	0	1	1	2	2	3	3	3	4	5	5

LEGEND
 W Women's Singles





Match Report

Ching Hei FUNG (HKG) 2 - 0 Kincso SZASZ (HUN)

Match Summary		Match	Game 1	Game 2	Game 3
Ching Hei FUNG	HKG	2	11	11	
Kincso SZASZ	HUN	0	3	3	
Duration		10min	4min	5min	

Match Number: W35 Court: Side Glass Court
 Referees: Paul ALEXANDER (USA) David Edward HOWARD (CAN)

Game Progress

1 Ching Hei FUNG			1	2	3	3	4	4	5	6	7	8	9	9	10	11
Kincso SZASZ			0	0	0	1	1	2	2	2	2	2	2	3	3	3
2 Ching Hei FUNG			1	2	2	3	4	4	5	5	6	7	8	9	10	11
Kincso SZASZ			0	0	1	1	1	2	2	3	3	3	3	3	3	3

LEGEND
 W Women's Singles





Match Report

Celine WALSER (SUI) 2 - 0 Jia LIU (CHN)

Match Summary		Match	Game 1	Game 2	Game 3
Jia LIU	CHN	0	1	0	
Celine WALSER	SUI	2	11	11	
Duration		8min	3min	4min	

Match Number: W36 **Court:** Main Glass Court
Referees: Simon SAUNDERS (FRA) Andrew STRASFOGEL (USA)

Game Progress

1 Jia LIU			0	0	0	0	0	0	0	0	0	1	1	1
Celine WALSER			1	2	3	4	5	6	7	8	9	9	10	11
2 Jia LIU			0	0	0	0	0	0	0	0	0	0	0	0
Celine WALSER			1	2	3	5	6	7	8	9	10	11		

LEGEND
W Women's Singles

Timing and Results provided by  TISSOT



Match Report

Anne SERME (CZE) 2 - 1 Riina KOSKINEN (FIN)

Match Summary		Match	Game 1	Game 2	Game 3
Anne SERME	CZE	2	11	10	12
Riina KOSKINEN	FIN	1	5	12	10
Duration		27min	7min	9min	9min

Match Number: W37 Court: Side Glass Court
 Referees: Paul ALEXANDER (USA) David Edward HOWARD (CAN)

Game Progress

1 Anne SERME			1	1	2	3	3	4	5	6	7	7	8	8	8	9	10	11					
Riina KOSKINEN			0	1	1	1	2	2	2	2	3	3	4	5	5	5	5	5					
2 Anne SERME			0	0	1	1	2	2	3	4	5	6	7	8	8	8	8	10	10	10	10	10	
Riina KOSKINEN			1	2	2	3	3	4	4	4	4	4	4	4	5	6	8	8	8	9	10	11	12
3 Anne SERME			0	1	2	2	3	4	4	5	5	6	7	7	7	7	7	8	9	10	10	11	12
Riina KOSKINEN			1	1	1	2	2	2	3	3	4	4	4	5	6	7	8	9	9	9	9	10	10

LEGEND
 W Women's Singles





Match Report

Anastasiia KOSTIUKOVA (UKR) 2 - 0 Hannah Chinyere CHUKWU (HUN)

Match Summary		Match	Game 1	Game 2	Game 3
Anastasiia KOSTIUKOVA	UKR	2	12	11	
Hannah Chinyere CHUKWU	HUN	0	10	8	
Duration		14min	7min	6min	

Match Number: W38 Court: Main Glass Court
 Referees: Daniel GRECO (VEN) Nicola Marie MCNAUGHT (NZL)

Game Progress

1 Anastasiia KOSTIUKOVA			1	1	1	2	2	2	3	4	4	4	4	5	6	6	6	7	7	7	7	8	9	9	9	10	10	11	12	
Hannah Chinyere CHUKWU			0	1	2	2	3	4	4	4	5	6	6	6	6	7	7	8	9	9	9	9	10	10	10	10	10	10	10	
2 Anastasiia KOSTIUKOVA			0	0	0	0	1	2	2	3	4	4	5	6	6	7	8	9	9	9	9	10	11							
Hannah Chinyere CHUKWU			1	2	3	4	4	4	5	5	5	6	6	6	6	6	6	6	7	8	8	8	8							

LEGEND
 W Women's Singles





Match Report

Erisa HERRING (JPN) 2 - 1 Lucia BAUTISTA (COL)

Match Summary		Match	Game 1	Game 2	Game 3
Erisa HERRING	JPN	2	6	11	11
Lucia BAUTISTA	COL	1	11	9	9
Duration		24min	6min	7min	9min

Match Number: W39 **Court:** Side Glass Court
Referees: Andrew MOSS (BER) Heather FINDLAY (NZL)

Game Progress

1 Erisa HERRING			1	1	1	2	2	3	3	3	3	3	3	4	5	5	5	6	6			
Lucia BAUTISTA			0	1	2	2	3	3	4	5	6	7	8	8	8	9	10	10	11			
2 Erisa HERRING			0	0	1	2	3	3	4	5	6	7	7	8	8	8	9	9	9	10	11	
Lucia BAUTISTA			1	2	2	2	2	3	3	3	3	3	4	4	5	6	6	7	8	9	9	
3 Erisa HERRING			0	0	1	2	3	3	3	4	4	5	6	6	7	7	7	7	8	9	10	11
Lucia BAUTISTA			1	2	2	2	2	3	4	4	5	5	5	6	6	7	8	9	9	9	9	

LEGEND
W Women's Singles





Match Report

Tinne GILIS (BEL) 2 - 0 Nikki TODD (CAN)

Match Summary		Match	Game 1	Game 2	Game 3
Tinne GILIS	BEL	2	11	11	
Nikki TODD	CAN	0	7	4	
Duration		12min	7min	5min	

Match Number: W17 Court: Main Glass Court
 Referees: Simon SAUNDERS (FRA) David Edward HOWARD (CAN)

Game Progress

1 Tinne GILIS			1	1	2	3	4	4	5	5	5	6	6	7	8	8	9	10	10	11
Nikki TODD			0	1	1	1	1	2	2	3	4	4	5	5	6	6	6	6	7	7
2 Tinne GILIS			0	1	2	3	4	4	5	6	6	6	7	8	9	10	11			
Nikki TODD			1	1	1	1	1	2	2	2	3	4	4	4	4	4	4			

LEGEND
W Women's Singles





Match Report

Saskia BEINHARD (GER) 2 - 0 Emilia SOINI (FIN)

Match Summary		Match	Game 1	Game 2	Game 3
Emilia SOINI	FIN	0	10	6	
Saskia BEINHARD	GER	2	12	11	
Duration		21min	9min	8min	

Match Number: W19 **Court:** Side Glass Court
Referees: Paul ALEXANDER (USA) Andrew STRASFOGEL (USA)

Game Progress

1 Emilia SOINI			1	1	1	1	2	2	2	3	3	4	4	4	5	6	6	7	7	8	9	10	10	10
Saskia BEINHARD		0	1	2	3	3	4	5	5	6	6	7	8	8	8	9	9	10	10	10	10	10	11	12
2 Emilia SOINI			1	1	2	3	3	3	3	4	4	4	4	5	5	5	5	6	6					
Saskia BEINHARD		0	1	1	1	2	3	4	4	5	6	7	7	8	9	10	10	11						

LEGEND
W Women's Singles



Match Report

Marina STEFANONI (USA) 2 - 0 Satomi WATANABE (JPN)

Match Summary		Match	Game 1	Game 2	Game 3
Marina STEFANONI	USA	2	14	11	
Satomi WATANABE	JPN	0	12	7	
Duration		27min	11min	10min	

Match Number: W18 Court: Main Glass Court
 Referees: Simon SAUNDERS (FRA) David Edward HOWARD (CAN)

Game Progress

1 Marina STEFANONI			0	1	2	3	3	3	4	4	5	5	5	6	7	7	7	8	8	8	8	9	10	11	11	12	12	13	14	
Satomi WATANABE			1	1	1	1	2	3	3	4	4	5	6	6	6	7	8	8	9	10	10	10	10	10	10	11	11	11	12	12
2 Marina STEFANONI			1	2	2	3	3	3	4	4	4	5	6	6	7	8	9	9	10	11										
Satomi WATANABE			0	0	1	1	2	3	3	4	5	5	5	6	6	6	6	7	7											

LEGEND
 W Women's Singles





Match Report

Coline AUMARD (FRA) 2 - 0 Jessica TURNBULL (AUS)

Match Summary		Match	Game 1	Game 2	Game 3
Jessica TURNBULL	AUS	0	7	10	
Coline AUMARD	FRA	2	11	12	
Duration		25min	9min	11min	

Match Number: W20 Court: Side Glass Court
 Referees: Paul ALEXANDER (USA) Andrew STRASFOGEL (USA)

Game Progress

1 Jessica TURNBULL			0	0	1	3	3	3	3	3	4	5	5	6	6	7	7	7	7
Coline AUMARD			1	2	2	2	3	4	5	6	6	6	7	7	8	8	9	10	11
2 Jessica TURNBULL			1	1	2	3	4	5	5	5	5	5	5	5	6	7	8	8	8
Coline AUMARD			0	1	1	1	1	1	2	3	4	5	6	7	8	8	8	9	9

LEGEND
 W Women's Singles





Match Report

Kaci TYCOVA (GER) 2 - 0 Alex HAYDON (AUS)

Match Summary		Match	Game 1	Game 2	Game 3
Kaci TYCOVA	GER	2	11	11	
Alex HAYDON	AUS	0	6	3	
Duration		15min	9min	6min	

Match Number: W21 Court: Side Glass Court
 Referees: Daniel GRECO (VEN) Nicola Marie MCNAUGHT (NZL)

Game Progress

1 Kaci TYCOVA			0	1	2	3	3	3	4	5	5	6	7	7	8	9	10	10	11
Alex HAYDON			1	1	1	1	2	3	3	3	4	4	4	5	5	5	5	6	6
2 Kaci TYCOVA			1	2	3	4	5	6	7	8	8	9	10	10	10	10	11		
Alex HAYDON			0	0	0	0	0	0	0	0	1	1	1	2	3	3			

LEGEND
 W Women's Singles





Match Report

Haley MENDEZ (USA) 2 - 1 Karina TYMA (POL)

Match Summary		Match	Game 1	Game 2	Game 3
Haley MENDEZ	USA	2	7	11	11
Karina TYMA	POL	1	11	3	7
Duration		22min	7min	5min	9min

Match Number: W23 Court: Main Glass Court
 Referees: Andrew MOSS (BER) Heather FINDLAY (NZL)

Game Progress

1 Haley MENDEZ			1	1	1	2	3	3	4	5	6	7	7	7	7	7	7	7	7	7
Karina TYMA			0	1	2	2	2	3	3	3	3	3	4	5	6	7	8	9	10	11
2 Haley MENDEZ			1	1	2	3	4	5	6	6	7	7	8	9	10	11				
Karina TYMA			0	1	1	1	1	1	1	2	2	3	3	3	3	3				
3 Haley MENDEZ			0	1	2	3	3	4	5	6	6	7	7	8	8	8	8	9	10	11
Karina TYMA			1	1	1	1	2	2	2	2	3	3	4	4	5	6	7	7	7	7

LEGEND
 W Women's Singles





Match Report

Lucy BEECROFT (GBR) 2 - 0 Nga Ching CHENG (HKG)

Match Summary		Match	Game 1	Game 2	Game 3
Nga Ching CHENG	HKG	0	10	7	
Lucy BEECROFT	GBR	2	12	11	
Duration		18min	9min	8min	

Match Number: W22 Court: Side Glass Court
 Referees: Daniel GRECO (VEN) Nicola Marie MCNAUGHT (NZL)

Game Progress

1 Nga Ching CHENG				0	1	2	2	2	3	4	5	5	5	5	5	6	7	7	8	8	8	8	9	10	10	10
Lucy BEECROFT				1	1	1	2	3	3	3	3	4	5	6	7	7	8	8	9	10	10	10	10	10	11	12
2 Nga Ching CHENG				1	1	1	1	1	2	3	4	4	5	6	6	6	6	6	6	6	7	7				
Lucy BEECROFT				0	1	2	3	4	4	4	4	5	5	5	6	7	8	9	10	10	11					

LEGEND
W Women's Singles





Match Report

Melissa ALVES (FRA) 2 - 0 Nadia PFISTER (SUI)

Match Summary		Match	Game 1	Game 2	Game 3
Nadia PFISTER	SUI	0	3	4	
Melissa ALVES	FRA	2	11	11	
Duration		14min	8min	2min	

Match Number: W24 Court: Main Glass Court
 Referees: Andrew MOSS (BER) Heather FINDLAY (NZL)

Game Progress

1 Nadia PFISTER			0	0	0	0	0	1	2	3	3	3	3	3		
Melissa ALVES		1	2	3	4	5	6	6	6	6	7	9	10	11		
2 Nadia PFISTER		1	2	3	3	3	3	3	3	3	3	3	3	4	4	
Melissa ALVES		0	0	0	1	2	3	4	5	6	7	8	9	10	10	11

LEGEND
 W Women's Singles





Match Report

Nikki TODD (CAN) 2 - 1 Maria MOYA (ECU)

Match Summary		Match	Game 1	Game 2	Game 3
Maria MOYA	ECU	1	5	11	1
Nikki TODD	CAN	2	11	5	11
Duration		25min	6min	6min	5min

Match Number: W02 Court: Side Glass Court
 Referees: Andrew STRASFOGEL (USA) Nicola Marie MCNAUGHT (NZL)

Game Progress

1 Maria MOYA			0	1	1	2	3	3	4	4	4	4	4	4	4	5	5	5
Nikki TODD			1	1	2	2	3	3	4	5	6	7	8	9	9	10	10	11
2 Maria MOYA			0	1	2	2	3	4	5	6	7	8	9	9	10	10	10	11
Nikki TODD			1	1	1	2	2	2	2	2	2	2	2	3	3	4	5	5
3 Maria MOYA			0	0	0	0	0	0	0	0	0	0	1	1				
Nikki TODD			1	2	3	4	5	6	7	8	9	10	10	11				

LEGEND
W Women's Singles





Match Report

Marina STEFANONI (USA) 2 - 0 Laura TOVAR (COL)

Match Summary		Match	Game 1	Game 2	Game 3
Marina STEFANONI	USA	2	11	11	
Laura TOVAR	COL	0	9	3	
Duration		17min	9min	5min	

Match Number: W03 **Court:** Main Glass Court
Referees: Daniel GRECO (VEN) Heather FINDLAY (NZL)

Game Progress

1 Marina STEFANONI			1	2	3	3	3	3	4	5	6	7	8	8	8	9	10	10	10	10	11
Laura TOVAR			0	0	0	1	2	4	4	4	4	4	4	5	6	6	6	7	8	9	9
2 Marina STEFANONI			1	1	2	3	3	3	4	5	6	7	8	9	10	11					
Laura TOVAR			0	1	1	1	2	3	3	3	3	3	3	3	3						

LEGEND
W Women's Singles





Match Report

Satomi WATANABE (JPN) 2 - 0 Nadiia USENKO (UKR)

Match Summary		Match	Game 1	Game 2	Game 3
Nadiia USENKO	UKR	0	3	3	
Satomi WATANABE	JPN	2	11	11	
Duration		10min	4min	5min	

Match Number: W04 Court: Main Glass Court
 Referees: Daniel GRECO (VEN) Heather FINDLAY (NZL)

Game Progress

1 Nadiia USENKO			0	1	1	1	1	2	2	2	2	3	3	3	3	3
Satomi WATANABE			1	1	2	3	4	4	5	6	7	7	8	9	10	11
2 Nadiia USENKO			0	0	0	0	0	0	1	1	1	1	2	2	3	3
Satomi WATANABE			1	2	3	4	5	6	6	7	8	9	9	10	10	11

LEGEND
 W Women's Singles





Match Report

Emilia SOINI (FIN) 2 - 0 Ching Hei FUNG (HKG)

Match Summary		Match	Game 1	Game 2	Game 3
Emilia SOINI	FIN	2	11	11	
Ching Hei FUNG	HKG	0	4	5	
Duration		16min	8min	7min	

Match Number: W05 Court: Side Glass Court
 Referees: Andrew STRASFOGEL (USA) Nicola Marie MCNAUGHT (NZL)

Game Progress

1 Emilia SOINI			1	2	3	4	4	5	6	7	7	8	8	8	9	10	11	
Ching Hei FUNG			0	0	0	0	1	1	1	1	2	2	3	4	4	4	4	
2 Emilia SOINI			1	1	2	3	4	5	5	5	6	7	7	8	9	10	10	11
Ching Hei FUNG			0	1	1	1	1	1	2	3	3	3	4	4	4	4	5	5

LEGEND
 W Women's Singles





Match Report

Saskia BEINHARD (GER) 2 - 0 Kincso SZASZ (HUN)

Match Summary		Match	Game 1	Game 2	Game 3
Kincso SZASZ	HUN	0	1	1	
Saskia BEINHARD	GER	2	11	11	
Duration		7min	4min	3min	

Match Number: W06 **Court:** Main Glass Court
Referees: Andrew MOSS (BER) David Edward HOWARD (CAN)

Game Progress

1 Kincso SZASZ				0	0	0	1	1	1	1	1	1	1	1	1	1
Saskia BEINHARD				1	2	3	3	4	5	6	7	8	9	10	11	
2 Kincso SZASZ				0	1	1	1	1	1	1	1	1	1	1	1	1
Saskia BEINHARD				1	1	2	3	4	5	6	7	8	9	10	11	

LEGEND
W Women's Singles





Match Report

Jessica TURNBULL (AUS) 2 - 0 Jia LIU (CHN)

Match Summary		Match	Game 1	Game 2	Game 3
Jessica TURNBULL	AUS	2	11	11	
Jia LIU	CHN	0	1	1	
Duration		9min	3min	3min	

Match Number: W07 Court: Side Glass Court
 Referees: Paul ALEXANDER (USA) Simon SAUNDERS (FRA)

Game Progress

1 Jessica TURNBULL			1	2	3	3	4	5	6	7	8	9	10	11
Jia LIU			0	0	0	1	1	1	1	1	1	1	1	1
2 Jessica TURNBULL			1	2	3	4	5	6	7	8	9	10	10	11
Jia LIU			0	0	0	0	0	0	0	0	0	0	1	1

LEGEND
 W Women's Singles





Match Report

Coline AUMARD (FRA) 2 - 0 Celine WALSER (SUI)

Match Summary		Match	Game 1	Game 2	Game 3
Celine WALSER	SUI	0	4	2	
Coline AUMARD	FRA	2	11	11	
Duration		12min	6min	5min	

Match Number: W08 **Court:** Main Glass Court
Referees: Andrew MOSS (BER) David Edward HOWARD (CAN)

Game Progress

1 Celine WALSER			1	1	2	2	2	2	3	3	3	3	3	3	3	4	4
Coline AUMARD			0	1	1	2	3	4	4	5	6	7	8	9	10	10	11
2 Celine WALSER			1	1	2	2	2	2	2	2	2	2	2	2	2	2	2
Coline AUMARD			0	1	1	2	3	4	5	6	7	8	9	10	10	11	

LEGEND
W Women's Singles





Match Report

Kaci TYCOVA (GER) 2 - 1 Anne SERME (CZE)

Match Summary		Match	Game 1	Game 2	Game 3
Anne SERME	CZE	1	11	12	3
Kaci TYCOVA	GER	2	8	14	11
Duration		34min	9min	13min	5min

Match Number: W09 **Court:** Side Glass Court
Referees: Paul ALEXANDER (USA) Simon SAUNDERS (FRA)

Game Progress

1 Anne SERME			1	1	2	2	3	4	4	5	5	5	6	6	7	8	8	8	8	9	10	11									
Kaci TYCOVA			0	1	1	2	2	2	3	3	4	5	5	6	6	7	8	8	8	8	8	8									
2 Anne SERME			1	1	2	3	4	4	5	5	5	6	7	7	7	8	9	9	9	9	10	10	10	10	10	11	11	12	12	12	
Kaci TYCOVA			0	1	1	1	1	2	2	3	4	4	4	5	6	6	6	7	8	8	8	9	10	10	10	11	11	12	12	13	14
3 Anne SERME			1	2	2	2	2	2	2	2	3	3	3	3	3	3															
Kaci TYCOVA			0	0	1	2	3	4	5	6	7	7	8	9	10	11															

LEGEND
W Women's Singles





Match Report

Alex HAYDON (AUS) 2 - 0 Riina KOSKINEN (FIN)

Match Summary		Match	Game 1	Game 2	Game 3
Riina KOSKINEN	FIN	0	5	5	
Alex HAYDON	AUS	2	11	11	
Duration		11min	5min	6min	

Match Number: W10 Court: Main Glass Court
 Referees: Andrew STRASFOGEL (USA) Nicola Marie MCNAUGHT (NZL)

Game Progress

1 Riina KOSKINEN			1	1	1	1	1	2	3	3	3	4	5	5	5	5	5	5
Alex HAYDON		0	1	2	3	4	4	4	5	6	6	6	6	7	8	9	10	11
2 Riina KOSKINEN		0	0	0	0	0	1	2	2	3	4	4	4	4	5	5	5	5
Alex HAYDON		1	2	3	4	5	5	5	6	6	6	6	7	8	9	9	10	11

LEGEND
 W Women's Singles





Match Report

Lucy BEECROFT (GBR) 2 - 0 Hannah Chinyere CHUKWU (HUN)

Match Summary		Match	Game 1	Game 2	Game 3
Hannah Chinyere CHUKWU	HUN	0	4	5	
Lucy BEECROFT	GBR	2	11	11	
Duration		11min	6min	5min	

Match Number: W12 **Court:** Side Glass Court
Referees: Andrew MOSS (BER) David Edward HOWARD (CAN)

Game Progress

1 Hannah Chinyere CHUKWU			0	1	1	1	2	2	2	2	2	2	2	3	3	4	4	
Lucy BEECROFT			1	1	2	3	3	4	5	6	7	8	9	9	10	10	11	
2 Hannah Chinyere CHUKWU			0	0	1	1	2	2	3	3	3	4	4	4	5	5	5	
Lucy BEECROFT			1	2	2	3	3	4	4	5	6	6	7	8	8	9	10	11

LEGEND
W Women's Singles





Match Report

Haley MENDEZ (USA) 2 - 1 Erisa HERRING (JPN)

Match Summary		Match	Game 1	Game 2	Game 3
Haley MENDEZ	USA	2	11	11	11
Erisa HERRING	JPN	1	2	13	6
Duration		22min	5min	7min	6min

Match Number: W13 **Court:** Main Glass Court
Referees: Paul ALEXANDER (USA) Simon SAUNDERS (FRA)

Game Progress

1 Haley MENDEZ			1	2	2	3	4	5	6	7	7	8	9	10	11												
Erisa HERRING			0	0	1	1	1	1	1	1	2	2	2	2	2												
2 Haley MENDEZ			0	0	1	2	3	3	3	4	5	6	7	7	7	8	8	9	10	10	10	10	10	11	11	11	11
Erisa HERRING			1	2	2	2	2	3	4	4	4	4	4	5	6	6	7	7	7	8	9	10	10	11	11	12	13
3 Haley MENDEZ			0	1	2	2	3	3	4	5	5	6	7	8	9	9	9	10	11								
Erisa HERRING			1	1	1	2	2	3	3	3	4	4	4	4	4	5	6	6	6								

LEGEND
W Women's Singles





Match Report

Karina TYMA (POL) 2 - 0 Lucia BAUTISTA (COL)

Match Summary		Match	Game 1	Game 2	Game 3
Lucia BAUTISTA	COL	0	7	6	
Karina TYMA	POL	2	11	11	
Duration		18min	7min	7min	

Match Number: W14 **Court:** Main Glass Court
Referees: Paul ALEXANDER (USA) Simon SAUNDERS (FRA)

Game Progress

1 Lucia BAUTISTA			1	2	2	2	3	4	4	4	5	5	5	5	6	6	7	7	7	7
Karina TYMA			0	0	1	2	2	2	3	4	4	5	6	7	7	8	8	9	10	11
2 Lucia BAUTISTA			0	0	0	0	0	1	2	3	3	3	4	4	4	4	5	6	6	
Karina TYMA			1	2	3	4	5	5	5	5	6	7	7	8	9	10	10	10	11	

LEGEND
W Women's Singles





Match Report

Nadia PFISTER (SUI) 2 - 1 Hannah BLATT (CAN)

Match Summary		Match	Game 1	Game 2	Game 3
Nadia PFISTER	SUI	2	9	11	12
Hannah BLATT	CAN	1	11	6	10
Duration		27min	9min	6min	11min

Match Number: W15 Court: Side Glass Court
 Referees: Andrew MOSS (BER) David Edward HOWARD (CAN)

Game Progress

1 Nadia PFISTER			0	1	1	1	1	2	3	4	4	5	5	6	7	8	8	8	8	9	9	9		
Hannah BLATT			1	1	2	3	4	4	4	4	5	5	6	6	6	7	8	9	9	10	11			
2 Nadia PFISTER			1	1	2	3	4	4	5	6	7	8	8	8	9	9	9	10	11					
Hannah BLATT			0	1	1	1	1	2	2	2	2	2	3	4	4	5	6	6	6					
3 Nadia PFISTER			1	2	2	2	3	3	4	5	6	6	6	7	7	7	8	8	8	9	10	10	11	12
Hannah BLATT			0	0	1	2	2	3	3	3	3	4	5	5	6	7	7	8	9	9	9	10	10	

LEGEND
W Women's Singles





Sumo





40	Sumo	3658
40.1	Table of Contents	3659
40.2	Competition Schedule	3662
40.3	Number of Entries by Country	3663
40.4	Entry List by Country	3664
40.5	Session Programme - Session	3667
40.5.1	Session Programme - Session SUM01	3667
40.5.2	Session Programme - Session SUM02	3674
40.5.3	Session Programme - Session SUM03	3677
40.5.4	Session Programme - Session SUM04	3685
40.6	Results Summary - Session	3686
40.6.1	Results Summary - Session SUM01	3686
40.6.2	Results Summary - Session SUM02	3693
40.6.3	Results Summary - Session SUM03	3696
40.6.4	Results Summary - Session SUM04	3704
40.7	Medallists by Event	3705
40.8	Medal Standings	3706
40.9	Men's Lightweight	3707
40.9.1	Entry List by Event	3708
40.9.2	Brackets	3709
40.9.3	Medallists	3711
40.10	Men's Middleweight	3712
40.10.1	Entry List by Event	3713
40.10.2	Brackets	3714
40.10.3	Medallists	3716
40.11	Men's Heavyweight	3717
40.11.1	Entry List by Event	3718
40.11.2	Brackets	3719
40.11.3	Medallists	3721
40.12	Men's Open Weight	3722
40.12.1	Entry List by Event	3723
40.12.2	Brackets	3725
40.12.3	Medallists	3728
40.13	Women's Lightweight	3729
40.13.1	Entry List by Event	3730
40.13.2	Brackets	3731
40.13.3	Medallists	3733

40.14	Women's Middleweight	3734
40.14.1	Entry List by Event	3735
40.14.2	Brackets	3736
40.14.3	Medallists	3738
40.15	Women's Heavyweight	3739
40.15.1	Entry List by Event	3740
40.15.2	Brackets	3741
40.15.3	Medallists	3743
40.16	Women's Open Weight	3744
40.16.1	Entry List by Event	3745
40.16.2	Brackets	3747
40.16.3	Medallists	3750



Competition Schedule

Date	Start Time	Weight Category	Competition Level
SAT 9 JUL	12:40	Men's Lightweight	Elimination Rounds and Repechage
		Men's Middleweight	Elimination Rounds and Repechage
		Men's Heavyweight	Elimination Rounds and Repechage
		Women's Lightweight	Elimination Rounds and Repechage
		Women's Middleweight	Elimination Rounds and Repechage
		Women's Heavyweight	Elimination Rounds and Repechage
	19:00	Men's Lightweight	Semifinals and Finals
		Men's Middleweight	Semifinals and Finals
		Men's Heavyweight	Semifinals and Finals
		Women's Lightweight	Semifinals and Finals
		Women's Middleweight	Semifinals and Finals
		Women's Heavyweight	Semifinals and Finals
		SUN 10 JUL	15:30
Women's Open Weight	Elimination Rounds , Repechage and Semifinals		
19:45	Men's Open Weight		Finals
	Women's Open Weight		Finals

Timing and Results provided by  TISSOT





Number of Entries by Country

Country	Men					Women					Athlete Total
	Light weight	Middle weight	Heavy weight	Open weight	Total	Light weight	Middle weight	Heavy weight	Open weight	Total	
ARG - Argentina						1			1	2	1
BRA - Brazil	1		2	3	6	1	1	1	3	6	6
BUL - Bulgaria	1			1	2						1
EGY - Egypt	1		2	5	8						5
EST - Estonia						1			1	2	1
FIN - Finland		1		1	2						1
GER - Germany						1	2	1	4	8	4
HUN - Hungary	1		1	2	4						2
JPN - Japan		2	3	5	10	2	3	2	7	14	12
MGL - Mongolia	1	1		3	5	1		2	3	6	6
NOR - Norway	1			1	2	1	1		2	4	3
POL - Poland	1	2	2	5	10	3	2		5	10	10
THA - Thailand							1	1	2	4	2
TPE - Chinese Taipei	2	1		3	6	1		2	3	6	6
UKR - Ukraine	3	1	1	5	10	1	2	3	6	12	11
USA - United States of America	3	3	4	10	20	3	3	3	9	18	19
VEN - Venezuela	1	2	1	4	8		1	1	2	4	6
Total:	17	16	13	16	48	93	16	16	16	48	96



Greater Birmingham Convention & Visitors Bureau



REGIONS




Protective



BlueCross BlueShield of Alabama





Entry List by Country

Country	Name	Date of Birth
ARG - Argentina	Moira SANTILLAN	7 FEB 1991
BRA - Brazil	Valeria DALL OLIO	29 MAY 1983
	Rui JUNIOR	26 FEB 1994
	Luciana MONTGOMERY WATANABE HIGUCHI	2 APR 1985
	Fernanda PELEGRINI	29 OCT 1978
	Alysson SALLES	28 JUL 1995
	Alex TETSUSHI NAKAYA	1 MAR 1984
BUL - Bulgaria	Pencho DOCHEV	2 JUN 1990
EGY - Egypt	Ibrahim ABDELLATIF	5 MAY 1997
	Mohamed ELMAHDY	9 NOV 2000
	Abdelrahman ELSEFY	12 AUG 1998
	Hossam MISBAH	1 JAN 1990
	Abdelrahman OBAID	21 APR 1997
EST - Estonia	Eva-Maria RAUDSEPP	13 OCT 2004
FIN - Finland	Oskari Matti RIIHIOJA	8 DEC 1986
GER - Germany	Daniela SCHMIDTSDORF	15 OCT 1976
	Kerstin SCHMIDTSDORF	26 OCT 1977
	Anika SCHULZE	7 APR 1984
	Stephanie STEINMETZ	19 OCT 1988
HUN - Hungary	Robert KERSTNER	23 MAY 1993
	Erik SZILAGYI	2 FEB 2001
JPN - Japan	Shion FUJISAWA	31 OCT 2000
	Ryota FUKANO	30 JUL 1997
	Hidetora HANADA	30 OCT 2001
	Airi HISANO	22 FEB 1999
	Atsushi IGARASHI	22 JUL 1988
	Sakura ISHII	13 JAN 2005
	Hiyori KON	21 AUG 1997
	Nagisa MATSUMOTO	20 AUG 1999
	Daiki NAKAMURA	7 JUN 2000
	Yuka OKUTOMI	7 JUL 1998
	Asano OTA	7 APR 1986
	Miku YAMANAKA	5 DEC 1993

 Timing and Results provided by 

BIRMINGHAM

Greater Birmingham Convention & Visitors Bureau


REGIONS

Protective

BlueCross BlueShield of Alabama



Entry List by Country

Country	Name	Date of Birth
MGL - Mongolia	Badral BAASANDORJ	13 APR 1993
	Zanabazar BAYARSAIKHAN	7 FEB 1990
	Tuvshinjargal BUM-ERDENE	26 OCT 1999
	Zoljargal DAGVADORJ	10 MAY 1992
	Otgonchimeg PUREVJARGAL	18 SEP 1994
	Mendsaikhan TSOGT-ERDENE	3 FEB 1998
NOR - Norway	Sofie JORGENSEN	30 JAN 1988
	Pernille Rojahn ODDLIEN	2 FEB 1998
	Kim Erik SVENSSON	21 JUL 1992
POL - Poland	Lena ANDRZEJAK	3 OCT 2003
	Mateusz LINKA	18 APR 1994
	Michal LUTO	18 FEB 1990
	Magdalena MACIOS	28 MAY 1990
	Jacek PIERSIAK	20 JUN 1988
	Aleksandra ROZUM	4 JUL 1998
	Aron ROZUM	17 APR 1990
	Monika SKIBA	8 APR 1988
	Magda SKRAJNOWSKA	29 DEC 1998
Patryk SWORA	24 APR 1993	
THA - Thailand	Kamonchanok AMNUAYPOL	20 APR 1992
	Viparat VITUTEERASAN	17 AUG 1993
TPE - Chinese Taipei	Bo-Chen HUANG	1 FEB 2001
	Wei-Fan HUANG	27 MAR 1998
	Mai-Shang NI-KA-LE	31 OCT 2002
	Pei-Yu SUN	29 APR 1992
	Lai-Hsing YAO	28 DEC 2000
Ting YU	18 SEP 1990	
UKR - Ukraine	Ivanna BEREZOVSKA	19 JAN 1991
	Vazha DAIAURI	23 APR 1999
	Alina DUZHENKO	12 JAN 1985
	Demid KARACHENKO	29 AUG 1999
	Anatolii KHLIUSIN	10 APR 1997
	Karyna KOLESNIK	1 JAN 2000
	Maryna MAKSYMENKO	24 MAR 1988
	Sviatoslav SEMYKRAS	2 JUL 1997
	Viktorii TSARUK	16 NOV 1985
	Oleksandr VERESIUK	11 MAR 1989
Svitlana YAROMKA	9 APR 1989	

Timing and Results provided by  TISSOT



BIRMINGHAM

Greater Birmingham Convention & Visitors Bureau



REGIONS



Protective



BlueCross BlueShield of Alabama



Entry List by Country

Country	Name	Date of Birth
USA - United States of America	Eros ARMSTRONG	28 AUG 1988
	Kellyann Au BALL	17 JUL 1993
	Jenni CROOK	19 APR 1972
	Gilberto de la TORRE	23 SEP 1989
	Angel DELATORRE	5 DEC 1997
	Helen DELPOPOLO	5 DEC 1992
	Robert FUIMAONO	11 FEB 1991
	Yaleidy GALINDO	7 NOV 1983
	Christina GRIFFIN-JONES	14 AUG 1987
	Eric HUYNH	25 APR 1990
	Ketzel JEFFERSON-VANDUSEN	6 DEC 1994
	Justin JONES	3 SEP 1986
	Jordan KARST	16 FEB 1995
	Justin KIZZART	7 SEP 1982
	Liesel RICKHOFF	5 APR 1987
	Andrew RODEN	25 MAY 1988
	Trent SABO	19 SEP 1981
Elizabeth SALAZAR	19 JUN 1989	
Roy SIMS	13 JAN 1982	
VEN - Venezuela	Esmeralda CEDENO	2 MAR 2001
	Yorgen COVA	19 FEB 1988
	Johana GARRIDO	23 DEC 1999
	Moises PEREZ	2 NOV 1994
	Querys PEREZ	13 APR 1993
	Wlater RIVAS	25 DEC 1982




Session Programme

As of SAT 9 JUL 2022

SESSION 1 - DOHYO

Match No	Event	Round	Draw No	Name	Country Code	Winner	Decision	Officials
1	Women's Lightweight	Round of 16	1	Aleksandra ROZUM	POL			R 7
			2	Sofie JORGENSEN	NOR			
2	Women's Lightweight	Round of 16	3	Mai-Shang NI-KA-le	TPE			R 7
			4	Miku YAMANAKA	JPN			
3	Women's Lightweight	Round of 16	5	Alina DUZHENKO	UKR			R 7
			6	Ketzel JEFFERSON-VANDUSEN	USA			
4	Women's Lightweight	Round of 16	7	Eva-Maria RAUDSEPP	EST			R 7
			8	Lena ANDRZEJAK	POL			
5	Women's Lightweight	Round of 16	9	Stephanie STEINMETZ	GER			R 7
			10	Elizabeth SALAZAR	USA			
6	Women's Lightweight	Round of 16	11	Otgonchimeg PUREVJARGAL	MGL			R 7
			12	Magdalena MACIOS	POL			
7	Women's Lightweight	Round of 16	13	Yuka OKUTOMI	JPN			R 7
			14	Luciana MONTGOMERY WATANABE HIGUCHI	BRA			
8	Women's Lightweight	Round of 16	15	Maira SANTILLAN	ARG			R 7
			16	Liesel RICKHOFF	USA			
9	Women's Lightweight	Quarterfinals	1	Aleksandra ROZUM	POL			R 7
			4	Miku YAMANAKA	JPN			
10	Women's Lightweight	Quarterfinals	5	Alina DUZHENKO	UKR			R 7
			8	Lena ANDRZEJAK	POL			
11	Women's Lightweight	Quarterfinals	9	Stephanie STEINMETZ	GER			R 7
			12	Magdalena MACIOS	POL			
12	Women's Lightweight	Quarterfinals	13	Yuka OKUTOMI	JPN			R 7
			15	Maira SANTILLAN	ARG			
13	Women's Lightweight	Round of 16 Repechage	1	Aleksandra ROZUM	POL			R 7
			3	Mai-Shang NI-KA-le	TPE			
14	Women's Lightweight	Round of 16 Repechage	8	Lena ANDRZEJAK	POL			R 7
			6	Ketzel JEFFERSON-VANDUSEN	USA			
15	Women's Lightweight	Round of 16 Repechage	9	Stephanie STEINMETZ	GER			R 7
			11	Otgonchimeg PUREVJARGAL	MGL			

Timing and Results provided by  TISSOT




Session Programme

As of SAT 9 JUL 2022

SESSION 1 - DOHYO

Match No	Event	Round	Draw No	Name	Country Code	Winner	Decision	Officials
16	Women's Lightweight	Round of 16 Repechage	15	Moira SANTILLAN	ARG			R 7
			14	Luciana MONTGOMERY WATANABE HIGUCHI	BRA			
17	Women's Lightweight	Quarterfinals Repechage	1	Aleksandra ROZUM	POL			R 7
			8	Lena ANDRZEJAK	POL			
18	Women's Lightweight	Quarterfinals Repechage	9	Stephanie STEINMETZ	GER			R 7
			14	Luciana MONTGOMERY WATANABE HIGUCHI	BRA			
19	Men's Lightweight	Round of 16	1	Kim Erik SVENSSON	NOR			R 16
			2	Lai-Hsing YAO	TPE			
20	Men's Lightweight	Round of 16	3	Demid KARACHENKO	UKR			R 16
			4	Justin KIZZART	USA			
21	Men's Lightweight	Round of 16	5	Pencho DOCHEV	BUL			R 16
			6	Yorgen COVA	VEN			
22	Men's Lightweight	Round of 16	7	Justin JONES	USA			R 16
			8	Erik SZILAGYI	HUN			
23	Men's Lightweight	Round of 16	9	Patryk SWORA	POL			R 16
			10	Sviatoslav SEMYKRAS	UKR			
24	Men's Lightweight	Round of 16	11	Wei-Fan HUANG	TPE			R 16
			12	Alex TETSUSHI NAKAYA	BRA			
25	Men's Lightweight	Round of 16	13	Abdelrahman ELSEFY	EGY			R 16
			14	Zanabazar BAYARSAIKHAN	MGL			
26	Men's Lightweight	Round of 16	15	Trent SABO	USA			R 16
			16	Anatolii KHLIUSIN	UKR			
27	Men's Lightweight	Quarterfinals	1	Kim Erik SVENSSON	NOR			R 16
			3	Demid KARACHENKO	UKR			
28	Men's Lightweight	Quarterfinals	5	Pencho DOCHEV	BUL			R 16
			8	Erik SZILAGYI	HUN			
29	Men's Lightweight	Quarterfinals	10	Sviatoslav SEMYKRAS	UKR			R 16
			12	Alex TETSUSHI NAKAYA	BRA			
30	Men's Lightweight	Quarterfinals	13	Abdelrahman ELSEFY	EGY			R 16
			16	Anatolii KHLIUSIN	UKR			

Timing and Results provided by  TISSOT




Session Programme

As of SAT 9 JUL 2022

SESSION 1 - DOHYO

Match No	Event	Round	Draw No	Name	Country Code	Winner	Decision	Officials
31	Men's Lightweight	Round of 16 Repechage	1	Kim Erik SVENSSON	NOR			R 16
			4	Justin KIZZART	USA			
32	Men's Lightweight	Round of 16 Repechage	8	Erik SZILAGYI	HUN			R 16
			6	Yorgen COVA	VEN			
33	Men's Lightweight	Round of 16 Repechage	12	Alex TETSUSHI NAKAYA	BRA			R 16
			9	Patryk SWORA	POL			
34	Men's Lightweight	Round of 16 Repechage	16	Anatolii KHLIUSIN	UKR			R 16
			14	Zanabazar BAYARSAIKHAN	MGL			
35	Men's Lightweight	Quarterfinals Repechage	1	Kim Erik SVENSSON	NOR			R 16
			6	Yorgen COVA	VEN			
36	Men's Lightweight	Quarterfinals Repechage	9	Patryk SWORA	POL			R 16
			16	Anatolii KHLIUSIN	UKR			
37	Women's Middleweight	Round of 16	1	Maryna MAKSYMENKO	UKR			R 3
			2	Monika SKIBA	POL			
38	Women's Middleweight	Round of 16	3	Valeria DALL OLIO	BRA			R 3
			4	Pernille Rojahn ODDLIEN	NOR			
39	Women's Middleweight	Round of 16	5	Sakura ISHII	JPN			R 3
			6	Helen DELPOPOLO	USA			
40	Women's Middleweight	Round of 16	7	Daniela SCHMIDTSDORF	GER			R 3
			8	Kamonchanok AMNUAYPOL	THA			
41	Women's Middleweight	Round of 16	9	Karyna KOLESNIK	UKR			R 3
			10	Jenni CROOK	USA			
42	Women's Middleweight	Round of 16	11	Kerstin SCHMIDTSDORF	GER			R 3
			12	Nagisa MATSUMOTO	JPN			
43	Women's Middleweight	Round of 16	13	Magda SKRAJNOWSKA	POL			R 3
			14	Christina GRIFFIN-JONES	USA			
44	Women's Middleweight	Round of 16	15	Johana GARRIDO	VEN			R 3
			16	Asano OTA	JPN			
45	Women's Middleweight	Quarterfinals	1	Maryna MAKSYMENKO	UKR			R 3
			4	Pernille Rojahn ODDLIEN	NOR			

Timing and Results provided by  TISSOT




Session Programme

As of SAT 9 JUL 2022

SESSION 1 - DOHYO

Match No	Event	Round	Draw No	Name	Country Code	Winner	Decision	Officials
46	Women's Middleweight	Quarterfinals	5	Sakura ISHII	JPN			R 3
			8	Kamonchanok AMNUAYPOL	THA			
47	Women's Middleweight	Quarterfinals	9	Karyna KOLESNIK	UKR			R 3
			12	Nagisa MATSUMOTO	JPN			
48	Women's Middleweight	Quarterfinals	13	Magda SKRAJNOWSKA	POL			R 3
			16	Asano OTA	JPN			
49	Women's Middleweight	Round of 16 Repechage	4	Pernille Rojahn ODDLIEN	NOR			R 3
			2	Monika SKIBA	POL			
50	Women's Middleweight	Round of 16 Repechage	8	Kamonchanok AMNUAYPOL	THA			R 3
			6	Helen DELPOPOLO	USA			
51	Women's Middleweight	Round of 16 Repechage	12	Nagisa MATSUMOTO	JPN			R 3
			10	Jenni CROOK	USA			
52	Women's Middleweight	Round of 16 Repechage	13	Magda SKRAJNOWSKA	POL			R 3
			15	Johana GARRIDO	VEN			
53	Women's Middleweight	Quarterfinals Repechage	2	Monika SKIBA	POL			R 3
			8	Kamonchanok AMNUAYPOL	THA			
54	Women's Middleweight	Quarterfinals Repechage	12	Nagisa MATSUMOTO	JPN			R 3
			13	Magda SKRAJNOWSKA	POL			
55	Men's Middleweight	Round of 16	3	Andrew RODEN	USA			R 4
			4	Aron ROZUM	POL			
56	Men's Middleweight	Round of 16	7	Eric HUYNH	USA			R 4
			8	Querys PEREZ	VEN			
57	Men's Middleweight	Round of 16	11	Jordan KARST	USA			R 4
			12	Wlater RIVAS	VEN			
58	Men's Middleweight	Round of 16	13	Michal LUTO	POL			R 4
			14	Bo-Chen HUANG	TPE			
59	Men's Middleweight	Round of 16	15	Shion FUJISAWA	JPN			R 4
			16	Oskari Matti RIHIOJA	FIN			
60	Men's Middleweight	Quarterfinals	1	Vazha DAIAURI	UKR			R 4
			4	Aron ROZUM	POL			

Timing and Results provided by  TISSOT




Session Programme

As of SAT 9 JUL 2022

SESSION 1 - DOHYO

Match No	Event	Round	Draw No	Name	Country Code	Winner	Decision	Officials
61	Men's Middleweight	Quarterfinals	5	Ryota FUKANO	JPN			R 4
			8	Querys PEREZ	VEN			
62	Men's Middleweight	Quarterfinals	9	Badral BAASANDORJ	MGL			R 4
			12	Wlater RIVAS	VEN			
63	Men's Middleweight	Quarterfinals	13	Michal LUTO	POL			R 4
			15	Shion FUJISAWA	JPN			
66	Men's Middleweight	Round of 16 Repechage	9	Badral BAASANDORJ	MGL			R 4
			11	Jordan KARST	USA			
67	Men's Middleweight	Round of 16 Repechage	13	Michal LUTO	POL			R 4
			16	Oskari Matti RIIHIOJA	FIN			
68	Men's Middleweight	Quarterfinals Repechage	4	Aron ROZUM	POL			R 4
			8	Querys PEREZ	VEN			
69	Men's Middleweight	Quarterfinals Repechage	11	Jordan KARST	USA			R 4
			13	Michal LUTO	POL			
70	Women's Heavyweight	Round of 16	1	Svitlana YAROMKA	UKR			R 7
			2	Airi HISANO	JPN			
71	Women's Heavyweight	Round of 16	3	Ting YU	TPE			R 7
			4	Kellyann Au BALL	USA			
72	Women's Heavyweight	Round of 16	5	Tuvshinjargal BUM-ERDENE	MGL			R 7
			6	Viktoriiia TSARUK	UKR			
73	Women's Heavyweight	Round of 16	7	Yaleidy GALINDO	USA			R 7
			8	Anika SCHULZE	GER			
74	Women's Heavyweight	Round of 16	9	Ivanna BEREZOVSKA	UKR			R 7
			10	Fernanda PELEGRINI	BRA			
75	Women's Heavyweight	Round of 16	11	Pei-Yu SUN	TPE			R 7
			12	Esmeralda CEDENO	VEN			
76	Women's Heavyweight	Round of 16	13	Hiyori KON	JPN			R 7
			14	Zoljargal DAGVADORJ	MGL			
77	Women's Heavyweight	Round of 16	15	Viparat VITUTEERASAN	THA			R 7
			16	Eros ARMSTRONG	USA			

Timing and Results provided by  TISSOT




Session Programme

As of SAT 9 JUL 2022

SESSION 1 - DOHYO

Match No	Event	Round	Draw No	Name	Country Code	Winner	Decision	Officials
78	Women's Heavyweight	Quarterfinals	1	Svitlana YAROMKA	UKR			R 7
			3	Ting YU	TPE			
79	Women's Heavyweight	Quarterfinals	6	Viktoriia TSARUK	UKR			R 7
			7	Yaleidy GALINDO	USA			
80	Women's Heavyweight	Quarterfinals	9	Ivanna BEREZOVSKA	UKR			R 7
			12	Esmeralda CEDENO	VEN			
81	Women's Heavyweight	Quarterfinals	13	Hiyori KON	JPN			R 7
			16	Eros ARMSTRONG	USA			
82	Women's Heavyweight	Round of 16 Repechage	3	Ting YU	TPE			R 7
			2	Airi HISANO	JPN			
83	Women's Heavyweight	Round of 16 Repechage	7	Yaleidy GALINDO	USA			R 7
			5	Tuvshinjargal BUM-ERDENE	MGL			
84	Women's Heavyweight	Round of 16 Repechage	12	Esmeralda CEDENO	VEN			R 7
			10	Fernanda PELEGRINI	BRA			
85	Women's Heavyweight	Round of 16 Repechage	13	Hiyori KON	JPN			R 7
			15	Viparat VITUTEERASAN	THA			
86	Women's Heavyweight	Quarterfinals Repechage	2	Airi HISANO	JPN			R 7
			5	Tuvshinjargal BUM-ERDENE	MGL			
87	Women's Heavyweight	Quarterfinals Repechage	12	Esmeralda CEDENO	VEN			R 7
			15	Viparat VITUTEERASAN	THA			
88	Men's Heavyweight	Round of 16	1	Rui JUNIOR	BRA			R 8
			2	Angel DELATORRE	USA			
89	Men's Heavyweight	Round of 16	3	Daiki NAKAMURA	JPN			R 8
			4	Ibrahim ABDELLATIF	EGY			
90	Men's Heavyweight	Round of 16	5	Atsushi IGARASHI	JPN			R 8
			6	Mateusz LINKA	POL			
91	Men's Heavyweight	Round of 16	7	Moises PEREZ	VEN			R 8
			8	Roy SIMS	USA			
92	Men's Heavyweight	Round of 16	9	Oleksandr VERESIUK	UKR			R 8
			10	Jacek PIERSIAK	POL			

Timing and Results provided by  TISSOT




Session Programme

As of SAT 9 JUL 2022

SESSION 1 - DOHYO

Match No	Event	Round	Draw No	Name	Country Code	Winner	Decision	Officials
93	Men's Heavyweight	Round of 16	11	Hidetora HANADA	JPN			R 8
			12	Robert FUIMAONO	USA			
94	Men's Heavyweight	Round of 16	13	Robert KERSTNER	HUN			R 8
			14	Alysson SALLES	BRA			
95	Men's Heavyweight	Round of 16	15	Abdelrahman OBAID	EGY			R 8
			16	Gilberto DELATORRE	USA			
96	Men's Heavyweight	Quarterfinals	1	Rui JUNIOR	BRA			R 8
			3	Daiki NAKAMURA	JPN			
97	Men's Heavyweight	Quarterfinals	5	Atsushi IGARASHI	JPN			R 8
			7	Moises PEREZ	VEN			
98	Men's Heavyweight	Quarterfinals	10	Jacek PIERSIAK	POL			R 8
			11	Hidetora HANADA	JPN			
99	Men's Heavyweight	Quarterfinals	13	Robert KERSTNER	HUN			R 8
			15	Abdelrahman OBAID	EGY			
100	Men's Heavyweight	Round of 16 Repechage	1	Rui JUNIOR	BRA			R 8
			4	Ibrahim ABDELLATIF	EGY			
101	Men's Heavyweight	Round of 16 Repechage	7	Moises PEREZ	VEN			R 8
			6	Mateusz LINKA	POL			
102	Men's Heavyweight	Round of 16 Repechage	10	Jacek PIERSIAK	POL			R 8
			12	Robert FUIMAONO	USA			
103	Men's Heavyweight	Round of 16 Repechage	13	Robert KERSTNER	HUN			R 8
			16	Gilberto DELATORRE	USA			
104	Men's Heavyweight	Quarterfinals Repechage	1	Rui JUNIOR	BRA			R 8
			7	Moises PEREZ	VEN			
105	Men's Heavyweight	Quarterfinals Repechage	10	Jacek PIERSIAK	POL			R 8
			13	Robert KERSTNER	HUN			

Legend:
H Head Judge **J** Judge **No** Number **R** Referee

Timing and Results provided by  **TISSOT**




Session Programme

As of SAT 9 JUL 2022

SESSION 2 - DOHYO

Match No	Event	Round	Draw No	Name	Country Code	Winner	Decision	Officials
106	Women's Lightweight	Semifinals	4	Miku YAMANAKA	JPN			R 16
			5	Alina DUZHENKO	UKR			
107	Women's Lightweight	Semifinals	12	Magdalena MACIOS	POL			R 16
			13	Yuka OKUTOMI	JPN			
108	Women's Lightweight	Semifinals Repechage	12	Magdalena MACIOS	POL			R 16
			1	Aleksandra ROZUM	POL			
109	Women's Lightweight	Semifinals Repechage	5	Alina DUZHENKO	UKR			R 16
			14	Luciana MONTGOMERY WATANABE HIGUCHI	BRA			
110	Women's Lightweight	Bronze Medal Match	12	Magdalena MACIOS	POL			R 16
			5	Alina DUZHENKO	UKR			
111	Women's Lightweight	Gold Medal Match	4	Miku YAMANAKA	JPN			R 16
			13	Yuka OKUTOMI	JPN			
112	Men's Lightweight	Semifinals	3	Demid KARACHENKO	UKR			R 8
			5	Pencho DOCHEV	BUL			
113	Men's Lightweight	Semifinals	10	Sviatoslav SEMYKRAS	UKR			R 8
			13	Abdelrahman ELSEFY	EGY			
114	Men's Lightweight	Semifinals Repechage	10	Sviatoslav SEMYKRAS	UKR			R 8
			6	Yorgen COVA	VEN			
115	Men's Lightweight	Semifinals Repechage	5	Pencho DOCHEV	BUL			R 8
			16	Anatolii KHLIUSIN	UKR			
116	Men's Lightweight	Bronze Medal Match	10	Sviatoslav SEMYKRAS	UKR			R 8
			5	Pencho DOCHEV	BUL			
117	Men's Lightweight	Gold Medal Match	3	Demid KARACHENKO	UKR			R 8
			13	Abdelrahman ELSEFY	EGY			
118	Women's Middleweight	Semifinals	1	Maryna MAKSYMENKO	UKR			R 7
			5	Sakura ISHII	JPN			
119	Women's Middleweight	Semifinals	9	Karyna KOLESNIK	UKR			R 7
			16	Asano OTA	JPN			
120	Women's Middleweight	Semifinals Repechage	16	Asano OTA	JPN			R 7
			2	Monika SKIBA	POL			

Timing and Results provided by  TISSOT

SUM-----_C58C 2.0

Report Created SAT 9 JUL 2022 21:53

Page 1 / 3






Session Programme

As of SAT 9 JUL 2022

SESSION 2 - DOHYO

Match No	Event	Round	Draw No	Name	Country Code	Winner	Decision	Officials
121	Women's Middleweight	Semifinals Repechage	1	Maryna MAKSYMENKO	UKR			R 7
			12	Nagisa MATSUMOTO	JPN			
122	Women's Middleweight	Bronze Medal Match	2	Monika SKIBA	POL			R 7
			12	Nagisa MATSUMOTO	JPN			
123	Women's Middleweight	Gold Medal Match	5	Sakura ISHII	JPN			R 7
			9	Karyna KOLESNIK	UKR			
124	Men's Middleweight	Semifinals	1	Vazha DAIAURI	UKR			R 8
			5	Ryota FUKANO	JPN			
125	Men's Middleweight	Semifinals	12	Wlater RIVAS	VEN			R 8
			15	Shion FUJISAWA	JPN			
126	Men's Middleweight	Semifinals Repechage	12	Wlater RIVAS	VEN			R 8
			4	Aron ROZUM	POL			
127	Men's Middleweight	Semifinals Repechage	5	Ryota FUKANO	JPN			R 8
			13	Michal LUTO	POL			
128	Men's Middleweight	Bronze Medal Match	4	Aron ROZUM	POL			R 8
			5	Ryota FUKANO	JPN			
129	Men's Middleweight	Gold Medal Match	1	Vazha DAIAURI	UKR			R 8
			15	Shion FUJISAWA	JPN			
130	Women's Heavyweight	Semifinals	1	Svitlana YAROMKA	UKR			R 5
			6	Viktoriiia TSARUK	UKR			
131	Women's Heavyweight	Semifinals	9	Ivanna BEREZOVSKA	UKR			R 5
			16	Eros ARMSTRONG	USA			
132	Women's Heavyweight	Semifinals Repechage	16	Eros ARMSTRONG	USA			R 5
			2	Airi HISANO	JPN			
133	Women's Heavyweight	Semifinals Repechage	6	Viktoriiia TSARUK	UKR			R 5
			12	Esmeralda CEDENO	VEN			
134	Women's Heavyweight	Bronze Medal Match	2	Airi HISANO	JPN			R 5
			12	Esmeralda CEDENO	VEN			
135	Women's Heavyweight	Gold Medal Match	1	Svitlana YAROMKA	UKR			R 5
			9	Ivanna BEREZOVSKA	UKR			

Timing and Results provided by  TISSOT




Session Programme

As of SAT 9 JUL 2022

SESSION 2 - DOHYO

Match No	Event	Round	Draw No	Name	Country Code	Winner	Decision	Officials
136	Men's Heavyweight	Semifinals	3	Daiki NAKAMURA	JPN			R 4
			5	Atsushi IGARASHI	JPN			
137	Men's Heavyweight	Semifinals	11	Hidetora HANADA	JPN			R 4
			15	Abdelrahman OBAID	EGY			
138	Men's Heavyweight	Semifinals Repechage	15	Abdelrahman OBAID	EGY			R 4
			1	Rui JUNIOR	BRA			
139	Men's Heavyweight	Semifinals Repechage	5	Atsushi IGARASHI	JPN			R 4
			10	Jacek PIERSIAK	POL			
140	Men's Heavyweight	Bronze Medal Match	1	Rui JUNIOR	BRA			R 4
			10	Jacek PIERSIAK	POL			
141	Men's Heavyweight	Gold Medal Match	3	Daiki NAKAMURA	JPN			R 4
			11	Hidetora HANADA	JPN			

Legend:			
H	Head Judge	J	Judge
No	Number	R	Referee

Timing and Results provided by  TISSOT






Session Programme

As of SUN 10 JUL 2022

SESSION 3 - DOHYO

Match No	Event	Round	Draw No	Name	Country Code	Winner	Decision	Officials
1	Women's Open Weight	Round of 64	3	Asano OTA	JPN			
			4	Fernanda PELEGRINI	BRA			
2	Women's Open Weight	Round of 64	7	Otgonchimeg PUREVJARGAL	MGL			
			8	Ivanna BEREZOVSKA	UKR			
3	Women's Open Weight	Round of 64	11	Liesel RICKHOFF	USA			
			12	Sofie JORGENSEN	NOR			
4	Women's Open Weight	Round of 64	15	Monika SKIBA	POL			
			16	Christina GRIFFIN-JONES	USA			
5	Women's Open Weight	Round of 64	19	Jenni CROOK	USA			
			20	Karyna KOLESNIK	UKR			
6	Women's Open Weight	Round of 64	23	Tuvshinjargal BUM-ERDENE	MGL			
			24	Lena ANDRZEJAK	POL			
7	Women's Open Weight	Round of 64	27	Nagisa MATSUMOTO	JPN			
			28	Magdalena MACIOS	POL			
8	Women's Open Weight	Round of 64	31	Viktoriiia TSARUK	UKR			
			32	Pei-Yu SUN	TPE			
9	Women's Open Weight	Round of 64	35	Ketzel JEFFERSON-VANDUSEN	USA			
			36	Alina DUZHENKO	UKR			
10	Women's Open Weight	Round of 64	39	Miku YAMANAKA	JPN			
			40	Moira SANTILLAN	ARG			
11	Women's Open Weight	Round of 64	43	Eva-Maria RAUDSEPP	EST			
			44	Esmeralda CEDENO	VEN			
12	Women's Open Weight	Round of 64	47	Hiyori KON	JPN			
			48	Eros ARMSTRONG	USA			
13	Women's Open Weight	Round of 64	51	Elizabeth SALAZAR	USA			
			52	Magda SKRAJNOWSKA	POL			
14	Women's Open Weight	Round of 64	55	Viparat VITUTEERASAN	THA			
			56	Zoljargal DAGVADORJ	MGL			
15	Women's Open Weight	Round of 64	59	Daniela SCHMIDTSDORF	GER			
			60	Maryna MAKSYMENKO	UKR			

Timing and Results provided by  TISSOT




Session Programme

As of SUN 10 JUL 2022

SESSION 3 - DOHYO

Match No	Event	Round	Draw No	Name	Country Code	Winner	Decision	Officials
16	Women's Open Weight	Round of 64	63	Yuka OKUTOMI	JPN			
			64	Mai-Shang NI-KA-LE	TPE			
17	Women's Open Weight	Round of 32	1	Yaleidy GALINDO	USA			
			4	Fernanda PELEGRINI	BRA			
18	Women's Open Weight	Round of 32	5	Kamonchanok AMNUAYPOL	THA			
			8	Ivanna BEREZOVSKA	UKR			
19	Women's Open Weight	Round of 32	9	Kerstin SCHMIDTSDORF	GER			
			12	Sofie JORGENSEN	NOR			
20	Women's Open Weight	Round of 32	13	Airi HISANO	JPN			
			15	Monika SKIBA	POL			
21	Women's Open Weight	Round of 32	17	Luciana MONTGOMERY WATANABE HIGUCHI	BRA			
			20	Karyna KOLESNIK	UKR			
22	Women's Open Weight	Round of 32	21	Stephanie STEINMETZ	GER			
			23	Tuvshinjargal BUM-ERDENE	MGL			
23	Women's Open Weight	Round of 32	25	Johana GARRIDO	VEN			
			27	Nagisa MATSUMOTO	JPN			
24	Women's Open Weight	Round of 32	29	Kellyann Au BALL	USA			
			31	Viktoriiia TSARUK	UKR			
25	Women's Open Weight	Round of 32	33	Ting YU	TPE			
			35	Ketzel JEFFERSON-VANDUSEN	USA			
26	Women's Open Weight	Round of 32	37	Aleksandra ROZUM	POL			
			39	Miku YAMANAKA	JPN			
27	Women's Open Weight	Round of 32	41	Anika SCHULZE	GER			
			43	Eva-Maria RAUDSEPP	EST			
28	Women's Open Weight	Round of 32	45	Pernille Rojahn ODDLIEN	NOR			
			47	Hiyori KON	JPN			
29	Women's Open Weight	Round of 32	49	Svitlana YAROMKA	UKR			
			52	Magda SKRAJNOWSKA	POL			
30	Women's Open Weight	Round of 32	53	Sakura ISHII	JPN			
			56	Zoljargal DAGVADORJ	MGL			

Timing and Results provided by  TISSOT






Session Programme

As of SUN 10 JUL 2022

SESSION 3 - DOHYO

Match No	Event	Round	Draw No	Name	Country Code	Winner	Decision	Officials
31	Women's Open Weight	Round of 32	57	Valeria DALL OLIO	BRA			
			59	Daniela SCHMIDTSDORF	GER			
32	Women's Open Weight	Round of 32	61	Helen DELPOPOLO	USA			
			63	Yuka OKUTOMI	JPN			
33	Women's Open Weight	Round of 16	4	Fernanda PELEGRINI	BRA			
			8	Ivanna BEREZOVSKA	UKR			
34	Women's Open Weight	Round of 16	9	Kerstin SCHMIDTSDORF	GER			
			13	Airi HISANO	JPN			
35	Women's Open Weight	Round of 16	20	Karyna KOLESNIK	UKR			
			23	Tuvshinjargal BUM-ERDENE	MGL			
36	Women's Open Weight	Round of 16	27	Nagisa MATSUMOTO	JPN			
			29	Kellyann Au BALL	USA			
37	Women's Open Weight	Round of 16	33	Ting YU	TPE			
			39	Miku YAMANAKA	JPN			
38	Women's Open Weight	Round of 16	43	Eva-Maria RAUDSEPP	EST			
			47	Hiyori KON	JPN			
39	Women's Open Weight	Round of 16	49	Svitlana YAROMKA	UKR			
			56	Zoljargal DAGVADORJ	MGL			
40	Women's Open Weight	Round of 16	57	Valeria DALL OLIO	BRA			
			63	Yuka OKUTOMI	JPN			
41	Women's Open Weight	Quarterfinals	8	Ivanna BEREZOVSKA	UKR			
			13	Airi HISANO	JPN			
42	Women's Open Weight	Quarterfinals	20	Karyna KOLESNIK	UKR			
			27	Nagisa MATSUMOTO	JPN			
43	Women's Open Weight	Quarterfinals	39	Miku YAMANAKA	JPN			
			47	Hiyori KON	JPN			
44	Women's Open Weight	Quarterfinals	49	Svitlana YAROMKA	UKR			
			63	Yuka OKUTOMI	JPN			
45	Men's Open Weight	Round of 64	3	Yorgen COVA	VEN			
			4	Zanabazar BAYARSAIKHAN	MGL			

Timing and Results provided by  TISSOT




Session Programme

As of SUN 10 JUL 2022

SESSION 3 - DOHYO

Match No	Event	Round	Draw No	Name	Country Code	Winner	Decision	Officials
46	Men's Open Weight	Round of 64	7	Angel DELATORRE	USA			
			8	Kim Erik SVENSSON	NOR			
47	Men's Open Weight	Round of 64	11	Oleksandr VERESIUK	UKR			
			12	Andrew RODEN	USA			
48	Men's Open Weight	Round of 64	15	Wei-Fan HUANG	TPE			
			16	Aron ROZUM	POL			
49	Men's Open Weight	Round of 64	19	Sviatoslav SEMYKRAS	UKR			
			20	Moises PEREZ	VEN			
50	Men's Open Weight	Round of 64	23	Gilberto DELATORRE	USA			
			24	Daiki NAKAMURA	JPN			
51	Men's Open Weight	Round of 64	27	Abdelrahman ELSEFY	EGY			
			28	Pencho DOCHEV	BUL			
52	Men's Open Weight	Round of 64	31	Bo-Chen HUANG	TPE			
			32	Trent SABO	USA			
53	Men's Open Weight	Round of 64	35	Ryota FUKANO	JPN			
			36	Justin JONES	USA			
54	Men's Open Weight	Round of 64	39	Mateusz LINKA	POL			
			40	Ibrahim ABDELLATIF	EGY			
55	Men's Open Weight	Round of 64	43	Jordan KARST	USA			
			44	Hidetora HANADA	JPN			
56	Men's Open Weight	Round of 64	47	Rui JUNIOR	BRA			
			48	Demid KARACHENKO	UKR			
57	Men's Open Weight	Round of 64	51	Robert KERSTNER	HUN			
			52	Robert FUIMAONO	USA			
58	Men's Open Weight	Round of 64	55	Anatolii KHLIUSIN	UKR			
			56	Hossam MISBAH	EGY			
59	Men's Open Weight	Round of 64	59	Vazha DAIAURI	UKR			
			60	Justin KIZZART	USA			
60	Men's Open Weight	Round of 64	63	Eric HUYNH	USA			
			64	Atsushi IGARASHI	JPN			

Timing and Results provided by  TISSOT




Session Programme

As of SUN 10 JUL 2022

SESSION 3 - DOHYO

Match No	Event	Round	Draw No	Name	Country Code	Winner	Decision	Officials
61	Men's Open Weight	Round of 32	1	Shion FUJISAWA	JPN			
			4	Zanabazar BAYARSAIKHAN	MGL			
62	Men's Open Weight	Round of 32	5	Jacek PIERSIAK	POL			
			7	Angel DELATORRE	USA			
63	Men's Open Weight	Round of 32	9	Oskari Matti RIIHIOJA	FIN			
			11	Oleksandr VERESIUK	UKR			
64	Men's Open Weight	Round of 32	13	Mohamed ELMAHDY	EGY			
			16	Aron ROZUM	POL			
65	Men's Open Weight	Round of 32	17	Roy SIMS	USA			
			19	Sviatoslav SEMYKRAS	UKR			
66	Men's Open Weight	Round of 32	21	Alysson SALLES	BRA			
			24	Daiki NAKAMURA	JPN			
67	Men's Open Weight	Round of 32	25	Erik SZILAGYI	HUN			
			28	Pencho DOCHEV	BUL			
68	Men's Open Weight	Round of 32	29	Patryk SWORA	POL			
			31	Bo-Chen HUANG	TPE			
69	Men's Open Weight	Round of 32	33	Badral BAASANDORJ	MGL			
			35	Ryota FUKANO	JPN			
70	Men's Open Weight	Round of 32	37	Lai-Hsing YAO	TPE			
			39	Mateusz LINKA	POL			
71	Men's Open Weight	Round of 32	41	Abdelrahman OBAID	EGY			
			43	Jordan KARST	USA			
72	Men's Open Weight	Round of 32	45	Querys PEREZ	VEN			
			47	Rui JUNIOR	BRA			
73	Men's Open Weight	Round of 32	49	Wlater RIVAS	VEN			
			51	Robert KERSTNER	HUN			
74	Men's Open Weight	Round of 32	53	Alex TETSUSHI NAKAYA	BRA			
			55	Anatolii KHLIUSIN	UKR			
75	Men's Open Weight	Round of 32	57	Mensaikhan TSOGT-ERDENE	MGL			
			59	Vazha DAI AURI	UKR			

Timing and Results provided by  TISSOT






Session Programme

As of SUN 10 JUL 2022

SESSION 3 - DOHYO

Match No	Event	Round	Draw No	Name	Country Code	Winner	Decision	Officials
76	Men's Open Weight	Round of 32	61	Michal LUTO	POL			
			63	Eric HUYNH	USA			
77	Men's Open Weight	Round of 16	1	Shion FUJISAWA	JPN			
			5	Jacek PIERSIAK	POL			
78	Men's Open Weight	Round of 16	11	Oleksandr VERESIUK	UKR			
			16	Aron ROZUM	POL			
79	Men's Open Weight	Round of 16	19	Sviatoslav SEMYKRAS	UKR			
			24	Daiki NAKAMURA	JPN			
80	Men's Open Weight	Round of 16	28	Pencho DOCHEV	BUL			
			29	Patryk SWORA	POL			
81	Men's Open Weight	Round of 16	33	Badral BAASANDORJ	MGL			
			39	Mateusz LINKA	POL			
82	Men's Open Weight	Round of 16	43	Jordan KARST	USA			
			47	Rui JUNIOR	BRA			
83	Men's Open Weight	Round of 16	51	Robert KERSTNER	HUN			
			55	Anatolii KHLIUSIN	UKR			
84	Men's Open Weight	Round of 16	57	Mendsaikhan TSOGT-ERDENE	MGL			
			61	Michal LUTO	POL			
85	Men's Open Weight	Quarterfinals	1	Shion FUJISAWA	JPN			
			11	Oleksandr VERESIUK	UKR			
86	Men's Open Weight	Quarterfinals	24	Daiki NAKAMURA	JPN			
			29	Patryk SWORA	POL			
87	Men's Open Weight	Quarterfinals	33	Badral BAASANDORJ	MGL			
			47	Rui JUNIOR	BRA			
88	Men's Open Weight	Quarterfinals	55	Anatolii KHLIUSIN	UKR			
			57	Mendsaikhan TSOGT-ERDENE	MGL			
89	Women's Open Weight	Round of 64 Repechage	5	Kamonchanok AMNUAYPOL	THA			
			7	Otgonchimeg PUREVJARGAL	MGL			
90	Women's Open Weight	Round of 64 Repechage	17	Luciana MONTGOMERY WATANABE HIGUCHI	BRA			
			19	Jenni CROOK	USA			

Timing and Results provided by  TISSOT




Session Programme

As of SUN 10 JUL 2022

SESSION 3 - DOHYO

Match No	Event	Round	Draw No	Name	Country Code	Winner	Decision	Officials
93	Women's Open Weight	Round of 32 Repechage	4	Fernanda PELEGRINI	BRA			
			5	Kamonchanok AMNUAYPOL	THA			
94	Women's Open Weight	Round of 32 Repechage	23	Tuvshinjargal BUM-ERDENE	MGL			
			17	Luciana MONTGOMERY WATANABE HIGUCHI	BRA			
95	Women's Open Weight	Round of 32 Repechage	43	Eva-Maria RAUDSEPP	EST			
			45	Pernille Rojahn ODDLIEN	NOR			
96	Women's Open Weight	Round of 32 Repechage	56	Zoljargal DAGVADORJ	MGL			
			52	Magda SKRAJNOWSKA	POL			
97	Women's Open Weight	Round of 16 Repechage	13	Airi HISANO	JPN			
			4	Fernanda PELEGRINI	BRA			
98	Women's Open Weight	Round of 16 Repechage	27	Nagisa MATSUMOTO	JPN			
			17	Luciana MONTGOMERY WATANABE HIGUCHI	BRA			
99	Women's Open Weight	Round of 16 Repechage	39	Miku YAMANAKA	JPN			
			45	Pernille Rojahn ODDLIEN	NOR			
100	Women's Open Weight	Round of 16 Repechage	63	Yuka OKUTOMI	JPN			
			52	Magda SKRAJNOWSKA	POL			
101	Women's Open Weight	Quarterfinals Repechage	4	Fernanda PELEGRINI	BRA			
			17	Luciana MONTGOMERY WATANABE HIGUCHI	BRA			
102	Women's Open Weight	Quarterfinals Repechage	39	Miku YAMANAKA	JPN			
			52	Magda SKRAJNOWSKA	POL			
103	Men's Open Weight	Round of 64 Repechage	9	Oskari Matti RIIHIOJA	FIN			
			12	Andrew RODEN	USA			
104	Men's Open Weight	Round of 64 Repechage	21	Alysson SALLES	BRA			
			23	Gilberto DELATORRE	USA			
107	Men's Open Weight	Round of 32 Repechage	16	Aron ROZUM	POL			
			12	Andrew RODEN	USA			
108	Men's Open Weight	Round of 32 Repechage	19	Sviatoslav SEMYKRAS	UKR			
			23	Gilberto DELATORRE	USA			
109	Men's Open Weight	Round of 32 Repechage	39	Mateusz LINKA	POL			
			35	Ryota FUKANO	JPN			

Timing and Results provided by  TISSOT




Session Programme

As of SUN 10 JUL 2022

SESSION 3 - DOHYO

Match No	Event	Round	Draw No	Name	Country Code	Winner	Decision	Officials
110	Men's Open Weight	Round of 32 Repechage	61	Michal LUTO	POL			
			59	Vazha DAIAURI	UKR			
111	Men's Open Weight	Round of 16 Repechage	1	Shion FUJISAWA	JPN			
			12	Andrew RODEN	USA			
112	Men's Open Weight	Round of 16 Repechage	29	Patryk SWORA	POL			
			19	Sviatoslav SEMYKRAS	UKR			
113	Men's Open Weight	Round of 16 Repechage	47	Rui JUNIOR	BRA			
			35	Ryota FUKANO	JPN			
114	Men's Open Weight	Round of 16 Repechage	55	Anatolii KHLIUSIN	UKR			
			59	Vazha DAIAURI	UKR			
115	Men's Open Weight	Quarterfinals Repechage	12	Andrew RODEN	USA			
			19	Sviatoslav SEMYKRAS	UKR			
116	Men's Open Weight	Quarterfinals Repechage	47	Rui JUNIOR	BRA			
			59	Vazha DAIAURI	UKR			

Legend:	H Head Judge	J Judge	No Number	R Referee
----------------	---------------------	----------------	------------------	------------------

Timing and Results provided by  **TISSOT**






Session Programme

As of SUN 10 JUL 2022

SESSION 4 - DOHYO

Match No	Event	Round	Draw No	Name	Country Code	Winner	Decision	Officials
117	Women's Open Weight	Semifinals	8	Ivanna BEREZOVSKA	UKR			
			20	Karyna KOLESNIK	UKR			
118	Women's Open Weight	Semifinals	47	Hiyori KON	JPN			
			49	Svitlana YAROMKA	UKR			
119	Women's Open Weight	Semifinals Repechage	49	Svitlana YAROMKA	UKR			
			4	Fernanda PELEGRINI	BRA			
120	Women's Open Weight	Semifinals Repechage	20	Karyna KOLESNIK	UKR			
			39	Miku YAMANAKA	JPN			
121	Women's Open Weight	Bronze Medal Match	49	Svitlana YAROMKA	UKR			
			20	Karyna KOLESNIK	UKR			
122	Women's Open Weight	Gold Medal Match	8	Ivanna BEREZOVSKA	UKR			
			47	Hiyori KON	JPN			
123	Men's Open Weight	Semifinals	11	Oleksandr VERESIUK	UKR			
			24	Daiki NAKAMURA	JPN			
124	Men's Open Weight	Semifinals	33	Badral BAASANDORJ	MGL			
			57	Mendsaikhan TSOGT-ERDENE	MGL			
125	Men's Open Weight	Semifinals Repechage	57	Mendsaikhan TSOGT-ERDENE	MGL			
			19	Sviatoslav SEMYKRAS	UKR			
126	Men's Open Weight	Semifinals Repechage	11	Oleksandr VERESIUK	UKR			
			59	Vazha DAI AURI	UKR			
127	Men's Open Weight	Bronze Medal Match	57	Mendsaikhan TSOGT-ERDENE	MGL			
			11	Oleksandr VERESIUK	UKR			
128	Men's Open Weight	Gold Medal Match	24	Daiki NAKAMURA	JPN			
			33	Badral BAASANDORJ	MGL			

Legend:
H Head Judge **J** Judge **No** Number **R** Referee

Timing and Results provided by  **TISSOT**






Session Results

As of SAT 9 JUL 2022

SESSION 1 - DOHYO

Match No	Event	Round	Draw No	Name	Country Code	Winner	Decision	Officials
1	Women's Lightweight	Round of 16	1	Aleksandra ROZUM	POL	X	Yorikiri 寄り切り	R 7
			2	Sofie JORGENSEN	NOR			
2	Women's Lightweight	Round of 16	3	Mai-Shang NI-KA-le	TPE		Yorikiri 寄り切り	R 7
			4	Miku YAMANAKA	JPN	X		
3	Women's Lightweight	Round of 16	5	Alina DUZHENKO	UKR	X	Uwatedashinage 上手出し投げ	R 7
			6	Ketzel JEFFERSON-VANDUSEN	USA			
4	Women's Lightweight	Round of 16	7	Eva-Maria RAUDSEPP	EST		Yoritaoshi 寄り倒し	R 7
			8	Lena ANDRZEJAK	POL	X		
5	Women's Lightweight	Round of 16	9	Stephanie STEINMETZ	GER	X	Abisetaoshi 浴せ倒し	R 7
			10	Elizabeth SALAZAR	USA			
6	Women's Lightweight	Round of 16	11	Otgonchimeg PUREVJARGAL	MGL			R 7
			12	Magdalena MACIOS	POL	X		
7	Women's Lightweight	Round of 16	13	Yuka OKUTOMI	JPN	X	Yorikiri 寄り切り	R 7
			14	Luciana MONTGOMERY WATANABE HIGUCHI	BRA			
8	Women's Lightweight	Round of 16	15	Moira SANTILLAN	ARG	X	Yorikiri 寄り切り	R 7
			16	Liesel RICKHOFF	USA			
9	Women's Lightweight	Quarterfinals	1	Aleksandra ROZUM	POL		Hikiotoshi 引き落とし	R 7
			4	Miku YAMANAKA	JPN	X		
10	Women's Lightweight	Quarterfinals	5	Alina DUZHENKO	UKR	X	Abisetaoshi 浴せ倒し	R 7
			8	Lena ANDRZEJAK	POL			
11	Women's Lightweight	Quarterfinals	9	Stephanie STEINMETZ	GER		Tsukitaoshi 突き倒し	R 7
			12	Magdalena MACIOS	POL	X		
12	Women's Lightweight	Quarterfinals	13	Yuka OKUTOMI	JPN	X	Shitahineri 下手捻り	R 7
			15	Moira SANTILLAN	ARG			
13	Women's Lightweight	Round of 16 Repechage	1	Aleksandra ROZUM	POL	X	Yorikiri 寄り切り	R 7
			3	Mai-Shang NI-KA-le	TPE			
14	Women's Lightweight	Round of 16 Repechage	8	Lena ANDRZEJAK	POL	X	Yoritaoshi 寄り倒し	R 7
			6	Ketzel JEFFERSON-VANDUSEN	USA			
15	Women's Lightweight	Round of 16 Repechage	9	Stephanie STEINMETZ	GER	X		R 7
			11	Otgonchimeg PUREVJARGAL	MGL			

Timing and Results provided by  TISSOT






Session Results

As of SAT 9 JUL 2022

SESSION 1 - DOHYO

Match No	Event	Round	Draw No	Name	Country Code	Winner	Decision	Officials
16	Women's Lightweight	Round of 16 Repechage	15	Moira SANTILLAN	ARG		Yorikiri	R 7
			14	Luciana MONTGOMERY WATANABE HIGUCHI	BRA	X	寄り切り	
17	Women's Lightweight	Quarterfinals Repechage	1	Aleksandra ROZUM	POL	X	Tsuridashi	R 7
			8	Lena ANDRZEJAK	POL		吊り出し	
18	Women's Lightweight	Quarterfinals Repechage	9	Stephanie STEINMETZ	GER		Uwatenage	R 7
			14	Luciana MONTGOMERY WATANABE HIGUCHI	BRA	X	上手投げ	
19	Men's Lightweight	Round of 16	1	Kim Erik SVENSSON	NOR	X	Okuritaoshi	R 16
			2	Lai-Hsing YAO	TPE		送り倒し	
20	Men's Lightweight	Round of 16	3	Demid KARACHENKO	UKR	X	Yoritaoshi	R 16
			4	Justin KIZZART	USA		寄り倒し	
21	Men's Lightweight	Round of 16	5	Pencho DOCHEV	BUL	X	Okuridashi	R 16
			6	Yorgen COVA	VEN		送り出し	
22	Men's Lightweight	Round of 16	7	Justin JONES	USA		Yorikiri	R 16
			8	Erik SZILAGYI	HUN	X	寄り切り	
23	Men's Lightweight	Round of 16	9	Patryk SWORA	POL		Tsuriotoshi	R 16
			10	Sviatoslav SEMYKRAS	UKR	X	吊り落とし	
24	Men's Lightweight	Round of 16	11	Wei-Fan HUANG	TPE		Sotogake	R 16
			12	Alex TETSUSHI NAKAYA	BRA	X	外掛け	
25	Men's Lightweight	Round of 16	13	Abdelrahman ELSEFY	EGY	X	Kekaeshi	R 16
			14	Zanabazar BAYARSAIKHAN	MGL		蹴返し	
26	Men's Lightweight	Round of 16	15	Trent SABO	USA		Tsuridashi	R 16
			16	Anatolii KHLIUSIN	UKR	X	吊り出し	
27	Men's Lightweight	Quarterfinals	1	Kim Erik SVENSSON	NOR		Oshidashi	R 16
			3	Demid KARACHENKO	UKR	X	押し出し	
28	Men's Lightweight	Quarterfinals	5	Pencho DOCHEV	BUL	X	Yoritaoshi	R 16
			8	Erik SZILAGYI	HUN		寄り倒し	
29	Men's Lightweight	Quarterfinals	10	Sviatoslav SEMYKRAS	UKR	X	Shitatehineri	R 16
			12	Alex TETSUSHI NAKAYA	BRA		下手捻り	
30	Men's Lightweight	Quarterfinals	13	Abdelrahman ELSEFY	EGY	X	Hikiotoshi	R 16
			16	Anatolii KHLIUSIN	UKR		引き落とし	

Timing and Results provided by  TISSOT






Session Results

As of SAT 9 JUL 2022

SESSION 1 - DOHYO

Match No	Event	Round	Draw No	Name	Country Code	Winner	Decision	Officials
31	Men's Lightweight	Round of 16 Repechage	1	Kim Erik SVENSSON	NOR	X	Hikiotoshi	R 16
			4	Justin KIZZART	USA		引き落とし	
32	Men's Lightweight	Round of 16 Repechage	8	Erik SZILAGYI	HUN		Oshidashi	R 16
			6	Yorgen COVA	VEN	X	押し出し	
33	Men's Lightweight	Round of 16 Repechage	12	Alex TETSUSHI NAKAYA	BRA		Yorikiri	R 16
			9	Patryk SWORA	POL	X	寄り切り	
34	Men's Lightweight	Round of 16 Repechage	16	Anatolii KHLIUSIN	UKR	X	Yorikiri	R 16
			14	Zanabazar BAYARSAIKHAN	MGL		寄り切り	
35	Men's Lightweight	Quarterfinals Repechage	1	Kim Erik SVENSSON	NOR		Oshidashi	R 16
			6	Yorgen COVA	VEN	X	押し出し	
36	Men's Lightweight	Quarterfinals Repechage	9	Patryk SWORA	POL		Uchigake	R 16
			16	Anatolii KHLIUSIN	UKR	X	内掛け	
37	Women's Middleweight	Round of 16	1	Maryna MAKSYMENKO	UKR	X	Hikiotoshi	R 3
			2	Monika SKIBA	POL		引き落とし	
38	Women's Middleweight	Round of 16	3	Valeria DALL OLIO	BRA		Uwatenage	R 3
			4	Pernille Rojahn ODDLIEN	NOR	X	上手投げ	
39	Women's Middleweight	Round of 16	5	Sakura ISHII	JPN	X	Yorikiri	R 3
			6	Helen DELPOPOLO	USA		寄り切り	
40	Women's Middleweight	Round of 16	7	Daniela SCHMIDTSDORF	GER		Shitadedashinage	R 3
			8	Kamonchanok AMNUAYPOL	THA	X	下手出し投げ	
41	Women's Middleweight	Round of 16	9	Karyna KOLESNIK	UKR	X	Yoritaoshi	R 3
			10	Jenni CROOK	USA		寄り倒し	
42	Women's Middleweight	Round of 16	11	Kerstin SCHMIDTSDORF	GER		Uwatenage	R 3
			12	Nagisa MATSUMOTO	JPN	X	上手投げ	
43	Women's Middleweight	Round of 16	13	Magda SKRAJNOWSKA	POL	X	Yorikiri	R 3
			14	Christina GRIFFIN-JONES	USA		寄り切り	
44	Women's Middleweight	Round of 16	15	Johana GARRIDO	VEN		Hikiotoshi	R 3
			16	Asano OTA	JPN	X	引き落とし	
45	Women's Middleweight	Quarterfinals	1	Maryna MAKSYMENKO	UKR	X	Shitatehineri	R 3
			4	Pernille Rojahn ODDLIEN	NOR		下手捻り	

Timing and Results provided by  TISSOT






Session Results

As of SAT 9 JUL 2022

SESSION 1 - DOHYO

Match No	Event	Round	Draw No	Name	Country Code	Winner	Decision	Officials
46	Women's Middleweight	Quarterfinals	5	Sakura ISHII	JPN	X	Yoritaoshi	R 3
			8	Kamonchanok AMNUAYPOL	THA		寄り倒し	
47	Women's Middleweight	Quarterfinals	9	Karyna KOLESNIK	UKR	X	Oshidashi	R 3
			12	Nagisa MATSUMOTO	JPN		押し出し	
48	Women's Middleweight	Quarterfinals	13	Magda SKRAJNOWSKA	POL		Shitatenage	R 3
			16	Asano OTA	JPN	X	下手投げ	
49	Women's Middleweight	Round of 16 Repechage	4	Pernille Rojahn ODDLIEN	NOR		Uwatenage	R 3
			2	Monika SKIBA	POL	X	上手投げ	
50	Women's Middleweight	Round of 16 Repechage	8	Kamonchanok AMNUAYPOL	THA	X	Yoritaoshi	R 3
			6	Helen DELPOPOLO	USA		寄り倒し	
51	Women's Middleweight	Round of 16 Repechage	12	Nagisa MATSUMOTO	JPN	X	Uwatenage	R 3
			10	Jenni CROOK	USA		上手投げ	
52	Women's Middleweight	Round of 16 Repechage	13	Magda SKRAJNOWSKA	POL	X	Yorikiri	R 3
			15	Johana GARRIDO	VEN		寄り切り	
53	Women's Middleweight	Quarterfinals Repechage	2	Monika SKIBA	POL	X	Ushiromotare	R 3
			8	Kamonchanok AMNUAYPOL	THA		後ろもたれ	
54	Women's Middleweight	Quarterfinals Repechage	12	Nagisa MATSUMOTO	JPN	X	Uchigake	R 3
			13	Magda SKRAJNOWSKA	POL		内掛け	
55	Men's Middleweight	Round of 16	3	Andrew RODEN	USA		Okuritsuriotoshi	R 4
			4	Aron ROZUM	POL	X	送り吊り落とし	
56	Men's Middleweight	Round of 16	7	Eric HUYNH	USA		Oshitaoshi	R 4
			8	Querys PEREZ	VEN	X	押し倒し	
57	Men's Middleweight	Round of 16	11	Jordan KARST	USA		Oshitaoshi	R 4
			12	Wlater RIVAS	VEN	X	押し倒し	
58	Men's Middleweight	Round of 16	13	Michal LUTO	POL	X	Oshidashi	R 4
			14	Bo-Chen HUANG	TPE		押し出し	
59	Men's Middleweight	Round of 16	15	Shion FUJISAWA	JPN	X	Yorikiri	R 4
			16	Oskari Matti RIIHIOJA	FIN		寄り切り	
60	Men's Middleweight	Quarterfinals	1	Vazha DAIAURI	UKR	X	Shitatenage	R 4
			4	Aron ROZUM	POL		下手投げ	

Timing and Results provided by  TISSOT






Session Results

As of SAT 9 JUL 2022

SESSION 1 - DOHYO

Match No	Event	Round	Draw No	Name	Country Code	Winner	Decision	Officials
61	Men's Middleweight	Quarterfinals	5	Ryota FUKANO	JPN	X	Tsukiotoshi	R 4
			8	Querys PEREZ	VEN		突き落とし	
62	Men's Middleweight	Quarterfinals	9	Badral BAASANDORJ	MGL		Oshidashi	R 4
			12	Wlater RIVAS	VEN	X	押し出し	
63	Men's Middleweight	Quarterfinals	13	Michal LUTO	POL		Oshidashi	R 4
			15	Shion FUJISAWA	JPN	X	押し出し	
66	Men's Middleweight	Round of 16 Repechage	9	Badral BAASANDORJ	MGL		Hatakikomi	R 4
			11	Jordan KARST	USA	X	叩き込み	
67	Men's Middleweight	Round of 16 Repechage	13	Michal LUTO	POL	X	Tsukiotoshi	R 4
			16	Oskari Matti RIIHIOJA	FIN		突き落とし	
68	Men's Middleweight	Quarterfinals Repechage	4	Aron ROZUM	POL	X	Uwatenage	R 4
			8	Querys PEREZ	VEN		上手投げ	
69	Men's Middleweight	Quarterfinals Repechage	11	Jordan KARST	USA		Hatakikomi	R 4
			13	Michal LUTO	POL	X	叩き込み	
70	Women's Heavyweight	Round of 16	1	Svitlana YAROMKA	UKR	X	Oshitaoshi	R 7
			2	Airi HISANO	JPN		押し倒し	
71	Women's Heavyweight	Round of 16	3	Ting YU	TPE	X	Hikiotoshi	R 7
			4	Kellyann Au BALL	USA		引き落とし	
72	Women's Heavyweight	Round of 16	5	Tuvshinjargal BUM-ERDENE	MGL		Yoritaoshi	R 7
			6	Viktoriiia TSARUK	UKR	X	寄り倒し	
73	Women's Heavyweight	Round of 16	7	Yaleidy GALINDO	USA	X	Kimedashi	R 7
			8	Anika SCHULZE	GER		極め出し	
74	Women's Heavyweight	Round of 16	9	Ivanna BEREZOVSKA	UKR	X	Uwatenage	R 7
			10	Fernanda PELEGRINI	BRA		上手投げ	
75	Women's Heavyweight	Round of 16	11	Pei-Yu SUN	TPE		Yorikiri	R 7
			12	Esmeralda CEDENO	VEN	X	寄り切り	
76	Women's Heavyweight	Round of 16	13	Hiyori KON	JPN	X	Oshidashi	R 7
			14	Zoljargal DAGVADORJ	MGL		押し出し	
77	Women's Heavyweight	Round of 16	15	Viparat VITUTEERASAN	THA		Oshidashi	R 7
			16	Eros ARMSTRONG	USA	X	押し出し	

Timing and Results provided by  TISSOT






Session Results

As of SAT 9 JUL 2022

SESSION 1 - DOHYO

Match No	Event	Round	Draw No	Name	Country Code	Winner	Decision	Officials
78	Women's Heavyweight	Quarterfinals	1	Svitlana YAROMKA	UKR	X	Oshidashi	R 7
			3	Ting YU	TPE		押し出し	
79	Women's Heavyweight	Quarterfinals	6	Viktoriiia TSARUK	UKR	X	Yorikiri	R 7
			7	Yaleidy GALINDO	USA		寄り切り	
80	Women's Heavyweight	Quarterfinals	9	Ivanna BEREZOVSKA	UKR	X	Yoritaoshi	R 7
			12	Esmeralda CEDENO	VEN		寄り倒し	
81	Women's Heavyweight	Quarterfinals	13	Hiyori KON	JPN		Oshidashi	R 7
			16	Eros ARMSTRONG	USA	X	押し出し	
82	Women's Heavyweight	Round of 16 Repechage	3	Ting YU	TPE		Yoritaoshi	R 7
			2	Airi HISANO	JPN	X	寄り倒し	
83	Women's Heavyweight	Round of 16 Repechage	7	Yaleidy GALINDO	USA		Yorikiri	R 7
			5	Tuvshinjargal BUM-ERDENE	MGL	X	寄り切り	
84	Women's Heavyweight	Round of 16 Repechage	12	Esmeralda CEDENO	VEN	X	Yorikiri	R 7
			10	Fernanda PELEGRINI	BRA		寄り切り	
85	Women's Heavyweight	Round of 16 Repechage	13	Hiyori KON	JPN		Hikiotoshi	R 7
			15	Viparat VITUTEERASAN	THA	X	引き落とし	
86	Women's Heavyweight	Quarterfinals Repechage	2	Airi HISANO	JPN	X	Uwatenage	R 7
			5	Tuvshinjargal BUM-ERDENE	MGL		上手投げ	
87	Women's Heavyweight	Quarterfinals Repechage	12	Esmeralda CEDENO	VEN	X	Okuridashi	R 7
			15	Viparat VITUTEERASAN	THA		送り出し	
88	Men's Heavyweight	Round of 16	1	Rui JUNIOR	BRA	X	Uwatenage	R 8
			2	Angel DELATORRE	USA		上手投げ	
89	Men's Heavyweight	Round of 16	3	Daiki NAKAMURA	JPN	X	Yorikiri	R 8
			4	Ibrahim ABDELLATIF	EGY		寄り切り	
90	Men's Heavyweight	Round of 16	5	Atsushi IGARASHI	JPN	X	Oshidashi	R 8
			6	Mateusz LINKA	POL		押し出し	
91	Men's Heavyweight	Round of 16	7	Moises PEREZ	VEN	X	Tsukidashi	R 8
			8	Roy SIMS	USA		突き出し	
92	Men's Heavyweight	Round of 16	9	Oleksandr VERESIUK	UKR		Yorikiri	R 8
			10	Jacek PIERSIAK	POL	X	寄り切り	

Timing and Results provided by  TISSOT




Session Results

As of SAT 9 JUL 2022

SESSION 1 - DOHYO

Match No	Event	Round	Draw No	Name	Country Code	Winner	Decision	Officials
93	Men's Heavyweight	Round of 16	11	Hidetora HANADA	JPN	X	Hikiotoshi	R 8
			12	Robert FUIMAONO	USA		引き落とし	
94	Men's Heavyweight	Round of 16	13	Robert KERSTNER	HUN	X	Yoritaoshi	R 8
			14	Alysson SALLES	BRA		寄り倒し	
95	Men's Heavyweight	Round of 16	15	Abdelrahman OBAID	EGY	X	Yorikiri	R 8
			16	Gilberto DELATORRE	USA		寄り切り	
96	Men's Heavyweight	Quarterfinals	1	Rui JUNIOR	BRA		Yorikiri	R 8
			3	Daiki NAKAMURA	JPN	X	寄り切り	
97	Men's Heavyweight	Quarterfinals	5	Atsushi IGARASHI	JPN	X	Yorikiri	R 8
			7	Moises PEREZ	VEN		寄り切り	
98	Men's Heavyweight	Quarterfinals	10	Jacek PIERSIAK	POL		Yorikiri	R 8
			11	Hidetora HANADA	JPN	X	寄り切り	
99	Men's Heavyweight	Quarterfinals	13	Robert KERSTNER	HUN		Oshidashi	R 8
			15	Abdelrahman OBAID	EGY	X	押し出し	
100	Men's Heavyweight	Round of 16 Repechage	1	Rui JUNIOR	BRA	X	Yorikiri	R 8
			4	Ibrahim ABDELLATIF	EGY		寄り切り	
101	Men's Heavyweight	Round of 16 Repechage	7	Moises PEREZ	VEN	X	Makiotoshi	R 8
			6	Mateusz LINKA	POL		巻き落とし	
102	Men's Heavyweight	Round of 16 Repechage	10	Jacek PIERSIAK	POL	X	Okuritaoshi	R 8
			12	Robert FUIMAONO	USA		送り倒し	
103	Men's Heavyweight	Round of 16 Repechage	13	Robert KERSTNER	HUN	X	Shitatenage	R 8
			16	Gilberto DELATORRE	USA		下手投げ	
104	Men's Heavyweight	Quarterfinals Repechage	1	Rui JUNIOR	BRA	X	Oshidashi	R 8
			7	Moises PEREZ	VEN		押し出し	
105	Men's Heavyweight	Quarterfinals Repechage	10	Jacek PIERSIAK	POL	X	Yorikiri	R 8
			13	Robert KERSTNER	HUN		寄り切り	

Legend:
H Head Judge **J** Judge **No** Number **R** Referee

Timing and Results provided by  **TISSOT**




Session Results

As of SAT 9 JUL 2022

SESSION 2 - DOHYO

Match No	Event	Round	Draw No	Name	Country Code	Winner	Decision	Officials
106	Women's Lightweight	Semifinals	4	Miku YAMANAKA	JPN	X	Yoritaoshi	R 16
			5	Alina DUZHENKO	UKR		寄り倒し	
107	Women's Lightweight	Semifinals	12	Magdalena MACIOS	POL		Shitatenage	R 16
			13	Yuka OKUTOMI	JPN	X	下手投げ	
108	Women's Lightweight	Semifinals Repechage	12	Magdalena MACIOS	POL	X	Yorikiri	R 16
			1	Aleksandra ROZUM	POL		寄り切り	
109	Women's Lightweight	Semifinals Repechage	5	Alina DUZHENKO	UKR	X	Uwatehineri	R 16
			14	Luciana MONTGOMERY WATANABE HIGUCHI	BRA		上手捻り	
110	Women's Lightweight	Bronze Medal Match	12	Magdalena MACIOS	POL	X	Ashitori	R 16
			5	Alina DUZHENKO	UKR		足取り	
111	Women's Lightweight	Gold Medal Match	4	Miku YAMANAKA	JPN		Isamiashi	R 16
			13	Yuka OKUTOMI	JPN	X	勇み足	
112	Men's Lightweight	Semifinals	3	Demid KARACHENKO	UKR	X	Tsukiotoshi	R 8
			5	Pencho DOCHEV	BUL		突き落とし	
113	Men's Lightweight	Semifinals	10	Sviatoslav SEMYKRAS	UKR		Hikiotoshi	R 8
			13	Abdelrahman ELSEFY	EGY	X	引き落とし	
114	Men's Lightweight	Semifinals Repechage	10	Sviatoslav SEMYKRAS	UKR	X	Ashitori	R 8
			6	Yorgen COVA	VEN		足取り	
115	Men's Lightweight	Semifinals Repechage	5	Pencho DOCHEV	BUL	X	Yorikiri	R 8
			16	Anatolii KHLIUSIN	UKR		寄り切り	
116	Men's Lightweight	Bronze Medal Match	10	Sviatoslav SEMYKRAS	UKR	X	Ashitori	R 8
			5	Pencho DOCHEV	BUL		足取り	
117	Men's Lightweight	Gold Medal Match	3	Demid KARACHENKO	UKR		Yorikiri	R 8
			13	Abdelrahman ELSEFY	EGY	X	寄り切り	
118	Women's Middleweight	Semifinals	1	Maryna MAKSYMENKO	UKR		Yorikiri	R 7
			5	Sakura ISHII	JPN	X	寄り切り	
119	Women's Middleweight	Semifinals	9	Karyna KOLESNIK	UKR	X	Hikiotoshi	R 7
			16	Asano OTA	JPN		引き落とし	
120	Women's Middleweight	Semifinals Repechage	16	Asano OTA	JPN		Yorikiri	R 7
			2	Monika SKIBA	POL	X	寄り切り	

Timing and Results provided by  TISSOT




Session Results

As of SAT 9 JUL 2022

SESSION 2 - DOHYO

Match No	Event	Round	Draw No	Name	Country Code	Winner	Decision	Officials
121	Women's Middleweight	Semifinals Repechage	1	Maryna MAKSYMENKO	UKR		Oshidashi	R 7
			12	Nagisa MATSUMOTO	JPN	X	押し出し	
122	Women's Middleweight	Bronze Medal Match	2	Monika SKIBA	POL	X	Shitatenage	R 7
			12	Nagisa MATSUMOTO	JPN		下手投げ	
123	Women's Middleweight	Gold Medal Match	5	Sakura ISHII	JPN	X	Yorikiri	R 7
			9	Karyna KOLESNIK	UKR		寄り切り	
124	Men's Middleweight	Semifinals	1	Vazha DAIAURI	UKR	X	Shitatenage	R 8
			5	Ryota FUKANO	JPN		下手投げ	
125	Men's Middleweight	Semifinals	12	Wlater RIVAS	VEN		Oshidashi	R 8
			15	Shion FUJISAWA	JPN	X	押し出し	
126	Men's Middleweight	Semifinals Repechage	12	Wlater RIVAS	VEN		Utccari	R 8
			4	Aron ROZUM	POL	X	うっちゃり	
127	Men's Middleweight	Semifinals Repechage	5	Ryota FUKANO	JPN	X	Watashikomi	R 8
			13	Michal LUTO	POL		渡し込み	
128	Men's Middleweight	Bronze Medal Match	4	Aron ROZUM	POL	X	Uwatenage	R 8
			5	Ryota FUKANO	JPN		上手投げ	
129	Men's Middleweight	Gold Medal Match	1	Vazha DAIAURI	UKR	X	Uwatedashinage	R 8
			15	Shion FUJISAWA	JPN		上手出し投げ	
130	Women's Heavyweight	Semifinals	1	Svitlana YAROMKA	UKR	X	Oshidashi	R 5
			6	Viktoriiia TSARUK	UKR		押し出し	
131	Women's Heavyweight	Semifinals	9	Ivanna BEREZOVSKA	UKR	X	Tsukiotoshi	R 5
			16	Eros ARMSTRONG	USA		突き落とし	
132	Women's Heavyweight	Semifinals Repechage	16	Eros ARMSTRONG	USA		Oshitaoshi	R 5
			2	Airi HISANO	JPN	X	押し倒し	
133	Women's Heavyweight	Semifinals Repechage	6	Viktoriiia TSARUK	UKR		Isamiashi	R 5
			12	Esmeralda CEDENO	VEN	X	勇み足	
134	Women's Heavyweight	Bronze Medal Match	2	Airi HISANO	JPN	X	Yorikiri	R 5
			12	Esmeralda CEDENO	VEN		寄り切り	
135	Women's Heavyweight	Gold Medal Match	1	Svitlana YAROMKA	UKR	X	Kotenage	R 5
			9	Ivanna BEREZOVSKA	UKR		小手投げ	

Timing and Results provided by  TISSOT




Session Results

As of SAT 9 JUL 2022

SESSION 2 - DOHYO

Match No	Event	Round	Draw No	Name	Country Code	Winner	Decision	Officials
136	Men's Heavyweight	Semifinals	3	Daiki NAKAMURA	JPN	X	Yorikiri	R 4
			5	Atsushi IGARASHI	JPN		寄り切り	
137	Men's Heavyweight	Semifinals	11	Hidetora HANADA	JPN	X	Yorikiri	R 4
			15	Abdelrahman OBAID	EGY		寄り切り	
138	Men's Heavyweight	Semifinals Repechage	15	Abdelrahman OBAID	EGY		Sukuinage	R 4
			1	Rui JUNIOR	BRA	X	掬い投げ	
139	Men's Heavyweight	Semifinals Repechage	5	Atsushi IGARASHI	JPN		Tsukidashi	R 4
			10	Jacek PIERSIAK	POL	X	突き出し	
140	Men's Heavyweight	Bronze Medal Match	1	Rui JUNIOR	BRA	X	Uwatenage	R 4
			10	Jacek PIERSIAK	POL		上手投げ	
141	Men's Heavyweight	Gold Medal Match	3	Daiki NAKAMURA	JPN		Oshidashi	R 4
			11	Hidetora HANADA	JPN	X	押し出し	

Legend:					
H	Head Judge	J	Judge	No	Number
				R	Referee

Timing and Results provided by  TISSOT




Session Results

As of SUN 10 JUL 2022

SESSION 3 - DOHYO

Match No	Event	Round	Draw No	Name	Country Code	Winner	Decision	Officials
1	Women's Open Weight	Round of 64	3	Asano OTA	JPN		Okuridashi 送り出し	
			4	Fernanda PELEGRINI	BRA	X		
2	Women's Open Weight	Round of 64	7	Otgonchimeg PUREVJARGAL	MGL			
			8	Ivanna BEREZOVSKA	UKR	X		
3	Women's Open Weight	Round of 64	11	Liesel RICKHOFF	USA		Yoritaoshi 寄り倒し	
			12	Sofie JORGENSEN	NOR	X		
4	Women's Open Weight	Round of 64	15	Monika SKIBA	POL	X	Yorikiri 寄り切り	
			16	Christina GRIFFIN-JONES	USA			
5	Women's Open Weight	Round of 64	19	Jenni CROOK	USA		Oshitaoshi 押し倒し	
			20	Karyna KOLESNIK	UKR	X		
6	Women's Open Weight	Round of 64	23	Tuvshinjargal BUM-ERDENE	MGL	X	Yoritaoshi 寄り倒し	
			24	Lena ANDRZEJAK	POL			
7	Women's Open Weight	Round of 64	27	Nagisa MATSUMOTO	JPN	X		
			28	Magdalena MACIOS	POL			
8	Women's Open Weight	Round of 64	31	Viktoriia TSARUK	UKR	X	Yorikiri 寄り切り	
			32	Pei-Yu SUN	TPE			
9	Women's Open Weight	Round of 64	35	Ketzel JEFFERSON-VANDUSEN	USA	X		
			36	Alina DUZHENKO	UKR			
10	Women's Open Weight	Round of 64	39	Miku YAMANAKA	JPN	X		
			40	Maira SANTILLAN	ARG			
11	Women's Open Weight	Round of 64	43	Eva-Maria RAUDSEPP	EST	X		
			44	Esmeralda CEDENO	VEN			
12	Women's Open Weight	Round of 64	47	Hiyori KON	JPN	X		
			48	Eros ARMSTRONG	USA			
13	Women's Open Weight	Round of 64	51	Elizabeth SALAZAR	USA			
			52	Magda SKRAJNOWSKA	POL	X		
14	Women's Open Weight	Round of 64	55	Viparat VITUTEERASAN	THA			
			56	Zoljargal DAGVADORJ	MGL	X		
15	Women's Open Weight	Round of 64	59	Daniela SCHMIDTSDORF	GER	X		
			60	Maryna MAKSYMENKO	UKR			

Timing and Results provided by  TISSOT




Session Results

As of SUN 10 JUL 2022

SESSION 3 - DOHYO

Match No	Event	Round	Draw No	Name	Country Code	Winner	Decision	Officials
16	Women's Open Weight	Round of 64	63	Yuka OKUTOMI	JPN	X		
			64	Mai-Shang NI-KA-LE	TPE			
17	Women's Open Weight	Round of 32	1	Yaleidy GALINDO	USA			
			4	Fernanda PELEGRINI	BRA	X		
18	Women's Open Weight	Round of 32	5	Kamonchanok AMNUAYPOL	THA		Oshitaoshi	
			8	Ivanna BEREZOVSKA	UKR	X	押し倒し	
19	Women's Open Weight	Round of 32	9	Kerstin SCHMIDTSDORF	GER	X	Yoritaoshi	
			12	Sofie JORGENSEN	NOR		寄り倒し	
20	Women's Open Weight	Round of 32	13	Airi HISANO	JPN	X	Yoritaoshi	
			15	Monika SKIBA	POL		寄り倒し	
21	Women's Open Weight	Round of 32	17	Luciana MONTGOMERY WATANABE HIGUCHI	BRA		Yorikiri	
			20	Karyna KOLESNIK	UKR	X	寄り切り	
22	Women's Open Weight	Round of 32	21	Stephanie STEINMETZ	GER		Yoritaoshi	
			23	Tuvshinjargal BUM-ERDENE	MGL	X	寄り倒し	
23	Women's Open Weight	Round of 32	25	Johana GARRIDO	VEN			
			27	Nagisa MATSUMOTO	JPN	X		
24	Women's Open Weight	Round of 32	29	Kellyann Au BALL	USA	X	Sukuinage	
			31	Viktoriiia TSARUK	UKR		掬い投げ	
25	Women's Open Weight	Round of 32	33	Ting YU	TPE	X		
			35	Ketzel JEFFERSON-VANDUSEN	USA			
26	Women's Open Weight	Round of 32	37	Aleksandra ROZUM	POL			
			39	Miku YAMANAKA	JPN	X		
27	Women's Open Weight	Round of 32	41	Anika SCHULZE	GER			
			43	Eva-Maria RAUDSEPP	EST	X		
28	Women's Open Weight	Round of 32	45	Pernille Rojahn ODDLIEN	NOR			
			47	Hiyori KON	JPN	X		
29	Women's Open Weight	Round of 32	49	Svitlana YAROMKA	UKR	X		
			52	Magda SKRAJNOWSKA	POL			
30	Women's Open Weight	Round of 32	53	Sakura ISHII	JPN			
			56	Zoljargal DAGVADORJ	MGL	X		

Timing and Results provided by  TISSOT




Session Results

As of SUN 10 JUL 2022

SESSION 3 - DOHYO

Match No	Event	Round	Draw No	Name	Country Code	Winner	Decision	Officials
31	Women's Open Weight	Round of 32	57	Valeria DALL OLIO	BRA	X		
			59	Daniela SCHMIDTSDORF	GER			
32	Women's Open Weight	Round of 32	61	Helen DELPOPOLO	USA			
			63	Yuka OKUTOMI	JPN	X		
33	Women's Open Weight	Round of 16	4	Fernanda PELEGRINI	BRA		Tsukidashi	
			8	Ivanna BEREZOVSKA	UKR	X	突き出し	
34	Women's Open Weight	Round of 16	9	Kerstin SCHMIDTSDORF	GER		Yorikiri	
			13	Airi HISANO	JPN	X	寄り切り	
35	Women's Open Weight	Round of 16	20	Karyna KOLESNIK	UKR	X	Sukuinage	
			23	Tuvshinjargal BUM-ERDENE	MGL		搦い投げ	
36	Women's Open Weight	Round of 16	27	Nagisa MATSUMOTO	JPN	X	Uwatenage	
			29	Kellyann Au BALL	USA		上手投げ	
37	Women's Open Weight	Round of 16	33	Ting YU	TPE			
			39	Miku YAMANAKA	JPN	X		
38	Women's Open Weight	Round of 16	43	Eva-Maria RAUDSEPP	EST			
			47	Hiyori KON	JPN	X		
39	Women's Open Weight	Round of 16	49	Svitlana YAROMKA	UKR	X		
			56	Zoljargal DAGVADORJ	MGL			
40	Women's Open Weight	Round of 16	57	Valeria DALL OLIO	BRA			
			63	Yuka OKUTOMI	JPN	X		
41	Women's Open Weight	Quarterfinals	8	Ivanna BEREZOVSKA	UKR	X	Yorikiri	
			13	Airi HISANO	JPN		寄り切り	
42	Women's Open Weight	Quarterfinals	20	Karyna KOLESNIK	UKR	X	Oshitaoshi	
			27	Nagisa MATSUMOTO	JPN		押し倒し	
43	Women's Open Weight	Quarterfinals	39	Miku YAMANAKA	JPN			
			47	Hiyori KON	JPN	X		
44	Women's Open Weight	Quarterfinals	49	Svitlana YAROMKA	UKR	X		
			63	Yuka OKUTOMI	JPN			
45	Men's Open Weight	Round of 64	3	Yorgen COVA	VEN			
			4	Zanabazar BAYARSAIKHAN	MGL	X		

Timing and Results provided by  TISSOT




Session Results

As of SUN 10 JUL 2022

SESSION 3 - DOHYO

Match No	Event	Round	Draw No	Name	Country Code	Winner	Decision	Officials
46	Men's Open Weight	Round of 64	7	Angel DELATORRE	USA	X	Oshidashi	
			8	Kim Erik SVENSSON	NOR		押し出し	
47	Men's Open Weight	Round of 64	11	Oleksandr VERESIUK	UKR	X	Yoritaoshi	
			12	Andrew RODEN	USA		寄り倒し	
48	Men's Open Weight	Round of 64	15	Wei-Fan HUANG	TPE		Tsuridashi	
			16	Aron ROZUM	POL	X	吊り出し	
49	Men's Open Weight	Round of 64	19	Sviatoslav SEMYKRAS	UKR	X		
			20	Moises PEREZ	VEN			
50	Men's Open Weight	Round of 64	23	Gilberto DELATORRE	USA		Yoritaoshi	
			24	Daiki NAKAMURA	JPN	X	寄り倒し	
51	Men's Open Weight	Round of 64	27	Abdelrahman ELSEFY	EGY			
			28	Pencho DOCHEV	BUL	X		
52	Men's Open Weight	Round of 64	31	Bo-Chen HUANG	TPE	X		
			32	Trent SABO	USA			
53	Men's Open Weight	Round of 64	35	Ryota FUKANO	JPN	X	Oshidashi	
			36	Justin JONES	USA		押し出し	
54	Men's Open Weight	Round of 64	39	Mateusz LINKA	POL	X		
			40	Ibrahim ABDELLATIF	EGY			
55	Men's Open Weight	Round of 64	43	Jordan KARST	USA	X		
			44	Hidetora HANADA	JPN			
56	Men's Open Weight	Round of 64	47	Rui JUNIOR	BRA	X	Tsukidashi	
			48	Demid KARACHENKO	UKR		突き出し	
57	Men's Open Weight	Round of 64	51	Robert KERSTNER	HUN	X	Uwatenage	
			52	Robert FUIMAONO	USA		上手投げ	
58	Men's Open Weight	Round of 64	55	Anatolii KHLIUSIN	UKR	X		
			56	Hossam MISBAH	EGY			
59	Men's Open Weight	Round of 64	59	Vazha DAIAURI	UKR	X	Yorikiri	
			60	Justin KIZZART	USA		寄り切り	
60	Men's Open Weight	Round of 64	63	Eric HUYNH	USA	X		
			64	Atsushi IGARASHI	JPN			

Timing and Results provided by  TISSOT




Session Results

As of SUN 10 JUL 2022

SESSION 3 - DOHYO

Match No	Event	Round	Draw No	Name	Country Code	Winner	Decision	Officials
61	Men's Open Weight	Round of 32	1	Shion FUJISAWA	JPN	X		
			4	Zanabazar BAYARSAIKHAN	MGL			
62	Men's Open Weight	Round of 32	5	Jacek PIERSIAK	POL	X	Yorikiri	
			7	Angel DELATORRE	USA		寄り切り	
63	Men's Open Weight	Round of 32	9	Oskari Matti RIIHIOJA	FIN		Hatakikomi	
			11	Oleksandr VERESIUK	UKR	X	叩き込み	
64	Men's Open Weight	Round of 32	13	Mohamed ELMAHDY	EGY			
			16	Aron ROZUM	POL	X		
65	Men's Open Weight	Round of 32	17	Roy SIMS	USA			
			19	Sviatoslav SEMYKRAS	UKR	X		
66	Men's Open Weight	Round of 32	21	Alysson SALLES	BRA			
			24	Daiki NAKAMURA	JPN	X		
67	Men's Open Weight	Round of 32	25	Erik SZILAGYI	HUN		Okuridashi	
			28	Pencho DOCHEV	BUL	X	送り出し	
68	Men's Open Weight	Round of 32	29	Patryk SWORA	POL	X	Hikiotoshi	
			31	Bo-Chen HUANG	TPE		引き落とし	
69	Men's Open Weight	Round of 32	33	Badral BAASANDORJ	MGL	X	Yoritaoshi	
			35	Ryota FUKANO	JPN		寄り倒し	
70	Men's Open Weight	Round of 32	37	Lai-Hsing YAO	TPE		Yoritaoshi	
			39	Mateusz LINKA	POL	X	寄り倒し	
71	Men's Open Weight	Round of 32	41	Abdelrahman OBAID	EGY			
			43	Jordan KARST	USA	X		
72	Men's Open Weight	Round of 32	45	Querys PEREZ	VEN			
			47	Rui JUNIOR	BRA	X		
73	Men's Open Weight	Round of 32	49	Wlater RIVAS	VEN			
			51	Robert KERSTNER	HUN	X		
74	Men's Open Weight	Round of 32	53	Alex TETSUSHI NAKAYA	BRA		Izori	
			55	Anatolii KHLIUSIN	UKR	X	居反り	
75	Men's Open Weight	Round of 32	57	Mensaikhan TSOGT-ERDENE	MGL	X	Uwatenage	
			59	Vazha DAI AURI	UKR		上手投げ	

Timing and Results provided by  TISSOT




Session Results

As of SUN 10 JUL 2022

SESSION 3 - DOHYO

Match No	Event	Round	Draw No	Name	Country Code	Winner	Decision	Officials
76	Men's Open Weight	Round of 32	61	Michal LUTO	POL	X	Hikiotoshi	
			63	Eric HUYNH	USA		引き落とし	
77	Men's Open Weight	Round of 16	1	Shion FUJISAWA	JPN	X	Tsukaminage	
			5	Jacek PIERSIAK	POL		つかみ投げ	
78	Men's Open Weight	Round of 16	11	Oleksandr VERESIUK	UKR	X	Tsukidashi	
			16	Aron ROZUM	POL		突き出し	
79	Men's Open Weight	Round of 16	19	Sviatoslav SEMYKRAS	UKR		Tsukitaoshi	
			24	Daiki NAKAMURA	JPN	X	突き倒し	
80	Men's Open Weight	Round of 16	28	Pencho DOCHEV	BUL		Uwatenage	
			29	Patryk SWORA	POL	X	上手投げ	
81	Men's Open Weight	Round of 16	33	Badral BAASANDORJ	MGL	X	Oshitaoshi	
			39	Mateusz LINKA	POL		押し倒し	
82	Men's Open Weight	Round of 16	43	Jordan KARST	USA		Oshitaoshi	
			47	Rui JUNIOR	BRA	X	押し倒し	
83	Men's Open Weight	Round of 16	51	Robert KERSTNER	HUN		Ashitori	
			55	Anatolii KHLIUSIN	UKR	X	足取り	
84	Men's Open Weight	Round of 16	57	Mensaikhan TSOGT-ERDENE	MGL	X	Oshidashi	
			61	Michal LUTO	POL		押し出し	
85	Men's Open Weight	Quarterfinals	1	Shion FUJISAWA	JPN		Yoritaoshi	
			11	Oleksandr VERESIUK	UKR	X	寄り倒し	
86	Men's Open Weight	Quarterfinals	24	Daiki NAKAMURA	JPN	X	Tsukidashi	
			29	Patryk SWORA	POL		突き出し	
87	Men's Open Weight	Quarterfinals	33	Badral BAASANDORJ	MGL	X	Yoritaoshi	
			47	Rui JUNIOR	BRA		寄り倒し	
88	Men's Open Weight	Quarterfinals	55	Anatolii KHLIUSIN	UKR		Oshitaoshi	
			57	Mensaikhan TSOGT-ERDENE	MGL	X	押し倒し	
89	Women's Open Weight	Round of 64 Repechage	5	Kamonchanok AMNUAYPOL	THA	X		
			7	Otgonchimeg PUREVJARGAL	MGL			
90	Women's Open Weight	Round of 64 Repechage	17	Luciana MONTGOMERY WATANABE HIGUCHI	BRA	X	Uwatenage	
			19	Jenni CROOK	USA		上手投げ	

Timing and Results provided by  TISSOT




Session Results

As of SUN 10 JUL 2022

SESSION 3 - DOHYO

Match No	Event	Round	Draw No	Name	Country Code	Winner	Decision	Officials
93	Women's Open Weight	Round of 32 Repechage	4	Fernanda PELEGRINI	BRA	X	Yoritaoshi	
			5	Kamonchanok AMNUAYPOL	THA		寄り倒し	
94	Women's Open Weight	Round of 32 Repechage	23	Tuvshinjargal BUM-ERDENE	MGL		Sukuinage	
			17	Luciana MONTGOMERY WATANABE HIGUCHI	BRA	X	掬い投げ	
95	Women's Open Weight	Round of 32 Repechage	43	Eva-Maria RAUDSEPP	EST		Uwatenage	
			45	Pernille Rojahn ODDLIEN	NOR	X	上手投げ	
96	Women's Open Weight	Round of 32 Repechage	56	Zoljargal DAGVADORJ	MGL		Hikiotoshi	
			52	Magda SKRAJNOWSKA	POL	X	引き落とし	
97	Women's Open Weight	Round of 16 Repechage	13	Airi HISANO	JPN		Yoritaoshi	
			4	Fernanda PELEGRINI	BRA	X	寄り倒し	
98	Women's Open Weight	Round of 16 Repechage	27	Nagisa MATSUMOTO	JPN		Sukuinage	
			17	Luciana MONTGOMERY WATANABE HIGUCHI	BRA	X	掬い投げ	
99	Women's Open Weight	Round of 16 Repechage	39	Miku YAMANAKA	JPN	X	Uwatenage	
			45	Pernille Rojahn ODDLIEN	NOR		上手投げ	
100	Women's Open Weight	Round of 16 Repechage	63	Yuka OKUTOMI	JPN		Sukuinage	
			52	Magda SKRAJNOWSKA	POL	X	掬い投げ	
101	Women's Open Weight	Quarterfinals Repechage	4	Fernanda PELEGRINI	BRA	X	Uwatenage	
			17	Luciana MONTGOMERY WATANABE HIGUCHI	BRA		上手投げ	
102	Women's Open Weight	Quarterfinals Repechage	39	Miku YAMANAKA	JPN	X	Yoritaoshi	
			52	Magda SKRAJNOWSKA	POL		寄り倒し	
103	Men's Open Weight	Round of 64 Repechage	9	Oskari Matti RIIHIOJA	FIN			
			12	Andrew RODEN	USA	X		
104	Men's Open Weight	Round of 64 Repechage	21	Alysson SALLES	BRA			
			23	Gilberto DELATORRE	USA	X		
107	Men's Open Weight	Round of 32 Repechage	16	Aron ROZUM	POL			
			12	Andrew RODEN	USA	X		
108	Men's Open Weight	Round of 32 Repechage	19	Sviatoslav SEMYKRAS	UKR	X	Hikiotoshi	
			23	Gilberto DELATORRE	USA		引き落とし	
109	Men's Open Weight	Round of 32 Repechage	39	Mateusz LINKA	POL		Ashitori	
			35	Ryota FUKANO	JPN	X	足取り	

Timing and Results provided by  TISSOT




Session Results

As of SUN 10 JUL 2022

SESSION 3 - DOHYO

Match No	Event	Round	Draw No	Name	Country Code	Winner	Decision	Officials
110	Men's Open Weight	Round of 32 Repechage	61	Michal LUTO	POL		Uwatenage	
			59	Vazha DAIAURI	UKR	X	上手投げ	
111	Men's Open Weight	Round of 16 Repechage	1	Shion FUJISAWA	JPN			
			12	Andrew RODEN	USA	X		
112	Men's Open Weight	Round of 16 Repechage	29	Patryk SWORA	POL		Zubuneri	
			19	Sviatoslav SEMYKRAS	UKR	X	ずぶねり	
113	Men's Open Weight	Round of 16 Repechage	47	Rui JUNIOR	BRA	X	Hikiotoshi	
			35	Ryota FUKANO	JPN		引き落とし	
114	Men's Open Weight	Round of 16 Repechage	55	Anatolii KHLIUSIN	UKR		Yorikiri	
			59	Vazha DAIAURI	UKR	X	寄り切り	
115	Men's Open Weight	Quarterfinals Repechage	12	Andrew RODEN	USA		Shitadedashinage	
			19	Sviatoslav SEMYKRAS	UKR	X	下手出し投げ	
116	Men's Open Weight	Quarterfinals Repechage	47	Rui JUNIOR	BRA		Shitatenage	
			59	Vazha DAIAURI	UKR	X	下手投げ	

Legend:
H Head Judge **J** Judge **No** Number **R** Referee

Timing and Results provided by  **TISSOT**






Session Results

As of SUN 10 JUL 2022

SESSION 4 - DOHYO

Match No	Event	Round	Draw No	Name	Country Code	Winner	Decision	Officials
117	Women's Open Weight	Semifinals	8	Ivanna BEREZOVSKA	UKR	X	Oshidashi	
			20	Karyna KOLESNIK	UKR		押し出し	
118	Women's Open Weight	Semifinals	47	Hiyori KON	JPN	X	Hikiotoshi	
			49	Svitlana YAROMKA	UKR		引き落とし	
119	Women's Open Weight	Semifinals Repechage	49	Svitlana YAROMKA	UKR	X	Yorikiri	
			4	Fernanda PELEGRINI	BRA		寄り切り	
120	Women's Open Weight	Semifinals Repechage	20	Karyna KOLESNIK	UKR	X	Hikiotoshi	
			39	Miku YAMANAKA	JPN		引き落とし	
121	Women's Open Weight	Bronze Medal Match	49	Svitlana YAROMKA	UKR	X	Oshitaoshi	
			20	Karyna KOLESNIK	UKR		押し倒し	
122	Women's Open Weight	Gold Medal Match	8	Ivanna BEREZOVSKA	UKR	X	Oshidashi	
			47	Hiyori KON	JPN		押し出し	
123	Men's Open Weight	Semifinals	11	Oleksandr VERESIUK	UKR		Yorikiri	
			24	Daiki NAKAMURA	JPN	X	寄り切り	
124	Men's Open Weight	Semifinals	33	Badral BAASANDORJ	MGL	X	Sukuinage	
			57	Mendsaikhan TSOGT-ERDENE	MGL		掬い投げ	
125	Men's Open Weight	Semifinals Repechage	57	Mendsaikhan TSOGT-ERDENE	MGL	X	Kimedashi	
			19	Sviatoslav SEMYKRAS	UKR		極め出し	
126	Men's Open Weight	Semifinals Repechage	11	Oleksandr VERESIUK	UKR	X	Yorikiri	
			59	Vazha DAI AURI	UKR		寄り切り	
127	Men's Open Weight	Bronze Medal Match	57	Mendsaikhan TSOGT-ERDENE	MGL		Yorikiri	
			11	Oleksandr VERESIUK	UKR	X	寄り切り	
128	Men's Open Weight	Gold Medal Match	24	Daiki NAKAMURA	JPN	X	Tsukiotoshi	
			33	Badral BAASANDORJ	MGL		突き落とし	

Legend:
H Head Judge **J** Judge **No** Number **R** Referee

Timing and Results provided by  **TISSOT**





Medallists by Event

After 8 of 8 Events

Event Name	Date	Medal	Name	Country Code
Men's Lightweight	SAT 9 JUL	GOLD	Abdelrahman ELSEFY	EGY
		SILVER	Demid KARACHENKO	UKR
		BRONZE	Sviatoslav SEMYKRAS	UKR
Men's Middleweight	SAT 9 JUL	GOLD	Vazha DAIAURI	UKR
		SILVER	Shion FUJISAWA	JPN
		BRONZE	Aron ROZUM	POL
Men's Heavyweight	SAT 9 JUL	GOLD	Hidetora HANADA	JPN
		SILVER	Daiki NAKAMURA	JPN
		BRONZE	Rui JUNIOR	BRA
Men's Open Weight	SUN 10 JUL	GOLD	Daiki NAKAMURA	JPN
		SILVER	Badral BAASANDORJ	MGL
		BRONZE	Oleksandr VERESIUK	UKR
Women's Lightweight	SAT 9 JUL	GOLD	Yuka OKUTOMI	JPN
		SILVER	Miku YAMANAKA	JPN
		BRONZE	Magdalena MACIOS	POL
Women's Middleweight	SAT 9 JUL	GOLD	Sakura ISHII	JPN
		SILVER	Karyna KOLESNIK	UKR
		BRONZE	Monika SKIBA	POL
Women's Heavyweight	SAT 9 JUL	GOLD	Svitlana YAROMKA	UKR
		SILVER	Ivanna BEREZOVSKA	UKR
		BRONZE	Airi HISANO	JPN
Women's Open Weight	SUN 10 JUL	GOLD	Ivanna BEREZOVSKA	UKR
		SILVER	Hiyori KON	JPN
		BRONZE	Svitlana YAROMKA	UKR





Medal Standings

After 8 of 8 Events

Rank	Country	Men				Women				Total				Rank by Total
		G	S	B	Tot	G	S	B	Tot	G	S	B	Tot	
1	JPN - Japan	2	2		4	2	2	1	5	4	4	1	9	=1
2	UKR - Ukraine	1	1	2	4	2	2	1	5	3	3	3	9	=1
3	EGY - Egypt	1			1					1			1	=4
4	MGL - Mongolia		1		1						1		1	=4
5	POL - Poland			1	1			2	2			3	3	3
6	BRA - Brazil			1	1							1	1	=4
Total:		4	4	4	12	4	4	4	12	8	8	8	24	

Legend:
 = Equal sign indicates that two or more NOCs share the same rank by total **B** Bronze **G** Gold **S** Silver **Tot** Total

Timing and Results provided by  **TISSOT**






Sumo

Men's Lightweight





Entry List by Event

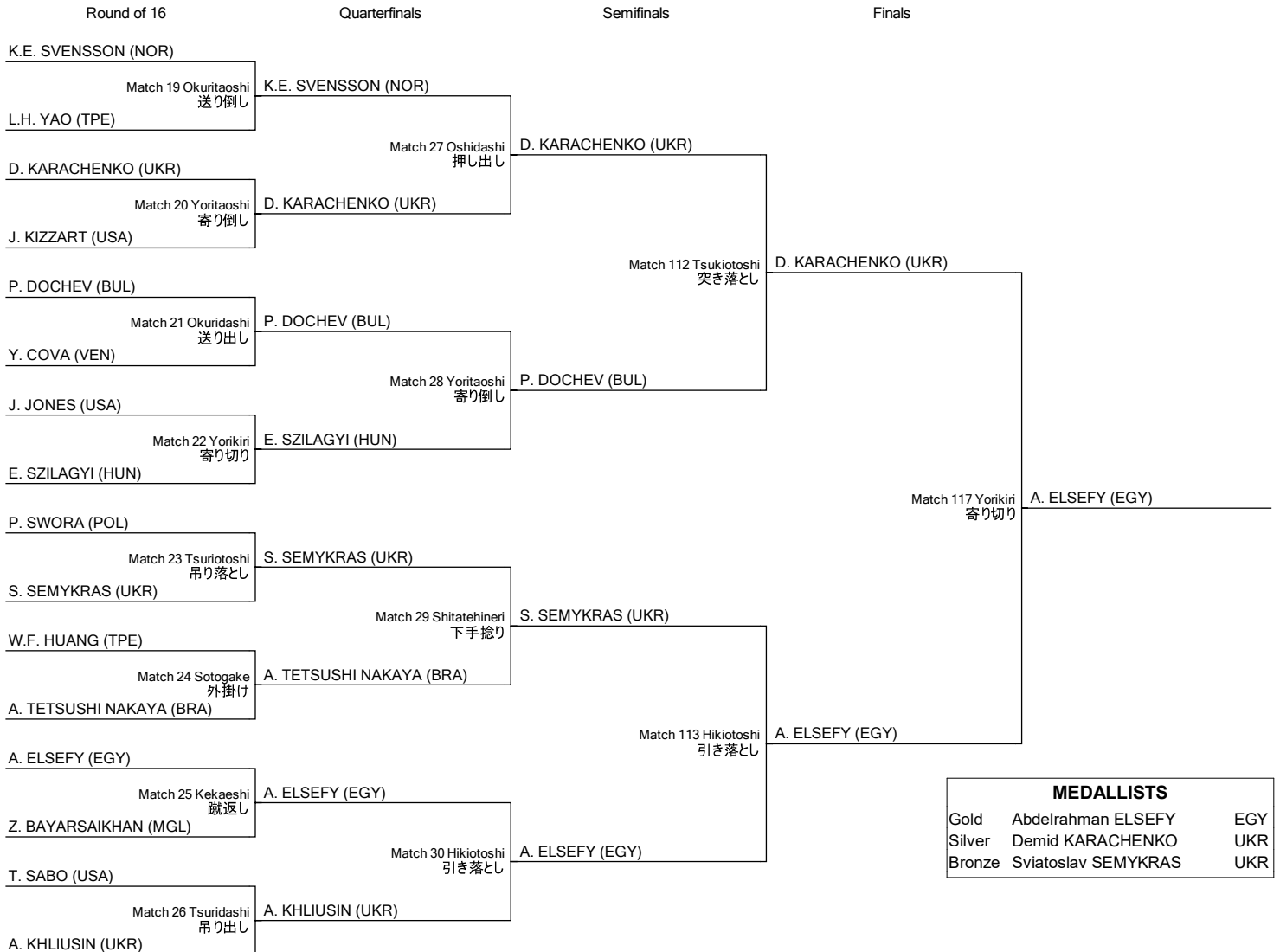
Country	Bib Number	Name	Date of Birth
BRA - Brazil	12	Alex TETSUSHI NAKAYA	1 MAR 1984
BUL - Bulgaria	5	Pencho DOCHEV	2 JUN 1990
EGY - Egypt	13	Abdelrahman ELSEFY	12 AUG 1998
HUN - Hungary	8	Erik SZILAGYI	2 FEB 2001
MGL - Mongolia	14	Zanabazar BAYARSAIKHAN	7 FEB 1990
NOR - Norway	1	Kim Erik SVENSSON	21 JUL 1992
POL - Poland	9	Patryk SWORA	24 APR 1993
TPE - Chinese Taipei	11	Wei-Fan HUANG	27 MAR 1998
	2	Lai-Hsing YAO	28 DEC 2000
UKR - Ukraine	3	Demid KARACHENKO	29 AUG 1999
	16	Anatolii KHLIUSIN	10 APR 1997
	10	Sviatoslav SEMYKRAS	2 JUL 1997
USA - United States of America	7	Justin JONES	3 SEP 1986
	4	Justin KIZZART	7 SEP 1982
	15	Trent SABO	19 SEP 1981
VEN - Venezuela	6	Yorgen COVA	19 FEB 1988





Brackets

As of SAT 9 JUL 2022



MEDALLISTS		
Gold	Abdelrahman ELSEFY	EGY
Silver	Demid KARACHENKO	UKR
Bronze	Sviatoslav SEMYKRAS	UKR

Timing and Results provided by TISSOT

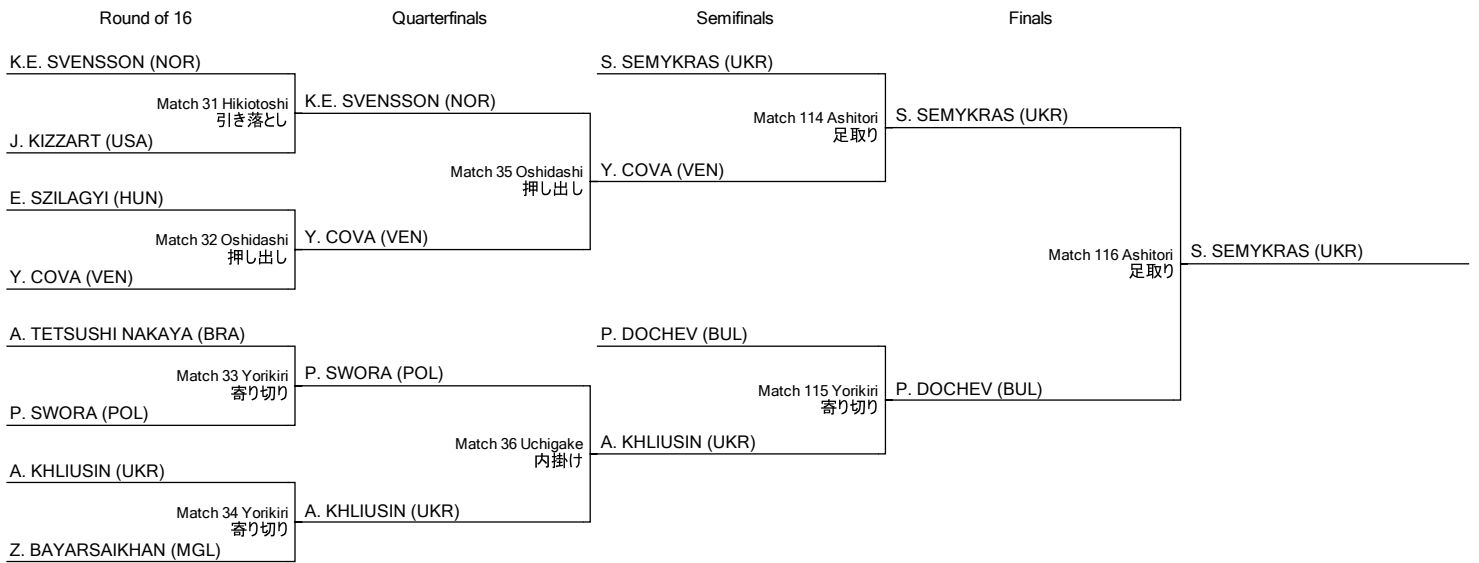





Brackets

As of SAT 9 JUL 2022

Repechage



Timing and Results provided by  TISSOT





Medallists

Medal	Name	Country
GOLD	Abdelrahman ELSEFY	EGY - Egypt
SILVER	Demid KARACHENKO	UKR - Ukraine
BRONZE	Sviatoslav SEMYKRAS	UKR - Ukraine






Sumo

Men's Middleweight





Entry List by Event

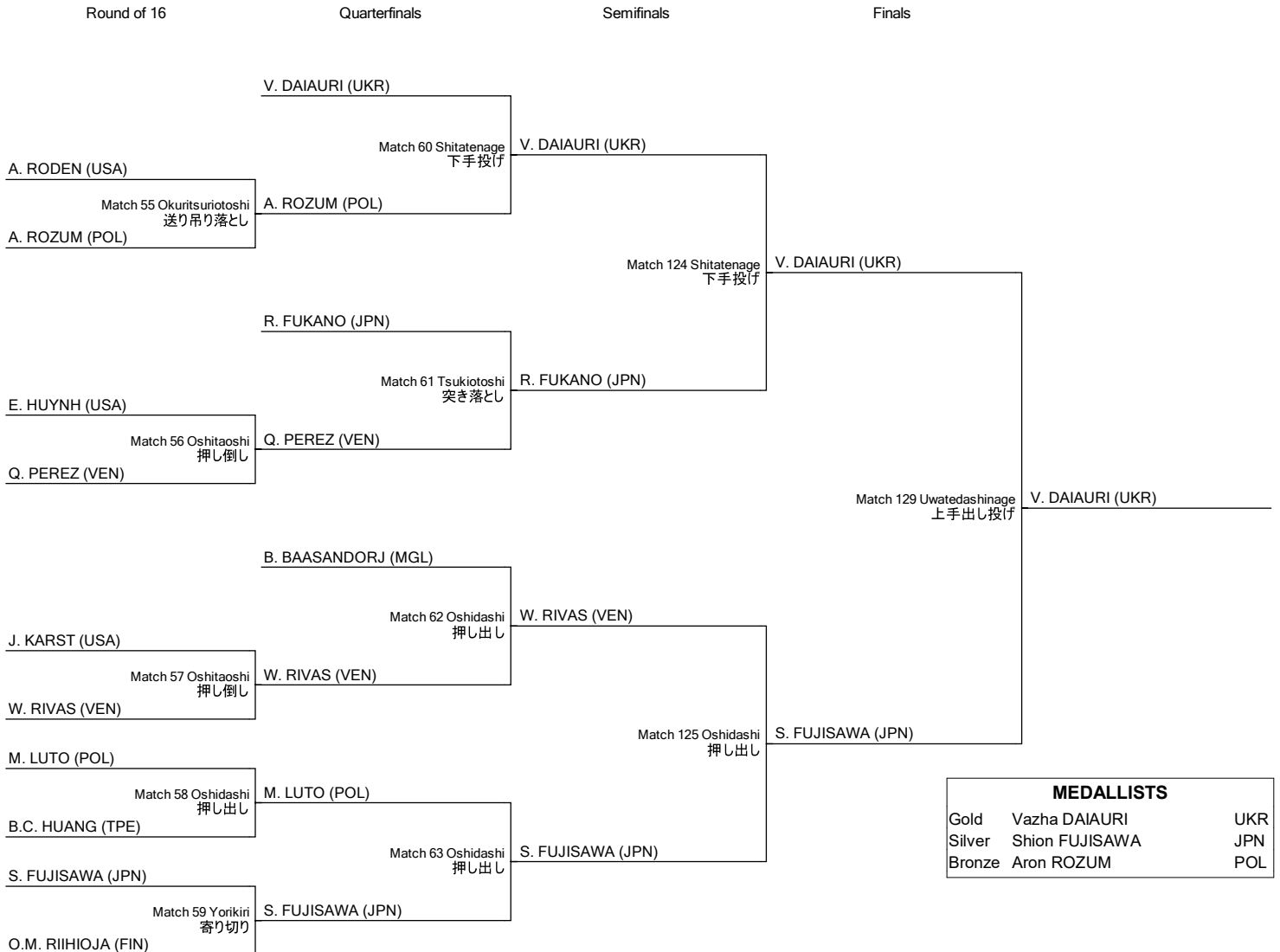
Country	Bib Number	Name	Date of Birth
FIN - Finland	16	Oskari Matti RIIHIOJA	8 DEC 1986
JPN - Japan	15	Shion FUJISAWA	31 OCT 2000
	5	Ryota FUKANO	30 JUL 1997
MGL - Mongolia	9	Badral BAASANDORJ	13 APR 1993
POL - Poland	13	Michal LUTO	18 FEB 1990
	4	Aron ROZUM	17 APR 1990
TPE - Chinese Taipei	14	Bo-Chen HUANG	1 FEB 2001
UKR - Ukraine	1	Vazha DAI AURI	23 APR 1999
USA - United States of America	7	Eric HUYNH	25 APR 1990
	11	Jordan KARST	16 FEB 1995
	3	Andrew RODEN	25 MAY 1988
VEN - Venezuela	8	Querys PEREZ	13 APR 1993
	12	Wlater RIVAS	25 DEC 1982






Brackets

As of SAT 9 JUL 2022



Timing and Results provided by  TISSOT



Greater Birmingham Convention & Visitors Bureau



REGIONS



Protective



BlueCross BlueShield of Alabama

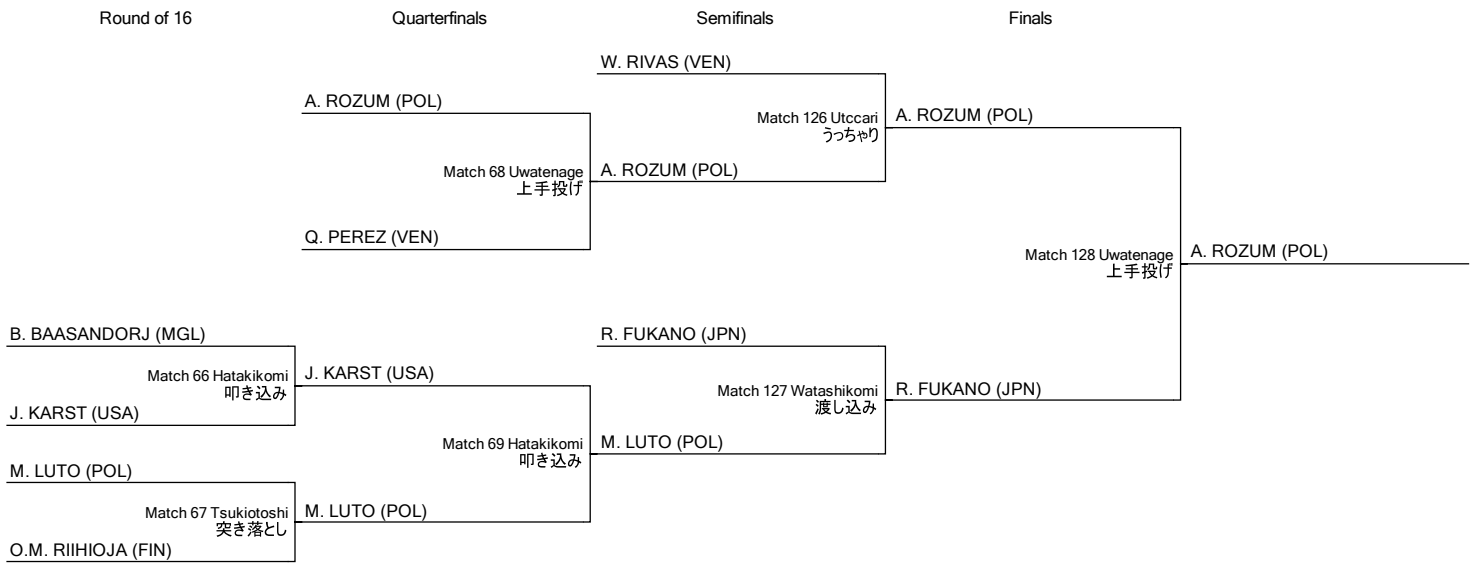





Brackets

As of SAT 9 JUL 2022

Repechage



Timing and Results provided by  TISSOT





Medallists

Medal	Name	Country
GOLD	Vazha DAIAURI	UKR - Ukraine
SILVER	Shion FUJISAWA	JPN - Japan
BRONZE	Aron ROZUM	POL - Poland






Sumo

Men's Heavyweight





Entry List by Event

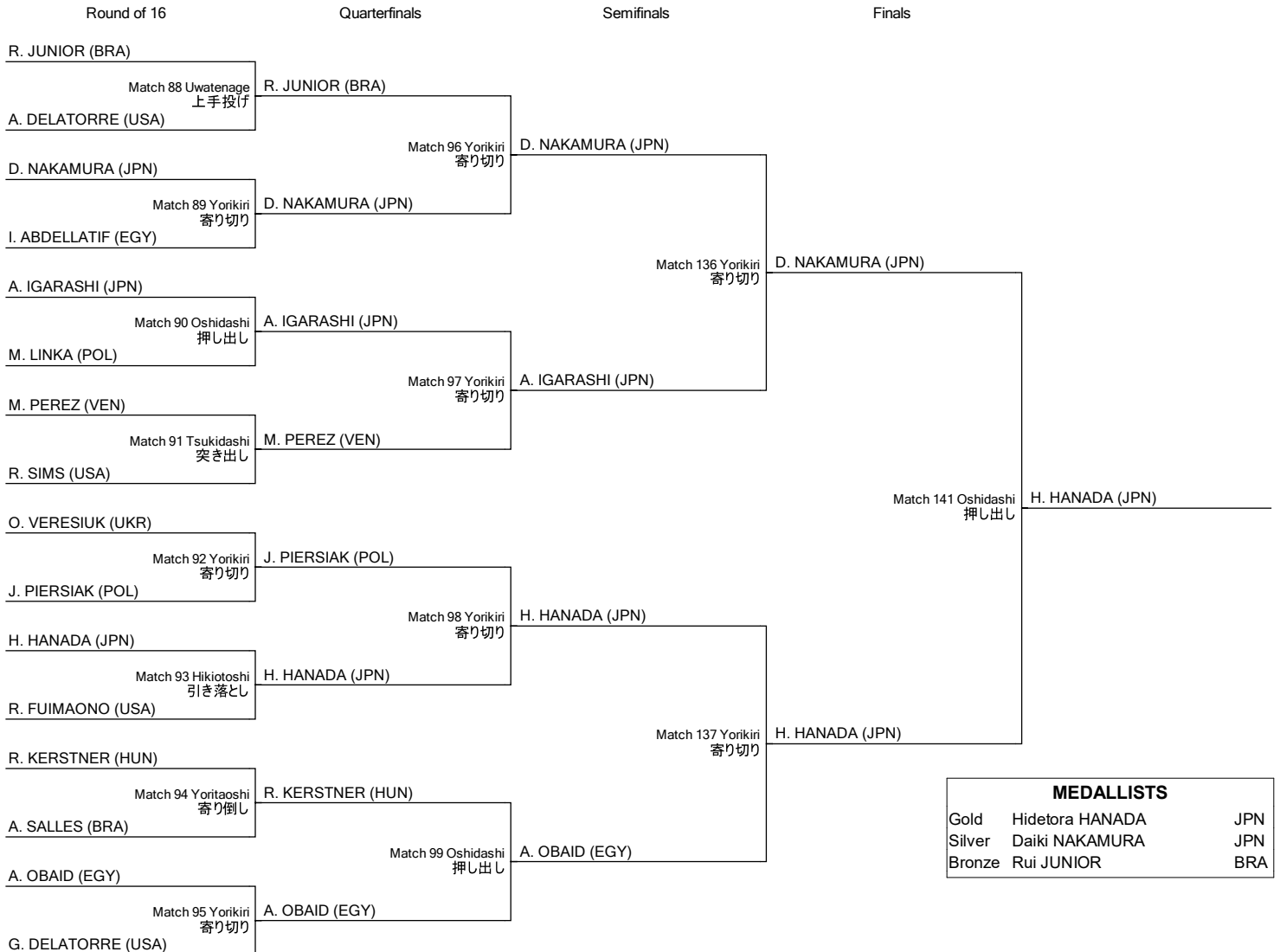
Country	Bib Number	Name	Date of Birth
BRA - Brazil	1	Rui JUNIOR	26 FEB 1994
	14	Alysson SALLES	28 JUL 1995
EGY - Egypt	4	Ibrahim ABDELLATIF	5 MAY 1997
	15	Abdelrahman OBAID	21 APR 1997
HUN - Hungary	13	Robert KERSTNER	23 MAY 1993
JPN - Japan	11	Hidetora HANADA	30 OCT 2001
	5	Atsushi IGARASHI	22 JUL 1988
	3	Daiki NAKAMURA	7 JUN 2000
POL - Poland	6	Mateusz LINKA	18 APR 1994
	10	Jacek PIERSIAK	20 JUN 1988
UKR - Ukraine	9	Oleksandr VERESIUK	11 MAR 1989
USA - United States of America	2	Angel DELATORRE	5 DEC 1997
	16	Gilberto DELATORRE	23 SEP 1989
	12	Robert FUIMAONO	11 FEB 1991
	8	Roy SIMS	13 JAN 1982
VEN - Venezuela	7	Moises PEREZ	2 NOV 1994






Brackets

As of SAT 9 JUL 2022



Timing and Results provided by 

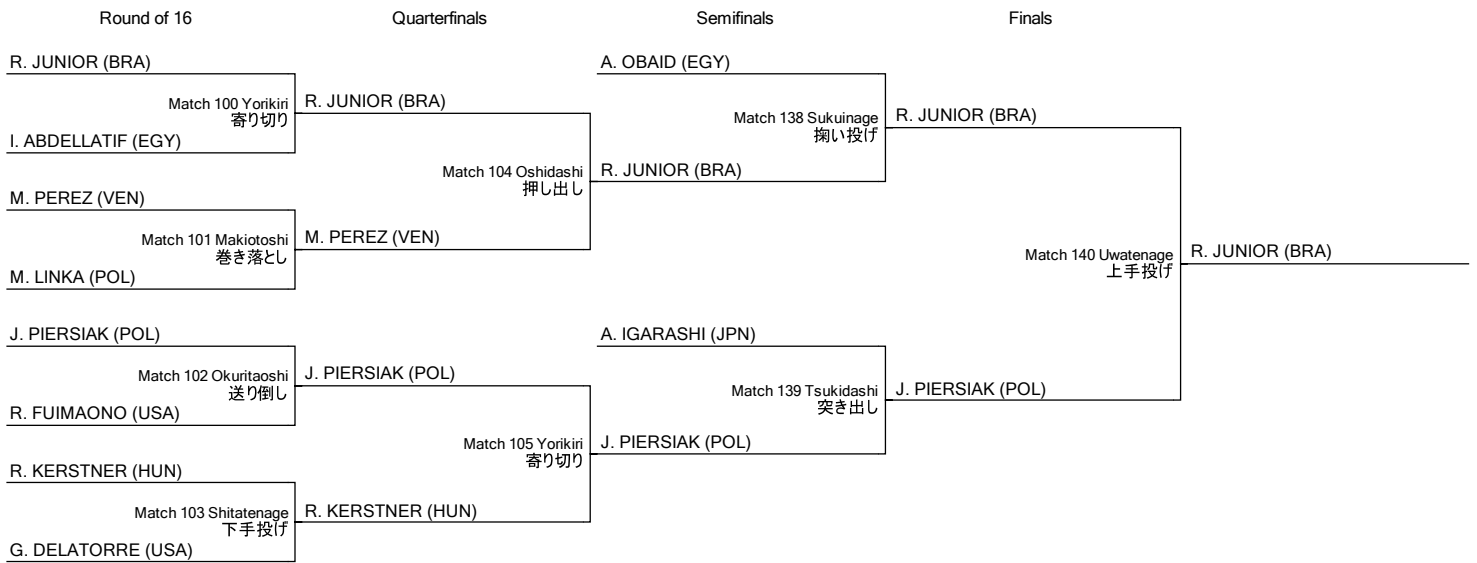





Brackets

As of SAT 9 JUL 2022

Repechage



Timing and Results provided by  TISSOT

SUMMHEAVY-----_C75 6.0

Report Created SAT 9 JUL 2022 22:40

Page 2 / 2





Medallists

Medal	Name	Country
GOLD	Hidetora HANADA	JPN - Japan
SILVER	Daiki NAKAMURA	JPN - Japan
BRONZE	Rui JUNIOR	BRA - Brazil

Timing and Results provided by  TISSOT





Sumo

Men's Open Weight





Entry List by Event

Country	Bib Number	Name	Date of Birth
BRA - Brazil	47	Rui JUNIOR	26 FEB 1994
	21	Alysson SALLES	28 JUL 1995
	53	Alex TETSUSHI NAKAYA	1 MAR 1984
BUL - Bulgaria	28	Pencho DOCHEV	2 JUN 1990
EGY - Egypt	40	Ibrahim ABDELLATIF	5 MAY 1997
	13	Mohamed ELMAHDY	9 NOV 2000
	27	Abdelrahman ELSEFY	12 AUG 1998
	56	Hossam MISBAH	1 JAN 1990
	41	Abdelrahman OBAID	21 APR 1997
FIN - Finland	9	Oskari Matti RIIHIOJA	8 DEC 1986
HUN - Hungary	51	Robert KERSTNER	23 MAY 1993
	25	Erik SZILAGYI	2 FEB 2001
JPN - Japan	1	Shion FUJISAWA	31 OCT 2000
	35	Ryota FUKANO	30 JUL 1997
	44	Hidetora HANADA	30 OCT 2001
	64	Atsushi IGARASHI	22 JUL 1988
	24	Daiki NAKAMURA	7 JUN 2000
MGL - Mongolia	33	Badral BAASANDORJ	13 APR 1993
	4	Zanabazar BAYARSAIKHAN	7 FEB 1990
	57	Mendsaikhan TSOGT-ERDENE	3 FEB 1998
NOR - Norway	8	Kim Erik SVENSSON	21 JUL 1992
POL - Poland	39	Mateusz LINKA	18 APR 1994
	61	Michal LUTO	18 FEB 1990
	5	Jacek PIERSIAK	20 JUN 1988
	16	Aron ROZUM	17 APR 1990
	29	Patryk SWORA	24 APR 1993
TPE - Chinese Taipei	31	Bo-Chen HUANG	1 FEB 2001
	15	Wei-Fan HUANG	27 MAR 1998
	37	Lai-Hsing YAO	28 DEC 2000

Timing and Results provided by  TISSOT





Entry List by Event

Country	Bib Number	Name	Date of Birth
UKR - Ukraine	59	Vazha DAI AURI	23 APR 1999
	48	Demid KARACHENKO	29 AUG 1999
	55	Anatolii KHLIUSIN	10 APR 1997
	19	Sviatoslav SEMYKRAS	2 JUL 1997
	11	Oleksandr VERESIUK	11 MAR 1989
USA - United States of America	7	Angel DELATORRE	5 DEC 1997
	23	Gilberto DELATORRE	23 SEP 1989
	52	Robert FUIMAONO	11 FEB 1991
	63	Eric HUYNH	25 APR 1990
	36	Justin JONES	3 SEP 1986
	43	Jordan KARST	16 FEB 1995
	60	Justin KIZZART	7 SEP 1982
	12	Andrew RODEN	25 MAY 1988
	32	Trent SABO	19 SEP 1981
	17	Roy SIMS	13 JAN 1982
VEN - Venezuela	3	Yorgen COVA	19 FEB 1988
	20	Moises PEREZ	2 NOV 1994
	45	Querys PEREZ	13 APR 1993
	49	Wlater RIVAS	25 DEC 1982

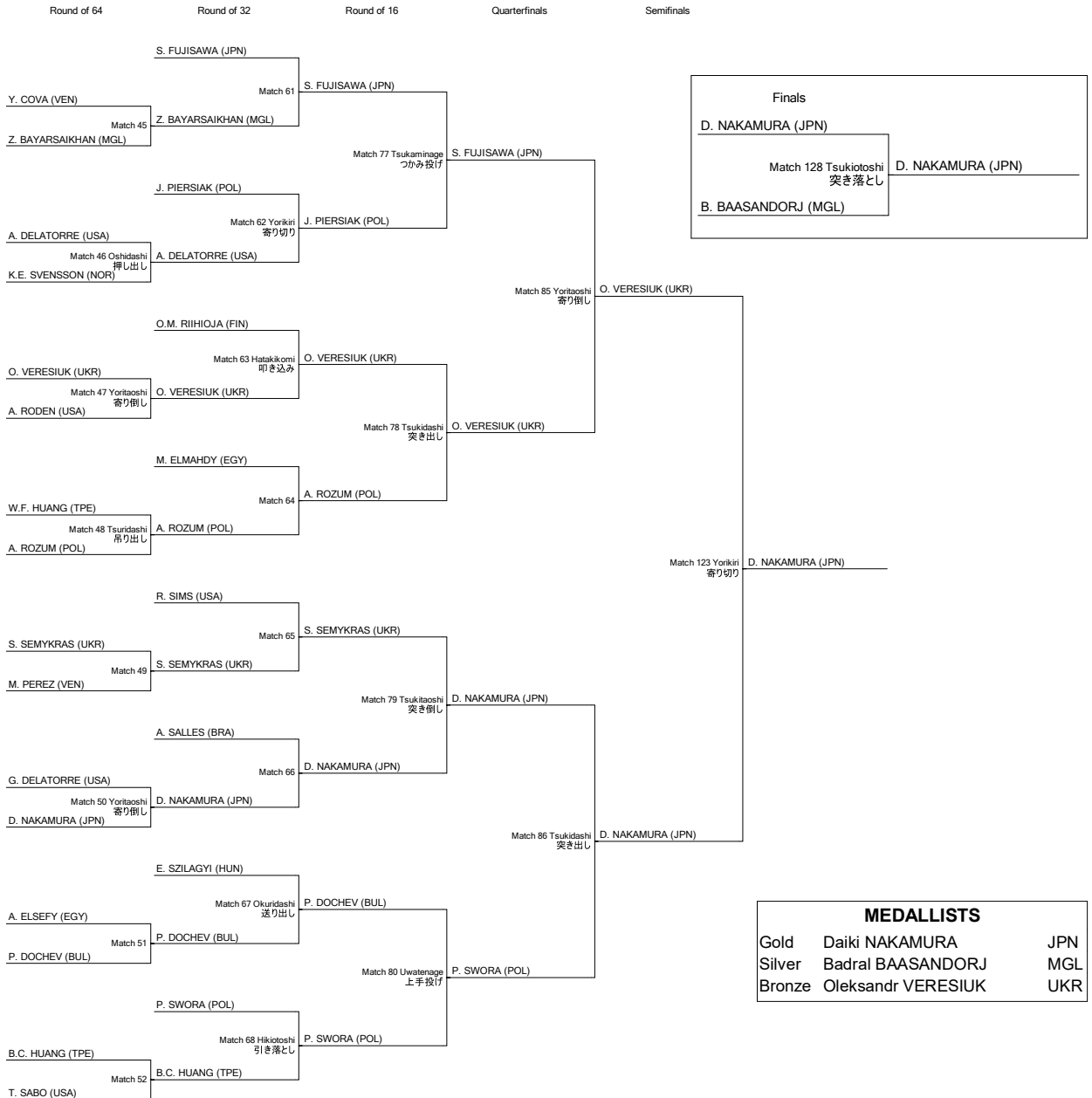




Brackets

As of SUN 10 JUL 2022

Winner Bracket




Timing and Results provided by TISSOT




Brackets

As of SUN 10 JUL 2022

Winner Bracket

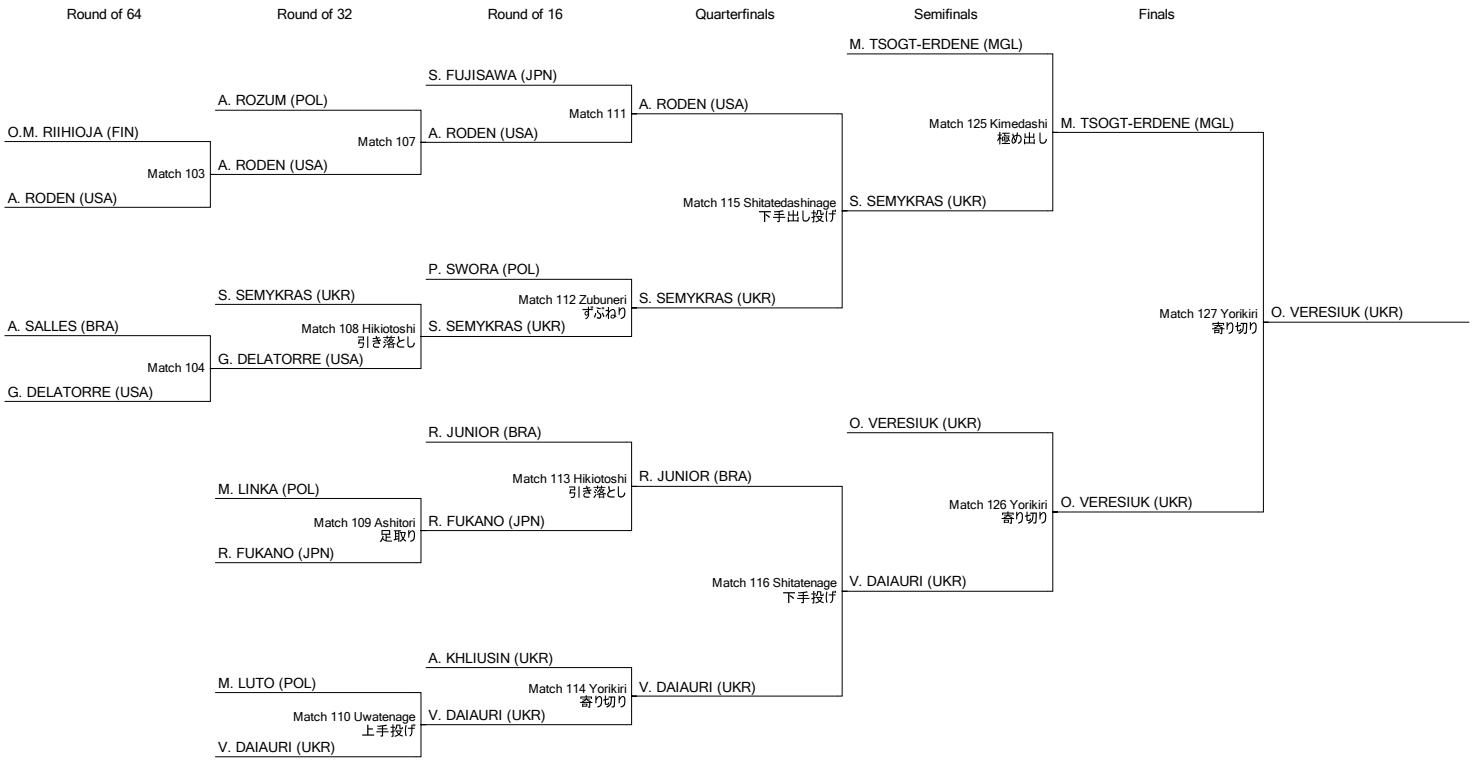



Timing and Results provided by  TISSOT



Brackets

As of SUN 10 JUL 2022
Repechage



Timing and Results provided by  TISSOT



Medallists

Medal	Name	Country
GOLD	Daiki NAKAMURA	JPN - Japan
SILVER	Badral BAASANDORJ	MGL - Mongolia
BRONZE	Oleksandr VERESIUK	UKR - Ukraine





Sumo

Women's Lightweight





Entry List by Event

Country	Bib Number	Name	Date of Birth
ARG - Argentina	15	Moira SANTILLAN	7 FEB 1991
BRA - Brazil	14	Luciana MONTGOMERY WATANABE HIGUCHI	2 APR 1985
EST - Estonia	7	Eva-Maria RAUDSEPP	13 OCT 2004
GER - Germany	9	Stephanie STEINMETZ	19 OCT 1988
JPN - Japan	13	Yuka OKUTOMI	7 JUL 1998
	4	Miku YAMANAKA	5 DEC 1993
MGL - Mongolia	11	Otgonchimeg PUREVJARGAL	18 SEP 1994
NOR - Norway	2	Sofie JORGENSEN	30 JAN 1988
POL - Poland	8	Lena ANDRZEJAK	3 OCT 2003
	12	Magdalena MACIOS	28 MAY 1990
	1	Aleksandra ROZUM	4 JUL 1998
TPE - Chinese Taipei	3	Mai-Shang NI-KA-LE	31 OCT 2002
UKR - Ukraine	5	Alina DUZHENKO	12 JAN 1985
USA - United States of America	6	Ketzel JEFFERSON-VANDUSEN	6 DEC 1994
	16	Liesel RICKHOFF	5 APR 1987
	10	Elizabeth SALAZAR	19 JUN 1989

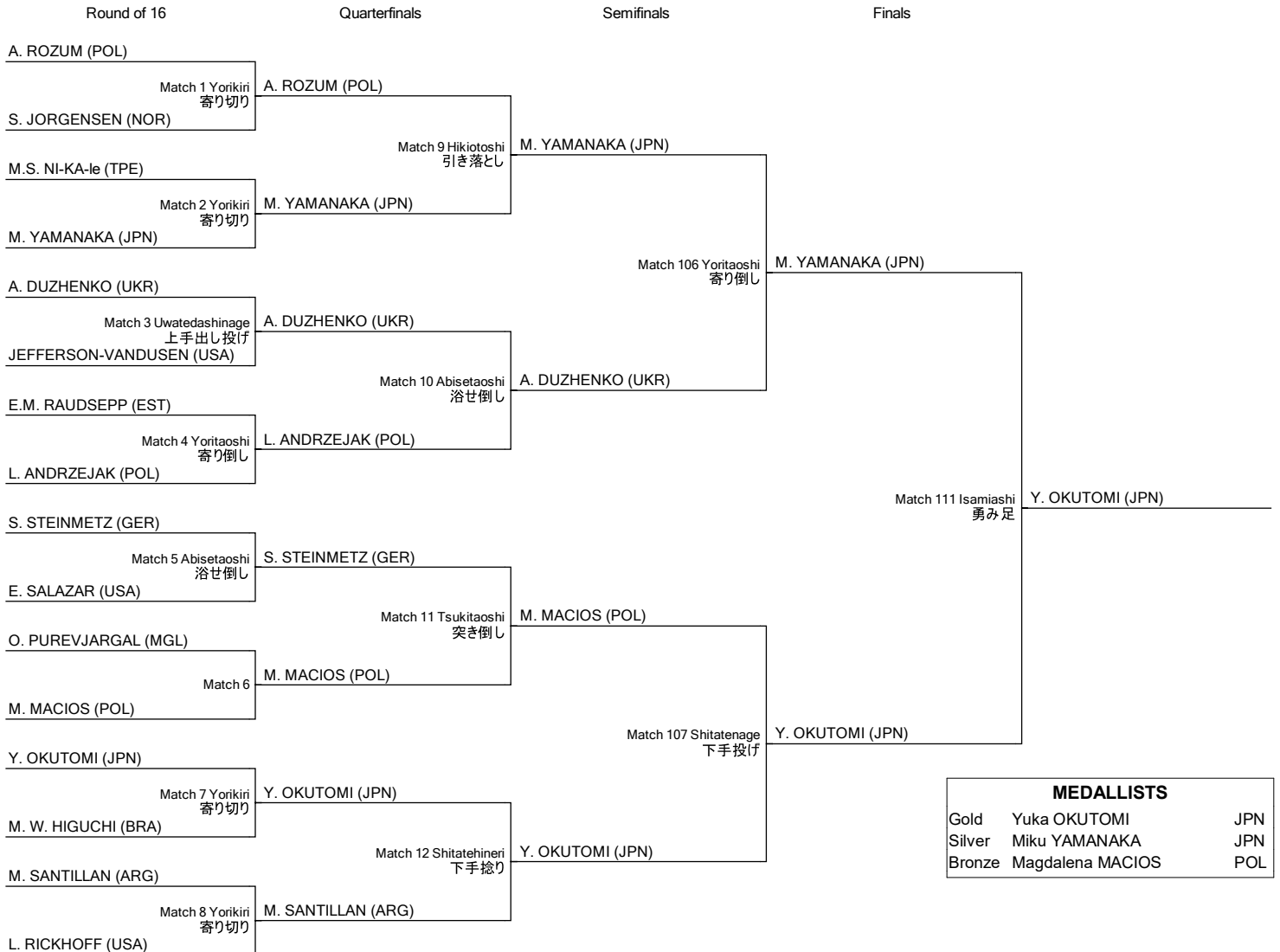
Timing and Results provided by  TISSOT






Brackets

As of SAT 9 JUL 2022



MEDALLISTS		
Gold	Yuka OKUTOMI	JPN
Silver	Miku YAMANAKA	JPN
Bronze	Magdalena MACIOS	POL

Timing and Results provided by 

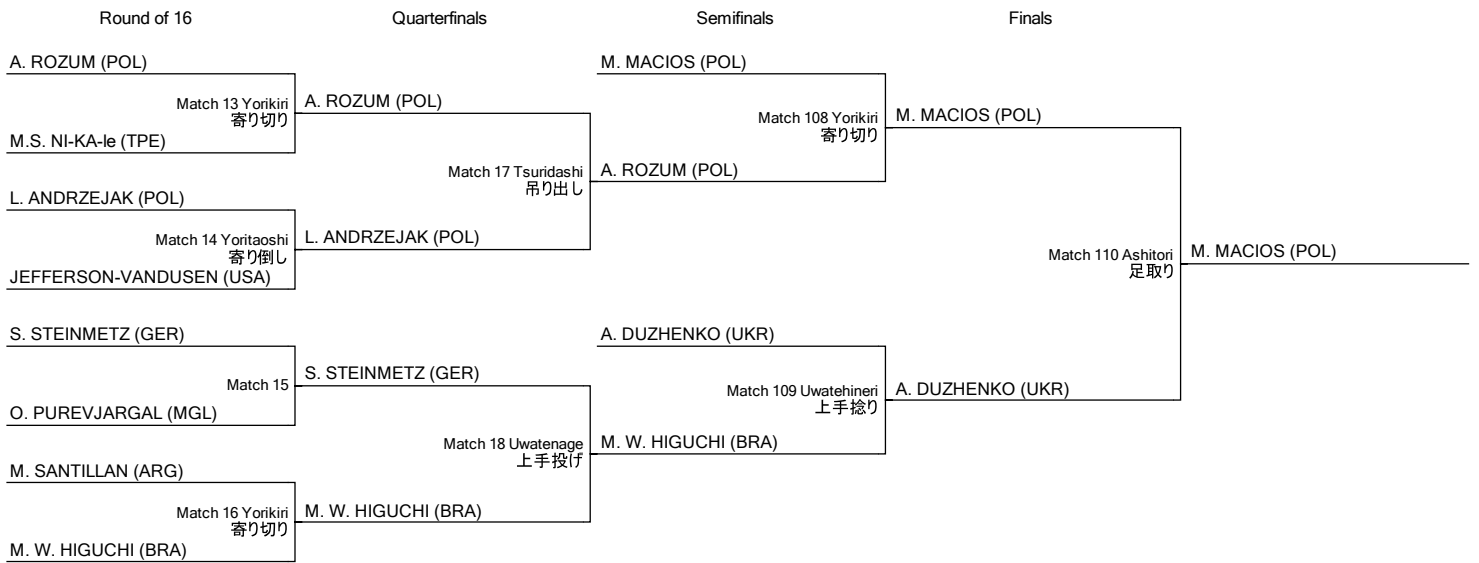





Brackets

As of SAT 9 JUL 2022

Repechage



Timing and Results provided by  TISSOT





Medallists

Medal	Name	Country
GOLD	Yuka OKUTOMI	JPN - Japan
SILVER	Miku YAMANAKA	JPN - Japan
BRONZE	Magdalena MACIOS	POL - Poland

Timing and Results provided by  TISSOT





Sumo

Women's Middleweight





Entry List by Event

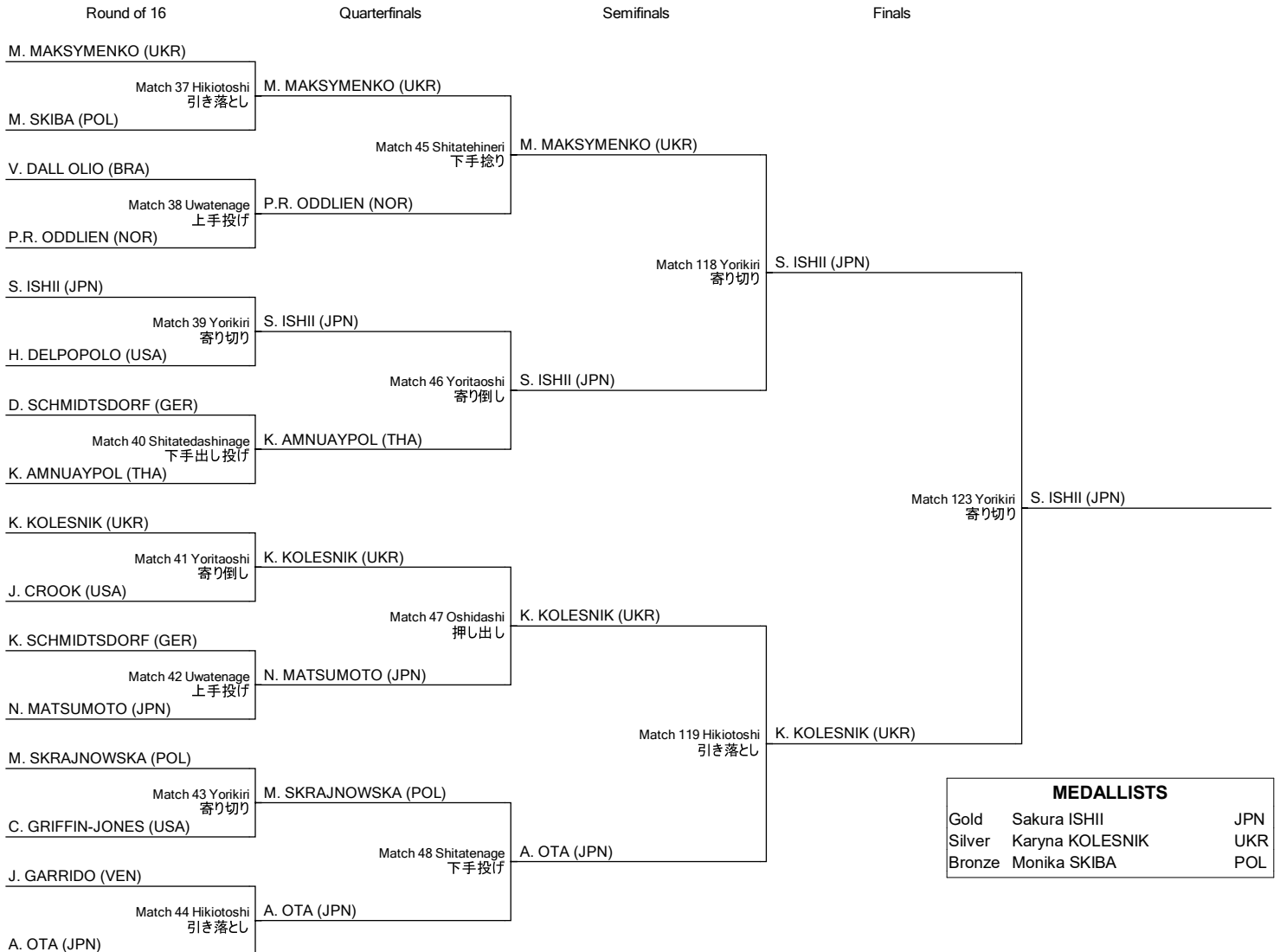
Country	Bib Number	Name	Date of Birth
BRA - Brazil	3	Valeria DALL OLIO	29 MAY 1983
GER - Germany	7	Daniela SCHMIDTSDORF	15 OCT 1976
	11	Kerstin SCHMIDTSDORF	26 OCT 1977
JPN - Japan	5	Sakura ISHII	13 JAN 2005
	12	Nagisa MATSUMOTO	20 AUG 1999
	16	Asano OTA	7 APR 1986
NOR - Norway	4	Pernille Rojahn ODDLIEN	2 FEB 1998
POL - Poland	2	Monika SKIBA	8 APR 1988
	13	Magda SKRAJNOWSKA	29 DEC 1998
THA - Thailand	8	Kamonchanok AMNUAYPOL	20 APR 1992
UKR - Ukraine	9	Karyna KOLESNIK	1 JAN 2000
	1	Maryna MAKSYMENKO	24 MAR 1988
USA - United States of America	10	Jenni CROOK	19 APR 1972
	6	Helen DELPOPOLO	5 DEC 1992
	14	Christina GRIFFIN-JONES	14 AUG 1987
VEN - Venezuela	15	Johana GARRIDO	23 DEC 1999






Brackets

As of SAT 9 JUL 2022



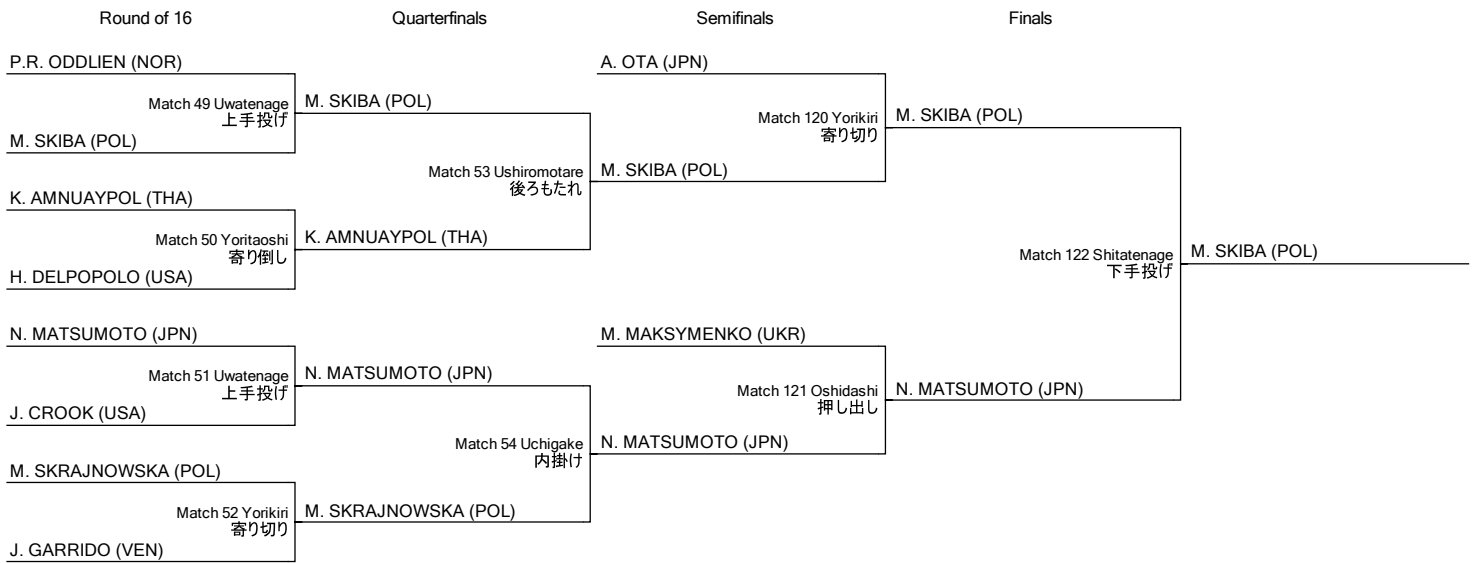
Timing and Results provided by 




Brackets

As of SAT 9 JUL 2022

Repechage



Timing and Results provided by  TISSOT





Medallists

Medal	Name	Country
GOLD	Sakura ISHII	JPN - Japan
SILVER	Karyna KOLESNIK	UKR - Ukraine
BRONZE	Monika SKIBA	POL - Poland






Sumo

Women's Heavyweight





Entry List by Event

Country	Bib Number	Name	Date of Birth
BRA - Brazil	10	Fernanda PELEGRINI	29 OCT 1978
GER - Germany	8	Anika SCHULZE	7 APR 1984
JPN - Japan	2	Airi HISANO	22 FEB 1999
	13	Hiyori KON	21 AUG 1997
MGL - Mongolia	5	Tuvshinjargal BUM-ERDENE	26 OCT 1999
	14	Zoljargal DAGVADORJ	10 MAY 1992
THA - Thailand	15	Viparat VITUTEERASAN	17 AUG 1993
TPE - Chinese Taipei	11	Pei-Yu SUN	29 APR 1992
	3	Ting YU	18 SEP 1990
UKR - Ukraine	9	Ivanna BEREZOVSKA	19 JAN 1991
	6	Viktoriiia TSARUK	16 NOV 1985
	1	Svitlana YAROMKA	9 APR 1989
USA - United States of America	16	Eros ARMSTRONG	28 AUG 1988
	4	Kellyann Au BALL	17 JUL 1993
	7	Yaleidy GALINDO	7 NOV 1983
VEN - Venezuela	12	Esmeralda CEDENO	2 MAR 2001

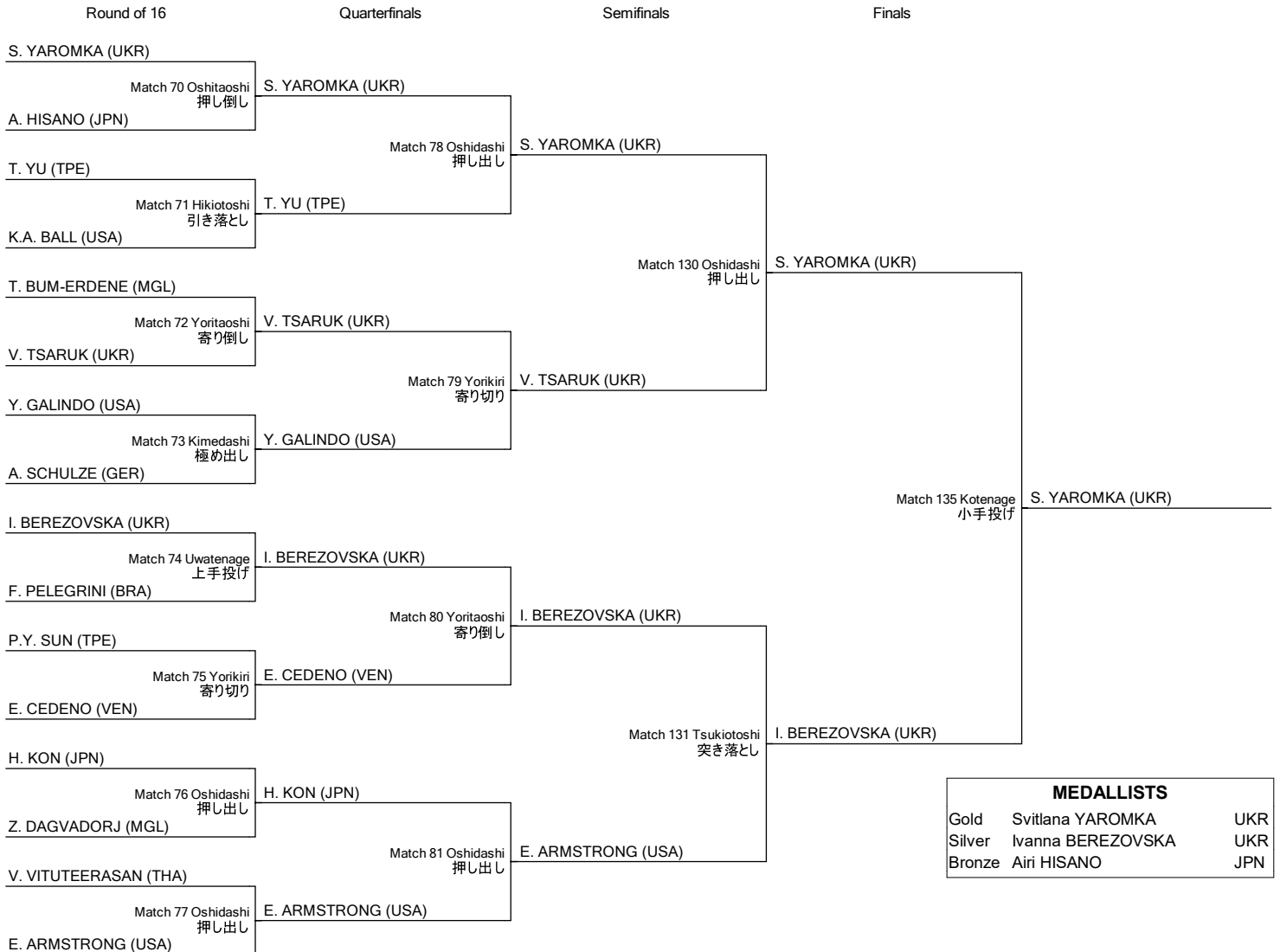
Timing and Results provided by  **TISSOT**






Brackets

As of SAT 9 JUL 2022



Timing and Results provided by  TISSOT

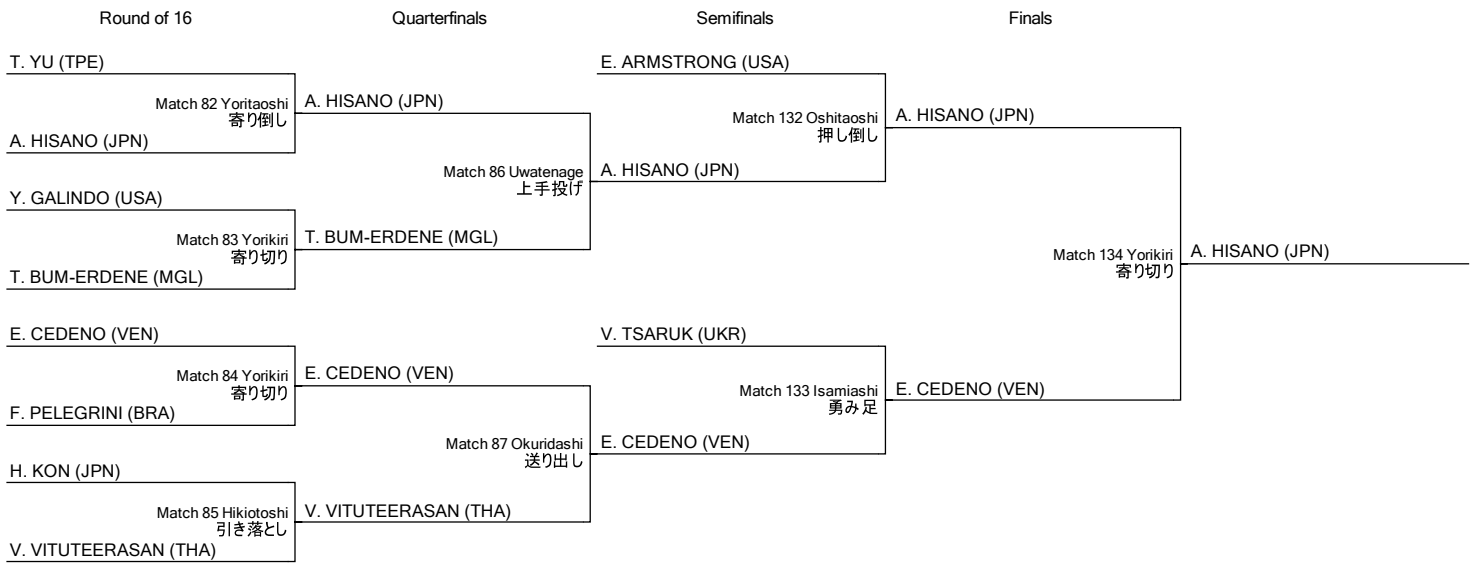





Brackets

As of SAT 9 JUL 2022

Repechage



Timing and Results provided by  TISSOT

SUMWHEAVY-----_C75 5.0

Report Created SAT 9 JUL 2022 22:40

Page 2 / 2



BIRMINGHAM

Greater Birmingham Convention & Visitors Bureau



REGIONS



Protective



BlueCross BlueShield of Alabama





Medallists

Medal	Name	Country
GOLD	Svitlana YAROMKA	UKR - Ukraine
SILVER	Ivanna BEREZOVSKA	UKR - Ukraine
BRONZE	Airi HISANO	JPN - Japan






Sumo

Women's Open Weight





Entry List by Event

Country	Bib Number	Name	Date of Birth
ARG - Argentina	40	Moira SANTILLAN	7 FEB 1991
BRA - Brazil	57	Valeria DALL OLIO	29 MAY 1983
	17	Luciana MONTGOMERY WATANABE HIGUCHI	2 APR 1985
	4	Fernanda PELEGRINI	29 OCT 1978
EST - Estonia	43	Eva-Maria RAUDSEPP	13 OCT 2004
GER - Germany	59	Daniela SCHMIDTSDORF	15 OCT 1976
	9	Kerstin SCHMIDTSDORF	26 OCT 1977
	41	Anika SCHULZE	7 APR 1984
	21	Stephanie STEINMETZ	19 OCT 1988
JPN - Japan	13	Airi HISANO	22 FEB 1999
	53	Sakura ISHII	13 JAN 2005
	47	Hiyori KON	21 AUG 1997
	27	Nagisa MATSUMOTO	20 AUG 1999
	63	Yuka OKUTOMI	7 JUL 1998
	3	Asano OTA	7 APR 1986
	39	Miku YAMANAKA	5 DEC 1993
MGL - Mongolia	23	Tuvshinjargal BUM-ERDENE	26 OCT 1999
	56	Zoljargal DAGVADORJ	10 MAY 1992
	7	Otgonchimeg PUREVJARGAL	18 SEP 1994
NOR - Norway	12	Sofie JORGENSEN	30 JAN 1988
	45	Pernille Rojahn ODDLIEN	2 FEB 1998
POL - Poland	24	Lena ANDRZEJAK	3 OCT 2003
	28	Magdalena MACIOS	28 MAY 1990
	37	Aleksandra ROZUM	4 JUL 1998
	15	Monika SKIBA	8 APR 1988
	52	Magda SKRAJNOWSKA	29 DEC 1998
THA - Thailand	5	Kamonchanok AMNUAYPOL	20 APR 1992
	55	Viparat VITUTEERASAN	17 AUG 1993
TPE - Chinese Taipei	64	Mai-Shang NI-KA-LE	31 OCT 2002
	32	Pei-Yu SUN	29 APR 1992
	33	Ting YU	18 SEP 1990

Timing and Results provided by  TISSOT





Entry List by Event

Country	Bib Number	Name	Date of Birth
UKR - Ukraine	8	Ivanna BEREZOVSKA	19 JAN 1991
	36	Alina DUZHENKO	12 JAN 1985
	20	Karyna KOLESNIK	1 JAN 2000
	60	Maryna MAKSYMENKO	24 MAR 1988
	31	Viktoriia TSARUK	16 NOV 1985
	49	Svitlana YAROMKA	9 APR 1989
USA - United States of America	48	Eros ARMSTRONG	28 AUG 1988
	29	Kellyann Au BALL	17 JUL 1993
	19	Jenni CROOK	19 APR 1972
	61	Helen DELPOPOLO	5 DEC 1992
	1	Yaleidy GALINDO	7 NOV 1983
	16	Christina GRIFFIN-JONES	14 AUG 1987
	35	Ketzel JEFFERSON-VANDUSEN	6 DEC 1994
	11	Liesel RICKHOFF	5 APR 1987
	51	Elizabeth SALAZAR	19 JUN 1989
VEN - Venezuela	44	Esmeralda CEDENO	2 MAR 2001
	25	Johana GARRIDO	23 DEC 1999





Brackets

As of SUN 10 JUL 2022

Winner Bracket




Timing and Results provided by TISSOT




Brackets

As of SUN 10 JUL 2022

Winner Bracket

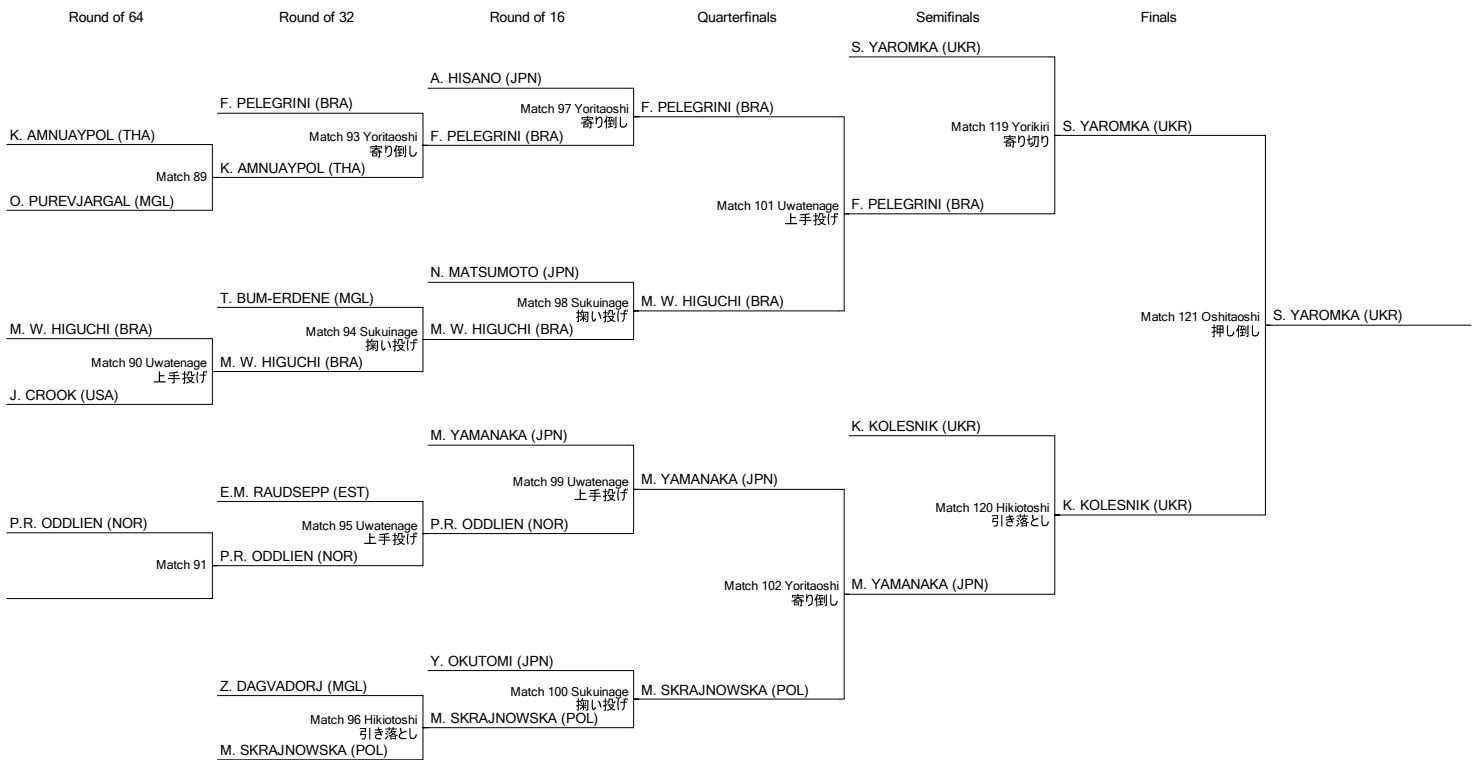



Timing and Results provided by  TISSOT



Brackets

As of SUN 10 JUL 2022
Repechage



Timing and Results provided by  TISSOT





Medallists

Medal	Name	Country
GOLD	Ivanna BEREZOVSKA	UKR - Ukraine
SILVER	Hiyori KON	JPN - Japan
BRONZE	Svitlana YAROMKA	UKR - Ukraine



RESULTS BOOK



Trampoline Gymnastics





41	Trampoline Gymnastics	3750
41.1	Table of Contents	3751
41.2	Competition Schedule	3754
41.3	Number of Entries by Country	3755
41.4	Entry List by Country	3756
41.4.1	Entry List by Country Men	3756
41.4.2	Entry List by Country Women	3758
41.5	Medallists by Event	3760
41.6	Medal Standings	3761
41.7	Men's Tumbling	3762
41.7.1	Medallists	3763
41.7.2	Final 2	3764
41.7.2.1	Start List	3764
41.7.2.2	Judges Assignments	3765
41.7.2.3	Results	3766
41.7.3	Final 1	3767
41.7.3.1	Start List	3767
41.7.3.2	Judges Assignments	3768
41.7.3.3	Results	3769
41.7.4	Qualification	3770
41.7.4.1	Start List	3770
41.7.4.2	Judges Assignments	3771
41.7.4.3	Results	3772
41.8	Men's Double Mini-Trampoline	3773
41.8.1	Medallists	3774
41.8.2	Final 2	3775
41.8.2.1	Start List	3775
41.8.2.2	Judges Assignments	3776
41.8.2.3	Results	3777
41.8.3	Final 1	3778
41.8.3.1	Start List	3778
41.8.3.2	Judges Assignments	3779
41.8.3.3	Results	3780
41.8.3.4	Tie Break Report	3781
41.8.4	Qualification	3782
41.8.4.1	Start List	3782
41.8.4.2	Judges Assignments	3783

41.8.4.3	Results	3784
41.9	Women's Tumbling	3785
41.9.1	Medallists	3786
41.9.2	Final 2	3787
41.9.2.1	Start List	3787
41.9.2.2	Judges Assignments	3788
41.9.2.3	Results	3789
41.9.3	Final 1	3790
41.9.3.1	Start List	3790
41.9.3.2	Judges Assignments	3791
41.9.3.3	Results	3792
41.9.4	Qualification	3793
41.9.4.1	Start List	3793
41.9.4.2	Judges Assignments	3794
41.9.4.3	Results	3795
41.10	Women's Double Mini-Trampoline	3796
41.10.1	Medallists	3797
41.10.2	Final 2	3798
41.10.2.1	Start List	3798
41.10.2.2	Judges Assignments	3799
41.10.2.3	Results	3800
41.10.3	Final 1	3801
41.10.3.1	Start List	3801
41.10.3.2	Judges Assignments	3802
41.10.3.3	Results	3803
41.10.4	Qualification	3804
41.10.4.1	Start List	3804
41.10.4.2	Judges Assignments	3805
41.10.4.3	Results	3806
41.10.4.4	Tie Break Report	3807



Competition Schedule


As of THU 14 JUL 2022

Date	Start Time	Estimated Finish Time	Event	Details
FRI 15 JUL	16:10	16:50	Men's Double Mini-Trampoline	Qualification
	20:10	20:26	Men's Double Mini-Trampoline	Final 1
	20:26	20:34	Men's Double Mini-Trampoline	Final 2
SAT 16 JUL	15:00	15:40	Women's Tumbling	Qualification
	19:30	19:46	Women's Tumbling	Final 1
	19:46	19:54	Women's Tumbling	Final 2
SUN 17 JUL	09:00	09:40	Women's Double Mini-Trampoline	Qualification
	10:25	11:05	Men's Tumbling	Qualification
	11:50	12:06	Women's Double Mini-Trampoline	Final 1
	12:06	12:14	Women's Double Mini-Trampoline	Final 2
	13:04	13:20	Men's Tumbling	Final 1
	13:20	13:28	Men's Tumbling	Final 2

Note:
Please check online for more details and the latest updates.

Timing and Results provided by  **TISSOT**






Number of Entries by Country

As of THU 14 JUL 2022

Country	Number of Gymnasts		
	Men	Women	Total
ARG - Argentina	1	1	2
AUS - Australia	1	2	3
BEL - Belgium	1		1
CAN - Canada	2	2	4
DEN - Denmark	1	1	2
ESP - Spain	1	1	2
FRA - France	1	1	2
GBR - Great Britain	2	2	4
GER - Germany	1	1	2
JPN - Japan	2	1	3
NED - Netherlands	1		1
NZL - New Zealand		1	1
POL - Poland		1	1
POR - Portugal	2	2	4
SWE - Sweden	1	1	2
UKR - Ukraine	1	1	2
USA - United States	2	2	4
Total: 17	20	20	40






Entry List by Country

Country	Name	FIG Licence Number	Event Code	Date of Birth
ARG - Argentina	CURY Federico	16308	D	22 MAY 1996
AUS - Australia	McGUINNESS Ethan	45489	T	8 MAR 2001
BEL - Belgium	DHOOP Sam	41747	T	9 AUG 2001
CAN - Canada	LUPISH Kieran	41126	D	27 JUN 2003
	THOMPSON Justin	55539	T	6 JAN 2003
DEN - Denmark	STEFFENSEN Rasmus	33564	T	8 MAY 1999
ESP - Spain	FRANCO David	24205	D	13 OCT 2002
FRA - France	DURIEZ Axel	41622	T	30 MAR 2005
GBR - Great Britain	AIKEREMIOKHA Omo	41071	D	28 APR 2005
	PADDOCK Jaydon	24482	T	8 JUL 2001
GER - Germany	SCHMIDT Daniel	6264	D	14 MAY 1991
JPN - Japan	MATAYOSHI Kento	21671	T	12 SEP 2000
	TANIGUCHI Ryohei	23894	D	23 JUN 1995
NED - Netherlands	ABRAHAMS Michael	24381	D	25 MAR 2001
POR - Portugal	PALMA Andre	42718	T	14 JUN 2003
	SAMPAIO ROMAO Tiago	18168	D	25 FEB 1999
SWE - Sweden	NORDFORS Jonas	6632	D	26 NOV 1992

Timing and Results provided by  TISSOT






Entry List by Country

Country	Name	FIG Licence Number	Event Code	Date of Birth
UKR - Ukraine				
	VOITIV Vitalii	42703	T	22 DEC 2000
USA - United States of America				
	BROWN Kaden	30249	T	25 JUL 2001
	PADILLA Ruben	30397	D	5 JAN 2001

Legend:
D Double-Mini **I** Individual **S** Synchronized **T** Tumbling

Timing and Results provided by  **TISSOT**






Entry List by Country

Country	Name	FIG Licence Number	Event Code	Date of Birth
ARG - Argentina	MALDONADO Lucila	20109	D	1 MAR 2000
AUS - Australia	CAUCHI Breannah	43023	T	7 JUL 2005
	ROBINSON Cheyanna	45491	D	24 AUG 1999
CAN - Canada	FLYNN Gabriella	49187	D	17 JAN 2001
	PILLINGER Taylor	46318	T	5 APR 2003
DEN - Denmark	OERSKOV Sara	19912	T	6 APR 1998
ESP - Spain	RODRIGUEZ Melania	24204	D	29 JAN 2001
FRA - France	BRIERE-VETILLARD Candy	34349	T	17 OCT 2003
GBR - Great Britain	KEALY Megan	24664	T	24 JAN 2000
	WAY Kirsty	29188	D	10 JUL 1998
GER - Germany	QUINDEL Antonia	34722	D	30 NOV 1998
JPN - Japan	KITAORI Eri	23898	T	4 OCT 2002
NZL - New Zealand	DIBB Bronwyn	23760	D	12 NOV 1997
POL - Poland	ZUREK Sandra	42599	T	5 MAY 2003
POR - Portugal	GAGO Diana	42720	D	29 MAR 2002
	GIRAO Matilde	42708	T	18 APR 2005
SWE - Sweden	SJOEBERG Lina	8687	D	6 SEP 1993

Timing and Results provided by  TISSOT





Entry List by Country

Country	Name	FIG Licence Number	Event Code	Date of Birth
UKR - Ukraine				
	KOZIARSKA Daryna	23779	T	23 JUN 1999
USA - United States of America				
	BRUNS Miah	30468	T	19 AUG 2003
	van NATTA Tristan	7268	D	4 JAN 1996

Legend:

D Double-Mini **I** Individual **S** Synchronized **T** Tumbling

Timing and Results provided by  **TISSOT**





Medallists by Event

As of SUN 17 JUL 2022 at 13:38
After 4 of 4 Events

Event	Date	Medal	Name	Country Code
Men's Double Mini-Trampoline	FRI 15 JUL	GOLD	FRANCO David	ESP
		SILVER	SCHMIDT Daniel	GER
		BRONZE	TANIGUCHI Ryohei	JPN
Women's Tumbling	SAT 16 JUL	GOLD	BRIERE-VETILLARD Candy	FRA
		SILVER	BRUNS Miah	USA
		BRONZE	CAUCHI Breannah	AUS
Women's Double Mini-Trampoline	SUN 17 JUL	GOLD	RODRIGUEZ Melania	ESP
		SILVER	DIBB Bronwyn	NZL
		BRONZE	SJOEBERG Lina	SWE
Men's Tumbling	SUN 17 JUL	GOLD	BROWN Kaden	USA
		SILVER	DURIEZ Axel	FRA
		BRONZE	STEFFENSEN Rasmus	DEN

Timing and Results provided by  **TISSOT**

GTR....._C93 4

Report Created SUN 17 JUL 2022 13:38

Page 1 / 1





Medal Standings

As of SUN 17 JUL 2022 at 13:38
After 4 of 4 Events

Rank	Country	Men				Women				Total				Rank by Total
		G	S	B	Tot.	G	S	B	Tot.	G	S	B	Tot.	
1	ESP - Spain	1			1	1			1	2			2	=1
2	USA - United States of America	1			1		1		1	1	1		2	=1
2	FRA - France		1		1	1			1	1	1		2	=1
4	GER - Germany		1		1					1			1	=4
4	NZL - New Zealand						1		1		1		1	=4
6	JPN - Japan			1	1							1	1	=4
6	SWE - Sweden							1	1			1	1	=4
6	DEN - Denmark			1	1							1	1	=4
6	AUS - Australia							1	1			1	1	=4
Total:		2	2	2	6	2	2	2	6	4	4	4	12	

Note:

Rank by Total is calculated by the total number of gold, silver and bronze medals.

Legend:

= Equal sign indicates that two or more NOCs share the same rank by total **B** Bronze **G** Gold **S** Silver **Tot.** Total

Timing and Results provided by  **TISSOT**


RESULTS BOOK



Trampoline Gymnastics

Men's Tumbling






Medallists

Medal	Name	Country
GOLD	BROWN Kaden	USA - United States of America
SILVER	DURIEZ Axel	FRA - France
BRONZE	STEFFENSEN Rasmus	DEN - Denmark






Start List

Start Order	Competitor Number	Name	Country Code
1	30	MATAYOSHI Kento	JPN
2	21	STEFFENSEN Rasmus	DEN
3	28	DURIEZ Axel	FRA
4	38	BROWN Kaden	USA





Judges Assignments


Superior Jury VICENTE MARINO Miguel FIG President

Function	Name	Country Code
CJP	BOUCHER Karine	FRA
D1	CAPEL Karen	CAN
D2	EVANS Gemma	GBR
E1	COPPIETERS Els	BEL
E2	VEKLYUK Roman	UKR
E3	HANFORD Deanna	USA
E4	FUKUI Naoya	JPN
E5	MARQUES Joao	POR
E6	JENSEN Ralph Enghoff	DEN

Legend:

CJP Chair of Judges' Panel **Dx** Difficulty Judges (x=1-2) **Ex** Execution Judges (x=1-6)

Timing and Results provided by  **TISSOT**




Results

Rank	Name	Country Code	D Score	E Score	Pen.	Total
1	BROWN Kaden	USA	10.400	18.900		29.300
2	DURIEZ Axel	FRA	9.100	18.700		27.800
3	STEFFENSEN Rasmus	DEN	5.700	18.200		23.900
4	MATAYOSHI Kento	JPN	6.900	16.100		23.000

Legend:		
D Difficulty	E Execution	Pen. Penalty

Timing and Results provided by  **TISSOT**





Start List

Start Order	Competitor Number	Name	Country Code
1	25	McGUINNESS Ethan	AUS
2	30	MATAYOSHI Kento	JPN
3	21	STEFFENSEN Rasmus	DEN
4	36	PALMA Andre	POR
5	24	DHOOP Sam	BEL
6	28	DURIEZ Axel	FRA
7	29	PADDOCK Jaydon	GBR
8	38	BROWN Kaden	USA

Reserves

R1	37	VOITIV Vitalii	UKR
R2	40	THOMPSON Justin	CAN

Legend:
Rx Reserve


Timing and Results provided by  TISSOT

GTRM1TUM-----SFNL-----_C51C 1

Report Created SUN 17 JUL 2022 10:55

Page 1 / 1





Judges Assignments


Superior Jury VICENTE MARINO Miguel FIG President

Function	Name	Country Code
CJP	BOUCHER Karine	FRA
D1	CAPEL Karen	CAN
D2	EVANS Gemma	GBR
E1	COPPIETERS Els	BEL
E2	VEKLYUK Roman	UKR
E3	HANFORD Deanna	USA
E4	FUKUI Naoya	JPN
E5	MARQUES Joao	POR
E6	JENSEN Ralph Enghoff	DEN

Legend:

CJP Chair of Judges' Panel **Dx** Difficulty Judges (x=1-2) **Ex** Execution Judges (x=1-6)

Timing and Results provided by  **TISSOT**




Results

Rank	Name	Country Code	D Score	E Score	Pen.	Total
1	STEFFENSEN Rasmus	DEN	11.600	17.900		29.500 Q
2	BROWN Kaden	USA	9.300	18.300		27.600 Q
3	DURIEZ Axel	FRA	9.300	18.100		27.400 Q
4	MATAYOSHI Kento	JPN	8.100	18.900		27.000 Q
5	PADDOCK Jaydon	GBR	8.800	16.800		25.600
6	PALMA Andre	POR	9.300	15.800	-0.200	24.900
7	McGUINNESS Ethan	AUS	6.000	15.500		21.500
8	DHOOP Sam	BEL	4.500	16.800		21.300

Legend:
D Difficulty **E** Execution **Pen.** Penalty


Timing and Results provided by  **TISSOT**





Start List

Start Order	Competitor Number	Name	Country Code
1	40	THOMPSON Justin	CAN
2	29	PADDOCK Jaydon	GBR
3	38	BROWN Kaden	USA
4	21	STEFFENSEN Rasmus	DEN
5	24	DHOOP Sam	BEL
6	28	DURIEZ Axel	FRA
7	36	PALMA Andre	POR
8	37	VOITIV Vitalii	UKR
9	30	MATAYOSHI Kento	JPN
10	25	McGUINNESS Ethan	AUS



Judges Assignments


Superior Jury VICENTE MARINO Miguel FIG President

Function	Name	Country Code
CJP	BOUCHER Karine	FRA
D1	CAPEL Karen	CAN
D2	EVANS Gemma	GBR
E1	COPPIETERS Els	BEL
E2	VEKLYUK Roman	UKR
E3	HANFORD Deanna	USA
E4	FUKUI Naoya	JPN
E5	MARQUES Joao	POR
E6	JENSEN Ralph Enghoff	DEN

Legend:

CJP Chair of Judges' Panel **Dx** Difficulty Judges (x=1-2) **Ex** Execution Judges (x=1-6)

Timing and Results provided by  **TISSOT**



Results

Rank	Name	Country Code	Exercise	D Score	E Score	Pen.	Exercise		Total	
							Total	Rank		
1	BROWN Kaden	USA	1st	9.300	18.800		28.100	(2)	57.200	Q
			2nd	10.400	18.700		29.100	(1)		
2	PADDOCK Jaydon	GBR	1st	10.800	18.300		29.100	(1)	56.600	Q
			2nd	8.800	18.700		27.500	(2)		
3	STEFFENSEN Rasmus	DEN	1st	9.300	18.400		27.700	(3)	55.100	Q
			2nd	9.100	18.300		27.400	(3)		
4	DURIEZ Axel	FRA	1st	9.300	18.100		27.400	(4)	53.100	Q
			2nd	7.400	18.300		25.700	(=7)		
5	PALMA Andre	POR	1st	8.700	17.900		26.600	(6)	52.800	Q
			2nd	8.500	17.700		26.200	(4)		
6	McGUINNESS Ethan	AUS	1st	9.600	17.200		26.800	(5)	52.700	Q
			2nd	8.200	17.700		25.900	(5)		
7	DHOOP Sam	BEL	1st	8.100	16.700		24.800	(7)	50.600	Q
			2nd	7.700	18.100		25.800	(6)		
8	MATAYOSHI Kento	JPN	1st	3.300	17.600		20.900	(10)	46.600	Q
			2nd	7.300	18.400		25.700	(=7)		
9	VOITIV Vitalii	UKR	1st	4.800	17.000		21.800	(9)	45.800	R1
			2nd	8.200	15.800		24.000	(9)		
10	THOMPSON Justin	CAN	1st	7.300	16.800		24.100	(8)	44.200	R2
			2nd	3.700	16.400		20.100	(10)		

Legend:	
= Equal sign indicates that two or more gymnasts share the same rank by exercise-total	1st 1st Exercise
2nd 2nd Exercise	D Difficulty
E Execution	Pen. Penalty

Timing and Results provided by  **TISSOT**



RESULTS BOOK



Trampoline Gymnastics


Men's Double Mini-Trampoline






Medallists

Medal	Name	Country
GOLD	FRANCO David	ESP - Spain
SILVER	SCHMIDT Daniel	GER - Germany
BRONZE	TANIGUCHI Ryohei	JPN - Japan



Start List

Start Order	Competitor Number	Name	Country Code
1	10	FRANCO David	ESP
2	14	SCHMIDT Daniel	GER
3	6	TANIGUCHI Ryohei	JPN
4	19	PADILLA Ruben	USA



Judges Assignments


Superior Jury VICENTE MARINO Miguel FIG President

Function	Name	Country Code
CJP	OKAJIMA Masaharu	JPN
D1	MARQUES Joao	POR
D2	ASHBROOK Kristin Jenae	USA
E1	MORGAN Clive	GBR
E2	SIEGFRIED Patrick	GER
E3	VILLA MIR Jorge	ESP
E4	GOERANSSON Mats	SWE
E5	CORRADI Maria Carolina	ARG
E6	HUMPHREYS Vicki	NZL

Legend:

CJP Chair of Judges' Panel **Dx** Difficulty Judges (x=1-2) **Ex** Execution Judges (x=1-6)

Timing and Results provided by  **TISSOT**




Results

Rank	Name	Country Code	D Score	E Score	Pen.	Total
1	FRANCO David	ESP	10.000	18.800	-0.600	28.200
2	SCHMIDT Daniel	GER	9.200	18.800	-0.200	27.800
3	TANIGUCHI Ryohei	JPN	8.300	18.600		26.900
4	PADILLA Ruben	USA	5.900	18.700	-0.600	24.000

Legend:
D Difficulty **E** Execution **Pen.** Penalty

Timing and Results provided by  **TISSOT**






Start List

Start Order	Competitor Number	Name	Country Code
1	10	FRANCO David	ESP
2	14	SCHMIDT Daniel	GER
3	3	LUPISH Kieran	CAN
4	16	NORDFORS Jonas	SWE
5	6	TANIGUCHI Ryohei	JPN
6	19	PADILLA Ruben	USA
7	12	AIKEREMIOKHA Omo	GBR
8	20	SAMPAIO ROMAO Tiago	POR

Reserves

R1	1	CURY Federico	ARG
R2	7	ABRAHAMS Michael	NED

Legend:
Rx Reserve


Timing and Results provided by  **TISSOT**

GTRM1DMT-----SFNL-----_C51C 1

Report Created FRI 15 JUL 2022 17:44

Page 1 / 1





Judges Assignments

Superior Jury VICENTE MARINO Miguel FIG President

Function	Name	Country Code
CJP	OKAJIMA Masaharu	JPN
D1	MARQUES Joao	POR
D2	ASHBROOK Kristin Jenae	USA
E1	MORGAN Clive	GBR
E2	SIEGFRIED Patrick	GER
E3	VILLA MIR Jorge	ESP
E4	GOERANSSON Mats	SWE
E5	CORRADI Maria Carolina	ARG
E6	HUMPHREYS Vicki	NZL


Reserve

Control Number	Name	NOC Code
R1	van der GOETEN Saskia	NED

Legend:

CJP Chair of Judges' Panel **Dx** Difficulty Judges (x=1-2) **Ex** Execution Judges (x=1-6) **Rx** Reserve Judge

Timing and Results provided by  **TISSOT**




Results

Rank	Name	Country Code	D Score	E Score	Pen.	Total
1	PADILLA Ruben	USA	10.400	19.200		29.600 Q
2	SCHMIDT Daniel	GER	9.200	18.900		28.100 Q
3	TANIGUCHI Ryohei	JPN	8.700	19.000		27.700 Q
4	FRANCO David	ESP	9.600	17.800	-0.600	26.800 Q
5	LUPISH Kieran	CAN	7.600	18.400	-0.200	25.800
6	AIKEREMIOKHA Omo	GBR	7.600	16.600	-1.000	23.200
7	SAMPAIO ROMAO Tiago	POR	5.100	17.400		22.500
8	NORDFORS Jonas	SWE	5.100	17.400		22.500

Legend:
D Difficulty **E** Execution **Pen.** Penalty

Timing and Results provided by  **TISSOT**






Tie-Break Report

Rank	Name	Country Code	Total	Higher ranking First Qualifying Round
7	SAMPAIO ROMAO Tiago	POR	22.500	7
8	NORDFORS Jonas	SWE	22.500	8

Note:
Tie break rules
 Ties will be broken by the following criteria:
 1. Higher ranking in the Second Qualifying Round

Timing and Results provided by  **TISSOT**





Start List

Start Order	Competitor Number	Name	Country Code
1	12	AIKEREMIOKHA Omo	GBR
2	7	ABRAHAMS Michael	NED
3	20	SAMPAIO ROMAO Tiago	POR
4	14	SCHMIDT Daniel	GER
5	10	FRANCO David	ESP
6	19	PADILLA Ruben	USA
7	6	TANIGUCHI Ryohei	JPN
8	1	CURY Federico	ARG
9	16	NORDFORS Jonas	SWE
10	3	LUPISH Kieran	CAN



Judges Assignments

Superior Jury VICENTE MARINO Miguel FIG President

Function	Name	Country Code
CJP	OKAJIMA Masaharu	JPN
D1	MARQUES Joao	POR
D2	ASHBROOK Kristin Jenae	USA
E1	MORGAN Clive	GBR
E2	SIEGFRIED Patrick	GER
E3	VILLA MIR Jorge	ESP
E4	GOERANSSON Mats	SWE
E5	CORRADI Maria Carolina	ARG
E6	HUMPHREYS Vicki	NZL

Reserve


Control Number	Name	NOC Code
R1	van der GOETEN Saskia	NED

Legend:

CJP Chair of Judges' Panel **Dx** Difficulty Judges (x=1-2) **Ex** Execution Judges (x=1-6) **Rx** Reserve Judge

Timing and Results provided by  **TISSOT**





Results

Rank	Name	Country Code	Exercise	D Score	E Score	Pen.	Exercise		Total	
							Total	Rank		
1	PADILLA Ruben	USA	1st	11.600	18.800		30.400	(1)	61.000	Q
			2nd	11.600	19.000		30.600	(1)		
2	SCHMIDT Daniel	GER	1st	9.200	19.100		28.300	(3)	54.500	Q
			2nd	8.000	18.800	-0.600	26.200	(2)		
3	AIKEREMIOKHA Omo	GBR	1st	10.000	18.500		28.500	(2)	50.800	Q
			2nd	5.100	17.200		22.300	(=7)		
4	TANIGUCHI Ryohei	JPN	1st	8.700	18.400	-0.600	26.500	(7)	50.400	Q
			2nd	5.600	18.300		23.900	(4)		
5	LUPISH Kieran	CAN	1st	9.200	18.600		27.800	(=4)	50.100	Q
			2nd	4.800	17.500		22.300	(=7)		
6	FRANCO David	ESP	1st	9.600	18.800	-0.600	27.800	(=4)	50.000	Q
			2nd	4.800	17.400		22.200	(9)		
7	SAMPAIO ROMAO Tiago	POR	1st	9.200	18.400	-0.600	27.000	(6)	49.400	Q
			2nd	5.100	17.300		22.400	(6)		
8	NORDFORS Jonas	SWE	1st	4.000	17.500		21.500	(9)	47.300	Q
			2nd	8.100	18.500	-0.800	25.800	(3)		
9	CURY Federico	ARG	1st	8.400	18.600	-0.600	26.400	(8)	26.400	R1
			2nd	0.000	0.000		0.000	(10)		
10	ABRAHAMS Michael	NED	1st	0.000	0.000		0.000	(10)	23.200	R2
			2nd	5.200	18.000		23.200	(5)		

Legend:

= Equal sign indicates that two or more gymnasts share the same rank by exercise-total

1st 1st Exercise

2nd 2nd Exercise

E Execution

D Difficulty

Pen. Penalty

Timing and Results provided by  TISSOT



RESULTS BOOK



Trampoline Gymnastics

Women's Tumbling






Medallists


Medal	Name	Country
GOLD	BRIERE-VETILLARD Candy	FRA - France
SILVER	BRUNS Miah	USA - United States of America
BRONZE	CAUCHI Breannah	AUS - Australia





Start List

Start Order	Competitor Number	Name	Country Code
1	23	CAUCHI Breannah	AUS
2	22	OERSKOV Sara	DEN
3	34	BRUNS Miah	USA
4	27	BRIERE-VETILLARD Candy	FRA



Judges Assignments


Superior Jury VICENTE MARINO Miguel FIG President

Function	Name	Country Code
CJP	COPIETERS Els	BEL
D1	VEKLYUK Roman	UKR
D2	HANFORD Deanna	USA
E1	BOUCHER Karine	FRA
E2	CAPEL Karen	CAN
E3	EVANS Gemma	GBR
E4	FUKUI Naoya	JPN
E5	MARQUES Joao	POR
E6	JENSEN Ralph Enghoff	DEN

Legend:

CJP Chair of Judges' Panel **Dx** Difficulty Judges (x=1-2) **Ex** Execution Judges (x=1-6)

Timing and Results provided by  **TISSOT**




Results

Rank	Name	Country Code	D Score	E Score	Pen.	Total
1	BRIERE-VETILLARD Candy	FRA	7.500	18.800		26.300
2	BRUNS Miah	USA	6.900	18.800		25.700
3	CAUCHI Breannah	AUS	7.700	16.700		24.400
4	OERSKOV Sara	DEN	3.700	16.100		19.800

Legend:
D Difficulty **E** Execution **Pen.** Penalty

Timing and Results provided by  **TISSOT**





Start List

Start Order	Competitor Number	Name	Country Code
1	23	CAUCHI Breannah	AUS
2	33	ZUREK Sandra	POL
3	22	OERSKOV Sara	DEN
4	35	KOZIARSKA Daryna	UKR
5	34	BRUNS Miah	USA
6	27	BRIERE-VETILLARD Candy	FRA
7	31	GIRAO Matilde	POR
8	32	KITAORI Eri	JPN

Reserves

R1	41	PILLINGER Taylor	CAN
----	----	------------------	-----

Legend:
Rx Reserve


Timing and Results provided by  **TISSOT**

GTRW1TUM-----SFNL-----_C51C 1

Report Created SAT 16 JUL 2022 15:37

Page 1 / 1





Judges Assignments


Superior Jury VICENTE MARINO Miguel FIG President

Function	Name	Country Code
CJP	COPPIETERS Els	BEL
D1	VEKLYUK Roman	UKR
D2	HANFORD Deanna	USA
E1	BOUCHER Karine	FRA
E2	CAPEL Karen	CAN
E3	EVANS Gemma	GBR
E4	FUKUI Naoya	JPN
E5	MARQUES Joao	POR
E6	JENSEN Ralph Enghoff	DEN

Legend:

CJP Chair of Judges' Panel **Dx** Difficulty Judges (x=1-2) **Ex** Execution Judges (x=1-6)

Timing and Results provided by  **TISSOT**




Results

Rank	Name	Country Code	D Score	E Score	Pen.	Total
1	BRUNS Miah	USA	6.900	18.700		25.600 Q
2	BRIERE-VETILLARD Candy	FRA	6.800	17.900		24.700 Q
3	CAUCHI Breannah	AUS	6.900	17.500		24.400 Q
4	OERSKOV Sara	DEN	6.500	17.400		23.900 Q
5	KITAORI Eri	JPN	6.500	17.300		23.800
6	KOZIARSKA Daryna	UKR	6.100	16.300	-0.400	22.000
7	GIRAO Matilde	POR	4.100	16.900		21.000
8	ZUREK Sandra	POL	3.000	15.800		18.800

Legend:
D Difficulty **E** Execution **Pen.** Penalty

Timing and Results provided by  **TISSOT**





Start List


REVISED
16 JUL 11:47

Start Order	Competitor Number	Name	Country Code
1	32	KITAORI Eri	JPN
2	35	KOZIARSKA Daryna	UKR
3	41	PILLINGER Taylor	CAN
4	33	ZUREK Sandra	POL
5	31	GIRAO Matilde	POR
6	23	CAUCHI Breannah	AUS
7	34	BRUNS Miah	USA
8	27	BRIERE-VETILLARD Candy	FRA
9	22	OERSKOV Sara	DEN

REVISED KEALY Megan (GBR) withdrew

Timing and Results provided by  TISSOT





Judges Assignments


Superior Jury VICENTE MARINO Miguel FIG President

Function	Name	Country Code
CJP	COPPIETERS Els	BEL
D1	VEKLYUK Roman	UKR
D2	HANFORD Deanna	USA
E1	BOUCHER Karine	FRA
E2	CAPEL Karen	CAN
E3	EVANS Gemma	GBR
E4	FUKUI Naoya	JPN
E5	MARQUES Joao	POR
E6	JENSEN Ralph Enghoff	DEN

Legend:

CJP Chair of Judges' Panel **Dx** Difficulty Judges (x=1-2) **Ex** Execution Judges (x=1-6)

Timing and Results provided by  **TISSOT**



Results

Rank	Name	Country Code	Exercise	D Score	E Score	Pen.	Exercise		Total	
							Total	Rank		
1	BRUNS Miah	USA	1st	6.900	18.500		25.400	(1)	50.500	Q
			2nd	6.900	18.400		-0.200	25.100		
2	BRIERE-VETILLARD Candy	FRA	1st	7.200	17.800		25.000	(2)	50.000	Q
			2nd	6.500	18.500		25.000	(2)		
3	CAUCHI Breannah	AUS	1st	6.900	17.500		24.400	(3)	48.400	Q
			2nd	6.200	17.800		24.000	(3)		
4	KITAORI Eri	JPN	1st	6.500	17.200		23.700	(4)	46.500	Q
			2nd	5.200	17.600		22.800	(4)		
5	KOZIARSKA Daryna	UKR	1st	6.700	16.300		23.000	(6)	45.600	Q
			2nd	5.900	16.700		22.600	(5)		
6	ZUREK Sandra	POL	1st	6.200	16.600		22.800	(7)	44.700	Q
			2nd	4.400	17.500		21.900	(6)		
7	OERSKOV Sara	DEN	1st	6.500	16.800		23.300	(5)	44.500	Q
			2nd	6.700	14.700		-0.200	21.200		
8	GIRAO Matilde	POR	1st	4.100	17.000		21.100	(9)	41.700	Q
			2nd	3.900	16.700		20.600	(8)		
9	PILLINGER Taylor	CAN	1st	4.300	17.500		21.800	(8)	40.000	R1
			2nd	2.600	15.600		18.200	(9)		

Legend:									
1st	1st Exercise	2nd	2nd Exercise	D	Difficulty	E	Execution	Pen.	Penalty

Timing and Results provided by  TISSOT





Trampoline Gymnastics


Women's Double
Mini-Trampoline






Medallists

Medal	Name	Country
GOLD	RODRIGUEZ Melania	ESP - Spain
SILVER	DIBB Bronwyn	NZL - New Zealand
BRONZE	SJOEBERG Lina	SWE - Sweden



Start List

Start Order	Competitor Number	Name	Country Code
1	8	DIBB Bronwyn	NZL
2	15	GAGO Diana	POR
3	39	SJOEBERG Lina	SWE
4	5	RODRIGUEZ Melania	ESP



Judges Assignments


Superior Jury VICENTE MARINO Miguel FIG President

Function	Name	Country Code
CJP	MORGAN Clive	GBR
D1	SIEGFRIED Patrick	GER
D2	OKAJIMA Masaharu	JPN
E1	MARQUES Joao	POR
E2	ASHBROOK Kristin Jenae	USA
E3	van der GOETEN Saskia	NED
E4	WALPER Jessica	CAN
E5	HUMPHREYS Vicki	NZL
E6	GOERANSSON Mats	SWE

Legend:

CJP Chair of Judges' Panel **Dx** Difficulty Judges (x=1-2) **Ex** Execution Judges (x=1-6)

Timing and Results provided by  **TISSOT**




Results

Rank	Name	Country Code	D Score	E Score	Pen.	Total
1	RODRIGUEZ Melania	ESP	7.600	19.000		26.600
2	DIBB Bronwyn	NZL	7.200	18.600		25.800
3	SJOEBERG Lina	SWE	7.600	18.600	-0.600	25.600
4	GAGO Diana	POR	3.200	17.300		20.500

Legend:		
D	E	Pen.
Difficulty	Execution	Penalty

Timing and Results provided by  **TISSOT**





Start List

Start Order	Competitor Number	Name	Country Code
1	4	FLYNN Gabriella	CAN
2	18	van NATTA Tristan	USA
3	8	DIBB Bronwyn	NZL
4	15	GAGO Diana	POR
5	39	SJOEBERG Lina	SWE
6	11	WAY Kirsty	GBR
7	5	RODRIGUEZ Melania	ESP
8	13	ROBINSON Cheyanna	AUS

Reserves

R1	9	QUINDEL Antonia	GER
----	---	-----------------	-----

Legend:
Rx Reserve


Timing and Results provided by  **TISSOT**

GTRW1DMT-----SFNL-----_C51C 1

Report Created SUN 17 JUL 2022 9:23

Page 1 / 1





Judges Assignments

Superior Jury VICENTE MARINO Miguel FIG President

Function	Name	Country Code
CJP	MORGAN Clive	GBR
D1	SIEGFRIED Patrick	GER
D2	OKAJIMA Masaharu	JPN
E1	MARQUES Joao	POR
E2	ASHBROOK Kristin Jenae	USA
E3	van der GOETEN Saskia	NED
E4	WALPER Jessica	CAN
E5	HUMPHREYS Vicki	NZL
E6	GOERANSSON Mats	SWE


Reserve

Control Number	Name	NOC Code
R1	CORRADI Maria Carolina	ARG

Legend:

CJP Chair of Judges' Panel **Dx** Difficulty Judges (x=1-2) **Ex** Execution Judges (x=1-6) **Rx** Reserve Judge

Timing and Results provided by  **TISSOT**




Results

Rank	Name	Country Code	D Score	E Score	Pen.	Total
1	DIBB Bronwyn	NZL	8.400	18.900		27.300 Q
2	GAGO Diana	POR	8.400	19.100	-0.600	26.900 Q
3	SJOEBERG Lina	SWE	8.000	18.600		26.600 Q
4	RODRIGUEZ Melania	ESP	7.600	18.800		26.400 Q
5	van NATTA Tristan	USA	7.200	19.200		26.400
6	WAY Kirsty	GBR	8.400	18.500	-0.600	26.300
7	FLYNN Gabriella	CAN	6.800	18.100	-0.600	24.300
8	ROBINSON Cheyanna	AUS	3.200	17.400		20.600

Legend:
D Difficulty **E** Execution **Pen.** Penalty


Timing and Results provided by  **TISSOT**





Start List

Start Order	Competitor Number	Name	Country Code
1	11	WAY Kirsty	GBR
2	9	QUINDEL Antonia	GER
3	18	van NATTA Tristan	USA
4	8	DIBB Bronwyn	NZL
5	15	GAGO Diana	POR
6	4	FLYNN Gabriella	CAN
7	39	SJOEBERG Lina	SWE
8	2	MALDONADO Lucila	ARG
9	13	ROBINSON Cheyanna	AUS
10	5	RODRIGUEZ Melania	ESP



Judges Assignments

Superior Jury VICENTE MARINO Miguel FIG President

Function	Name	Country Code
CJP	MORGAN Clive	GBR
D1	SIEGFRIED Patrick	GER
D2	OKAJIMA Masaharu	JPN
E1	MARQUES Joao	POR
E2	ASHBROOK Kristin Jenae	USA
E3	van der GOETEN Saskia	NED
E4	WALPER Jessica	CAN
E5	HUMPHREYS Vicki	NZL
E6	GOERANSSON Mats	SWE


Reserve

Control Number	Name	NOC Code
R1	CORRADI Maria Carolina	ARG

Legend:
CJP Chair of Judges' Panel **Dx** Difficulty Judges (x=1-2) **Ex** Execution Judges (x=1-6) **Rx** Reserve Judge

Timing and Results provided by  **TISSOT**





Results


Rank	Name	Country Code	Exercise	D Score	E Score	Pen.	Exercise Total	Rank	Total
1	SJOEBERG Lina	SWE	1st	7.600	18.200		25.800	(4)	52.000 Q
			2nd	7.200	19.000		26.200	(=2)	
2	GAGO Diana	POR	1st	7.200	18.900		26.100	(1)	51.300 Q
			2nd	6.800	18.600	-0.200	25.200	(5)	
3	DIBB Bronwyn	NZL	1st	7.200	18.800		26.000	(2)	51.000 Q
			2nd	6.400	18.600		25.000	(6)	
4	RODRIGUEZ Melania	ESP	1st	6.000	18.800		24.800	(=6)	51.000 Q
			2nd	7.200	19.000		26.200	(=2)	
5	WAY Kirsty	GBR	1st	6.400	18.500	-0.600	24.300	(8)	50.900 Q
			2nd	7.600	19.000		26.600	(1)	
6	van NATTA Tristan	USA	1st	6.000	18.800		24.800	(=6)	50.800 Q
			2nd	7.200	18.800		26.000	(4)	
7	ROBINSON Cheyanna	AUS	1st	7.200	18.700		25.900	(3)	50.700 Q
			2nd	6.800	18.600	-0.600	24.800	(7)	
8	FLYNN Gabriella	CAN	1st	7.200	18.500		25.700	(5)	49.300 Q
			2nd	6.800	17.400	-0.600	23.600	(9)	
9	QUINDEL Antonia	GER	1st	5.200	18.300		23.500	(10)	47.900 R1
			2nd	5.600	18.800		24.400	(8)	
	MALDONADO Lucila	ARG	1st	7.200	16.600	-0.200	23.600	(9)	DNF
			2nd				DNS		

Legend:

- = Equal sign indicates that two or more gymnasts share the same rank by exercise-total
- 1st** 1st Exercise
- 2nd** 2nd Exercise
- D** Difficulty
- DNF** Did Not Finish
- DNS** Did Not Start
- E** Execution
- Pen.** Penalty

Timing and Results provided by  TISSOT





Tie Break Report

Rank	Name	Country Code	Total	Higher sum of the D-scores both exercises	Higher sum of all E-scores both exercises	Higher sum of all the E-scores per element of both exercises minus the lowest E-score per element	Higher sum of all the E-scores per element of both exercises minus the 2 lowest E-score per element	Higher sum of all the E-scores per element of both exercises minus the 3 lowest E-score per element	Higher sum of all the E-scores per element of both exercises minus the 4 lowest E-score per element	Higher sum of all the E-scores per element of both exercises minus the 5 lowest E-score per element
3	DIBB Bronwyn	NZL	51.000	13.600						
4	RODRIGUEZ Melania	ESP	51.000	13.200						

Note:

Tie break rules

Ties will be broken by the following criteria:

1. Higher sum of the D-scores of both exercises
2. Higher sum of all E-scores of both exercises
3. Higher sum of all the E-scores per element of both exercises, minus the lowest E-score per element
4. Higher sum of all the E-scores per element of both exercises, minus the 2 lowest E-score per element
5. Higher sum of all the E-scores per element of both exercises, minus the 3 lowest E-score per element
6. Higher sum of all the E-scores per element of both exercises, minus the 4 lowest E-score per element
7. Higher sum of all the E-scores per element of both exercises, minus the 5 lowest E-score per element





Tug of War





42	Tug of War	3807
42.1	Table of Contents	3808
42.2	Competition Schedule	3812
42.3	Entry List by Country	3813
42.4	Medallists by Event	3818
42.5	Medal Standings	3821
42.6	Men's Outdoor 640kg	3822
42.6.1	Entry List by Event	3823
42.6.2	Results Summary	3825
42.6.3	Brackets	3826
42.6.4	Tournament Summary	3827
42.6.5	Medallists (Team)	3828
42.6.6	Finals	3829
42.6.6.1	5th Place Results ITA - NED	3829
42.6.6.2	Bronze Medal Results BEL - GER	3830
42.6.6.3	Gold Medal Results SUI - GBR	3831
42.6.7	Semifinals	3832
42.6.7.1	Results SUI - BEL	3832
42.6.7.2	Results GBR - GER	3833
42.6.8	Preliminary Round	3834
42.6.8.1	Start List Summary	3834
42.6.8.2	Results GBR - NED	3835
42.6.8.3	Results GER - SUI	3836
42.6.8.4	Results ITA - BEL	3837
42.6.8.5	Results NED - SUI	3838
42.6.8.6	Results GBR - BEL	3839
42.6.8.7	Results GER - ITA	3840
42.6.8.8	Results GBR - SUI	3841
42.6.8.9	Results NED - ITA	3842
42.6.8.10	Results GER - BEL	3843
42.6.8.11	Results SUI - ITA	3844
42.6.8.12	Results GBR - GER	3845
42.6.8.13	Results NED - BEL	3846
42.6.8.14	Results GBR - ITA	3847
42.6.8.15	Results SUI - BEL	3848
42.6.8.16	Results NED - GER	3849
42.7	Women's Outdoor 540kg	3850

42.7.1	Entry List by Event	3851
42.7.2	Results Summary	3853
42.7.3	Brackets	3854
42.7.4	Tournament Summary	3855
42.7.5	Medallists (Team)	3856
42.7.6	Finals	3857
42.7.6.1	5th Place Results NED - GER	3857
42.7.6.2	Bronze Medal Results SUI - GBR	3858
42.7.6.3	Gold Medal Results TPE - SWE	3859
42.7.7	Semifinals	3860
42.7.7.1	Results TPE - SUI	3860
42.7.7.2	Results SWE - GBR	3861
42.7.8	Preliminary Round	3862
42.7.8.1	Start List Summary	3862
42.7.8.2	Results GBR - NED	3863
42.7.8.3	Results TPE - SUI	3864
42.7.8.4	Results SWE - GER	3865
42.7.8.5	Results NED - SUI	3866
42.7.8.6	Results GBR - GER	3867
42.7.8.7	Results TPE - SWE	3868
42.7.8.8	Results GBR - SUI	3869
42.7.8.9	Results NED - SWE	3870
42.7.8.10	Results TPE - GER	3871
42.7.8.11	Results SUI - SWE	3872
42.7.8.12	Results GBR - TPE	3873
42.7.8.13	Results NED - GER	3874
42.7.8.14	Results GBR - SWE	3875
42.7.8.15	Results SUI - GER	3876
42.7.8.16	Results NED - TPE	3877
42.8	Mixed Outdoor 580kg	3878
42.8.1	Entry List by Event	3879
42.8.2	Results Summary	3881
42.8.3	Brackets	3882
42.8.4	Tournament Summary	3883
42.8.5	Medallists (Team)	3884
42.8.6	Finals	3885
42.8.6.1	5th Place Results SWE - ITA	3885
42.8.6.2	Bronze Medal Results NED - SUI	3886
42.8.6.3	Gold Medal Results GER - GBR	3887
42.8.7	Semifinals	3888
42.8.7.1	Results GER - NED	3888
42.8.7.2	Results GBR - SUI	3889
42.8.8	Preliminary Round	3890
42.8.8.1	Start List Summary	3890

42.8.8.2	Results NED - GER	3891
42.8.8.3	Results SWE - ITA	3892
42.8.8.4	Results SUI - GBR	3893
42.8.8.5	Results GER - ITA	3894
42.8.8.6	Results NED - GBR	3895
42.8.8.7	Results SWE - SUI	3896
42.8.8.8	Results NED - ITA	3897
42.8.8.9	Results GER - SUI	3898
42.8.8.10	Results SWE - GBR	3899
42.8.8.11	Results ITA - SUI	3900
42.8.8.12	Results NED - SWE	3901
42.8.8.13	Results GER - GBR	3902
42.8.8.14	Results NED - SUI	3903
42.8.8.15	Results ITA - GBR	3904
42.8.8.16	Results GER - SWE	3905



Competition Schedule

Date	Start Time	Event
THU 14 JUL	Estimated 13:30	Men's Outdoor 640kg, Preliminary Round (15 matches)
	Estimated 15:45	Men's Outdoor 640kg, Semifinals (2 matches)
	16:01	Men's Outdoor 640kg, Finals - 5th Place Match
	Estimated 16:15	Men's Outdoor 640kg, Finals - Bronze Medal Match
	Estimated 16:31	Men's Outdoor 640kg, Finals - Gold Medal Match
FRI 15 JUL	13:30	Women's Outdoor 540kg, Preliminary Round (15 matches)
	Estimated 15:45	Women's Outdoor 540kg, Semifinals (2 matches)
	16:01	Women's Outdoor 540kg, Finals - 5th Place Match
	Estimated 16:15	Women's Outdoor 540kg, Finals - Bronze Medal Match
	Estimated 16:31	Women's Outdoor 540kg, Finals - Gold Medal Match
SAT 16 JUL	14:00	Mixed Outdoor 580kg, Preliminary Round (15 matches)
	Estimated 16:15	Mixed Outdoor 580kg, Semifinals (2 matches)
	16:31	Mixed Outdoor 580kg, Finals - 5th Place Match
	Estimated 16:45	Mixed Outdoor 580kg, Finals - Bronze Medal Match
	Estimated 17:01	Mixed Outdoor 580kg, Finals - Gold Medal Match





Entry List by NOC

Country	Name	Date of Birth
BEL - Belgium	Wim BROECKX	29 MAR 1984
	Wim de SCHUTTER	16 MAR 1978
	Jan HENDRICKX	30 MAY 1979
	Joeri JANSSENS	17 MAR 1981
	Luc MERTENS	2 NOV 1980
	Raf MERTENS	30 SEP 1978
	Wouter RAEYMAEKERS	12 SEP 1995
	Johny SCHUERMANS	29 OCT 1993
	Lef SMETS	3 JUL 1985
	Dries VERMEIREN	25 MAY 1991
Joris VERMEIREN	28 FEB 1985	
GBR - Great Britain	Tara ADAMS	
	Ella Joy BLACK	13 DEC 1999
	Marshall DREW	2 OCT 1985
	Lucie GRAY	11 JUL 1995
	Sarah HOOKWAY	18 OCT 1991
	Richard John KEIGHTLEY	23 AUG 1953
	Daniel Paul KENNY	24 APR 1993
	Tim LEE	9 SEP 1963
	Will LEE	12 DEC 1987
	Ian MURPHY	25 NOV 1971
	Annette O'Toole O'TOOLE	8 FEB 1971
	Tony PECK	4 JUN 1951
	Talei PETERS	9 FEB 1982
	Emma PLATT	24 JUL 1997
	Andy REBORI	19 NOV 1968
	Ian ROBINSON	30 OCT 1986
	Leeboy ROBINSON	16 APR 1991
	Peter Darren SELLARS	31 JUL 1973
	Anna STONE	30 MAY 1992
	Emma STONE	12 FEB 1996
Charlotte THORNTON	20 SEP 1994	
Aidan WHEELER	3 MAR 1991	
Charlotte WILIAMS	30 MAR 1988	
Verity WOOTTON	27 FEB 1999	

Timing and Results provided by  TISSOT





Entry List by NOC

Country	Name	Date of Birth
GER - Germany	Nadja de PAY	14 JUL 1994
	Sascha DECK	14 JUN 1987
	Nicole DURST	17 JAN 1978
	Fabien ELIAS	14 DEC 1990
	Simone ERMENTRAUT	3 APR 1979
	Patrick FRANK	7 MAR 1989
	Julia Agnes FRIEB	30 AUG 1990
	Markus FRIESS	
	Sina GROZINGER	12 JUL 2000
	Sabrina JUND	21 JUN 1994
	Raphael KUNZ	29 MAR 1998
	Lukas MAIER	13 NOV 1995
	Lorenz Alexander MUHL	9 FEB 1996
	Ramona Susanne MUHL	28 OCT 1986
	Marina MULLER	23 SEP 1983
	Julia NIEDERBERGER	14 APR 1995
	Tobias ORTLIEB	23 JUL 1993
	Nicole PFLUGER	
	Andreas Philipp REISACHER	7 JUL 1985
	Florian RESCH	14 JUL 1993
	Theresa SCHWEGLER	2 JUN 1997
	Lena STEGMAIER	11 NOV 1995
	Rainer VOGEL	5 NOV 1975
	Lena WEBER	20 SEP 1999
	Martin WEGMANN	31 MAR 1987
	Thomas WEGMANN	10 JUN 1989
Wolfgang WEGMANN	14 NOV 1993	
ITA - Italy	Samanta BECUCCI	
	Chiara BERTO	24 NOV 1991
	Leonardo BUFFOLO	15 AUG 1991
	Alberto CALANDRO	4 JUN 1993
	Nicola CAPPELLETTO	18 JAN 1983
	Laura DAL PONT	24 SEP 1987
	Simone de ROSSI	29 MAY 1993
	Denise IVAN	18 AUG 1987
	Elia MICHIELIN	27 DEC 1990
	Lisa SANSON	23 DEC 1996
	Marco SANTAROSSA	4 OCT 2001
	Nicolo SILVESTRI	4 MAR 1989
	Mauro TONETTO	11 SEP 2001

Timing and Results provided by  **TISSOT**





Entry List by NOC

Country	Name	Date of Birth
NED - Netherlands	Robert BENTSINK	10 JUL 1978
	Kim BOOGAARD	18 JUN 1967
	Ruud GEERDES	11 JAN 1985
	Edwin GOORHORST	24 SEP 1975
	Ronald HENGELMAN	9 AUG 1980
	Gerben JANSEN	4 FEB 1973
	Jan Willem KLUMPERS	20 OCT 1986
	Jolanda KLUMPERS-FLOORS	3 SEP 1984
	Gisela KOOREMANS	4 MAR 1968
	Annieta NIEUWLAND	2 APR 1972
	Nanda Martrude OUDE EGBERINK	15 JUN 1981
	Arjan Martijn OUDE NIJHUIS	11 AUG 1987
	Aloysius Maria RIBBERINK	9 MAY 1974
	Elisabeth van der ZON	11 APR 1991
	Tijmen van ROSSUM	20 FEB 1990
	JAM VERGEER E V JANSEN	5 MAY 1971
Gera ZONNEVELD	28 APR 1999	
Trude ZONNEVELD	23 JAN 1997	



Entry List by NOC

Country	Name	Date of Birth
SUI - Switzerland	Stephanie ARNET	18 DEC 1993
	Martin ARNOLD	19 MAR 1988
	Thomas ARNOLD	16 JUN 1984
	Elena BEIER	16 JUN 1999
	Walter BERNHARD	27 AUG 1962
	Kai BURCH	28 APR 1997
	Robin BURCH	28 APR 1997
	Ueli CHRISTEN	30 SEP 1989
	Samuel GRANI	2 SEP 1995
	Marco HESS	30 AUG 1994
	Petra KASLIN	17 JAN 1991
	Michaela KOCH	5 JAN 1992
	Ruedi ODERMATT	12 APR 1992
	Stefanie Rita OTT	29 NOV 1996
	Fabian ROLLI	23 JUN 1993
	Jasmin VILLIGER	3 MAY 1998
	Melanie VILLIGER	15 JUN 1996
	Sarah VILLIGER	11 SEP 1999
	Brigitte Regula ZIEGLER	16 OCT 1986
	Christian ZUMBUHL	11 DEC 1995
Emanuel ZUMBUHL	1 APR 1993	
Erika Sara ZUMBUHL	30 JAN 1993	
Johannes ZUMBUHL	3 JAN 1998	
SWE - Sweden	Justin Jennie Linnea ANDERSSON	23 FEB 1985
	Justin Kjell Simon ANDERSSON	12 NOV 1993
	Marcus CARLSSON	
	Knif Johanna Evelina ERIKSSON	26 APR 1999
	Knif Lars Daniel ERIKSSON	23 MAR 1982
	Per Kristian FROSTGARD	21 DEC 1982
	Knif Frida Isabell HED	3 SEP 2001
	Karin Elisabet JACOBSON	4 AUG 1981
	David Mattias LILJA	13 MAR 1974
	Ellen Viola LILJA	
	SALV LINDQUIST OLSSON	14 APR 1999
	Magdalena PERSSON	15 FEB 1998
	Sofia PERSSON	22 MAR 1990
	Carl Joel SJODEN	20 JUL 1994
	Hanna Maria WESTERLING	28 APR 1993

Timing and Results provided by 





Entry List by NOC

Country	Name	Date of Birth
TPE - Chinese Taipei	Tsai-Rong GU	10 JAN 2005
	Yu-An HUANG	24 AUG 2003
	Ting Yu LAI	26 OCT 1999
	Ju-Chun LI	2 AUG 1993
	Meng-Zhu LIN	6 JUN 2005
	Chih-Hsin SHIH	7 SEP 2002
	Chia-Hsin TIEN	6 NOV 1998
	Chia-Jung TIEN	16 JUL 1997
	Han TUNG	25 OCT 2000



Medallists by Event

After 3 of 3 Events

Event Name	Date	Medal	Name	Country Code
Women's Outdoor 540kg	FRI 15 JUL	GOLD	Tsai-Rong GU	TPE
			Yu-An HUANG	
			Ting Yu LAI	
			Ju-Chun LI	
			Meng-Zhu LIN	
			Chih-Hsin SHIH	
			Chia-Hsin TIEN	
			Chia-Jung TIEN	
			Han TUNG	
		SILVER	Justin Jennie Linnea ANDERSSON	SWE
			Knif Johanna Evelina ERIKSSON	
			Knif Frida Isabell HED	
			Karin Elisabet JACOBSON	
			Ellen Viola LILJA	
			SALV LINDQUIST OLSSON	
			Magdalena PERSSON	
			Sofia PERSSON	
		Hanna Maria WESTERLING		
		BRONZE	Stephanie ARNET	SUI
			Elena BEIER	
			Petra KASLIN	
			Michaela KOCH	
			Stefanie Rita OTT	
			Jasmin VILLIGER	
			Melanie VILLIGER	
			Sarah VILLIGER	
			Brigitte Regula ZIEGLER	
Erika Sara ZUMBUHL				



Medallists by Event

Event Name	Date	Medal	Name	Country Code
Men's Outdoor 640kg	THU 14 JUL	GOLD	Martin ARNOLD	SUI
			Thomas ARNOLD	
			Walter BERNHARD	
			Robin BURCH	
			Ueli CHRISTEN	
			Samuel GRANI	
			Ruedi ODERMATT	
			Fabian ROLLI	
			Emanuel ZUMBUHL	
		Johannes ZUMBUHL		
		SILVER	Marshall DREW	GBR
			Daniel Paul KENNY	
			Will LEE	
			Ian MURPHY	
			Tony PECK	
			Andy REBORI	
			Ian ROBINSON	
			Leeboy ROBINSON	
			Peter Darren SELLARS	
		Aidan WHEELER		
		BRONZE	Wim BROECKX	BEL
			Wim de SCHUTTER	
			Jan HENDRICKX	
			Joeri JANSSENS	
			Luc MERTENS	
			Raf MERTENS	
			Wouter RAEYMAEKERS	
Johny SCHUERMANS				
Ief SMETS				
Dries VERMEIREN				
Joris VERMEIREN				



Medallists by Event

Event Name	Date	Medal	Name	Country Code
Mixed Outdoor 580kg	SAT 16 JUL	GOLD	Tara ADAMS	GBR
			Lucie GRAY	
			Richard John KEIGHTLEY	
			Daniel Paul KENNY	
			Will LEE	
			Ian ROBINSON	
			Leeboy ROBINSON	
			Emma STONE	
			Aidan WHEELER	
			Charlotte WILIAMS	
	SILVER	Fabien ELIAS	GER	
		Julia Agnes FRIEB		
		Lukas MAIER		
		Lorenz Alexander MUHL		
		Ramona Susanne MUHL		
		Nicole PFLUGER		
		Florian RESCH		
		Rainer VOGEL		
	Thomas WEGMANN			
	BRONZE	Robert BENTSINK	NED	
		Ruud GEERDES		
		Gerben JANSEN		
		Jan Willem KLUMPERS		
		Jolanda KLUMPERS-FLOORS		
		Annieta NIEUWLAND		
		Nanda Martrude OUDE EGBERINK		
		Arjan Martijn OUDE NIJHUIS		
Aloysius Maria RIBBERINK				
Trude ZONNEVELD				



Medal Standings

After 3 of 3 Events

Rank	Country	Men				Women				Mixed				Total				Rank by Total	
		G	S	B	Tot	G	S	B	Tot	G	S	B	Tot	G	S	B	Tot		
1	GBR - Great Britain		1		1					1				1	1			2	=1
2	SUI - Switzerland	1			1			1	1					1			1	2	=1
3	TPE - Chinese Taipei					1			1					1				1	=3
4	GER - Germany										1			1				1	=3
4	SWE - Sweden						1		1						1			1	=3
6	BEL - Belgium			1	1												1	1	=3
6	NED - Netherlands											1	1				1	1	=3
	Total:	1	1	1	3	1	1	1	3	1	1	1	3	3	3	3	9		

Legend:
 = Equal sign indicates that two or more NOCs share the same rank by total **B** Bronze **G** Gold **S** Silver **Tot** Total

Timing and Results provided by  **TISSOT**



Tug of War

Men's Outdoor 640kg





Entry List by Event

Country	Name	Date of Birth
BEL - Belgium	Wim BROECKX	29 MAR 1984
	Wim de SCHUTTER	16 MAR 1978
	Jan HENDRICKX	30 MAY 1979
	Joeri JANSSENS	17 MAR 1981
	Luc MERTENS	2 NOV 1980
	Raf MERTENS	30 SEP 1978
	Wouter RAEYMAEKERS	12 SEP 1995
	Johny SCHUERMANS	29 OCT 1993
	Lef SMETS	3 JUL 1985
	Dries VERMEIREN	25 MAY 1991
Joris VERMEIREN	28 FEB 1985	
GBR - Great Britain	Marshall DREW	2 OCT 1985
	Daniel Paul KENNY	24 APR 1993
	Tim LEE	9 SEP 1963
	Will LEE	12 DEC 1987
	Ian MURPHY	25 NOV 1971
	Tony PECK	4 JUN 1951
	Andy REBORI	19 NOV 1968
	Ian ROBINSON	30 OCT 1986
	Leeboy ROBINSON	16 APR 1991
	Peter Darren SELLARS	31 JUL 1973
Aidan WHEELER	3 MAR 1991	
GER - Germany	Sascha DECK	14 JUN 1987
	Patrick FRANK	7 MAR 1989
	Markus FRIESS	
	Tobias ORTLIEB	23 JUL 1993
	Florian RESCH	14 JUL 1993
	Martin WEGMANN	31 MAR 1987
	Thomas WEGMANN	10 JUN 1989
	Wolfgang WEGMANN	14 NOV 1993
ITA - Italy	Leonardo BUFFOLO	15 AUG 1991
	Alberto CALANDRO	4 JUN 1993
	Nicola CAPPELLETTO	18 JAN 1983
	Simone de ROSSI	29 MAY 1993
	Elia MICHELIN	27 DEC 1990
	Marco SANTAROSSA	4 OCT 2001
	Nicolo SILVESTRI	4 MAR 1989
Mauro TONETTO	11 SEP 2001	

Timing and Results provided by  **TISSOT**





Entry List by Event

Country	Name	Date of Birth
NED - Netherlands	Robert BENTSINK	10 JUL 1978
	Ruud GEERDES	11 JAN 1985
	Edwin GOORHORST	24 SEP 1975
	Ronald HENGELMAN	9 AUG 1980
	Gerben JANSEN	4 FEB 1973
	Jan Willem KLUMPERS	20 OCT 1986
	Arjan Martijn OUDE NIJHUIS	11 AUG 1987
	Aloysius Maria RIBBERINK Tijmen van ROSSUM	9 MAY 1974 20 FEB 1990
SUI - Switzerland	Martin ARNOLD	19 MAR 1988
	Thomas ARNOLD	16 JUN 1984
	Walter BERNHARD	27 AUG 1962
	Robin BURCH	28 APR 1997
	Ueli CHRISTEN	30 SEP 1989
	Samuel GRANI	2 SEP 1995
	Ruedi ODERMATT	12 APR 1992
	Fabian ROLLI	23 JUN 1993
	Emanuel ZUMBUHL Johannes ZUMBUHL	1 APR 1993 3 JAN 1998



Result Summary

Match	Name	Country Code	Result	Country Code	Name
THU 14 JUL 2022					
Preliminary Round Match #1	Great Britain	GBR	3 - 0	NED	Netherlands
Preliminary Round Match #2	Germany	GER	0 - 3	SUI	Switzerland
Preliminary Round Match #3	Italy	ITA	1 - 1	BEL	Belgium
Preliminary Round Match #4	Netherlands	NED	0 - 3	SUI	Switzerland
Preliminary Round Match #5	Great Britain	GBR	3 - 0	BEL	Belgium
Preliminary Round Match #6	Germany	GER	3 - 0	ITA	Italy
Preliminary Round Match #7	Great Britain	GBR	0 - 3	SUI	Switzerland
Preliminary Round Match #8	Netherlands	NED	1 - 1	ITA	Italy
Preliminary Round Match #9	Germany	GER	1 - 1	BEL	Belgium
Preliminary Round Match #10	Switzerland	SUI	3 - 0	ITA	Italy
Preliminary Round Match #11	Great Britain	GBR	3 - 0	GER	Germany
Preliminary Round Match #12	Netherlands	NED	0 - 3	BEL	Belgium
Preliminary Round Match #13	Great Britain	GBR	3 - 0	ITA	Italy
Preliminary Round Match #14	Switzerland	SUI	3 - 0	BEL	Belgium
Preliminary Round Match #15	Netherlands	NED	0 - 3	GER	Germany
Semifinals Match #16	Switzerland	SUI	3 - 0	BEL	Belgium
Semifinals Match #17	Great Britain	GBR	3 - 0	GER	Germany
5th Place Match	Italy	ITA	3 - 0	NED	Netherlands
Bronze Medal Match	Belgium	BEL	3 - 0	GER	Germany
Gold Medal Match	Switzerland	SUI	3 - 0	GBR	Great Britain

Timing and Results provided by  TISSOT

TOWMOUT640-----_C74 4.0


Report Created THU 14 JUL 2022 17:57

Page 1 / 1

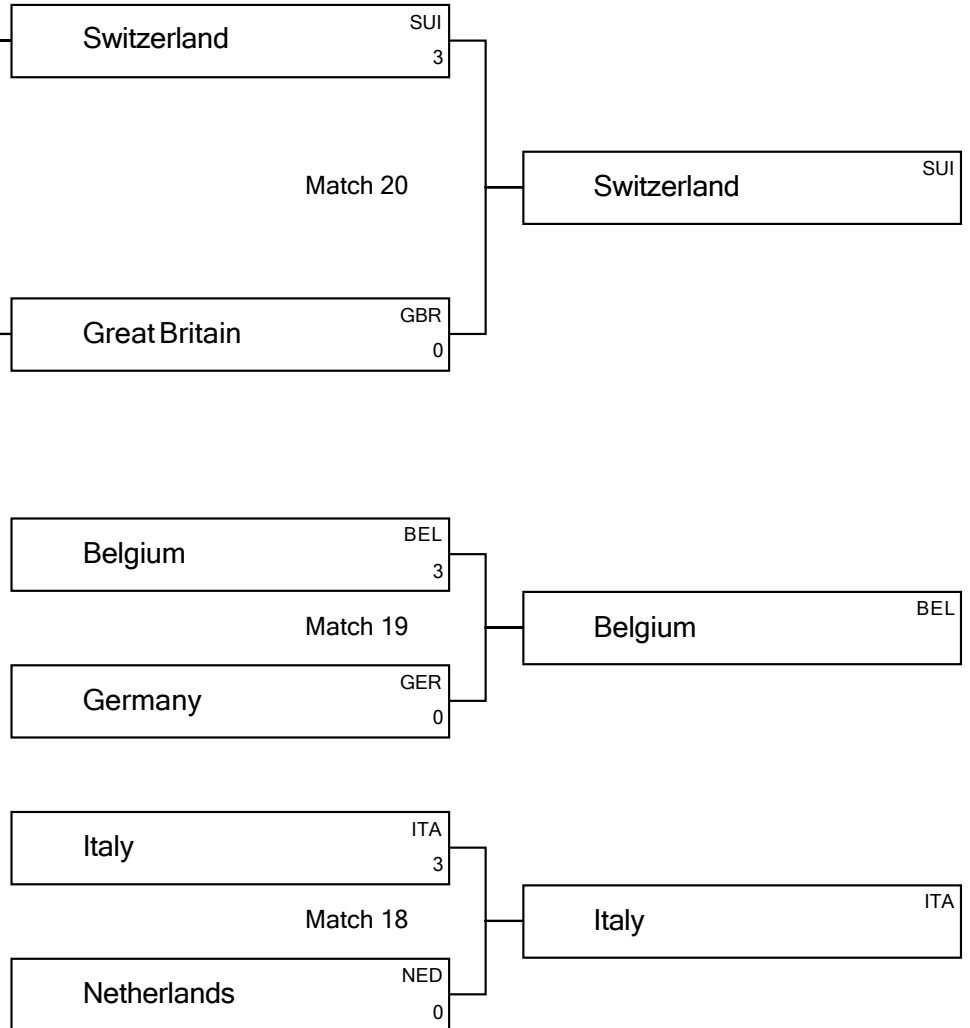


Brackets

Semifinals



Finals



MEDALLISTS

Gold	Switzerland	SUI
Silver	Great Britain	GBR
Bronze	Belgium	BEL



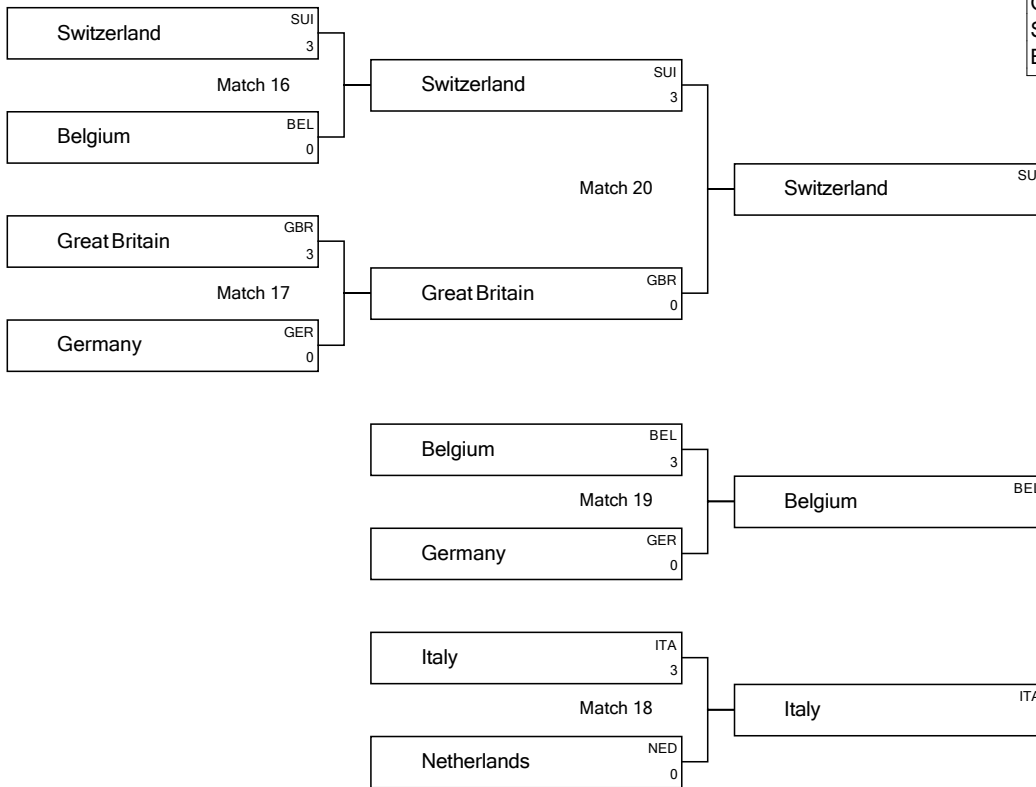


Tournament Summary

Rank	Country Code	Name	SUI	GBR	GER	BEL	ITA	NED	Games	Wins	Ties	Cautions	Points	Remark
1	SUI	Switzerland	-	3	3	3	3	3	5	5	0	1	15	Q
2	GBR	Great Britain	0	-	3	3	3	3	5	4	0	1	12	Q
3	GER	Germany	0	0	-	1	3	3	5	2	1	1	7	Q
4	BEL	Belgium	0	0	1	-	1	3	5	1	2	5	5	Q
5	ITA	Italy	0	0	0	1	-	1	5	0	2	7	2	
6	NED	Netherlands	0	0	0	0	1	-	5	0	1	3	1	

Semifinals

Finals



MEDALLISTS

Gold	Switzerland	SUI
Silver	Great Britain	GBR
Bronze	Belgium	BEL

Timing and Results provided by  TISSOT



Medallists

GOLD	SILVER	BRONZE
SUI - Switzerland Ueli CHRISTEN Robin BURCH Thomas ARNOLD Martin ARNOLD Emanuel ZUMBUHL Fabian ROLLI Johannes ZUMBUHL Samuel GRANI Ruedi ODERMATT Walter BERNHARD	GBR - Great Britain Ian ROBINSON Peter Darren SELLARS Andy REBORI Daniel Paul KENNY Aidan WHEELER Leeboy ROBINSON Ian MURPHY Will LEE Marshall DREW Tony PECK	BEL - Belgium Wim de SCHUTTER Joeri JANSSENS Ief SMETS Luc MERTENS Dries VERMEIREN Johny SCHUERMANS Raf MERTENS Wim BROECKX Jan HENDRICKX Wouter RAEYMAEKERS Joris VERMEIREN



Results

Match #18

Name	Country Code	Time of 1st Pull	Time of 2nd Pull	Time of 3rd Pull	Cautions	Result
Italy	ITA	1.30	1.18		3	3
Netherlands	NED				2	0

Team Composition

Italy

Bib	Name	Weight [kg]
	Leonardo BUFFOLO	82.60
	Alberto CALANDRO	72.40
	Nicola CAPPELLETTO	76.60
	Elia MICHIELIN	69.10
	Cristian ROPELE	71.30
	Marco SANTAROSSA	104.20
	Nicolo SILVESTRI	73.70
	Mauro TONETTO	79.30
Total:		

Netherlands

Bib	Name	Weight [kg]
	Robert BENTSINK	68.70
	Ruud GEERDES	83.10
	Edwin GOORHORST	82.30
	Gerben JANSEN	80.90
	Jan Willem KLUMPERS	93.00
	Arjan Martijn OUDE NIJHUIS	78.10
	Aloysius Maria RIBBERINK	80.20
	Tijmen van ROSSUM	70.10
Total:		





Results

Match #19

Name	Country Code	Time of 1st Pull	Time of 2nd Pull	Time of 3rd Pull	Cautions	Result
Belgium	BEL	1.36	0.56		2	3
Germany	GER				0	0

Team Composition

Belgium

Bib	Name	Weight [kg]
	Wim BROECKX	89.90
	Wim de SCHUTTER	76.50
	Jan HENDRICKX	80.80
	Luc MERTENS	79.90
	Raf MERTENS	78.50
	Johny SCHUERMANS	77.60
	Dries VERMEIREN	77.20
	Joris VERMEIREN	76.70
	Total:	637.30

Germany

Bib	Name	Weight [kg]
	Sascha DECK	70.80
	Patrick FRANK	80.70
	Markus FRIESS	93.10
	Tobias ORTLIEB	71.80
	Florian RESCH	82.60 Substitution
	Martin WEGMANN	70.10
	Thomas WEGMANN	80.30
	Wolfgang WEGMANN	80.80
	Total:	633.80

Timing and Results provided by  **TISSOT**



Results

Match #20

Name	Country Code	Time of 1st Pull	Time of 2nd Pull	Time of 3rd Pull	Cautions	Result
Switzerland	SUI				0	3
Great Britain	GBR	1.39	1.20		0	0

Team Composition

Switzerland

Bib	Name	Weight [kg]
	Martin ARNOLD	85.90
	Thomas ARNOLD	76.70
	Robin BURCH	84.90
	Ueli CHRISTEN	73.30
	Samuel GRANI	77.70
	Ruedi ODERMATT	81.20
	Fabian ROLLI	78.80
	Emanuel ZUMBUHL	79.30
	Total:	637.80

Great Britain

Bib	Name	Weight [kg]
	Marshall DREW	76.90
	Daniel Paul KENNY	80.40
	Will LEE	83.60
	Ian MURPHY	83.40
	Ian ROBINSON	72.70
	Leeboy ROBINSON	81.30
	Peter Darren SELLARS	74.60
	Aidan WHEELER	81.60
	Total:	634.50

Timing and Results provided by  TISSOT

TOWMOUT640-----FNL-000100--_C73 1.0

Report Created THU 14 JUL 2022 17:34

Page 1 / 1



REGIONS Protective





Results

Match #16

Name	Country Code	Time of 1st Pull	Time of 2nd Pull	Time of 3rd Pull	Cautions	Result
Switzerland	SUI				0	3
Belgium	BEL	1.36	0.46		0	0

Team Composition

Switzerland

Bib	Name	Weight [kg]
	Martin ARNOLD	85.90
	Thomas ARNOLD	76.70
	Robin BURCH	84.90
	Ueli CHRISTEN	73.30
	Samuel GRANI	77.70
	Ruedi ODERMATT	81.20
	Fabian ROLLI	78.80
	Emanuel ZUMBUHL	79.30
	Total:	637.80

Belgium

Bib	Name	Weight [kg]
	Wim BROECKX	89.90
	Wim de SCHUTTER	76.50
	Jan HENDRICKX	80.80
	Luc MERTENS	79.90
	Raf MERTENS	78.50
	Johny SCHUERMANS	77.60
	Dries VERMEIREN	77.20 Substitution
	Joris VERMEIREN	76.70
	Total:	637.30

Timing and Results provided by 

TOWMOUT640-----SFNL000100--_C73 2.0

Report Created THU 14 JUL 2022 17:46

Page 1 / 1



REGIONS Protective





Results

Match #17

Name	Country Code	Time of 1st Pull	Time of 2nd Pull	Time of 3rd Pull	Cautions	Result
Great Britain	GBR	2.44	1.38		2	3
Germany	GER				1	0

Team Composition

Great Britain

Bib	Name	Weight [kg]
	Marshall DREW	76.90
	Daniel Paul KENNY	80.40
	Will LEE	83.60
	Ian MURPHY	83.40
	Ian ROBINSON	72.70
	Leeboy ROBINSON	81.30
	Peter Darren SELLARS	74.60
	Aidan WHEELER	81.60
	Total:	634.50

Germany

Bib	Name	Weight [kg]
	Sascha DECK	70.80
	Patrick FRANK	80.70
	Markus FRIESS	93.10
	Tobias ORTLIEB	71.80
	Andreas Philipp REISACHER	86.20
	Martin WEGMANN	70.10
	Thomas WEGMANN	80.30
	Wolfgang WEGMANN	80.80
	Total:	633.80

Timing and Results provided by  **TISSOT**

TOWMOUT640-----SFNL000200--_C73 2.0

Report Created THU 14 JUL 2022 17:46

Page 1 / 1



REGIONS Protective





Start List Summary

Date Time	Match	Name	Country Code	vs	Country Code	Name
13:30	Match #1	Great Britain	GBR	-	NED	Netherlands
13:38	Match #2	Germany	GER	-	SUI	Switzerland
13:46	Match #3	Italy	ITA	-	BEL	Belgium
13:54	Match #4	Netherlands	NED	-	SUI	Switzerland
14:02	Match #5	Great Britain	GBR	-	BEL	Belgium
14:10	Match #6	Germany	GER	-	ITA	Italy
14:18	Match #7	Great Britain	GBR	-	SUI	Switzerland
14:26	Match #8	Netherlands	NED	-	ITA	Italy
14:34	Match #9	Germany	GER	-	BEL	Belgium
14:42	Match #10	Switzerland	SUI	-	ITA	Italy
14:50	Match #11	Great Britain	GBR	-	GER	Germany
14:58	Match #12	Netherlands	NED	-	BEL	Belgium
15:06	Match #13	Great Britain	GBR	-	ITA	Italy
15:14	Match #14	Switzerland	SUI	-	BEL	Belgium
15:22	Match #15	Netherlands	NED	-	GER	Germany



Results

Match #1

Name	Country Code	Time of 1st Pull	Time of 2nd Pull	Cautions	Result
Great Britain	GBR	0.36	1.01	0	3
Netherlands	NED			0	0

Team Composition

Great Britain

Bib	Name	Weight [kg]
	Marshall DREW	76.90
	Daniel Paul KENNY	80.40
	Will LEE	83.60
	Ian MURPHY	83.40
	Ian ROBINSON	72.70
	Leeboy ROBINSON	81.30
	Peter Darren SELLARS	74.60
	Aidan WHEELER	81.60
	Total:	634.50

Netherlands

Bib	Name	Weight [kg]
	Robert BENTSINK	68.70
	Ruud GEERDES	83.10
	Edwin GOORHORST	82.30
	Ronald HENGELMAN	69.10
	Jan Willem KLUMPERS	93.00
	Arjan Martijn OUDE NIJHUIS	78.10
	Aloysius Maria RIBBERINK	80.20
	Tijmen van ROSSUM	70.10
	Total:	624.60

Timing and Results provided by  TISSOT





Results

Match #2

Name	Country Code	Time of 1st Pull	Time of 2nd Pull	Cautions	Result
Germany	GER	0.49	0.28	0	0
Switzerland	SUI			0	3

Team Composition

Germany

Bib	Name	Weight [kg]
	Sascha DECK	70.80
	Patrick FRANK	80.70
	Markus FRIESS	93.10
	Tobias ORTLIEB	71.80
	Andreas Philipp REISACHER	86.20
	Martin WEGMANN	70.10
	Thomas WEGMANN	80.30
	Wolfgang WEGMANN	80.80
	Total:	633.80

Switzerland

Bib	Name	Weight [kg]
	Martin ARNOLD	85.90
	Thomas ARNOLD	76.70
	Robin BURCH	84.90
	Ueli CHRISTEN	73.30
	Samuel GRANI	77.70
	Ruedi ODERMATT	81.20
	Fabian ROLLI	78.80
	Emanuel ZUMBUHL	79.30
	Total:	637.80





Results

Match #3

Name	Country Code	Time of 1st Pull	Time of 2nd Pull	Cautions	Result
Italy	ITA	1.44	0.46	2	1
Belgium	BEL			1	1

Team Composition

Italy

Bib	Name	Weight [kg]
	Leonardo BUFFOLO	82.60
	Alberto CALANDRO	72.40
	Nicola CAPPELLETTO	76.60
	Simone de ROSSI	76.40
	Elia MICHIELIN	69.10
	Marco SANTAROSSA	104.20
	Nicolo SILVESTRI	73.70
	Mauro TONETTO	79.30
	Total:	634.30

Belgium

Bib	Name	Weight [kg]
	Wim BROECKX	89.90
	Wim de SCHUTTER	76.50
	Jan HENDRICKX	80.80
	Luc MERTENS	79.90
	Raf MERTENS	78.50
	Wouter RAEYMAEKERS	75.50
	Johny SCHUERMANS	77.60
	Joris VERMEIREN	76.70
	Total:	635.60





Results

Match #4

Name	Country Code	Time of 1st Pull	Time of 2nd Pull	Cautions	Result
Netherlands	NED	0.44	0.18	0	0
Switzerland	SUI			0	3

Team Composition

Netherlands

Bib	Name	Weight [kg]
	Robert BENTSINK	68.70
	Ruud GEERDES	83.10
	Edwin GOORHORST	82.30
	Ronald HENGELMAN	69.10
	Jan Willem KLUMPERS	93.00
	Arjan Martijn OUDE NIJHUIS	78.10
	Aloysius Maria RIBBERINK	80.20
	Tijmen van ROSSUM	70.10
	Total:	624.60

Switzerland

Bib	Name	Weight [kg]
	Martin ARNOLD	85.90
	Thomas ARNOLD	76.70
	Robin BURCH	84.90
	Ueli CHRISTEN	73.30
	Samuel GRANI	77.70
	Ruedi ODERMATT	81.20
	Fabian ROLLI	78.80
	Emanuel ZUMBUHL	79.30
	Total:	637.80



Results

Match #5

Name	Country Code	Time of 1st Pull	Time of 2nd Pull	Cautions	Result
Great Britain	GBR	1.22	0.55	0	3
Belgium	BEL			0	0

Team Composition

Great Britain

Bib	Name	Weight [kg]
	Marshall DREW	76.90
	Daniel Paul KENNY	80.40
	Will LEE	83.60
	Ian MURPHY	83.40
	Ian ROBINSON	72.70
	Leeboy ROBINSON	81.30
	Peter Darren SELLARS	74.60
	Aidan WHEELER	81.60
	Total:	634.50

Belgium

Bib	Name	Weight [kg]
	Wim BROECKX	89.90
	Wim de SCHUTTER	76.50
	Jan HENDRICKX	80.80
	Luc MERTENS	79.90
	Raf MERTENS	78.50
	Wouter RAEYMAEKERS	75.50
	Johny SCHUERMANS	77.60
	Joris VERMEIREN	76.70
	Total:	635.60



Results

Match #6

Name	Country Code	Time of 1st Pull	Time of 2nd Pull	Cautions	Result
Germany	GER	1.34	1.21	1	3
Italy	ITA			5	0

Team Composition

Germany

Bib	Name	Weight [kg]
	Sascha DECK	70.80
	Patrick FRANK	80.70
	Markus FRIESS	93.10
	Tobias ORTLIEB	71.80
	Andreas Philipp REISACHER	86.20
	Martin WEGMANN	70.10
	Thomas WEGMANN	80.30
	Wolfgang WEGMANN	80.80
	Total:	633.80

Italy

Bib	Name	Weight [kg]
	Leonardo BUFFOLO	82.60
	Alberto CALANDRO	72.40
	Nicola CAPPELLETTO	76.60
	Simone de ROSSI	76.40
	Elia MICHIELIN	69.10
	Marco SANTAROSSA	104.20
	Nicolo SILVESTRI	73.70
	Mauro TONETTO	79.30
	Total:	634.30





Results

Match #7

Name	Country Code	Time of 1st Pull	Time of 2nd Pull	Cautions	Result
Great Britain	GBR	1.28	0.38	1	0
Switzerland	SUI			1	3

Team Composition

Great Britain

Bib	Name	Weight [kg]
	Marshall DREW	76.90
	Daniel Paul KENNY	80.40
	Will LEE	83.60
	Ian MURPHY	83.40
	Ian ROBINSON	72.70
	Leeboy ROBINSON	81.30
	Peter Darren SELLARS	74.60
	Aidan WHEELER	81.60
	Total:	634.50

Switzerland

Bib	Name	Weight [kg]
	Martin ARNOLD	85.90
	Thomas ARNOLD	76.70
	Robin BURCH	84.90
	Ueli CHRISTEN	73.30
	Samuel GRANI	77.70
	Ruedi ODERMATT	81.20
	Fabian ROLLI	78.80
	Emanuel ZUMBUHL	79.30
	Total:	637.80





Results

Match #8

Name	Country Code	Time of 1st Pull	Time of 2nd Pull	Cautions	Result
Netherlands	NED	1.34	1.06	0	1
Italy	ITA			2	1

Team Composition

Netherlands

Bib	Name	Weight [kg]
	Robert BENTSINK	68.70
	Ruud GEERDES	83.10
	Edwin GOORHORST	82.30
	Ronald HENGELMAN	69.10
	Jan Willem KLUMPER	93.00
	Arjan Martijn OUDE NIJHUIS	78.10
	Aloysius Maria RIBBERINK	80.20
	Tijmen van ROSSUM	70.10
	Total:	624.60

Italy

Bib	Name	Weight [kg]
	Leonardo BUFFOLO	82.60
	Alberto CALANDRO	72.40
	Nicola CAPPELLETTO	76.60
	Simone de ROSSI	76.40
	Elia MICHIELIN	69.10
	Marco SANTAROSSA	104.20
	Nicolo SILVESTRI	73.70
	Mauro TONETTO	79.30
	Total:	634.30





Results

Match #9

Name	Country Code	Time of 1st Pull	Time of 2nd Pull	Cautions	Result
Germany	GER	1.06	1.06	0	1
Belgium	BEL			1	1

Team Composition

Germany

Bib	Name	Weight [kg]
	Sascha DECK	70.80
	Patrick FRANK	80.70
	Markus FRIESS	93.10
	Tobias ORTLIEB	71.80
	Andreas Philipp REISACHER	86.20
	Martin WEGMANN	70.10
	Thomas WEGMANN	80.30
	Wolfgang WEGMANN	80.80
	Total:	633.80

Belgium

Bib	Name	Weight [kg]
	Wim BROECKX	89.90
	Wim de SCHUTTER	76.50
	Jan HENDRICKX	80.80
	Luc MERTENS	79.90
	Raf MERTENS	78.50
	Wouter RAEYMAEKERS	75.50
	Johny SCHUERMANS	77.60
	Joris VERMEIREN	76.70
	Total:	635.60



Results

Match #10

Name	Country Code	Time of 1st Pull	Time of 2nd Pull	Cautions	Result
Switzerland	SUI			0	3
Italy	ITA	0.22	0.30	0	0

Team Composition

Switzerland

Bib	Name	Weight [kg]
	Martin ARNOLD	85.90
	Thomas ARNOLD	76.70
	Robin BURCH	84.90
	Ueli CHRISTEN	73.30
	Samuel GRANI	77.70
	Ruedi ODERMATT	81.20
	Fabian ROLLI	78.80
	Emanuel ZUMBUHL	79.30
	Total:	637.80

Italy

Bib	Name	Weight [kg]
	Leonardo BUFFOLO	82.60
	Alberto CALANDRO	72.40
	Nicola CAPPELLETTO	76.60
	Simone de ROSSI	76.40
	Elia MICHIELIN	69.10
	Marco SANTAROSSA	104.20
	Nicolo SILVESTRI	73.70
	Mauro TONETTO	79.30
	Total:	634.30





Results

Match #11

Name	Country Code	Time of 1st Pull	Time of 2nd Pull	Cautions	Result
Great Britain	GBR	1.28	0.25	0	3
Germany	GER			0	0

Team Composition

Great Britain

Bib	Name	Weight [kg]
	Marshall DREW	76.90
	Daniel Paul KENNY	80.40
	Will LEE	83.60
	Ian MURPHY	83.40
	Ian ROBINSON	72.70
	Leeboy ROBINSON	81.30
	Peter Darren SELLARS	74.60
	Aidan WHEELER	81.60
	Total:	634.50

Germany

Bib	Name	Weight [kg]
	Sascha DECK	70.80
	Patrick FRANK	80.70
	Markus FRIESS	93.10
	Tobias ORTLIEB	71.80
	Andreas Philipp REISACHER	86.20
	Martin WEGMANN	70.10
	Thomas WEGMANN	80.30
	Wolfgang WEGMANN	80.80
	Total:	633.80

Timing and Results provided by  TISSOT

TOWMOUT640-----PREL001100--_C73 1.0

Report Created THU 14 JUL 2022 16:53

Page 1 / 1



REGIONS Protective





Results

Match #12

Name	Country Code	Time of 1st Pull	Time of 2nd Pull	Cautions	Result
Netherlands	NED	1.22	1.10	1	0
Belgium	BEL			2	3

Team Composition

Netherlands

Bib	Name	Weight [kg]
	Robert BENTSINK	68.70
	Ruud GEERDES	83.10
	Edwin GOORHORST	82.30
	Gerben JANSEN	80.90 Substitution
	Jan Willem KLUMPERS	93.00
	Arjan Martijn OUDE NIJHUIS	78.10
	Aloysius Maria RIBBERINK	80.20
	Tijmen van ROSSUM	70.10
	Total:	636.40

Belgium

Bib	Name	Weight [kg]
	Wim BROECKX	89.90
	Wim de SCHUTTER	76.50
	Jan HENDRICKX	80.80
	Luc MERTENS	79.90
	Raf MERTENS	78.50
	Wouter RAEYMAEKERS	75.50
	Johny SCHUERMANS	77.60
	Joris VERMEIREN	76.70
	Total:	635.60



Results

Match #13

Name	Country Code	Time of 1st Pull	Time of 2nd Pull	Cautions	Result
Great Britain	GBR	0.46	1.03	0	3
Italy	ITA			0	0

Team Composition

Great Britain

Bib	Name	Weight [kg]
	Marshall DREW	76.90
	Daniel Paul KENNY	80.40
	Will LEE	83.60
	Ian MURPHY	83.40
	Ian ROBINSON	72.70
	Leeboy ROBINSON	81.30
	Peter Darren SELLARS	74.60
	Aidan WHEELER	81.60
	Total:	634.50

Italy

Bib	Name	Weight [kg]
	Leonardo BUFFOLO	82.60
	Alberto CALANDRO	72.40
	Nicola CAPPELLETTO	76.60
	Elia MICHIELIN	69.10
	Cristian ROPELE	71.30 Substitution
	Marco SANTAROSSA	104.20
	Nicolo SILVESTRI	73.70
	Mauro TONETTO	79.30
	Total:	629.20

Timing and Results provided by  **TISSOT**



Results

Match #14

Name	Country Code	Time of 1st Pull	Time of 2nd Pull	Cautions	Result
Switzerland	SUI	0.34	0.50	0	3
Belgium	BEL			1	0

Team Composition

Switzerland

Bib	Name	Weight [kg]
	Martin ARNOLD	85.90
	Thomas ARNOLD	76.70
	Robin BURCH	84.90
	Ueli CHRISTEN	73.30
	Samuel GRANI	77.70
	Ruedi ODERMATT	81.20
	Fabian ROLLI	78.80
	Emanuel ZUMBUHL	79.30
	Total:	637.80

Belgium

Bib	Name	Weight [kg]
	Wim BROECKX	89.90
	Wim de SCHUTTER	76.50
	Jan HENDRICKX	80.80
	Luc MERTENS	79.90
	Raf MERTENS	78.50
	Wouter RAEYMAEKERS	75.50
	Johny SCHUERMANS	77.60
	Joris VERMEIREN	76.70
	Total:	635.60



Results

Match #15

Name	Country Code	Time of 1st Pull	Time of 2nd Pull	Cautions	Result
Netherlands	NED	1.36	0.42	2	0
Germany	GER			0	3

Team Composition

Netherlands

Bib	Name	Weight [kg]
	Robert BENTSINK	68.70
	Ruud GEERDES	83.10
	Edwin GOORHORST	82.30
	Gerben JANSEN	80.90
	Jan Willem KLUMPERS	93.00
	Arjan Martijn OUDE NIJHUIS	78.10
	Aloysius Maria RIBBERINK	80.20
	Tijmen van ROSSUM	70.10
	Total:	624.60

Germany

Bib	Name	Weight [kg]
	Sascha DECK	70.80
	Patrick FRANK	80.70
	Markus FRIESS	93.10
	Tobias ORTLIEB	71.80
	Andreas Philipp REISACHER	86.20
	Martin WEGMANN	70.10
	Thomas WEGMANN	80.30
	Wolfgang WEGMANN	80.80
	Total:	633.80





Tug of War

Women's Outdoor 540kg





Entry List by Event

Country	Name	Date of Birth
GBR - Great Britain	Tara ADAMS	
	Ella Joy BLACK	13 DEC 1999
	Lucie GRAY	11 JUL 1995
	Annette O'Toole O'TOOLE	8 FEB 1971
	Talei PETERS	9 FEB 1982
	Anna STONE	30 MAY 1992
	Emma STONE	12 FEB 1996
	Charlotte WILLIAMS	30 MAR 1988
Verity WOOTTON	27 FEB 1999	
GER - Germany	Nadja de PAY	14 JUL 1994
	Simone ERMENTRAUT	3 APR 1979
	Sina GROZINGER	12 JUL 2000
	Sabrina JUND	21 JUN 1994
	Marina MULLER	23 SEP 1983
	Julia NIEDERBERGER	14 APR 1995
	Theresa SCHWEGLER	2 JUN 1997
Lena STEGMAIER	11 NOV 1995	
NED - Netherlands	Kim BOOGAARD	18 JUN 1967
	Jolanda KLUMPERS-FLOORS	3 SEP 1984
	Gisela KOOREMANS	4 MAR 1968
	Annieta NIEUWLAND	2 APR 1972
	Elisabeth van der ZON	11 APR 1991
	JAM VERGEER E V JANSEN	5 MAY 1971
	Gera ZONNEVELD	28 APR 1999
Trude ZONNEVELD	23 JAN 1997	
SUI - Switzerland	Stephanie ARNET	18 DEC 1993
	Elena BEIER	16 JUN 1999
	Petra KASLIN	17 JAN 1991
	Michaela KOCH	5 JAN 1992
	Stefanie Rita OTT	29 NOV 1996
	Jasmin VILLIGER	3 MAY 1998
	Melanie VILLIGER	15 JUN 1996
	Brigitte Regula ZIEGLER	16 OCT 1986
	Erika Sara ZUMBUHL	30 JAN 1993

Timing and Results provided by  **TISSOT**





Entry List by Event

Country	Name	Date of Birth
SWE - Sweden	Justin Jennie Linnea ANDERSSON	23 FEB 1985
	Knif Johanna Evelina ERIKSSON	26 APR 1999
	Knif Frida Isabell HED	3 SEP 2001
	Karin Elisabet JACOBSON	4 AUG 1981
	Ellen Viola LILJA	
	SALV LINDQUIST OLSSON	14 APR 1999
	Magdalena PERSSON	15 FEB 1998
	Sofia PERSSON	22 MAR 1990
	Hanna Maria WESTERLING	28 APR 1993
TPE - Chinese Taipei	Tsai-Rong GU	10 JAN 2005
	Yu-An HUANG	24 AUG 2003
	Ting Yu LAI	26 OCT 1999
	Ju-Chun LI	2 AUG 1993
	Meng-Zhu LIN	6 JUN 2005
	Chih-Hsin SHIH	7 SEP 2002
	Chia-Hsin TIEN	6 NOV 1998
	Chia-Jung TIEN	16 JUL 1997
	Han TUNG	25 OCT 2000



Result Summary

Match	Name	Country Code	Result	Country Code	Name
FRI 15 JUL 2022					
Preliminary Round Match #1	Great Britain	GBR	1 - 1	NED	Netherlands
Preliminary Round Match #2	Chinese Taipei Olympic Committee	TPE	3 - 0	SUI	Switzerland
Preliminary Round Match #3	Sweden	SWE	3 - 0	GER	Germany
Preliminary Round Match #4	Netherlands	NED	1 - 1	SUI	Switzerland
Preliminary Round Match #5	Great Britain	GBR	3 - 0	GER	Germany
Preliminary Round Match #6	Chinese Taipei Olympic Committee	TPE	3 - 0	SWE	Sweden
Preliminary Round Match #7	Great Britain	GBR	1 - 1	SUI	Switzerland
Preliminary Round Match #8	Netherlands	NED	0 - 3	SWE	Sweden
Preliminary Round Match #9	Chinese Taipei Olympic Committee	TPE	3 - 0	GER	Germany
Preliminary Round Match #10	Switzerland	SUI	0 - 3	SWE	Sweden
Preliminary Round Match #11	Great Britain	GBR	0 - 3	TPE	Chinese Taipei Olympic Committee
Preliminary Round Match #12	Netherlands	NED	3 - 0	GER	Germany
Preliminary Round Match #13	Great Britain	GBR	1 - 1	SWE	Sweden
Preliminary Round Match #14	Switzerland	SUI	3 - 0	GER	Germany
Preliminary Round Match #15	Netherlands	NED	0 - 3	TPE	Chinese Taipei Olympic Committee
Semifinals Match #16	Chinese Taipei Olympic Committee	TPE	3 - 0	SUI	Switzerland
Semifinals Match #17	Sweden	SWE	3 - 0	GBR	Great Britain
5th Place Match	Netherlands	NED	3 - 0	GER	Germany
Bronze Medal Match	Switzerland	SUI	2 - 1	GBR	Great Britain
Gold Medal Match	Chinese Taipei Olympic Committee	TPE	3 - 0	SWE	Sweden

Timing and Results provided by 



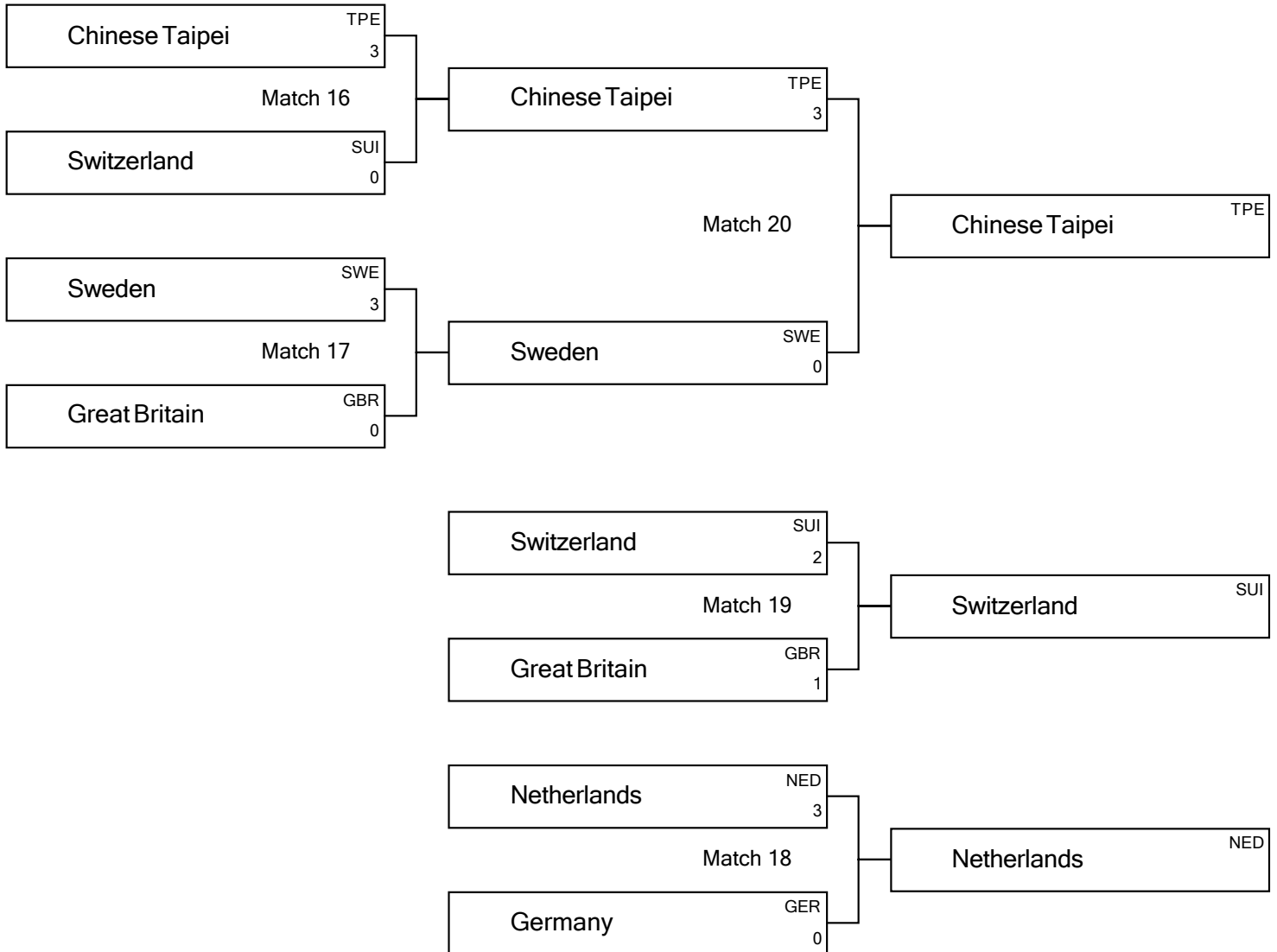


Brackets

Semifinals

Finals

MEDALLISTS		
Gold	Chinese Taipei	TPE
Silver	Sweden	SWE
Bronze	Switzerland	SUI



Timing and Results provided by 



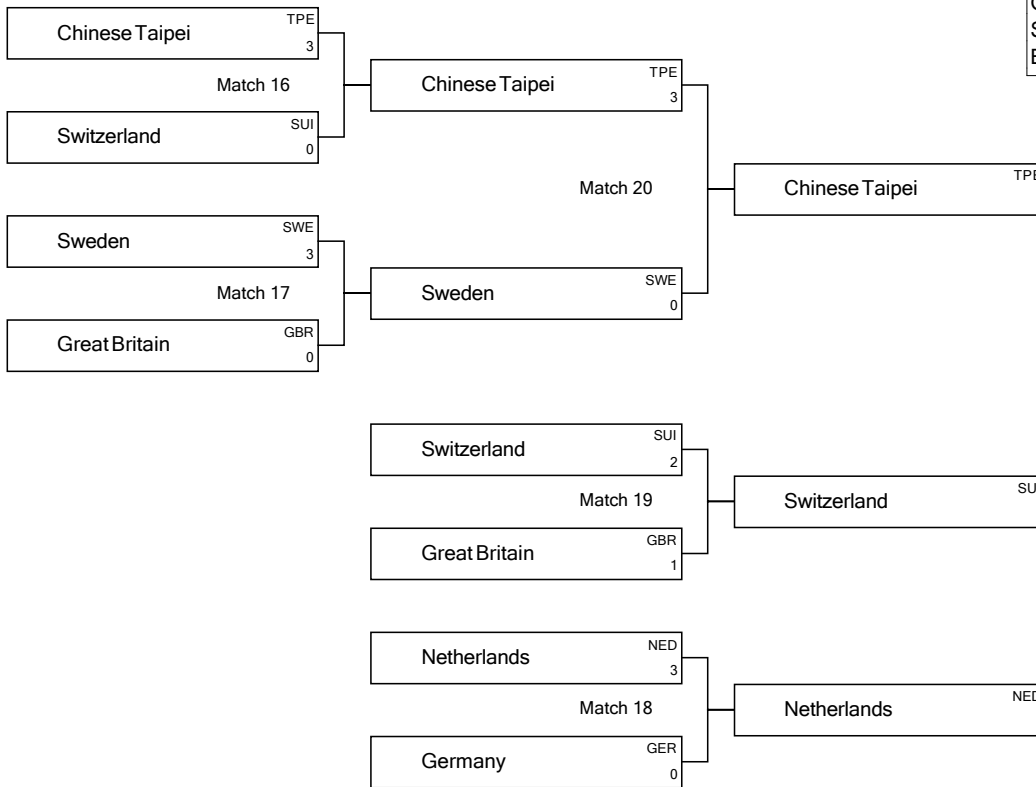


Tournament Summary

Rank	Country Code	Name	TPE	SWE	GBR	SUI	NED	GER	Games	Wins	Ties	Cautions	Points	Remark
1	TPE	Chinese Taipei Olympic Committee	-	3	3	3	3	3	5	5	0	0	15	Q
2	SWE	Sweden	0	-	1	3	3	3	5	3	1	1	10	Q
3	GBR	Great Britain	0	1	-	1	1	3	5	1	3	1	6	Q
4	SUI	Switzerland	0	0	1	-	1	3	5	1	2	2	5	Q
5	NED	Netherlands	0	0	1	1	-	3	5	1	2	2	5	
6	GER	Germany	0	0	0	0	0	-	5	0	0	2	0	

Semifinals

Finals



MEDALLISTS		
Gold	Chinese Taipei	TPE
Silver	Sweden	SWE
Bronze	Switzerland	SUI

Timing and Results provided by TISSOT



Medallists

GOLD	SILVER	BRONZE
TPE - Chinese Taipei Chih-Hsin SHIH Chia-Hsin TIEN Chia-Jung TIEN Han TUNG Meng-Zhu LIN Yu-An HUANG Tsai-Rong GU Ting Yu LAI Ju-Chun LI	SWE - Sweden Sofia PERSSON Magdalena PERSSON Knif Johanna Evelina ERIKSSON Knif Frida Isabell HED Karin Elisabet JACOBSON Hanna Maria WESTERLING Justin Jennie Linnea ANDERSSON Ellen Viola LILJA SALV LINDQUIST OLSSON	SUI - Switzerland Brigitte Regula ZIEGLER Stefanie Rita OTT Stephanie ARNET Erika Sara ZUMBUHL Jasmin VILLIGER Petra KASLIN Michaela KOCH Melanie VILLIGER Elena BEIER Sarah VILLIGER



Results

Match #18

Name	Country Code	Time of 1st Pull	Time of 2nd Pull	Time of 3rd Pull	Cautions	Result
Netherlands	NED	0.39	1.03		1	3
Germany	GER				1	0

Team Composition

Netherlands

Bib	Name	Weight [kg]
	Kim BOOGAARD	69.60
	Jolanda KLUMPERS-FLOORS	67.00
	Gisela KOOREMANS	56.10
	Annieta NIEUWLAND	64.30
	Nanda Martrude OUDE EGBERINK	44.20
	Elisabeth van der ZON	61.60
	Gera ZONNEVELD	76.90
	Trude ZONNEVELD	72.70
	Total:	512.40

Germany

Bib	Name	Weight [kg]
	Simone ERMENTRAUT	70.40
	Sina GROZINGER	64.80
	Sabrina JUND	61.10
	Marina MULLER	54.40
	Julia NIEDERBERGER	50.10
	Theresa SCHWEGLER	83.70
	Lena STEGMAIER	81.40
	Lena WEBER	60.70
	Total:	526.60

Timing and Results provided by 



Results

Match #19

Name	Country Code	Time of 1st Pull	Time of 2nd Pull	Time of 3rd Pull	Cautions	Result
Switzerland	SUI	0.24	1.48	0.43	2	2
Great Britain	GBR				4	1

Team Composition

Switzerland

Bib	Name	Weight [kg]
	Elena BEIER	70.50
	Petra KASLIN	61.10
	Michaela KOCH	61.00
	Stefanie Rita OTT	61.30
	Jasmin VILLIGER	64.00
	Melanie VILLIGER	55.60 Substitution
	Brigitte Regula ZIEGLER	61.30
	Erika Sara ZUMBUHL	69.20
	Total:	504.00

Great Britain

Bib	Name	Weight [kg]
	Tara ADAMS	72.40
	Ella Joy BLACK	73.70
	Lucie GRAY	60.80
	Sarah HOOKWAY	61.60
	Talei PETERS	72.50
	Emma STONE	62.50
	Charlotte WILIAMS	59.70
	Verity WOOTTON	71.50
	Total:	534.70

Timing and Results provided by  TISSOT





Results

Match #20

Name	Country Code	Time of 1st Pull	Time of 2nd Pull	Time of 3rd Pull	Cautions	Result
Chinese Taipei Olympic Committee	TPE					3
Sweden	SWE	0.26	0.18			0

Team Composition

Chinese Taipei Olympic Committee

Bib	Name	Weight [kg]
	Tsai-Rong GU	64.00
	Yu-An HUANG	63.60
	Ting Yu LAI	66.70
	Ju-Chun LI	63.60
	Meng-Zhu LIN	67.70
	Chih-Hsin SHIH	64.00
	Chia-Hsin TIEN	64.10
	Chia-Jung TIEN	63.70
	Total:	538.50

Sweden

Bib	Name	Weight [kg]
	Justin Jennie Linnea ANDERSSON	71.20
	Knif Johanna Evelina ERIKSSON	63.50
	Karin Elisabet JACOBSON	73.20
	Ellen Viola LILJA	63.40
	SALV LINDQUIST OLSSON	63.20
	Magdalena PERSSON	62.50
	Sofia PERSSON	61.90
	Hanna Maria WESTERLING	61.30
	Total:	520.20

Timing and Results provided by  TISSOT





Results

Match #16

Name	Country Code	Time of 1st Pull	Time of 2nd Pull	Time of 3rd Pull	Cautions	Result
Chinese Taipei Olympic Committee	TPE	0.30	0.16			3
Switzerland	SUI					0

Team Composition

Chinese Taipei Olympic Committee

Bib	Name	Weight [kg]
	Tsai-Rong GU	64.00
	Yu-An HUANG	63.60
	Ting Yu LAI	66.70
	Ju-Chun LI	63.60
	Meng-Zhu LIN	67.70
	Chih-Hsin SHIH	64.00
	Chia-Hsin TIEN	64.10
	Chia-Jung TIEN	63.70
	Total:	538.50

Switzerland

Bib	Name	Weight [kg]
	Elena BEIER	70.50
	Petra KASLIN	61.10
	Michaela KOCH	61.00
	Stefanie Rita OTT	61.30
	Jasmin VILLIGER	64.00
	Sarah VILLIGER	58.10
	Brigitte Regula ZIEGLER	61.30
	Erika Sara ZUMBUHL	69.20
	Total:	506.50

Timing and Results provided by  TISSOT





Results

Match #17

Name	Country Code	Time of 1st Pull	Time of 2nd Pull	Time of 3rd Pull	Cautions	Result
Sweden	SWE					3
Great Britain	GBR	1.10	1.17			0

Team Composition

Sweden

Bib	Name	Weight [kg]
	Justin Jennie Linnea ANDERSSON	71.20
	Knif Johanna Evelina ERIKSSON	63.50
	Karin Elisabet JACOBSON	73.20
	Ellen Viola LILJA	63.40
	SALV LINDQUIST OLSSON	63.20
	Magdalena PERSSON	62.50
	Sofia PERSSON	61.90
	Hanna Maria WESTERLING	61.30
	Total:	520.20

Great Britain

Bib	Name	Weight [kg]
	Tara ADAMS	72.40
	Ella Joy BLACK	73.70
	Lucie GRAY	60.80
	Sarah HOOKWAY	61.60
	Talei PETERS	72.50
	Emma STONE	62.50
	Charlotte WILIAMS	59.70
	Verity WOOTTON	71.50
	Total:	534.70

Timing and Results provided by  TISSOT





Start List Summary

Date Time	Match	Name	Country Code	vs	Country Code	Name
13:30	Match #1	Great Britain	GBR	-	NED	Netherlands
13:38	Match #2	Chinese Taipei Olympic Committee	TPE	-	SUI	Switzerland
13:46	Match #3	Sweden	SWE	-	GER	Germany
13:54	Match #4	Netherlands	NED	-	SUI	Switzerland
14:02	Match #5	Great Britain	GBR	-	GER	Germany
14:10	Match #6	Chinese Taipei Olympic Committee	TPE	-	SWE	Sweden
14:18	Match #7	Great Britain	GBR	-	SUI	Switzerland
14:26	Match #8	Netherlands	NED	-	SWE	Sweden
14:34	Match #9	Chinese Taipei Olympic Committee	TPE	-	GER	Germany
14:42	Match #10	Switzerland	SUI	-	SWE	Sweden
14:50	Match #11	Great Britain	GBR	-	TPE	Chinese Taipei Olympic Committee
14:58	Match #12	Netherlands	NED	-	GER	Germany
15:06	Match #13	Great Britain	GBR	-	SWE	Sweden
15:14	Match #14	Switzerland	SUI	-	GER	Germany
15:22	Match #15	Netherlands	NED	-	TPE	Chinese Taipei Olympic Committee





Results

Match #1

Name	Country Code	Time of 1st Pull	Time of 2nd Pull	Cautions	Result
Great Britain	GBR	0.57	0.30		1
Netherlands	NED			1	1

Team Composition

Great Britain

Bib	Name	Weight [kg]
	Tara ADAMS	72.40
	Ella Joy BLACK	73.70
	Lucie GRAY	60.80
	Annette O'Toole O'TOOLE	58.90
	Talei PETERS	72.50
	Emma STONE	62.50
	Charlotte WILIAMS	59.70
	Verity WOOTTON	71.50
	Total:	532.00

Netherlands

Bib	Name	Weight [kg]
	Kim BOOGAARD	69.60
	Jolanda KLUMPERS-FLOORS	67.00
	Gisela KOOREMANS	56.10
	Annieta NIEUWLAND	64.30
	Elisabeth van der ZON	61.60
	JAM VERGEER E V JANSEN	65.40
	Gera ZONNEVELD	76.90
	Trude ZONNEVELD	72.70
	Total:	533.60



Results

Match #2

Name	Country Code	Time of 1st Pull	Time of 2nd Pull	Cautions	Result
Chinese Taipei Olympic Committee	TPE	0.37	0.17		3
Switzerland	SUI				0

Team Composition

Chinese Taipei Olympic Committee

Bib	Name	Weight [kg]
	Tsai-Rong GU	64.00
	Ting Yu LAI	66.70
	Ju-Chun LI	63.60
	Meng-Zhu LIN	67.70
	Chih-Hsin SHIH	64.00
	Chia-Hsin TIEN	64.10
	Chia-Jung TIEN	63.70
	Han TUNG	84.70
	Total:	538.50

Switzerland

Bib	Name	Weight [kg]
	Elena BEIER	70.50
	Petra KASLIN	61.10
	Michaela KOCH	61.00
	Stefanie Rita OTT	61.30
	Jasmin VILLIGER	64.00
	Sarah VILLIGER	58.10
	Brigitte Regula ZIEGLER	61.30
	Erika Sara ZUMBUHL	69.20
	Total:	506.50



Results

Match #3

Name	Country Code	Time of 1st Pull	Time of 2nd Pull	Cautions	Result
Sweden	SWE	1.20	0.29		3
Germany	GER			1	0

Team Composition

Sweden

Bib	Name	Weight [kg]
	Justin Jennie Linnea ANDERSSON	71.20
	Knif Johanna Evelina ERIKSSON	63.50
	Karin Elisabet JACOBSON	73.20
	Ellen Viola LILJA	63.40
	SALV LINDQUIST OLSSON	63.20
	Magdalena PERSSON	62.50
	Sofia PERSSON	61.90
	Hanna Maria WESTERLING	61.30
	Total:	520.20

Germany

Bib	Name	Weight [kg]
	Nadja de PAY	68.30
	Simone ERMENTRAUT	70.40
	Sina GROZINGER	64.80
	Sabrina JUND	61.10
	Marina MULLER	54.40
	Julia NIEDERBERGER	50.10
	Theresa SCHWEGLER	83.70
	Lena STEGMAIER	81.40
	Total:	534.20





Results

Match #4

Name	Country Code	Time of 1st Pull	Time of 2nd Pull	Cautions	Result
Netherlands	NED	0.41	0.32		1
Switzerland	SUI				1

Team Composition

Netherlands

Bib	Name	Weight [kg]
	Kim BOOGAARD	69.60
	Jolanda KLUMPERS-FLOORS	67.00
	Gisela KOOREMANS	56.10
	Annieta NIEUWLAND	64.30
	Elisabeth van der ZON	61.60
	JAM VERGEER E V JANSEN	65.40
	Gera ZONNEVELD	76.90
	Trude ZONNEVELD	72.70
	Total:	533.60

Switzerland

Bib	Name	Weight [kg]
	Elena BEIER	70.50
	Petra KASLIN	61.10
	Michaela KOCH	61.00
	Stefanie Rita OTT	61.30
	Jasmin VILLIGER	64.00
	Sarah VILLIGER	58.10
	Brigitte Regula ZIEGLER	61.30
	Erika Sara ZUMBUHL	69.20
	Total:	506.50



Greater Birmingham Convention & Visitors Bureau



REGIONS Protective



BlueCross BlueShield of Alabama





Results

Match #5

Name	Country Code	Time of 1st Pull	Time of 2nd Pull	Cautions	Result
Great Britain	GBR	0.38	0.14		3
Germany	GER				0

Team Composition

Great Britain

Bib	Name	Weight [kg]
	Tara ADAMS	72.40
	Ella Joy BLACK	73.70
	Lucie GRAY	60.80
	Annette O'Toole O'TOOLE	58.90
	Talei PETERS	72.50
	Emma STONE	62.50
	Charlotte WILIAMS	59.70
	Verity WOOTTON	71.50
	Total:	532.00

Germany

Bib	Name	Weight [kg]
	Nadja de PAY	68.30
	Simone ERMENTRAUT	70.40
	Sina GROZINGER	64.80
	Sabrina JUND	61.10
	Marina MULLER	54.40
	Julia NIEDERBERGER	50.10
	Theresa SCHWEGLER	83.70
	Lena STEGMAIER	81.40
	Total:	534.20





Results

Match #6

Name	Country Code	Time of 1st Pull	Time of 2nd Pull	Cautions	Result
Chinese Taipei Olympic Committee	TPE				3
Sweden	SWE	0.20	0.30		0

Team Composition

Chinese Taipei Olympic Committee

Bib	Name	Weight [kg]
	Tsai-Rong GU	64.00
	Yu-An HUANG	63.60
	Ting Yu LAI	66.70
	Ju-Chun LI	63.60
	Meng-Zhu LIN	67.70
	Chih-Hsin SHIH	64.00
	Chia-Hsin TIEN	64.10
	Chia-Jung TIEN	63.70
	Total:	538.50

Sweden

Bib	Name	Weight [kg]
	Justin Jennie Linnea ANDERSSON	71.20
	Knif Johanna Evelina ERIKSSON	63.50
	Karin Elisabet JACOBSON	73.20
	Ellen Viola LILJA	63.40
	SALV LINDQUIST OLSSON	63.20
	Magdalena PERSSON	62.50
	Sofia PERSSON	61.90
	Hanna Maria WESTERLING	61.30
	Total:	520.20





Results

Match #7

Name	Country Code	Time of 1st Pull	Time of 2nd Pull	Cautions	Result
Great Britain	GBR	0.34	1.17	1	1
Switzerland	SUI			2	1

Team Composition

Great Britain

Bib	Name	Weight [kg]
	Tara ADAMS	72.40
	Ella Joy BLACK	73.70
	Lucie GRAY	60.80
	Annette O'Toole O'TOOLE	58.90
	Talei PETERS	72.50
	Emma STONE	62.50
	Charlotte WILIAMS	59.70
	Verity WOOTTON	71.50
	Total:	532.00

Switzerland

Bib	Name	Weight [kg]
	Elena BEIER	70.50
	Petra KASLIN	61.10
	Michaela KOCH	61.00
	Stefanie Rita OTT	61.30
	Jasmin VILLIGER	64.00
	Sarah VILLIGER	58.10
	Brigitte Regula ZIEGLER	61.30
	Erika Sara ZUMBUHL	69.20
	Total:	506.50





Results

Match #8

Name	Country Code	Time of 1st Pull	Time of 2nd Pull	Cautions	Result
Netherlands	NED	0.47	1.07	1	0
Sweden	SWE				3

Team Composition

Netherlands

Bib	Name	Weight [kg]
	Kim BOOGAARD	69.60
	Jolanda KLUMPERS-FLOORS	67.00
	Gisela KOOREMANS	56.10
	Annieta NIEUWLAND	64.30
	Elisabeth van der ZON	61.60
	JAM VERGEER E V JANSEN	65.40
	Gera ZONNEVELD	76.90
	Trude ZONNEVELD	72.70
	Total:	533.60

Sweden

Bib	Name	Weight [kg]
	Justin Jennie Linnea ANDERSSON	71.20
	Knif Johanna Evelina ERIKSSON	63.50
	Karin Elisabet JACOBSON	73.20
	Ellen Viola LILJA	63.40
	SALV LINDQUIST OLSSON	63.20
	Magdalena PERSSON	62.50
	Sofia PERSSON	61.90
	Hanna Maria WESTERLING	61.30
	Total:	520.20

 Timing and Results provided by 




Results

Match #9

Name	Country Code	Time of 1st Pull	Time of 2nd Pull	Cautions	Result
Chinese Taipei Olympic Committee	TPE				3
Germany	GER	0.12	0.28		0

Team Composition

Chinese Taipei Olympic Committee

Bib	Name	Weight [kg]
	Tsai-Rong GU	64.00
	Yu-An HUANG	63.60
	Ting Yu LAI	66.70
	Ju-Chun LI	63.60
	Meng-Zhu LIN	67.70
	Chih-Hsin SHIH	64.00
	Chia-Hsin TIEN	64.10
	Chia-Jung TIEN	63.70
	Total:	538.50

Germany

Bib	Name	Weight [kg]
	Nadja de PAY	68.30
	Simone ERMENTRAUT	70.40
	Sina GROZINGER	64.80
	Sabrina JUND	61.10
	Marina MULLER	54.40
	Julia NIEDERBERGER	50.10
	Theresa SCHWEGLER	83.70
	Lena STEGMAIER	81.40
	Total:	534.20





Results

Match #10

Name	Country Code	Time of 1st Pull	Time of 2nd Pull	Cautions	Result
Switzerland	SUI	0.57	0.51		0
Sweden	SWE				3

Team Composition

Switzerland

Bib	Name	Weight [kg]
	Elena BEIER	70.50
	Petra KASLIN	61.10
	Michaela KOCH	61.00
	Stefanie Rita OTT	61.30
	Jasmin VILLIGER	64.00
	Sarah VILLIGER	58.10
	Brigitte Regula ZIEGLER	61.30
	Erika Sara ZUMBUHL	69.20
	Total:	506.50

Sweden

Bib	Name	Weight [kg]
	Justin Jennie Linnea ANDERSSON	71.20
	Knif Johanna Evelina ERIKSSON	63.50
	Karin Elisabet JACOBSON	73.20
	Ellen Viola LILJA	63.40
	SALV LINDQUIST OLSSON	63.20
	Magdalena PERSSON	62.50
	Sofia PERSSON	61.90
	Hanna Maria WESTERLING	61.30
	Total:	520.20





Results

Match #11

Name	Country Code	Time of 1st Pull	Time of 2nd Pull	Cautions	Result
Great Britain	GBR	0.14	0.18		0
Chinese Taipei Olympic Committee	TPE				3

Team Composition

Great Britain

Bib	Name	Weight [kg]
	Tara ADAMS	72.40
	Ella Joy BLACK	73.70
	Lucie GRAY	60.80
	Annette O'Toole O'TOOLE	58.90
	Talei PETERS	72.50
	Emma STONE	62.50
	Charlotte WILIAMS	59.70
	Verity WOOTTON	71.50
	Total:	532.00

Chinese Taipei Olympic Committee

Bib	Name	Weight [kg]
	Tsai-Rong GU	64.00
	Yu-An HUANG	63.60
	Ting Yu LAI	66.70
	Ju-Chun LI	63.60
	Meng-Zhu LIN	67.70
	Chih-Hsin SHIH	64.00
	Chia-Hsin TIEN	64.10
	Chia-Jung TIEN	63.70
	Total:	538.50





Results

Match #12

Name	Country Code	Time of 1st Pull	Time of 2nd Pull	Cautions	Result
Netherlands	NED	0.47	0.40		3
Germany	GER				0

Team Composition

Netherlands

Bib	Name	Weight [kg]
	Kim BOOGAARD	69.60
	Jolanda KLUMPERS-FLOORS	67.00
	Gisela KOOREMANS	56.10
	Annieta NIEUWLAND	64.30
	Elisabeth van der ZON	61.60
	JAM VERGEER E V JANSEN	65.40
	Gera ZONNEVELD	76.90
	Trude ZONNEVELD	72.70
	Total:	533.60

Germany

Bib	Name	Weight [kg]
	Nadja de PAY	68.30
	Simone ERMENTRAUT	70.40
	Sina GROZINGER	64.80
	Sabrina JUND	61.10
	Marina MULLER	54.40
	Julia NIEDERBERGER	50.10
	Theresa SCHWEGLER	83.70
	Lena STEGMAIER	81.40
	Total:	534.20





Results

Match #13

Name	Country Code	Time of 1st Pull	Time of 2nd Pull	Cautions	Result
Great Britain	GBR	0.28	0.43		1
Sweden	SWE			1	1

Team Composition

Great Britain

Bib	Name	Weight [kg]
	Tara ADAMS	72.40
	Ella Joy BLACK	73.70
	Lucie GRAY	60.80
	Annette O'Toole O'TOOLE	58.90
	Talei PETERS	72.50
	Emma STONE	62.50
	Charlotte WILIAMS	59.70
	Verity WOOTTON	71.50
	Total:	532.00

Sweden

Bib	Name	Weight [kg]
	Justin Jennie Linnea ANDERSSON	71.20
	Knif Johanna Evelina ERIKSSON	63.50
	Karin Elisabet JACOBSON	73.20
	Ellen Viola LILJA	63.40
	SALV LINDQUIST OLSSON	63.20
	Magdalena PERSSON	62.50
	Sofia PERSSON	61.90
	Hanna Maria WESTERLING	61.30
	Total:	520.20





Results

Match #14

Name	Country Code	Time of 1st Pull	Time of 2nd Pull	Cautions	Result
Switzerland	SUI	0.55	0.41		3
Germany	GER			1	0

Team Composition

Switzerland

Bib	Name	Weight [kg]
	Elena BEIER	70.50
	Petra KASLIN	61.10
	Michaela KOCH	61.00
	Stefanie Rita OTT	61.30
	Jasmin VILLIGER	64.00
	Sarah VILLIGER	58.10
	Brigitte Regula ZIEGLER	61.30
	Erika Sara ZUMBUHL	69.20
	Total:	506.50

Germany

Bib	Name	Weight [kg]
	Simone ERMENTRAUT	70.40
	Sina GROZINGER	64.80
	Sabrina JUND	61.10
	Marina MULLER	54.40
	Julia NIEDERBERGER	50.10
	Theresa SCHWEGLER	83.70
	Lena STEGMAIER	81.40
	Lena WEBER	60.70 Substitution
	Total:	526.60





Results

Match #15

Name	Country Code	Time of 1st Pull	Time of 2nd Pull	Cautions	Result
Netherlands	NED	0.28	0.12		0
Chinese Taipei Olympic Committee	TPE				3

Team Composition

Netherlands

Bib	Name	Weight [kg]
	Kim BOOGAARD	69.60
	Jolanda KLUMPERS-FLOORS	67.00
	Gisela KOOREMANS	56.10
	Annieta NIEUWLAND	64.30
	Nanda Martrude OUDE EGBERINK	44.20 Substitution
	Elisabeth van der ZON	61.60
	Gera ZONNEVELD	76.90
	Trude ZONNEVELD	72.70
	Total:	512.40

Chinese Taipei Olympic Committee

Bib	Name	Weight [kg]
	Tsai-Rong GU	64.00
	Yu-An HUANG	63.60
	Ting Yu LAI	66.70
	Ju-Chun LI	63.60
	Meng-Zhu LIN	67.70
	Chih-Hsin SHIH	64.00
	Chia-Hsin TIEN	64.10
	Chia-Jung TIEN	63.70
	Total:	538.50





Tug of War

Mixed Outdoor 580kg





Entry List by Event

Country	Name	Gender	Date of Birth
GBR - Great Britain	Tara ADAMS		
	Lucie GRAY	Female	11 JUL 1995
	Richard John KEIGHTLEY	Male	23 AUG 1953
	Daniel Paul KENNY	Male	24 APR 1993
	Will LEE	Male	12 DEC 1987
	Ian ROBINSON	Male	30 OCT 1986
	Leeboy ROBINSON	Male	16 APR 1991
	Emma STONE	Female	12 FEB 1996
Charlotte WILIAMS	Female	30 MAR 1988	
GER - Germany	Fabien ELIAS	Female	14 DEC 1990
	Julia Agnes FRIEB	Female	30 AUG 1990
	Lukas MAIER	Male	13 NOV 1995
	Ramona Susanne MUHL	Female	28 OCT 1986
	Nicole PFLUGER		
	Florian RESCH	Male	14 JUL 1993
	Rainer VOGEL	Male	5 NOV 1975
Thomas WEGMANN	Male	10 JUN 1989	
ITA - Italy	Samanta BECUCCI		
	Chiara BERTO	Female	24 NOV 1991
	Elvis BORTOLIN	Male	19 JUN 1992
	Nicola CAPPELLETTO	Male	18 JAN 1983
	Andrea CIA	Male	28 APR 1988
	Laura DAL PONT	Female	24 SEP 1987
	Denise IVAN	Female	18 AUG 1987
	Denis MASIERO	Male	23 MAY 1972
	Cristian ROPELE	Male	14 JAN 1985
NED - Netherlands	Robert BENTSINK	Male	10 JUL 1978
	Ruud GEERDES	Male	11 JAN 1985
	Gerben JANSEN	Male	4 FEB 1973
	Jan Willem KLUMPERS	Male	20 OCT 1986
	Jolanda KLUMPERS-FLOORS	Female	3 SEP 1984
	Annieta NIEUWLAND	Female	2 APR 1972
	Nanda Martrude OUDE EGBERINK	Female	15 JUN 1981
	Arjan Martijn OUDE NIJHUIS	Male	11 AUG 1987
	Trude ZONNEVELD	Female	23 JAN 1997

Timing and Results provided by  TISSOT



Entry List by Event

Country	Name	Gender	Date of Birth
SUI - Switzerland	Kai BURCH	Male	28 APR 1997
	Robin BURCH	Male	28 APR 1997
	Samuel GRANI	Male	2 SEP 1995
	Petra KASLIN	Female	17 JAN 1991
	Sarah VILLIGER	Female	11 SEP 1999
	Brigitte Regula ZIEGLER	Female	16 OCT 1986
	Christian ZUMBUHL	Male	11 DEC 1995
	Erika Sara ZUMBUHL	Female	30 JAN 1993
SWE - Sweden	Justin Jennie Linnea ANDERSSON	Female	23 FEB 1985
	Justin Kjell Simon ANDERSSON	Male	12 NOV 1993
	Knif Johanna Evelina ERIKSSON	Female	26 APR 1999
	Knif Lars Daniel ERIKSSON	Male	23 MAR 1982
	Per Kristian FROSTGARD	Male	21 DEC 1982
	David Mattias LILJA	Male	13 MAR 1974
	SALV LINDQUIST OLSSON	Female	14 APR 1999
	Magdalena PERSSON	Female	15 FEB 1998



Result Summary

Match	Name	Country Code	Result	Country Code	Name
SAT 16 JUL 2022					
Preliminary Round Match #1	Netherlands	NED	0 - 3	GER	Germany
Preliminary Round Match #2	Sweden	SWE	1 - 1	ITA	Italy
Preliminary Round Match #3	Switzerland	SUI	1 - 1	GBR	Great Britain
Preliminary Round Match #4	Germany	GER	3 - 0	ITA	Italy
Preliminary Round Match #5	Netherlands	NED	3 - 0	GBR	Great Britain
Preliminary Round Match #6	Sweden	SWE	1 - 1	SUI	Switzerland
Preliminary Round Match #7	Netherlands	NED	1 - 1	ITA	Italy
Preliminary Round Match #8	Germany	GER	1 - 1	SUI	Switzerland
Preliminary Round Match #9	Sweden	SWE	0 - 3	GBR	Great Britain
Preliminary Round Match #10	Italy	ITA	1 - 1	SUI	Switzerland
Preliminary Round Match #11	Netherlands	NED	3 - 0	SWE	Sweden
Preliminary Round Match #12	Germany	GER	1 - 1	GBR	Great Britain
Preliminary Round Match #13	Netherlands	NED	0 - 3	SUI	Switzerland
Preliminary Round Match #14	Italy	ITA	0 - 3	GBR	Great Britain
Preliminary Round Match #15	Germany	GER	1 - 1	SWE	Sweden
Semifinals Match #16	Germany	GER	3 - 0	NED	Netherlands
Semifinals Match #17	Great Britain	GBR	2 - 1	SUI	Switzerland
5th Place Match	Sweden	SWE	3 - 0	ITA	Italy
Bronze Medal Match	Netherlands	NED	3 - 0	SUI	Switzerland
Gold Medal Match	Germany	GER	0 - 3	GBR	Great Britain

Timing and Results provided by 



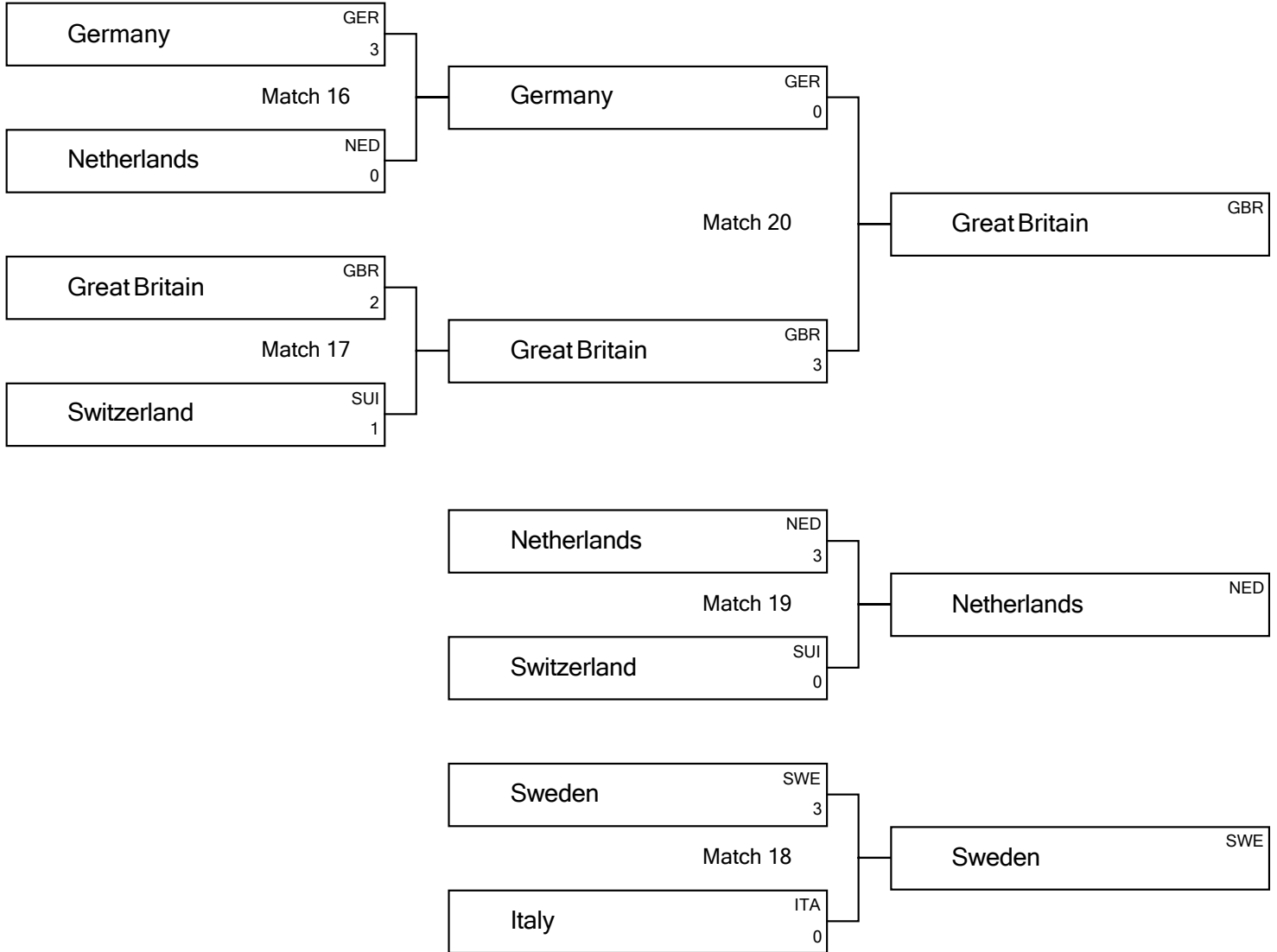


Brackets

Semifinals

Finals

MEDALLISTS		
Gold	Great Britain	GBR
Silver	Germany	GER
Bronze	Netherlands	NED



Timing and Results provided by 

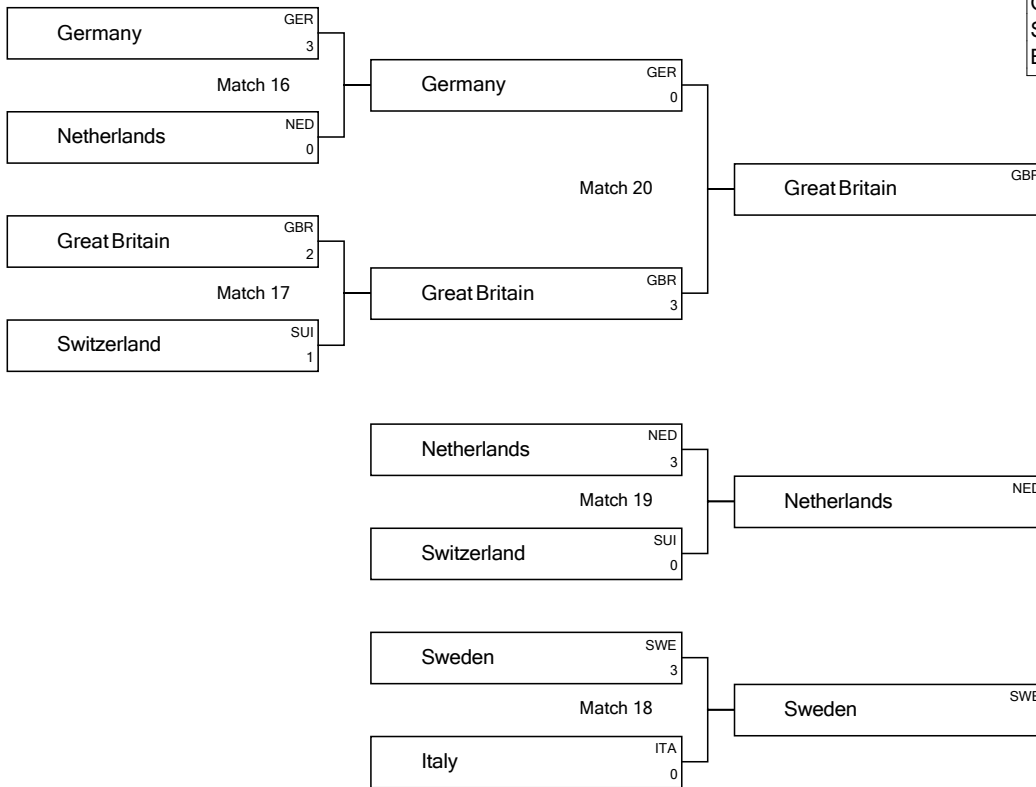


Tournament Summary

Rank	Country Code	Name	GER	GBR	SUI	NED	SWE	ITA	Games	Wins	Ties	Cautions	Points	Remark
1	GER	Germany	-	1	1	3	1	3	5	2	3	4	9	Q
2	GBR	Great Britain	1	-	1	0	3	3	5	2	2	11	8	Q
3	SUI	Switzerland	1	1	-	3	1	1	5	1	4	3	7	Q
4	NED	Netherlands	0	3	0	-	3	1	5	2	1	6	7	Q
5	SWE	Sweden	1	0	1	0	-	1	5	0	3	2	3	
6	ITA	Italy	0	0	1	1	1	-	5	0	3	7	3	

Semifinals

Finals



MEDALLISTS

Gold	Great Britain	GBR
Silver	Germany	GER
Bronze	Netherlands	NED

Timing and Results provided by 



Medallists

GOLD	SILVER	BRONZE
GBR - Great Britain Charlotte WILLIAMS Emma STONE Richard John KEIGHTLEY Will LEE Daniel Paul KENNY Leeboy ROBINSON Ian ROBINSON Lucie GRAY Tara ADAMS Aidan WHEELER	GER - Germany Thomas WEGMANN Florian RESCH Rainer VOGEL Lukas MAIER Julia Agnes FRIEB Ramona Susanne MUHL Fabien ELIAS Nicole PFLUGER Lorenz Alexander MUHL	NED - Netherlands Nanda Martrude OUDE EGBERINK Jolanda KLUMPERS-FLOORS Jan Willem KLUMPERS Trude ZONNEVELD Annieta NIEUWLAND Ruud GEERDES Arjan Martijn OUDE NIJHUIS Robert BENTSINK Gerben JANSEN Aloysius Maria RIBBERINK



Results

Match #18

Name	Country Code	Time of 1st Pull	Time of 2nd Pull	Time of 3rd Pull	Cautions	Result
Sweden	SWE				1	3
Italy	ITA	0.24	1.08			0

Team Composition

Sweden

Bib	Name	Weight [kg]
	Justin Jennie Linnea ANDERSSON	71.20
	Justin Kjell Simon ANDERSSON	78.10
	Marcus CARLSSON	70.50
	Knif Johanna Evelina ERIKSSON	63.50
	Knif Lars Daniel ERIKSSON	85.10
	Per Kristian FROSTGARD	82.10
	SALV LINDQUIST OLSSON	63.20
	Magdalena PERSSON	62.50
	Total:	576.70

Italy

Bib	Name	Weight [kg]
	Samanta BECUCCI	63.90
	Chiara BERTO	65.70
	Elvis BORTOLIN	91.10
	Leonardo BUFFOLO	82.60
	Andrea CIA	87.00
	Laura DAL PONT	59.30
	Denise IVAN	45.80
	Cristian ROPELE	71.30
	Total:	566.70

 Timing and Results provided by 




Results

Match #19

Name	Country Code	Time of 1st Pull	Time of 2nd Pull	Time of 3rd Pull	Cautions	Result
Netherlands	NED	1.11	0.34		3	3
Switzerland	SUI					0

Team Composition

Netherlands

Bib	Name	Weight [kg]
	Robert BENTSINK	68.70
	Ruud GEERDES	83.10
	Gerben JANSEN	80.90
	Jan Willem KLUMPERS	93.00
	Jolanda KLUMPERS-FLOORS	67.00
	Annieta NIEUWLAND	64.30
	Nanda Martrude OUDE EGBERINK	44.20
	Arjan Martijn OUDE NIJHUIS	78.10
	Aloysius Maria RIBBERINK	80.20
	Trude ZONNEVELD	72.70
	Total:	573.20

Switzerland

Bib	Name	Weight [kg]
	Kai BURCH	75.30
	Robin BURCH	84.90
	Samuel GRANI	77.70
	Petra KASLIN	61.10
	Melanie VILLIGER	55.60
	Sarah VILLIGER	58.10
	Brigitte Regula ZIEGLER	61.30
	Christian ZUMBUHL	83.60
	Erika Sara ZUMBUHL	69.20
	Total:	557.60

 Timing and Results provided by 




Results

Match #20

Name	Country Code	Time of 1st Pull	Time of 2nd Pull	Time of 3rd Pull	Cautions	Result
Germany	GER					0
Great Britain	GBR	1.45	0.33			3

Team Composition

Germany

Bib	Name	Weight [kg]
	Fabien ELIAS	49.00
	Julia Agnes FRIEB	66.00
	Lukas MAIER	82.90
	Lorenz Alexander MUHL	71.80
	Ramona Susanne MUHL	64.30
	Nicole PFLUGER	56.20
	Florian RESCH	82.60
	Rainer VOGEL	93.60
	Thomas WEGMANN	80.30
	Total:	563.80

Great Britain

Bib	Name	Weight [kg]
	Tara ADAMS	72.40
	Lucie GRAY	60.80
	Richard John KEIGHTLEY	74.90
	Daniel Paul KENNY	80.40
	Will LEE	83.60
	Ian ROBINSON	72.70
	Leeboy ROBINSON	81.30
	Emma STONE	62.50
	Aidan WHEELER	81.60
	Charlotte WILIAMS	59.70
	Total:	574.60

Timing and Results provided by  TISSOT



REGIONS Protective





Results

Match #16

Name	Country Code	Time of 1st Pull	Time of 2nd Pull	Time of 3rd Pull	Cautions	Result
Germany	GER	1.53	1.15			3
Netherlands	NED				1	0

Team Composition

Germany

Bib	Name	Weight [kg]
	Fabien ELIAS	49.00
	Julia Agnes FRIEB	66.00
	Lorenz Alexander MUHL	71.80 Substitution
	Ramona Susanne MUHL	64.30
	Nicole PFLUGER	56.20
	Florian RESCH	82.60
	Rainer VOGEL	93.60
	Thomas WEGMANN	80.30
	Total:	563.80

Netherlands

Bib	Name	Weight [kg]
	Robert BENTSINK	68.70
	Ruud GEERDES	83.10
	Jan Willem KLUMPERS	93.00
	Jolanda KLUMPERS-FLOORS	67.00
	Annieta NIEUWLAND	64.30
	Nanda Martrude OUDE EGBERINK	44.20
	Arjan Martijn OUDE NIJHUIS	78.10
	Trude ZONNEVELD	72.70
	Total:	573.20

Timing and Results provided by  TISSOT



Results

Match #17

Name	Country Code	Time of 1st Pull	Time of 2nd Pull	Time of 3rd Pull	Cautions	Result
Great Britain	GBR	1.31	2.44	0.22	5	2
Switzerland	SUI				2	1

Team Composition

Great Britain

Bib	Name	Weight [kg]
	Tara ADAMS	72.40
	Lucie GRAY	60.80
	Will LEE	83.60
	Ian ROBINSON	72.70
	Leeboy ROBINSON	81.30
	Emma STONE	62.50
	Aidan WHEELER	81.60 Substitution
	Charlotte WILIAMS	59.70
	Total:	574.60

Switzerland

Bib	Name	Weight [kg]
	Kai BURCH	75.30
	Robin BURCH	84.90
	Samuel GRANI	77.70
	Petra KASLIN	61.10
	Melanie VILLIGER	55.60 Substitution
	Sarah VILLIGER	58.10
	Brigitte Regula ZIEGLER	61.30
	Christian ZUMBUHL	83.60
	Total:	557.60

Timing and Results provided by 



Start List Summary

Date Time	Match	Name	Country Code	vs	Country Code	Name
14:00	Match #1	Netherlands	NED	-	GER	Germany
14:08	Match #2	Sweden	SWE	-	ITA	Italy
14:16	Match #3	Switzerland	SUI	-	GBR	Great Britain
14:24	Match #4	Germany	GER	-	ITA	Italy
14:32	Match #5	Netherlands	NED	-	GBR	Great Britain
14:40	Match #6	Sweden	SWE	-	SUI	Switzerland
14:48	Match #7	Netherlands	NED	-	ITA	Italy
14:56	Match #8	Germany	GER	-	SUI	Switzerland
15:04	Match #9	Sweden	SWE	-	GBR	Great Britain
15:12	Match #10	Italy	ITA	-	SUI	Switzerland
15:20	Match #11	Netherlands	NED	-	SWE	Sweden
15:28	Match #12	Germany	GER	-	GBR	Great Britain
15:36	Match #13	Netherlands	NED	-	SUI	Switzerland
15:44	Match #14	Italy	ITA	-	GBR	Great Britain
15:52	Match #15	Germany	GER	-	SWE	Sweden





Results

Match #1

Name	Country Code	Time of 1st Pull	Time of 2nd Pull	Cautions	Result
Netherlands	NED	0.52	1.19		0
Germany	GER			1	3

Team Composition

Netherlands

Bib	Name	Weight [kg]
	Robert BENTSINK	68.70
	Ruud GEERDES	83.10
	Jan Willem KLUMPERS	93.00
	Jolanda KLUMPERS-FLOORS	67.00
	Annieta NIEUWLAND	64.30
	Nanda Martrude OUDE EGBERINK	44.20
	Arjan Martijn OUDE NIJHUIS	78.10
	Trude ZONNEVELD	72.70
	Total:	571.10

Germany

Bib	Name	Weight [kg]
	Fabien ELIAS	49.00
	Julia Agnes FRIEB	66.00
	Lukas MAIER	82.90
	Ramona Susanne MUHL	64.30
	Nicole PFLUGER	56.20
	Florian RESCH	82.60
	Rainer VOGEL	93.60
	Thomas WEGMANN	80.30
	Total:	574.90

Timing and Results provided by  TISSOT

TOWXOUT580-----PREL000100--_C73 1.0

Report Created SAT 16 JUL 2022 16:12

Page 1 / 1





Results

Match #2

Name	Country Code	Time of 1st Pull	Time of 2nd Pull	Cautions	Result
Sweden	SWE	0.59	1.55		1
Italy	ITA				1

Team Composition

Sweden

Bib	Name	Weight [kg]
	Justin Jennie Linnea ANDERSSON	71.20
	Justin Kjell Simon ANDERSSON	78.10
	Knif Johanna Evelina ERIKSSON	63.50
	Knif Lars Daniel ERIKSSON	85.10
	Per Kristian FROSTGARD	82.10
	David Mattias LILJA	70.60
	SALV LINDQUIST OLSSON	63.20
	Magdalena PERSSON	62.50
	Total:	576.30

Italy

Bib	Name	Weight [kg]
	Samanta BECUCCI	63.90
	Chiara BERTO	65.70
	Elvis BORTOLIN	91.10
	Andrea CIA	87.00
	Laura DAL PONT	59.30
	Denise IVAN	45.80
	Denis MASIERO	86.40
	Cristian ROPELE	71.30
	Total:	570.50

Timing and Results provided by  TISSOT

TOWXOUT580-----PREL000200--_C73 1.0

Report Created SAT 16 JUL 2022 16:16

Page 1 / 1





Results

Match #3

Name	Country Code	Time of 1st Pull	Time of 2nd Pull	Cautions	Result
Switzerland	SUI	1.50	0.36	1	1
Great Britain	GBR			2	1

Team Composition

Switzerland

Bib	Name	Weight [kg]
	Kai BURCH	75.30
	Robin BURCH	84.90
	Samuel GRANI	77.70
	Petra KASLIN	61.10
	Sarah VILLIGER	58.10
	Brigitte Regula ZIEGLER	61.30
	Christian ZUMBUHL	83.60
	Erika Sara ZUMBUHL	69.20
	Total:	571.20

Great Britain

Bib	Name	Weight [kg]
	Tara ADAMS	72.40
	Lucie GRAY	60.80
	Daniel Paul KENNY	80.40
	Will LEE	83.60
	Ian ROBINSON	72.70
	Leeboy ROBINSON	81.30
	Emma STONE	62.50
	Charlotte WILIAMS	59.70
	Total:	573.40



Results

Match #4

Name	Country Code	Time of 1st Pull	Time of 2nd Pull	Cautions	Result
Germany	GER				3
Italy	ITA	0.30	0.43		0

Team Composition

Germany

Bib	Name	Weight [kg]
	Fabien ELIAS	49.00
	Julia Agnes FRIEB	66.00
	Lukas MAIER	82.90
	Ramona Susanne MUHL	64.30
	Nicole PFLUGER	56.20
	Florian RESCH	82.60
	Rainer VOGEL	93.60
	Thomas WEGMANN	80.30
	Total:	574.90

Italy

Bib	Name	Weight [kg]
	Samanta BECUCCI	63.90
	Chiara BERTO	65.70
	Elvis BORTOLIN	91.10
	Andrea CIA	87.00
	Laura DAL PONT	59.30
	Denise IVAN	45.80
	Denis MASIERO	86.40
	Cristian ROPELE	71.30
	Total:	570.50





Results

Match #5

Name	Country Code	Time of 1st Pull	Time of 2nd Pull	Cautions	Result
Netherlands	NED	1.00	0.43	1	3
Great Britain	GBR			1	0

Team Composition

Netherlands

Bib	Name	Weight [kg]
	Robert BENTSINK	68.70
	Ruud GEERDES	83.10
	Jan Willem KLUMPERS	93.00
	Jolanda KLUMPERS-FLOORS	67.00
	Annieta NIEUWLAND	64.30
	Nanda Martrude OUDE EGBERINK	44.20
	Arjan Martijn OUDE NIJHUIS	78.10
	Trude ZONNEVELD	72.70
	Total:	571.10

Great Britain

Bib	Name	Weight [kg]
	Tara ADAMS	72.40
	Lucie GRAY	60.80
	Daniel Paul KENNY	80.40
	Will LEE	83.60
	Ian ROBINSON	72.70
	Leeboy ROBINSON	81.30
	Emma STONE	62.50
	Charlotte WILIAMS	59.70
	Total:	573.40





Results

Match #6

Name	Country Code	Time of 1st Pull	Time of 2nd Pull	Cautions	Result
Sweden	SWE	0.53	1.11		1
Switzerland	SUI				1

Team Composition

Sweden

Bib	Name	Weight [kg]
	Justin Jennie Linnea ANDERSSON	71.20
	Justin Kjell Simon ANDERSSON	78.10
	Knif Johanna Evelina ERIKSSON	63.50
	Knif Lars Daniel ERIKSSON	85.10
	Per Kristian FROSTGARD	82.10
	David Mattias LILJA	70.60
	SALV LINDQUIST OLSSON	63.20
	Magdalena PERSSON	62.50
	Total:	576.80

Switzerland

Bib	Name	Weight [kg]
	Kai BURCH	75.30
	Robin BURCH	84.90
	Samuel GRANI	77.70
	Petra KASLIN	61.10
	Sarah VILLIGER	58.10
	Brigitte Regula ZIEGLER	61.30
	Christian ZUMBUHL	83.60
	Erika Sara ZUMBUHL	69.20
	Total:	571.20



Results

Match #7

Name	Country Code	Time of 1st Pull	Time of 2nd Pull	Cautions	Result
Netherlands	NED	1.14	1.16	2	1
Italy	ITA			2	1

Team Composition

Netherlands

Bib	Name	Weight [kg]
	Robert BENTSINK	68.70
	Ruud GEERDES	83.10
	Jan Willem KLUMPERS	93.00
	Jolanda KLUMPERS-FLOORS	67.00
	Annieta NIEUWLAND	64.30
	Nanda Martrude OUDE EGBERINK	44.20
	Aloysius Maria RIBBERINK	80.20 Substitution
	Trude ZONNEVELD	72.70
	Total:	573.20

Italy

Bib	Name	Weight [kg]
	Samanta BECUCCI	63.90
	Chiara BERTO	65.70
	Elvis BORTOLIN	91.10
	Andrea CIA	87.00
	Laura DAL PONT	59.30
	Denise IVAN	45.80
	Denis MASIERO	86.40
	Cristian ROPELE	71.30
	Total:	570.50

Timing and Results provided by  TISSOT

TOWXOUT580-----PREL000700--_C73 1.0

Report Created SAT 16 JUL 2022 16:18

Page 1 / 1





Results

Match #8

Name	Country Code	Time of 1st Pull	Time of 2nd Pull	Cautions	Result
Germany	GER	1.14	0.39		1
Switzerland	SUI				1

Team Composition

Germany

Bib	Name	Weight [kg]
	Fabien ELIAS	49.00
	Julia Agnes FRIEB	66.00
	Lukas MAIER	82.90
	Ramona Susanne MUHL	64.30
	Nicole PFLUGER	56.20
	Florian RESCH	82.60
	Rainer VOGEL	93.60
	Thomas WEGMANN	80.30
	Total:	574.90

Switzerland

Bib	Name	Weight [kg]
	Kai BURCH	75.30
	Robin BURCH	84.90
	Samuel GRANI	77.70
	Petra KASLIN	61.10
	Sarah VILLIGER	58.10
	Brigitte Regula ZIEGLER	61.30
	Christian ZUMBUHL	83.60
	Erika Sara ZUMBUHL	69.20
	Total:	571.20





Results

Match #9

Name	Country Code	Time of 1st Pull	Time of 2nd Pull	Cautions	Result
Sweden	SWE	2.27	0.56	1	0
Great Britain	GBR			2	3

Team Composition

Sweden

Bib	Name	Weight [kg]
	Justin Jennie Linnea ANDERSSON	71.20
	Justin Kjell Simon ANDERSSON	78.10
	Knif Johanna Evelina ERIKSSON	63.50
	Knif Lars Daniel ERIKSSON	85.10
	Per Kristian FROSTGARD	82.10
	David Mattias LILJA	70.60
	SALV LINDQUIST OLSSON	63.20
	Magdalena PERSSON	62.50
	Total:	576.80

Great Britain

Bib	Name	Weight [kg]
	Tara ADAMS	72.40
	Lucie GRAY	60.80
	Daniel Paul KENNY	80.40
	Will LEE	83.60
	Ian ROBINSON	72.70
	Leeboy ROBINSON	81.30
	Emma STONE	62.50
	Charlotte WILIAMS	59.70
	Total:	573.40

Timing and Results provided by  TISSOT

TOWXOUT580-----PREL000900--_C73 1.0

Report Created SAT 16 JUL 2022 16:21

Page 1 / 1





Results

Match #10

Name	Country Code	Time of 1st Pull	Time of 2nd Pull	Cautions	Result
Italy	ITA	1.13	1.31	3	1
Switzerland	SUI			2	1

Team Composition

Italy

Bib	Name	Weight [kg]
	Samanta BECUCCI	63.90
	Chiara BERTO	65.70
	Elvis BORTOLIN	91.10
	Andrea CIA	87.00
	Laura DAL PONT	59.30
	Denise IVAN	45.80
	Denis MASIERO	86.40
	Cristian ROPELE	71.30
	Total:	570.50

Switzerland

Bib	Name	Weight [kg]
	Kai BURCH	75.30
	Robin BURCH	84.90
	Samuel GRANI	77.70
	Petra KASLIN	61.10
	Sarah VILLIGER	58.10
	Brigitte Regula ZIEGLER	61.30
	Christian ZUMBUHL	83.60
	Erika Sara ZUMBUHL	69.20
	Total:	571.20





Results

Match #11

Name	Country Code	Time of 1st Pull	Time of 2nd Pull	Cautions	Result
Netherlands	NED	1.09	1.13	2	3
Sweden	SWE				0

Team Composition

Netherlands

Bib	Name	Weight [kg]
	Robert BENTSINK	68.70
	Ruud GEERDES	83.10
	Jan Willem KLUMPERS	93.00
	Jolanda KLUMPERS-FLOORS	67.00
	Annieta NIEUWLAND	64.30
	Nanda Martrude OUDE EGBERINK	44.20
	Aloysius Maria RIBBERINK	80.20
	Trude ZONNEVELD	72.70
	Total:	571.10

Sweden

Bib	Name	Weight [kg]
	Justin Jennie Linnea ANDERSSON	71.20
	Justin Kjell Simon ANDERSSON	78.10
	Marcus CARLSSON	70.50 Substitution
	Knif Johanna Evelina ERIKSSON	63.50
	Knif Lars Daniel ERIKSSON	85.10
	Per Kristian FROSTGARD	82.10
	SALV LINDQUIST OLSSON	63.20
	Magdalena PERSSON	62.50
	Total:	576.70



Results

Match #12

Name	Country Code	Time of 1st Pull	Time of 2nd Pull	Cautions	Result
Germany	GER	1.49	1.22	3	1
Great Britain	GBR			3	1

Team Composition

Germany

Bib	Name	Weight [kg]
	Fabien ELIAS	49.00
	Julia Agnes FRIEB	66.00
	Lukas MAIER	82.90
	Ramona Susanne MUHL	64.30
	Nicole PFLUGER	56.20
	Florian RESCH	82.60
	Rainer VOGEL	93.60
	Thomas WEGMANN	80.30
	Total:	574.90

Great Britain

Bib	Name	Weight [kg]
	Tara ADAMS	72.40
	Lucie GRAY	60.80
	Daniel Paul KENNY	80.40
	Will LEE	83.60
	Ian ROBINSON	72.70
	Leeboy ROBINSON	81.30
	Emma STONE	62.50
	Charlotte WILIAMS	59.70
	Total:	573.40



Results

Match #13

Name	Country Code	Time of 1st Pull	Time of 2nd Pull	Cautions	Result
Netherlands	NED	1.05	0.46	1	0
Switzerland	SUI				3

Team Composition

Netherlands

Bib	Name	Weight [kg]
	Robert BENTSINK	68.70
	Ruud GEERDES	83.10
	Jan Willem KLUMPERS	93.00
	Jolanda KLUMPERS-FLOORS	67.00
	Annieta NIEUWLAND	64.30
	Nanda Martrude OUDE EGBERINK	44.20
	Arjan Martijn OUDE NIJHUIS	78.10
	Trude ZONNEVELD	72.70
	Total:	573.20

Switzerland

Bib	Name	Weight [kg]
	Kai BURCH	75.30
	Robin BURCH	84.90
	Samuel GRANI	77.70
	Petra KASLIN	61.10
	Sarah VILLIGER	58.10
	Brigitte Regula ZIEGLER	61.30
	Christian ZUMBUHL	83.60
	Erika Sara ZUMBUHL	69.20
	Total:	571.20





Results

Match #14

Name	Country Code	Time of 1st Pull	Time of 2nd Pull	Cautions	Result
Italy	ITA	2.24	0.34	2	0
Great Britain	GBR			3	3

Team Composition

Italy

Bib	Name	Weight [kg]
	Samanta BECUCCI	63.90
	Chiara BERTO	65.70
	Elvis BORTOLIN	91.10
	Leonardo BUFFOLO	82.60
	Andrea CIA	87.00
	Laura DAL PONT	59.30
	Denise IVAN	45.80
	Cristian ROPELE	71.30
	Total:	566.70

Great Britain

Bib	Name	Weight [kg]
	Tara ADAMS	72.40
	Lucie GRAY	60.80
	Daniel Paul KENNY	80.40
	Will LEE	83.60
	Ian ROBINSON	72.70
	Leeboy ROBINSON	81.30
	Emma STONE	62.50
	Charlotte WILIAMS	59.70
	Total:	573.40



Results

Match #15

Name	Country Code	Time of 1st Pull	Time of 2nd Pull	Cautions	Result
Germany	GER	1.00	0.15		1
Sweden	SWE			1	1

Team Composition

Germany

Bib	Name	Weight [kg]
	Fabien ELIAS	49.00
	Julia Agnes FRIEB	66.00
	Lukas MAIER	82.90
	Ramona Susanne MUHL	64.30
	Nicole PFLUGER	56.20
	Florian RESCH	82.60
	Rainer VOGEL	93.60
	Thomas WEGMANN	80.30
	Total:	574.90

Sweden

Bib	Name	Weight [kg]
	Justin Jennie Linnea ANDERSSON	71.20
	Justin Kjell Simon ANDERSSON	78.10
	Marcus CARLSSON	70.50
	Knif Johanna Evelina ERIKSSON	63.50
	Knif Lars Daniel ERIKSSON	85.10
	Per Kristian FROSTGARD	82.10
	SALV LINDQUIST OLSSON	63.20
	Magdalena PERSSON	62.50
	Total:	576.70

Timing and Results provided by  TISSOT



RESULTS BOOK



Waterski & Wakeboard





43	Waterski & Wakeboard	3905
43.1	Table of Contents	3906
43.2	Competition Schedule	3910
43.3	Number of Entries by Country	3911
43.4	Entry List by Country	3912
43.5	Medallists by Event	3915
43.6	Medal Standings	3916
43.7	Men's Trick	3917
43.7.1	Entry List by Event	3918
43.7.2	Round Summary	3919
43.7.3	Medallists	3920
43.7.4	Final	3921
43.7.4.1	Start List	3921
43.7.4.2	Results	3922
43.7.5	Preliminary Round	3923
43.7.5.1	Start List	3923
43.7.5.2	Results	3924
43.8	Men's Slalom	3925
43.8.1	Entry List by Event	3926
43.8.2	Round Summary	3927
43.8.3	Medallists	3928
43.8.4	Final	3929
43.8.4.1	Start List	3929
43.8.4.2	Results	3930
43.8.5	Preliminary Round	3931
43.8.5.1	Start List	3931
43.8.5.2	Results	3932
43.9	Men's Jump	3933
43.9.1	Entry List by Event	3934
43.9.2	Round Summary	3935
43.9.3	Medallists	3936
43.9.4	Final	3937
43.9.4.1	Start List	3937
43.9.4.2	Results	3938
43.9.5	Preliminary Round	3939
43.9.5.1	Start List	3939
43.9.5.2	Results	3940

43.10	Men's Wakeboard Freestyle	3941
43.10.1	Entry List by Event	3942
43.10.2	Round Summary	3943
43.10.3	Medallists	3944
43.10.4	Final	3945
43.10.4.1	Start List	3945
43.10.4.2	Results	3946
43.10.5	Semifinals	3947
43.10.5.1	Heat 1	3947
43.10.5.1.1	Start List	3947
43.10.5.1.2	Results	3948
43.10.5.2	Heat 2	3949
43.10.5.2.1	Start List	3949
43.10.5.2.2	Results	3950
43.10.6	Last Chance Qualifiers	3951
43.10.6.1	Heat	3951
43.10.6.1.1	Start List	3951
43.10.6.1.2	Results	3952
43.10.7	Quarterfinals	3953
43.10.7.1	Heat 1	3953
43.10.7.1.1	Start List	3953
43.10.7.1.2	Results	3954
43.10.7.2	Heat 2	3955
43.10.7.2.1	Start List	3955
43.10.7.2.2	Results	3956
43.10.7.3	Heat 3	3957
43.10.7.3.1	Start List	3957
43.10.7.3.2	Results	3958
43.11	Women's Trick	3959
43.11.1	Entry List by Event	3960
43.11.2	Round Summary	3961
43.11.3	Medallists	3962
43.11.4	Final	3963
43.11.4.1	Start List	3963
43.11.4.2	Results	3964
43.11.5	Preliminary Round	3965
43.11.5.1	Start List	3965
43.11.5.2	Results	3966
43.12	Women's Slalom	3967
43.12.1	Entry List by Event	3968
43.12.2	Round Summary	3969
43.12.3	Medallists	3970
43.12.4	Final	3971
43.12.4.1	Start List	3971


43.12.4.2	Results	3972
43.12.5	Preliminary Round	3973
43.12.5.1	Start List	3973
43.12.5.2	Results	3974
43.13	Women's Jump	3975
43.13.1	Entry List by Event	3976
43.13.2	Round Summary	3977
43.13.3	Medallists	3978
43.13.4	Final	3979
43.13.4.1	Start List	3979
43.13.4.2	Results	3980
43.13.5	Preliminary Round	3981
43.13.5.1	Start List	3981
43.13.5.2	Results	3982
43.14	Women's Wakeboard Freestyle	3983
43.14.1	Entry List by Event	3984
43.14.2	Round Summary	3985
43.14.3	Medallists	3986
43.14.4	Final	3987
43.14.4.1	Start List	3987
43.14.4.2	Results	3988
43.14.5	Last Chance Qualifiers	3989
43.14.5.1	Heat 1	3989
43.14.5.1.1	Start List	3989
43.14.5.1.2	Results	3990
43.14.5.2	Heat 2	3991
43.14.5.2.1	Start List	3991
43.14.5.2.2	Results	3992
43.14.6	Semifinals	3993
43.14.6.1	Heat 1	3993
43.14.6.1.1	Start List	3993
43.14.6.1.2	Results	3994
43.14.6.2	Heat 2	3995
43.14.6.2.1	Start List	3995
43.14.6.2.2	Results	3996



Competition Schedule

As of WED 13 JUL 2022

Date	Start Time	Event
THU 14 JUL	9:00	Women's Slalom, Preliminary Round
	Estimated 10:06	Men's Slalom, Preliminary Round
	Estimated 12:00	Women's Trick, Preliminary Round
	Estimated 12:58	Men's Trick, Preliminary Round
	15:00	Women's Wakeboard Freestyle, Semifinals (2 Matches)
	15:50	Men's Wakeboard Freestyle, Quarterfinals (3 Matches)
FRI 15 JUL	9:00	Women's Wakeboard Freestyle, Last Chance Qualifiers (2 Matches)
	9:40	Men's Wakeboard Freestyle, Last Chance Qualifiers (2 Matches)
	10:55	Women's Jump, Preliminary Round
	11:54	Men's Jump, Preliminary Round
	13:34	Women's Slalom, Final
	14:04	Men's Slalom, Final
	15:22	Women's Trick, Final
	15:52	Men's Trick, Final
SAT 16 JUL	13:00	Men's Wakeboard Freestyle, Semifinals (2 Matches)
	14:05	Women's Jump, Final
	14:50	Men's Jump, Final
	Estimated 15:40	Women's Wakeboard Freestyle, Final
	Estimated 16:16	Men's Wakeboard Freestyle, Final

Timing and Results provided by  TISSOT






Number of Entries by Country

As of WED 13 JUL 2022

Country	Men					Women					Athlete Total
	Trick	Slalom	Jump	Wakeboard	Total	Trick	Slalom	Jump	Wakeboard	Total	
ARG - Argentina	1		1		2				1	1	2
AUS - Australia	1	1		2	4	1			1	2	6
AUT - Austria			1		1						1
BEL - Belgium	1				1						1
BRA - Brazil				1	1						1
CAN - Canada		1			1	1	1	1		3	4
CHI - Chile	1		1		2	1		1		2	3
COL - Colombia		1		1	2	1	1			2	4
CZE - Czech Republic	1	1			2						2
DEN - Denmark	1				1						1
DOM - Dominican Republic		1			1						1
ESP - Spain			1	1	2						2
FRA - France	1			1	2						2
GBR - Great Britain		1	1	1	3						3
GER - Germany				1	1		1		1	2	3
GRE - Greece		1			1						1
IRL - Ireland									1	1	1
ISR - Israel				1	1						1
ITA - Italy	1	1	1	1	4	1	1		1	3	6
JPN - Japan				1	1				1	1	2
KOR - Republic of Korea			1		1						1
LAT - Latvia				1	1						1
MAR - Morocco		1			1						1
MAS - Malaysia						1				1	1
MEX - Mexico	1	1		1	3						3
NAM - Namibia							1			1	1
NZL - New Zealand									1	1	1
RSA - South Africa		1			1						1
SUI - Switzerland		1		1	2						2
SVK - Slovakia		1			1						1
SWE - Sweden									1	1	1
THA - Thailand				1	1						1
TPE - Chinese Taipei				1	1						1
UKR - Ukraine	1		1		2			1	1	2	3
USA - United States of America	1	1	1	1	4	1	1	1	2	5	9
Total:	35	11	14	9	17	7	6	4	11	28	75


Timing and Results provided by  TISSOT



Entry List by Country

As of THU 14 JUL 2022

Country	Name	Date of Birth
ARG - Argentina	Eugenia de ARMAS	12 MAR 1999
	Tobias GIORGIS	13 JUN 2002
AUS - Australia	Nick ADAMS	19 JAN 1988
	Joshua BRIANT	4 SEP 1995
	Mackenzie McCARTHY	10 APR 2004
	Nic RAPA	24 JUL 1997
	Tayla SIMMONDS	15 APR 2003
AUT - Austria	Claudio KOESTENBERGER	8 OCT 1988
BEL - Belgium	Olivier FORTAMPS	10 JUN 1978
BRA - Brazil	Henrique DAIBERT	6 MAY 1996
CAN - Canada	Jaimee BULL	28 APR 2000
	Taryn GRANT	19 NOV 1994
	Cole McCORMICK	2 AUG 1996
	Neilly ROSS	2 AUG 2001
CHI - Chile	Valentina GONZALEZ EZQUERRA	28 JAN 1999
	Martin LABRA	2 MAY 2006
	Emile RITTER	8 OCT 1991
COL - Colombia	Federico JARAMILLO	23 JAN 2003
	Luisa JARAMILLO	23 JAN 2003
	Felipe LADRON	20 JUN 2000
	Daniela VERSWYVEL	1 JUL 2004
CZE - Czech Republic	Martin KOLMAN	6 MAY 1992
	Daniel ODVAROKO	29 JUN 1986
DEN - Denmark	Tue NIELSEN	6 APR 2000
DOM - Dominican Republic	Robert PIGOZZI	13 SEP 1997
ESP - Spain	Martin DRUILLE	23 DEC 1995
	Alvaro NOGUERA	3 MAY 1996
FRA - France	Pierre BALLON	15 AUG 1989
	Maxime ROUX	14 JUN 2004
GBR - Great Britain	Rob HAZELWOOD	17 JUN 1999
	Luca KIDD	26 APR 2001
	Luke OUTRAM	3 OCT 1995
GER - Germany	Ariana EIMER	25 MAR 2004
	Wanley FENDRICH	25 DEC 2004
	Geena KRUEGER	10 DEC 1989
GRE - Greece	Filippos KYPRIOS	27 JUN 1996

Timing and Results provided by  TISSOT



BIRMINGHAM

Greater Birmingham Convention & Visitors Bureau



REGIONS Protective




BlueCross BlueShield of Alabama



Entry List by Country

As of THU 14 JUL 2022

Country	Name	Date of Birth
IRL - Ireland	Nicole CARROLL	19 MAR 1998
ISR - Israel	Guy FIRER	3 AUG 1997
ITA - Italy	Alice BAGNOLI	24 NOV 1997
	Nicholas BENATTI	29 DEC 1991
	Brando CARUSO	4 NOV 1996
	Stefano COMOLLO	27 APR 2006
	Edoardo MARENZI	21 MAR 2000
	Chiara VIRAG	7 MAR 2000
JPN - Japan	Shota TEZUKA	13 DEC 1993
	Hinata YOSHIHARA	20 AUG 2000
KOR - Republic of Korea	Jimin JEONG	18 MAR 1987
LAT - Latvia	Roberts LINAUSKIS	22 APR 1985
MAR - Morocco	Kamil BELMRAH	27 SEP 2004
MAS - Malaysia	Aaliyah YOONG HANIFAH	16 JUL 2003
MEX - Mexico	Pato FONT	7 JUN 2002
	Alvaro LAMADRID	15 JUN 1989
	Pablo MONROY	8 DEC 2003
NAM - Namibia	Natascha ROTTCHER	15 MAY 1995
NZL - New Zealand	Morgan HAAKMA	25 FEB 1997
RSA - South Africa	Travis FISHER	8 SEP 1995
SUI - Switzerland	Beny STADLBAUR	7 OCT 1992
SVK - Slovakia	Martin BARTALSKY	1 DEC 1988
SWE - Sweden	Caroline DJUPSJO	15 APR 1991
THA - Thailand	Padiwat Bomb JAEMJAN	25 SEP 1988
TPE - Chinese Taipei	Yu-Yeh YANG	12 MAR 2007
UKR - Ukraine	Varvara DOLININA	24 AUG 1994
	Danylo FILCHENKO	17 SEP 1998
	Stanislava PROSVIETOVA	21 JAN 2002

Timing and Results provided by  TISSOT



BIRMINGHAM

Greater Birmingham Convention & Visitors Bureau



REGIONS Protective




BlueCross BlueShield of Alabama



Entry List by Country

As of THU 14 JUL 2022

Country	Name	Date of Birth
USA - United States of America	Taylor GARCIA	23 DEC 1997
	Anna GAY	23 DEC 1999
	Regina JAQUESS	7 JUN 1984
	Taylor McCULLOUGH	1 JUL 1998
	Tarah MIKACICH	9 JAN 1984
	Lauren MORGAN	28 APR 1993
	Jake PELOT	22 OCT 1997
	Adam PICKOS	20 OCT 1991
	Nate SMITH	29 NOV 1990

Timing and Results provided by  TISSOT




Medallists by Event

As of SAT 16 JUL 2022

After 8 of 8 Events

Event Name	Date	Medal	Name	Country Code
Men's Trick	FRI 15 JUL	GOLD	Adam PICKOS	USA
		SILVER	Danylo FILCHENKO	UKR
		BRONZE	Pierre BALLON	FRA
Men's Slalom	FRI 15 JUL	GOLD	Nate SMITH	USA
		SILVER	Brando CARUSO	ITA
		BRONZE	Cole McCORMICK	CAN
Men's Jump	SAT 16 JUL	GOLD	Danylo FILCHENKO	UKR
		SILVER	Taylor GARCIA	USA
		BRONZE	Tobias GIORGIS	ARG
Men's Wakeboard Freestyle	SAT 16 JUL	GOLD	Nic RAPA	AUS
		SILVER	Stefano COMOLLO	ITA
		BRONZE	Maxime ROUX	FRA
Women's Trick	FRI 15 JUL	GOLD	Neilly ROSS	CAN
		SILVER	Anna GAY	USA
		BRONZE	Aaliyah YOONG HANIFAH	MAS
Women's Slalom	FRI 15 JUL	GOLD	Regina JAQUESS	USA
		SILVER	Jaimee BULL	CAN
		BRONZE	Geena KRUEGER	GER
Women's Jump	SAT 16 JUL	GOLD	Lauren MORGAN	USA
		SILVER	Taryn GRANT	CAN
		BRONZE	Valentina GONZALEZ EZQUERRA	CHI
Women's Wakeboard Freestyle	SAT 16 JUL	GOLD	Hinata YOSHIHARA	JPN
		SILVER	Eugenia de ARMAS	ARG
		BRONZE	Taylor McCULLOUGH	USA

Timing and Results provided by  TISSOT






Medal Standings

As of SAT 16 JUL 2022

After 8 of 8 Events

Rank	Country	Men				Women				Total				Rank by Total
		G	S	B	Tot	G	S	B	Tot	G	S	B	Tot	
1	USA - United States of America	2	1		3	2	1	1	4	4	2	1	7	1
2	CAN - Canada			1	1	1	2		3	1	2	1	4	2
3	UKR - Ukraine	1	1		2					1	1		2	=3
4	AUS - Australia	1			1					1			1	=7
4	JPN - Japan					1			1	1			1	=7
6	ITA - Italy		2		2						2		2	=3
7	ARG - Argentina			1	1		1		1		1	1	2	=3
8	FRA - France			2	2							2	2	=3
9	CHI - Chile							1	1			1	1	=7
9	GER - Germany							1	1			1	1	=7
9	MAS - Malaysia							1	1			1	1	=7
	Total:	4	4	4	12	4	4	4	12	8	8	8	24	

Legend:
 = Equal sign indicates that two or more NOCs share the same rank by total **B** Bronze **G** Gold **S** Silver **Tot** Total

Timing and Results provided by  **TISSOT**





Waterski & Wakeboard

Men's Trick






Entry List by Event

As of WED 13 JUL 2022

Country	Bib Number	Name	Date of Birth
ARG - Argentina	1	Tobias GIORGIS	13 JUN 2002
AUS - Australia	6	Joshua BRIANT	4 SEP 1995
BEL - Belgium	11	Olivier FORTAMPS	10 JUN 1978
CHI - Chile	19	Martin LABRA	2 MAY 2006
CZE - Czech Republic	26	Martin KOLMAN	6 MAY 1992
DEN - Denmark	27	Tue NIELSEN	6 APR 2000
FRA - France	33	Pierre BALLON	15 AUG 1989
ITA - Italy	49	Nicholas BENATTI	29 DEC 1991
MEX - Mexico	60	Pato FONT	7 JUN 2002
UKR - Ukraine	73	Danylo FILCHENKO	17 SEP 1998
USA - United States of America	79	Adam PICKOS	20 OCT 1991

Timing and Results provided by  TISSOT



REGIONS Protective






Round Summary

As of FRI 15 JUL 2022

Rank	Bib	Name	Country Code	Preliminaries		Final	
				Result	Rank	Result	Rank
1	79	Adam PICKOS	USA	11040	2	11290	1
2	73	Danylo FILCHENKO	UKR	11140	1	11140	2
3	33	Pierre BALLON	FRA	9750	6	10760	3
4	26	Martin KOLMAN	CZE	10330	4	10230	4
5	11	Olivier FORTAMPS	BEL	9810	5	9410	5
6	19	Martin LABRA	CHI	10450	3	7230	6
7	6	Joshua BRIANT	AUS	9480	7		
8	1	Tobias GIORGIS	ARG	7970	8		
9	27	Tue NIELSEN	DEN	7740	9		
10	60	Pato FONT	MEX	6720	10		
11	49	Nicholas BENATTI	ITA	6700	11		


Timing and Results provided by  TISSOT



Medallists

As of FRI 15 JUL 2022

Medal	Name	Country
GOLD	Adam PICKOS	USA - United States of America
SILVER	Danylo FILCHENKO	UKR - Ukraine
BRONZE	Pierre BALLON	FRA - France

Timing and Results provided by  **TISSOT**






Start List

As of THU 14 JUL 2022

Order	Name	Country Code
1	Pierre BALLON	FRA
2	Olivier FORTAMPS	BEL
3	Martin KOLMAN	CZE
4	Martin LABRA	CHI
5	Adam PICKOS	USA
6	Danylo FILCHENKO	UKR

Timing and Results provided by  TISSOT






Results

As of FRI 15 JUL 2022

Rank	Name	Country Code	Pass 1	Pass 2	Result	Remark
1	Adam PICKOS	USA	4970	6320	11290	
2	Danylo FILCHENKO	UKR	6220	4920	11140	
3	Pierre BALLON	FRA	4800	5960	10760	
4	Martin KOLMAN	CZE	4160	6070	10230	
5	Olivier FORTAMPS	BEL	5620	3790	9410	
6	Martin LABRA	CHI	1560	5670	7230	

Officials

Name	Function
Kerri LEE (USA)	
Candido MOZ (ITA)	
Mrie-Anne PERSOONS (BEL)	
Robert RITTER (CHI)	
Zuze BRIANT (AUS)	
Nikki LEE (USA)	
Cyndi BENZEL (USA)	

Timing and Results provided by  TISSOT






Start List

As of WED 13 JUL 2022

Order	Name	Country Code
1	Tue NIELSEN	DEN
2	Tobias GIORGIS	ARG
3	Olivier FORTAMPS	BEL
4	Nicholas BENATTI	ITA
5	Joshua BRIANT	AUS
6	Danylo FILCHENKO	UKR
7	Martin LABRA	CHI
8	Pierre BALLON	FRA
9	Martin KOLMAN	CZE
10	Adam PICKOS	USA
11	Pato FONT	MEX

Timing and Results provided by  TISSOT





Results


As of THU 14 JUL 2022

Rank	Name	Country Code	Pass 1	Pass 2	Result	Remark
1	Danylo FILCHENKO	UKR	6220	4920	11140	Q
2	Adam PICKOS	USA	4970	6070	11040	Q
3	Martin LABRA	CHI	5050	5400	10450	Q
4	Martin KOLMAN	CZE	3810	6520	10330	Q
5	Olivier FORTAMPS	BEL	6020	3790	9810	Q
6	Pierre BALLON	FRA	3940	5810	9750	Q
7	Joshua BRIANT	AUS	3960	5520	9480	
8	Tobias GIORGIS	ARG	2510	5460	7970	
9	Tue NIELSEN	DEN	2780	4960	7740	
10	Pato FONT	MEX	5030	1690	6720	
11	Nicholas BENATTI	ITA	4240	2460	6700	

Officials

Name	Function
Kerri LEE (USA)	
Candido MOZ (ITA)	
Mrie-Anne PERSOONS (BEL)	
Robert RITTER (CHI)	
Zuze BRIANT (AUS)	
Nikki LEE (USA)	
Cyndi BENZEL (USA)	

Legend:
Q Qualified

Timing and Results provided by  **TISSOT**



RESULTS BOOK



Waterski & Wakeboard

Men's Slalom






Entry List by Event

As of THU 14 JUL 2022

Country	Bib Number	Name	Date of Birth
AUS - Australia	5	Nick ADAMS	19 JAN 1988
CAN - Canada	16	Cole McCORMICK	2 AUG 1996
COL - Colombia	23	Federico JARAMILLO	23 JAN 2003
CZE - Czech Republic	25	Daniel ODVARKO	29 JUN 1986
DOM - Dominican Republic	28	Robert PIGOZZI	13 SEP 1997
GBR - Great Britain	36	Rob HAZELWOOD	17 JUN 1999
GRE - Greece	43	Filippos KYPRIOS	27 JUN 1996
ITA - Italy	48	Brando CARUSO	4 NOV 1996
MAR - Morocco	57	Kamil BELMRAH	27 SEP 2004
MEX - Mexico	59	Alvaro LAMADRID	15 JUN 1989
RSA - South Africa	65	Travis FISHER	8 SEP 1995
SUI - Switzerland	66	Beny STADLBAUR	7 OCT 1992
SVK - Slovakia	68	Martin BARTALSKY	1 DEC 1988
USA - United States of America	78	Nate SMITH	29 NOV 1990

Timing and Results provided by  TISSOT



BIRMINGHAM

Greater Birmingham Convention & Visitors Bureau



REGIONS Protective



BlueCross BlueShield of Alabama






Round Summary

As of FRI 15 JUL 2022

Rank	Bib	Name	Country Code	Preliminaries	Final
				Rank	Rank
1	78	Nate SMITH	USA	2	1
2	48	Brando CARUSO	ITA	5	2
3	16	Cole McCORMICK	CAN	1	3
4	5	Nick ADAMS	AUS	7	4
5	68	Martin BARTALSKY	SVK	6	5
6	36	Rob HAZELWOOD	GBR	3	6
7	28	Robert PIGOZZI	DOM	4	7
8	65	Travis FISHER	RSA	8	8
9	59	Alvaro LAMADRID	MEX	9	
10	23	Federico JARAMILLO	COL	10	
10	25	Daniel ODVARKO	CZE	10	
DNS	43	Filippos KYPRIOS	GRE	DNS	
DNS	57	Kamil BELMRAH	MAR	DNS	
DNS	66	Beny STADLBAUR	SUI	DNS	

Legend:
DNS Did Not Start

Timing and Results provided by  TISSOT






Medallists

As of FRI 15 JUL 2022

Medal	Name	Country
GOLD	Nate SMITH	USA - United States of America
SILVER	Brando CARUSO	ITA - Italy
BRONZE	Cole McCORMICK	CAN - Canada

Timing and Results provided by  **TISSOT**






Start List

As of THU 14 JUL 2022

Order	Name	Country Code
1	Travis FISHER	RSA
2	Nick ADAMS	AUS
3	Martin BARTALSKY	SVK
4	Brando CARUSO	ITA
5	Robert PIGOZZI	DOM
6	Rob HAZELWOOD	GBR
7	Nate SMITH	USA
8	Cole McCORMICK	CAN

Timing and Results provided by  TISSOT






Results

As of FRI 15 JUL 2022

Rank	Name	Country Code	Result	Remark
1	Nate SMITH	USA	5.00/58/10.75	
2	Brando CARUSO	ITA	1.50/58/10.75	
3	Cole McCORMICK	CAN	4.50/58/11.25	
4	Nick ADAMS	AUS	4.00/58/11.25	
5	Martin BARTALSKY	SVK	3.00/58/11.25	
6	Rob HAZELWOOD	GBR	2.50/58/11.25	
7	Robert PIGOZZI	DOM	1.50/58/11.25	
8	Travis FISHER	RSA	3.00/58/12.00	


Timing and Results provided by  TISSOT



Start List

As of WED 13 JUL 2022

Order	Name	Country Code
1	Travis FISHER	RSA
2	Kamil BELMRAH	MAR
3	Federico JARAMILLO	COL
4	Martin BARTALSKY	SVK
5	Alvaro LAMADRID	MEX
6	Brando CARUSO	ITA
7	Nick ADAMS	AUS
8	Filippos KYPRIOS	GRE
9	Beny STADLBAUR	SUI
10	Daniel ODVARKO	CZE
11	Rob HAZELWOOD	GBR
12	Robert PIGOZZI	DOM
13	Cole McCORMICK	CAN
14	Nate SMITH	USA

Timing and Results provided by  TISSOT






Results

As of THU 14 JUL 2022

Rank	Name	Country Code	Result	Remark
1	Cole McCORMICK	CAN	4.00/58/10.75	Q
2	Nate SMITH	USA	3.00/58/10.75	Q
3	Rob HAZELWOOD	GBR	5.00/58/11.25	Q
4	Robert PIGOZZI	DOM	4.00/58/11.25	Q
5	Brando CARUSO	ITA	3.50/58/11.25	Q
6	Martin BARTALSKY	SVK	2.00/58/11.25	Q
7	Nick ADAMS	AUS	3.00/58/12.00	Q
8	Travis FISHER	RSA	2.00/58/12.00	Q
9	Alvaro LAMADRID	MEX	5.00/58/13.00	
10	Federico JARAMILLO	COL	5.00/55/18.25	
10	Daniel ODVARKO	CZE	5.00/55/18.25	
DNS	Beny STADLBAUR	SUI		DNS
DNS	Filippos KYPRIOS	GRE		DNS
DNS	Kamil BELMRAH	MAR		DNS

Legend:
DNS Did Not Start **Q** Qualified

Timing and Results provided by  **TISSOT**





Waterski & Wakeboard

Men's Jump






Entry List by Event

As of THU 14 JUL 2022

Country	Bib Number	Name	Date of Birth
ARG - Argentina	1	Tobias GIORGIS	13 JUN 2002
AUT - Austria	10	Claudio KOESTENBERGER	8 OCT 1988
CHI - Chile	18	Emile RITTER	8 OCT 1991
CZE - Czech Republic	26	Martin KOLMAN	6 MAY 1992
ESP - Spain	30	Alvaro NOGUERA	3 MAY 1996
GBR - Great Britain	35	Luke OUTRAM	3 OCT 1995
ITA - Italy	47	Edoardo MARENZI	21 MAR 2000
KOR - Republic of Korea	55	Jimin JEONG	18 MAR 1987
UKR - Ukraine	73	Danylo FILCHENKO	17 SEP 1998
USA - United States of America	77	Taylor GARCIA	23 DEC 1997

Timing and Results provided by  TISSOT




Round Summary

As of SAT 16 JUL 2022

Rank	Bib	Name	Country Code	Preliminaries		Final	
				Result	Rank	Result	Rank
1	73	Danylo FILCHENKO	UKR	61.4	2	64.9	1
2	77	Taylor GARCIA	USA	62.7	1	63.9	2
3	1	Tobias GIORGIS	ARG	60.6	4	62.1	3
4	18	Emile RITTER	CHI	60.8	3	60.4	4
5	47	Edoardo MARENZI	ITA	57.5	5	59.9	5
6	10	Claudio KOESTENBERGER	AUT	56.9	6		
7	55	Jimin JEONG	KOR	53.6	7		
8	30	Alvaro NOGUERA	ESP	51.9	8		
9	35	Luke OUTRAM	GBR	47.6	9		
	26	Martin KOLMAN	CZE		DNS		

Legend:
DNS Did Not Start

Timing and Results provided by  **TISSOT**

WSKMJUMP-----_C76B 1.0

Report Created SAT 16 JUL 2022 16:22

Page 1 / 1






Medallists

As of SAT 16 JUL 2022

Medal	Name	Country
GOLD	Danylo FILCHENKO	UKR - Ukraine
SILVER	Taylor GARCIA	USA - United States of America
BRONZE	Tobias GIORGIS	ARG - Argentina

Timing and Results provided by  TISSOT






Start List

As of FRI 15 JUL 2022

Order	Name	Country Code
1	Edoardo MARENZI	ITA
2	Tobias GIORGIS	ARG
3	Emile RITTER	CHI
4	Danylo FILCHENKO	UKR
5	Taylor GARCIA	USA

Timing and Results provided by  TISSOT






Results

As of SAT 16 JUL 2022

Rank	Name	Country Code	Jump 1 [m]	Jump 2 [m]	Jump 3 [m]	Result [m]	Remark
1	Danylo FILCHENKO	UKR	62.9	61.3	64.9	64.9	
2	Taylor GARCIA	USA	63.8	63.9	63.6	63.9	
3	Tobias GIORGIS	ARG	59.3	62.1	61.0	62.1	
4	Emile RITTER	CHI	60.4	58.2	58.3	60.4	
5	Edoardo MARENZI	ITA	55.8	59.9	59.5	59.9	


Timing and Results provided by  TISSOT



Start List

As of THU 14 JUL 2022

Order	Name	Country Code
1	Alvaro NOGUERA	ESP
2	Edoardo MARENZI	ITA
3	Jimin JEONG	KOR
4	Luke OUTRAM	GBR
5	Tobias GIORGIS	ARG
6	Martin KOLMAN	CZE
7	Claudio KOESTENBERGER	AUT
8	Emile RITTER	CHI
9	Danylo FILCHENKO	UKR
10	Taylor GARCIA	USA

Timing and Results provided by  TISSOT





Results


As of FRI 15 JUL 2022

Rank	Name	Country Code	Jump 1 [m]	Jump 2 [m]	Jump 3 [m]	Result [m]	Remark
1	Taylor GARCIA	USA	61.2	62.7	Pass	62.7	Q
2	Danylo FILCHENKO	UKR	60.1	61.4	Pass	61.4	Q
3	Emile RITTER	CHI	58.9	59.8	60.8	60.8	Q
4	Tobias GIORGIS	ARG	56.9	55.6	60.6	60.6	Q
5	Edoardo MARENZI	ITA	52.2	57.5	53.5	57.5	Q
6	Claudio KOESTENBERGER	AUT	52.1	56.9	51.2	56.9	
7	Jimin JEONG	KOR	53.6	53.2	Fall	53.6	
8	Alvaro NOGUERA	ESP	49.9	51.9	51.0	51.9	
9	Luke OUTRAM	GBR	Fall	47.6	Pass	47.6	
DNS	Martin KOLMAN	CZE					

Legend:

DNS Did Not Start

Q Qualified

Timing and Results provided by  TISSOT





Waterski & Wakeboard

Men's Wakeboard Freestyle






Entry List by Event

As of WED 13 JUL 2022

Country	Bib Number	Name	Date of Birth
AUS - Australia	7	Nic RAPA	24 JUL 1997
BRA - Brazil	12	Henrique DAIBERT	6 MAY 1996
COL - Colombia	24	Felipe LADRON	20 JUN 2000
ESP - Spain	31	Martin DRUILLE	23 DEC 1995
FRA - France	34	Maxime ROUX	14 JUN 2004
GBR - Great Britain	37	Luca KIDD	26 APR 2001
GER - Germany	40	Wanley FENDRICH	25 DEC 2004
ISR - Israel	45	Guy FIRER	3 AUG 1997
ITA - Italy	50	Stefano COMOLLO	27 APR 2006
JPN - Japan	53	Shota TEZUKA	13 DEC 1993
LAT - Latvia	56	Roberts LINAUSKIS	22 APR 1985
MEX - Mexico	61	Pablo MONROY	8 DEC 2003
THA - Thailand	70	Padiwat Bomb JAEMJAN	25 SEP 1988
TPE - Chinese Taipei	71	Yu-Yeh YANG	12 MAR 2007
USA - United States of America	80	Jake PELOT	22 OCT 1997

Timing and Results provided by  TISSOT



REGIONS Protective






Round Summary

As of SAT 16 JUL 2022

Rank	Name	Country Code	Quarterfinals		LCQ		Semifinals		Final	
			Result	Rank	Result	Rank	Result	Rank	Result	Rank
1	Nic RAPA	AUS	80.33	1			79.89	1	95.22	1
2	Stefano COMOLLO	ITA	82.22	1			63.56	2	84.89	2
3	Maxime ROUX	FRA	71.00	2			68.22	1	84.56	3
4	Guy FIRER	ISR	73.22	2			59.56	3	83.22	4
5	Luca KIDD	GBR	63.56	2			61.89	3	70.22	5
6	Shota TEZUKA	JPN	80.67	1			64.22	2	32.11	6
7	Pablo MONROY	MEX	59.78	3			54.67	4		
7	Wanley FENDRICH	GER	52.67	3			48.67	4		
9	Jake PELOT	USA	64.78	3			37.67	5		
9	Yu-Yeh YANG	TPE	42.78	4	55.67	1	31.89	5		
11	Henrique DAIBERT	BRA	11.89	5	46.56	2				
12	Felipe LADRON	COL	15.00	4	44.78	3				
13	Martin DRUILLE	ESP	40.78	5	43.00	4				
14	Roberts LINAUSKIS	LAT	15.00	5	39.11	5				
15	Padiwat Bomb JAEMJAN	THA	39.89	4	32.00	6				

Legend:
LCQ Last Chance Qualifiers

Timing and Results provided by 






Medallists

As of SAT 16 JUL 2022

Medal	Name	Country
GOLD	Nic RAPA	AUS - Australia
SILVER	Stefano COMOLLO	ITA - Italy
BRONZE	Maxime ROUX	FRA - France

Timing and Results provided by  TISSOT






Start List

As of SAT 16 JUL 2022

Order	Name	Country Code
1	Luca KIDD	GBR
2	Guy FIRER	ISR
3	Shota TEZUKA	JPN
4	Stefano COMOLLO	ITA
5	Maxime ROUX	FRA
6	Nic RAPA	AUS

Timing and Results provided by  TISSOT






Results

As of SAT 16 JUL 2022

Rank	Name	Country Code	Execution	Intensity	Composition	Total	Remark
1	Nic RAPA	AUS	31.97	31.95	31.30	95.22	
2	Stefano COMOLLO	ITA	28.64	28.17	28.08	84.89	
3	Maxime ROUX	FRA	29.19	28.28	27.08	84.56	
4	Guy FIRER	ISR	27.64	27.94	27.64	83.22	
5	Luca KIDD	GBR	23.87	24.05	22.31	70.22	
6	Shota TEZUKA	JPN	10.77	10.80	10.55	32.11	


Timing and Results provided by  TISSOT



Start List

As of SAT 16 JUL 2022

Order	Name	Country Code
1	Yu-Yeh YANG	TPE
2	Wanley FENDRICH	GER
3	Luca KIDD	GBR
4	Maxime ROUX	FRA
5	Shota TEZUKA	JPN

Timing and Results provided by  TISSOT






Results

As of SAT 16 JUL 2022

Rank	Name	Country Code	Execution	Intensity	Composition	Total	Remark
1	Maxime ROUX	FRA	22.53	23.05	22.64	68.22	Q
2	Shota TEZUKA	JPN	21.31	21.82	21.09	64.22	Q
3	Luca KIDD	GBR	20.87	20.93	20.09	61.89	Q
4	Wanley FENDRICH	GER	16.54	16.48	15.65	48.67	
5	Yu-Yeh YANG	TPE	10.43	11.24	10.21	31.89	

Legend:
Q Qualified

Timing and Results provided by  **TISSOT**






Start List

As of FRI 15 JUL 2022

Order	Name	Country Code
1	Jake PELOT	USA
2	Pablo MONROY	MEX
3	Guy FIRER	ISR
4	Stefano COMOLLO	ITA
5	Nic RAPA	AUS

Timing and Results provided by  TISSOT






Results

As of SAT 16 JUL 2022

Rank	Name	Country Code	Execution	Intensity	Composition	Total	Remark
1	Nic RAPA	AUS	26.53	26.72	26.64	79.89	Q
2	Stefano COMOLLO	ITA	21.76	21.15	20.65	63.56	Q
3	Guy FIRER	ISR	19.65	20.37	19.54	59.56	Q
4	Pablo MONROY	MEX	18.09	18.59	17.98	54.67	
5	Jake PELOT	USA	12.54	13.36	11.77	37.67	

Legend:
Q Qualified

Timing and Results provided by  **TISSOT**






Start List

As of THU 14 JUL 2022

Order	Name	Country Code
1	Roberts LINAUSKIS	LAT
2	Henrique DAIBERT	BRA
3	Martin DRUILLE	ESP
4	Yu-Yeh YANG	TPE
5	Felipe LADRON	COL
6	Padiwat Bomb JAEMJAN	THA

Timing and Results provided by  **TISSOT**




Results

As of FRI 15 JUL 2022

Rank	Name	Country Code	Execution	Intensity	Composition	Total	Remark
1	Yu-Yeh YANG	TPE	18.76	18.59	18.32	55.67	Q
2	Henrique DAIBERT	BRA	15.76	16.03	14.76	46.56	
3	Felipe LADRON	COL	14.87	15.14	14.76	44.78	
4	Martin DRUILLE	ESP	14.32	14.36	14.32	43.00	
5	Roberts LINAUSKIS	LAT	13.21	13.14	12.77	39.11	
6	Padiwat Bomb JAEMJAN	THA	10.66	10.80	10.55	32.00	

Legend:
Q Qualified

Timing and Results provided by  **TISSOT**





Start List

As of WED 13 JUL 2022

Order	Name	Country Code
	Maxime ROUX	FRA
	Stefano COMOLLO	ITA
	Roberts LINAUSKIS	LAT
	Padiwat Bomb JAEMJAN	THA
	Jake PELOT	USA






Results

As of THU 14 JUL 2022

Rank	Name	Country Code	Execution	Intensity	Composition	Total	Remark
1	Stefano COMOLLO	ITA	27.42	27.28	27.53	82.22	Q
2	Maxime ROUX	FRA	24.20	24.05	22.76	71.00	Q
3	Jake PELOT	USA	22.76	22.04	19.98	64.78	Q
4	Padiwat Bomb JAEMJAN	THA	13.32	13.36	13.21	39.89	R
5	Roberts LINAUSKIS	LAT	5.00	5.01	5.00	15.00	R

Legend:	Q	Qualified	R	Qualified for Last Chance Qualifiers
----------------	---	-----------	---	--------------------------------------

Timing and Results provided by  TISSOT






Start List

As of WED 13 JUL 2022

Order	Name	Country Code
	Henrique DAIBERT	BRA
	Felipe LADRON	COL
	Wanley FENDRICH	GER
	Guy FIRER	ISR
	Shota TEZUKA	JPN

Timing and Results provided by  TISSOT




Results

As of THU 14 JUL 2022

Rank	Name	Country Code	Execution	Intensity	Composition	Total	Remark
1	Shota TEZUKA	JPN	26.86	26.94	26.86	80.67	Q
2	Guy FIRER	ISR	24.53	24.83	23.87	73.22	Q
3	Wanley FENDRICH	GER	17.98	17.59	17.09	52.67	Q
4	Felipe LADRON	COL	4.77	5.23	5.00	15.00	R
5	Henrique DAIBERT	BRA	3.77	4.12	4.00	11.89	R

Legend:
Q Qualified **R** Qualified for Last Chance Qualifiers

Timing and Results provided by  **TISSOT**





Start List

As of WED 13 JUL 2022

Order	Name	Country Code
	Nic RAPA	AUS
	Martin DRUILLE	ESP
	Luca KIDD	GBR
	Pablo MONROY	MEX
	Yu-Yeh YANG	TPE




Results

As of THU 14 JUL 2022

Rank	Name	Country Code	Execution	Intensity	Composition	Total	Remark
1	Nic RAPA	AUS	26.86	27.28	26.20	80.33	Q
2	Luca KIDD	GBR	20.87	21.82	20.87	63.56	Q
3	Pablo MONROY	MEX	19.65	20.15	19.98	59.78	Q
4	Yu-Yeh YANG	TPE	13.54	14.47	14.76	42.78	R
5	Martin DRUILLE	ESP	13.65	13.58	13.54	40.78	R

Legend:	Q	Qualified	R	Qualified for Last Chance Qualifiers
----------------	---	-----------	---	--------------------------------------

Timing and Results provided by  TISSOT



Waterski & Wakeboard

Women's Trick






Entry List by Event

As of WED 13 JUL 2022

Country	Bib Number	Name	Date of Birth
AUS - Australia	4	Tayla SIMMONDS	15 APR 2003
CAN - Canada	15	Neilly ROSS	2 AUG 2001
CHI - Chile	17	Valentina GONZALEZ EZQUERRA	28 JAN 1999
COL - Colombia	22	Daniela VERSWYVEL	1 JUL 2004
ITA - Italy	46	Alice BAGNOLI	24 NOV 1997
MAS - Malaysia	58	Aaliyah YOONG HANIFAH	16 JUL 2003
USA - United States of America	76	Anna GAY	23 DEC 1999

Timing and Results provided by  TISSOT






Round Summary

As of FRI 15 JUL 2022

Rank	Bib	Name	Country Code	Preliminaries		Final	
				Result	Rank	Result	Rank
1	15	Neilly ROSS	CAN	9750	1	9690	1
2	76	Anna GAY	USA	9190	2	9190	2
3	58	Aaliyah YOONG HANIFAH	MAS	6700	4	7960	3
4	22	Daniela VERSWYVEL	COL	7100	3	6380	4
5	4	Tayla SIMMONDS	AUS	6640	5	6360	5
6	46	Alice BAGNOLI	ITA	5550	6		
7	17	Valentina GONZALEZ EZQUERRA	CHI	5500	7		

Timing and Results provided by  TISSOT






Medallists

As of FRI 15 JUL 2022

Medal	Name	Country
GOLD	Neilly ROSS	CAN - Canada
SILVER	Anna GAY	USA - United States of America
BRONZE	Aaliyah YOONG HANIFAH	MAS - Malaysia

Timing and Results provided by  TISSOT






Start List

As of THU 14 JUL 2022

Order	Name	Country Code
1	Tayla SIMMONDS	AUS
2	Aaliyah YOONG HANIFAH	MAS
3	Daniela VERSWYVEL	COL
4	Anna GAY	USA
5	Neilly ROSS	CAN

Timing and Results provided by  TISSOT






Results

As of FRI 15 JUL 2022

Rank	Name	Country Code	Pass 1	Pass 2	Result	Remark
1	Neilly ROSS	CAN	4060	5630	9690	
2	Anna GAY	USA	4060	5130	9190	
3	Aaliyah YOONG HANIFAH	MAS	3560	4400	7960	
4	Daniela VERSWYVEL	COL	4370	2010	6380	
5	Tayla SIMMONDS	AUS	3230	3130	6360	

Officials

Name	Function
Kerri LEE (USA)	
Candido MOZ (ITA)	
Mrie-Anne PERSOONS (BEL)	
Robert RITTER (CHI)	
Zuze BRIANT (AUS)	
Nikki LEE (USA)	
Cyndi BENZEL (USA)	

Timing and Results provided by  TISSOT






Start List

As of WED 13 JUL 2022

Order	Name	Country Code
1	Aaliyah YOONG HANIFAH	MAS
2	Tayla SIMMONDS	AUS
3	Daniela VERSWYVEL	COL
4	Alice BAGNOLI	ITA
5	Valentina GONZALEZ EZQUERRA	CHI
6	Anna GAY	USA
7	Neilly ROSS	CAN

Timing and Results provided by  TISSOT





Results

As of THU 14 JUL 2022

Rank	Name	Country Code	Pass 1	Pass 2	Result	Remark
1	Neilly ROSS	CAN	4210	5540	9750	Q
2	Anna GAY	USA	4060	5130	9190	Q
3	Daniela VERSWYVEL	COL	4460	2640	7100	Q
4	Aaliyah YOONG HANIFAH	MAS	2920	3780	6700	Q
5	Tayla SIMMONDS	AUS	3230	3410	6640	Q
6	Alice BAGNOLI	ITA	2970	2580	5550	
7	Valentina GONZALEZ EZQUERRA	CHI	2460	3040	5500	

Officials

Name	Function
Kerri LEE (USA)	
Candido MOZ (ITA)	
Mrie-Anne PERSOONS (BEL)	
Robert RITTER (CHI)	
Zuze BRIANT (AUS)	
Nikki LEE (USA)	
Cyndi BENZEL (USA)	

Legend:
Q Qualified

Timing and Results provided by 





Waterski & Wakeboard

Women's Slalom






Entry List by Event

As of WED 13 JUL 2022

Country	Bib Number	Name	Date of Birth
CAN - Canada	14	Jaimee BULL	28 APR 2000
COL - Colombia	21	Luisa JARAMILLO	23 JAN 2003
GER - Germany	39	Geena KRUEGER	10 DEC 1989
ITA - Italy	46	Alice BAGNOLI	24 NOV 1997
NAM - Namibia	62	Natascha ROTTCHER	15 MAY 1995
USA - United States of America	75	Regina JAQUESS	7 JUN 1984


Timing and Results provided by  TISSOT



Round Summary

As of FRI 15 JUL 2022

Rank	Bib	Name	Country Code	Preliminaries	Final
				Rank	Rank
1	75	Regina JAQUESS	USA	1	1
2	14	Jaimee BULL	CAN	2	2
3	39	Geena KRUEGER	GER	3	3
4	21	Luisa JARAMILLO	COL	3	4
5	46	Alice BAGNOLI	ITA	5	5
6	62	Natascha ROTTCHER	NAM	6	


Timing and Results provided by  TISSOT



Medallists

As of FRI 15 JUL 2022

Medal	Name	Country
GOLD	Regina JAQUESS	USA - United States of America
SILVER	Jaimee BULL	CAN - Canada
BRONZE	Geena KRUEGER	GER - Germany

Timing and Results provided by  **TISSOT**






Start List

As of THU 14 JUL 2022

Order	Name	Country Code
1	Alice BAGNOLI	ITA
2	Luisa JARAMILLO	COL
3	Geena KRUEGER	GER
4	Jaimee BULL	CAN
5	Regina JAQUESS	USA

Timing and Results provided by  TISSOT






Results

As of FRI 15 JUL 2022

Rank	Name	Country Code	Result	Remark
1	Regina JAQUESS	USA	6.00/55/11.25	
2	Jaimee BULL	CAN	3.00/55/11.25	
3	Geena KRUEGER	GER	2.00/55/11.25	
4	Luisa JARAMILLO	COL	1.00/55/11.25	
5	Alice BAGNOLI	ITA	3.50/55/13.00	

Timing and Results provided by  TISSOT






Start List

As of WED 13 JUL 2022

Order	Name	Country Code
1	Natascha ROTTCHER	NAM
2	Alice BAGNOLI	ITA
3	Geena KRUEGER	GER
4	Luisa JARAMILLO	COL
5	Jaimee BULL	CAN
6	Regina JAQUESS	USA

Timing and Results provided by  TISSOT






Results

As of THU 14 JUL 2022

Rank	Name	Country Code	Result	Remark
1	Regina JAQUSS	USA	1.00/55/10.75	Q
2	Jaimee BULL	CAN	4.00/55/11.25	Q
3	Luisa JARAMILLO	COL	5.00/55/12.00	Q
3	Geena KRUEGER	GER	5.00/55/12.00	Q
5	Alice BAGNOLI	ITA	4.00/55/12.00	Q
6	Natascha ROTTCHER	NAM	4.00/55/14.25	

Legend:
Q Qualified

Timing and Results provided by  **TISSOT**





Waterski & Wakeboard

Women's Jump






Entry List by Event

As of THU 14 JUL 2022

Country	Bib Number	Name	Date of Birth
CAN - Canada	13	Taryn GRANT	19 NOV 1994
CHI - Chile	17	Valentina GONZALEZ EZQUERRA	28 JAN 1999
ITA - Italy	46	Alice BAGNOLI	24 NOV 1997
MAS - Malaysia	58	Aaliyah YOONG HANIFAH	16 JUL 2003
UKR - Ukraine	72	Stanislava PROSVIETOVA	21 JAN 2002
USA - United States of America	64	Lauren MORGAN	28 APR 1993

Timing and Results provided by  TISSOT






Round Summary

As of SAT 16 JUL 2022

Rank	Bib	Name	Country Code	Preliminaries		Final	
				Result	Rank	Result	Rank
1	64	Lauren MORGAN	USA	49.8	1	52.7	1
2	13	Taryn GRANT	CAN	47.7	2	50.1	2
3	17	Valentina GONZALEZ EZQUERRA	CHI	43.6	3	46.6	3
4	72	Stanislava PROSVIETOVA	UKR	37.0	5	43.0	4
5	58	Aaliyah YOONG HANIFAH	MAS	41.9	4	41.6	5
6	46	Alice BAGNOLI	ITA	34.2	6		


Timing and Results provided by  TISSOT



Medallists

As of SAT 16 JUL 2022

Medal	Name	Country
GOLD	Lauren MORGAN	USA - United States of America
SILVER	Taryn GRANT	CAN - Canada
BRONZE	Valentina GONZALEZ EZQUERRA	CHI - Chile

Timing and Results provided by  **TISSOT**






Start List

As of FRI 15 JUL 2022

Order	Name	Country Code
1	Aaliyah YOONG HANIFAH	MAS
2	Stanislava PROSVIETOVA	UKR
3	Valentina GONZALEZ EZQUERRA	CHI
4	Taryn GRANT	CAN
5	Lauren MORGAN	USA

Timing and Results provided by  TISSOT






Results

As of SAT 16 JUL 2022

Rank	Name	Country Code	Jump 1 [m]	Jump 2 [m]	Jump 3 [m]	Result [m]	Remark
1	Lauren MORGAN	USA	49.1	52.7	Pass	52.7	
2	Taryn GRANT	CAN	50.1	49.5	38.4	50.1	
3	Valentina GONZALEZ EZQUERRA	CHI	44.2	46.6	Pass	46.6	
4	Stanislava PROSVIETOVA	UKR	40.5	41.6	43.0	43.0	
5	Aaliyah YOONG HANIFAH	MAS	37.0	40.5	41.6	41.6	


Timing and Results provided by  TISSOT



Start List

As of THU 14 JUL 2022

Order	Name	Country Code
1	Aaliyah YOONG HANIFAH	MAS
2	Stanislava PROSVIETOVA	UKR
3	Valentina GONZALEZ EZQUERRA	CHI
4	Taryn GRANT	CAN
5	Alice BAGNOLI	ITA
6	Lauren MORGAN	USA

Timing and Results provided by  TISSOT






Results

As of FRI 15 JUL 2022

Rank	Name	Country Code	Jump 1 [m]	Jump 2 [m]	Jump 3 [m]	Result [m]	Remark
1	Lauren MORGAN	USA	49.8	Pass	Pass	49.8	Q
2	Taryn GRANT	CAN	44.9	45.4	47.7	47.7	Q
3	Valentina GONZALEZ EZQUERRA	CHI	43.5	43.6	43.1	43.6	Q
4	Aaliyah YOONG HANIFAH	MAS	35.0	39.6	41.9	41.9	Q
5	Stanislava PROSVIETOVA	UKR	Pass	Fall	37.0	37.0	Q
6	Alice BAGNOLI	ITA	33.6	Pass	34.2	34.2	

Legend:
Q Qualified

Timing and Results provided by  **TISSOT**



Waterski & Wakeboard

Women's Wakeboard Freestyle






Entry List by Event

As of WED 13 JUL 2022

Country	Bib Number	Name	Date of Birth
ARG - Argentina	2	Eugenia de ARMAS	12 MAR 1999
AUS - Australia	9	Mackenzie McCARTHY	10 APR 2004
GER - Germany	41	Ariana EIMER	25 MAR 2004
IRL - Ireland	44	Nicole CARROLL	19 MAR 1998
ITA - Italy	51	Chiara VIRAG	7 MAR 2000
JPN - Japan	54	Hinata YOSHIHARA	20 AUG 2000
NZL - New Zealand	63	Morgan HAAKMA	25 FEB 1997
SWE - Sweden	69	Caroline DJUPSJO	15 APR 1991
UKR - Ukraine	74	Varvara DOLININA	24 AUG 1994
USA - United States of America	82	Taylor McCULLOUGH	1 JUL 1998
	81	Tarah MIKACICH	9 JAN 1984

Timing and Results provided by  TISSOT



REGIONS Protective






Round Summary

As of SAT 16 JUL 2022

Rank	Name	Country Code	Semifinals		LCQ		Final	
			Result	Rank	Result	Rank	Result	Rank
1	Hinata YOSHIHARA	JPN	59.78	1			67.11	1
2	Eugenia de ARMAS	ARG	37.22	4	73.56	1	61.67	2
3	Taylor McCULLOUGH	USA	58.45	2			56.22	3
4	Chiara VIRAG	ITA	60.22	1			54.44	4
5	Tarah MIKACICH	USA	52.22	4	69.00	1	49.89	5
6	Mackenzie McCARTHY	AUS	58.89	2			47.11	6
7	Caroline DJUPSJO	SWE	55.56	3	51.45	2		
7	Varvara DOLININA	UKR	41.22	3	62.11	2		
9	Morgan HAAKMA	NZL	18.78	5	27.67	3		
9	Ariana EIMER	GER	27.44	5	41.00	3		
11	Nicole CARROLL	IRL	19.00	6	23.11	4		

Timing and Results provided by  TISSOT






Medallists

As of SAT 16 JUL 2022

Medal	Name	Country
GOLD	Hinata YOSHIHARA	JPN - Japan
SILVER	Eugenia de ARMAS	ARG - Argentina
BRONZE	Taylor McCULLOUGH	USA - United States of America

Timing and Results provided by  **TISSOT**






Start List

As of FRI 15 JUL 2022

Order	Name	Country Code
1	Tarah MIKACICH	USA
2	Eugenia de ARMAS	ARG
3	Taylor McCULLOUGH	USA
4	Mackenzie McCARTHY	AUS
5	Hinata YOSHIHARA	JPN
6	Chiara VIRAG	ITA

Timing and Results provided by  TISSOT






Results

As of SAT 16 JUL 2022

Rank	Name	Country Code	Execution	Intensity	Composition	Total	Remark
1	Hinata YOSHIHARA	JPN	22.53	22.49	22.09	67.11	
2	Eugenia de ARMAS	ARG	20.31	20.71	20.65	61.67	
3	Taylor McCULLOUGH	USA	18.98	18.70	18.54	56.22	
4	Chiara VIRAG	ITA	18.43	18.26	17.76	54.44	
5	Tarah MIKACICH	USA	16.65	16.70	16.54	49.89	
6	Mackenzie McCARTHY	AUS	15.54	16.03	15.54	47.11	

Timing and Results provided by  TISSOT






Start List

As of THU 14 JUL 2022

Order	Name	Country Code
1	Ariana EIMER	GER
2	Tarah MIKACICH	USA
3	Varvara DOLININA	UKR

Timing and Results provided by  TISSOT




Results

As of FRI 15 JUL 2022

Rank	Name	Country Code	Execution	Intensity	Composition	Total	Remark
1	Tarah MIKACICH	USA	23.31	23.16	22.53	69.00	Q
2	Varvara DOLININA	UKR	20.54	20.60	20.98	62.11	
3	Ariana EIMER	GER	13.65	13.92	13.43	41.00	

Legend:

Q Qualified


Timing and Results provided by  TISSOT



Start List

As of THU 14 JUL 2022

Order	Name	Country Code
1	Nicole CARROLL	IRL
2	Morgan HAAKMA	NZL
3	Eugenia de ARMAS	ARG
4	Caroline DJUPSJO	SWE

Timing and Results provided by  TISSOT




Results

As of FRI 15 JUL 2022

Rank	Name	Country Code	Execution	Intensity	Composition	Total	Remark
1	Eugenia de ARMAS	ARG	24.64	24.49	24.42	73.56	Q
2	Caroline DJUPSJO	SWE	16.98	17.59	16.87	51.45	
3	Morgan HAAKMA	NZL	9.55	9.02	9.10	27.67	
4	Nicole CARROLL	IRL	7.77	7.79	7.55	23.11	

Legend:
Q Qualified

Timing and Results provided by  **TISSOT**



Start List

As of WED 13 JUL 2022

Order	Name	Country Code
	Eugenia de ARMAS	ARG
	Ariana EIMER	GER
	Nicole CARROLL	IRL
	Hinata YOSHIHARA	JPN
	Varvara DOLININA	UKR
	Taylor McCULLOUGH	USA




Results

As of THU 14 JUL 2022

Rank	Name	Country Code	Execution	Intensity	Composition	Total	Remark
1	Hinata YOSHIHARA	JPN	20.76	20.60	18.43	59.78	Q
2	Taylor McCULLOUGH	USA	19.65	19.82	18.98	58.45	Q
3	Varvara DOLININA	UKR	13.21	13.92	14.10	41.22	R
4	Eugenia de ARMAS	ARG	12.43	12.69	12.10	37.22	R
5	Ariana EIMER	GER	9.10	9.24	9.10	27.44	R
6	Nicole CARROLL	IRL	6.33	6.46	6.22	19.00	R

Legend:	Q	Qualified	R	Qualified for Last Chance Qualifiers
----------------	---	-----------	---	--------------------------------------


Timing and Results provided by  **TISSOT**



Start List

As of WED 13 JUL 2022

Order	Name	Country Code
	Mackenzie McCARTHY	AUS
	Chiara VIRAG	ITA
	Morgan HAAKMA	NZL
	Caroline DJUPSJO	SWE
	Tarah MIKACICH	USA

Timing and Results provided by  TISSOT




Results

As of THU 14 JUL 2022

Rank	Name	Country Code	Execution	Intensity	Composition	Total	Remark
1	Chiara VIRAG	ITA	20.42	20.82	18.98	60.22	Q
2	Mackenzie McCARTHY	AUS	19.87	20.15	18.87	58.89	Q
3	Caroline DJUPSJO	SWE	18.09	19.48	17.98	55.56	R
4	Tarah MIKACICH	USA	17.32	17.92	16.98	52.22	R
5	Morgan HAAKMA	NZL	6.22	6.57	5.99	18.78	R

Legend:	Q	Qualified	R	Qualified for Last Chance Qualifiers
----------------	---	-----------	---	--------------------------------------

Timing and Results provided by  TISSOT



Wheelchair Rugby





44	Wheelchair Rugby	3996
44.1	Table of Contents	3997
44.2	Competition Schedule	4000
44.3	Medallists by Event	4001
44.4	Medal Standings	4002
44.5	Mixed Team	4003
44.5.1	Team Roster	4004
44.5.1.1	Team Roster - CAN	4004
44.5.1.2	Team Roster - GBR	4005
44.5.1.3	Team Roster - GER	4006
44.5.1.4	Team Roster - JPN	4007
44.5.1.5	Team Roster - SUI	4008
44.5.1.6	Team Roster - USA	4009
44.5.2	Tournament Summary	4010
44.5.3	Medallists (Team)	4011
44.5.4	Finals	4012
44.5.4.1	5th Place Game #X16	4012
44.5.4.1.1	Start List SUI - USA	4012
44.5.4.1.2	Results SUI - USA	4013
44.5.4.2	Bronze Medal Game #X17	4014
44.5.4.2.1	Start List GER - CAN	4014
44.5.4.2.2	Results GER - CAN	4015
44.5.4.3	Gold Medal Game #X18	4016
44.5.4.3.1	Start List GBR - JPN	4016
44.5.4.3.2	Results GBR - JPN	4017
44.5.5	Preliminary Round	4018
44.5.5.1	Game #X01	4018
44.5.5.1.1	Start List USA - JPN	4018
44.5.5.1.2	Results USA - JPN	4019
44.5.5.2	Game #X02	4020
44.5.5.2.1	Start List GER - CAN	4020
44.5.5.2.2	Results GER - CAN	4021
44.5.5.3	Game #X03	4022
44.5.5.3.1	Start List SUI - GBR	4022
44.5.5.3.2	Results SUI - GBR	4023
44.5.5.4	Game #X04	4024
44.5.5.4.1	Start List JPN - GER	4024

RESULTS BOOK

TABLE OF CONTENTS

44.5.5.4.2	Results JPN - GER	4025
44.5.5.5	Game #X05	4026
44.5.5.5.1	Start List CAN - GBR	4026
44.5.5.5.2	Results CAN - GBR	4027
44.5.5.6	Game #X06	4028
44.5.5.6.1	Start List JPN - SUI	4028
44.5.5.6.2	Results JPN - SUI	4029
44.5.5.7	Game #X07	4030
44.5.5.7.1	Start List GBR - USA	4030
44.5.5.7.2	Results GBR - USA	4031
44.5.5.8	Game #X08	4032
44.5.5.8.1	Start List CAN - SUI	4032
44.5.5.8.2	Results CAN - SUI	4033
44.5.5.9	Game #X09	4034
44.5.5.9.1	Start List GER - USA	4034
44.5.5.9.2	Results GER - USA	4035
44.5.5.10	Game #X10	4036
44.5.5.10.1	Start List JPN - GBR	4036
44.5.5.10.2	Results JPN - GBR	4037
44.5.5.11	Game #X11	4038
44.5.5.11.1	Start List USA - CAN	4038
44.5.5.11.2	Results USA - CAN	4039
44.5.5.12	Game #X12	4040
44.5.5.12.1	Start List SUI - GER	4040
44.5.5.12.2	Results SUI - GER	4041
44.5.5.13	Game #X13	4042
44.5.5.13.1	Start List CAN - JPN	4042
44.5.5.13.2	Results CAN - JPN	4043
44.5.5.14	Game #X14	4044
44.5.5.14.1	Start List GBR - GER	4044
44.5.5.14.2	Results GBR - GER	4045
44.5.5.15	Game #X15	4046
44.5.5.15.1	Start List SUI - USA	4046
44.5.5.15.2	Results SUI - USA	4047




Competition Schedule

As of SAT 16 JUL 2022 At 18:21

Date	Session	Start Time	Estimated Finish Time	Teams	Phase	Match Number
THU 14 JUL	WR01	9:00	10:15	USA - JPN	Preliminary Round	1
	WR02	11:00	12:15	GER - CAN	Preliminary Round	2
	WR03	13:00	14:15	SUI - GBR	Preliminary Round	3
	WR04	15:00	16:15	JPN - GER	Preliminary Round	4
	WR05	17:00	18:15	CAN - GBR	Preliminary Round	5
FRI 15 JUL	WR06	9:00	10:15	JPN - SUI	Preliminary Round	6
	WR07	11:00	12:15	GBR - USA	Preliminary Round	7
	WR08	13:00	14:15	CAN - SUI	Preliminary Round	8
	WR09	15:00	16:15	GER - USA	Preliminary Round	9
	WR10	17:00	18:15	JPN - GBR	Preliminary Round	10
SAT 16 JUL	WR11	9:00	10:15	USA - CAN	Preliminary Round	11
	WR12	11:00	12:15	SUI - GER	Preliminary Round	12
	WR13	13:00	14:15	CAN - JPN	Preliminary Round	13
	WR14	15:00	16:15	GBR - GER	Preliminary Round	14
	WR15	17:00	18:15	SUI - USA	Preliminary Round	15
SUN 17 JUL	WR16	8:30	9:45	SUI - USA	5th Place Game	16
	WR17	10:15	11:30	GER - CAN	Bronze Medal Game	17
	WR18	12:00	13:15	GBR - JPN	Gold Medal Game	18

Note:
Please check INFO for more details and the latest updates.

Timing and Results provided by 





Medallists by Event

As of SUN 17 JUL 2022 At 13:11

Event	Date	Medal	Name	Country Code
Mixed Tournament	17 JUL 2022	GOLD	3 Myles PEARSON 6 Sam DICKINSON 7 Kylie GRIMES 8 Nick CUMMINS 9 David COWLING 12 Luke WILSON 14 Daniel KELLETT	GBR
		SILVER	1 Hidefumi WAKAYAMA 2 Yuki HASEGAWA 3 Kae KURAHASHI 9 Tomoaki IMAI 15 Kotaro KISHI 20 Takayuki NORIMATSU 22 Seiya NORIMATSU 23 Hitoshi OGAWA	JPN
		BRONZE	5 Peter SCHREINER 6 Christian RIEDEL 7 Britta KRIPKE 11 Thomas SCHUWJE 13 Robert TEICHMANN 21 Florian BONGARD 25 Niklas BRASCHOSS	GER




Medal Standings

As of SUN 17 JUL 2022 At 13:11

Rank	Country	Mixed				Total				Rank by Total
		G	S	B	Tot	G	S	B	Tot	
1	GBR - Great Britain	1			1	1			1	=1
2	JPN - Japan		1		1		1		1	=1
3	GER - Germany			1	1			1	1	=1
Total		1	1	1	3	1	1	1	3	

Legend:
 = Equal sign indicates that two or more countries share the same rank by total
 S Silver Tot Total B Bronze G Gold

Timing and Results provided by  TISSOT





Wheelchair Rugby

Mixed Team





Team Roster

As of THU 14 JUL 2022 At 10:27


CAN - Canada

No.	Name	Gender	Sport Class	Date of Birth	Club	Int'l. Games Played
7	Byron GREEN	M	0.5	26 APR 1984		
10	Trevor HIRSCHFIELD	M	1.0	21 DEC 1983		
12	Patrice DAGENAIS	M	1.0	10 APR 1984		
13	Kristen CAMERON	W	0.5	30 MAR 1985		
15	Patrice SIMARD	M	1.5	19 JAN 1979		
22	Melanie LABELLE	W	1.0	4 JUN 1985		
41	Eric RODRIGUES	M	0.5	5 JUL 1979		
43	Maxime DROLET-GAUTHIER	M	1.0	17 OCT 1993		

Coach: WHITEHEAD Mike

Team Colours Top
Uniform 1 red
Uniform 2 black

Legend:	C	Captain	F	Female	M	Male	No.	Uniform Number
----------------	---	---------	---	--------	---	------	-----	----------------

Timing and Results provided by 





Team Roster

As of THU 14 JUL 2022 At 12:28


GBR - Great Britain

No.	Name	Gender	Sport Class	Date of Birth	Club	Int'l. Games Played
3	Myles PEARSON	M	1.5	15 MAR 1993		
6	Sam DICKINSON	M	0.5	21 MAR 1992		
7	Kylie GRIMES	W	0.5	7 DEC 1987		
8	Nick CUMMINS	M	1.5	4 AUG 1985		
9	David COWLING	M	1.0	5 FEB 1976		
12	Luke WILSON	M	1.0	31 MAY 1986		
14	Daniel KELLETT	M	0.5	4 AUG 1992		

Coach: TARR Rob

Team Colours **Top**
Uniform 1 white
Uniform 2 red

Legend:	C	F	M	No.
	Captain	Female	Male	Uniform Number

Timing and Results provided by  TISSOT

WRUOTEAM4---35070-----_C33_OGBR 3

Report Created THU 14 JUL 2022 12:28

Page 1 / 1





Team Roster

As of THU 14 JUL 2022 At 10:46


GER - Germany

No.	Name	Gender	Sport Class	Date of Birth	Club	Int'l. Games Played
5	Peter SCHREINER	M	0.5	17 JAN 1969		
6	Christian RIEDEL	M	0.5	2 OCT 1970		
7	Britta KRIPKE	W	0.5	3 JUL 1977		
11	Thomas SCHUWJE	M	1.5	31 DEC 1983		
13	Robert TEICHMANN	M	1.0	13 JAN 1975		
21	Florian BONGARD	M	1.0	30 DEC 1993		
25	Niklas BRASCHOSS	M	1.0	27 JUL 2001		

Coach: Christian RIEDEL

Team Colours **Top**
Uniform 1 white
Uniform 2 black

Legend:							
C	Captain	F	Female	M	Male	No.	Uniform Number

Timing and Results provided by  TISSOT

WRUOTEAM4---35070-----_C33_OGER 4

Report Created THU 14 JUL 2022 10:46

Page 1 / 1





Team Roster

As of THU 14 JUL 2022 At 7:30


JPN - Japan

No.	Name	Gender	Sport Class	Date of Birth	Club	Int'l. Games Played
1	Hidefumi WAKAYAMA	M	1.0	3 JAN 1985		
2	Yuki HASEGAWA	M	0.5	5 OCT 1992		
3	Kae KURAHASHI	W	0.5	15 SEP 1990		
9	Tomoaki IMAI	M	1.0	12 MAR 1983		
15	Kotaro KISHI	M	0.5	8 OCT 1971		
20	Takayuki NORIMATSU	M	1.5	28 FEB 1987		
22	Seiya NORIMATSU	M	1.5	2 APR 1990		
23	Hitoshi OGAWA	M	1.0	2 JUN 1994		

Coach: ORR Kevin (USA)

Team Colours
Uniform 1 Top white
Uniform 2 red

Legend:	C Captain	F Female	M Male	No. Uniform Number
----------------	------------------	-----------------	---------------	---------------------------

Timing and Results provided by 





Team Roster

As of THU 14 JUL 2022 At 12:28

SUI - Switzerland

No.	Name	Gender	Sport Class	Date of Birth	Club	Int'l. Games Played
1	Roger SUTER	M	1.0	2 AUG 1967		
2	Christian HAHNEL	M	1.5	24 JUN 1982		
3	Andreas BRANDLI	M	1.5	4 OCT 1977		
5	Adrian MOSER	M	1.0	5 NOV 1982		
6	Peter ROOS	M	0.5	27 FEB 1984		
11	Yves LANGHARD	M	1.0	2 MAY 1998		
12	Jonathan BALTENSPERGER	M	0.5	8 JAN 1986		
22	Patrick GOSTELI	M	0.5	9 SEP 1991		

Coach: WIELAND Roland

Team Colours **Top**
Uniform 1 white
Uniform 2 red

Legend:	C	F	M	No.
	Captain	Female	Male	Uniform Number

Timing and Results provided by  TISSOT

WRUOTEAM4---35070-----_C33_OSUI 3

Report Created THU 14 JUL 2022 12:28

Page 1 / 1





Team Roster

As of THU 14 JUL 2022 At 8:05


USA - United States of America

No.	Name	Gender	Sport Class	Date of Birth	Club	Int'l. Games Played
2	Zachary BRADLEY	M	1.5	3 JAN 1992		
3	Jeremy HANNAFORD	M	1.0	25 JUL 1983		
5	Daniel ORTIZ	M	1.0	14 JUL 1996		
10	Mike DEYOUNG	M	0.5	29 NOV 1981		
12	Sebastian BROUSSARD	M	0.5	15 MAR 1999		
15	Ryan ENGELBY	M	1.5	15 OCT 1980		
21	Joel RODRIGUEZ	M	1.0	19 JUL 1989		
22	John MILSTEAD	M	0.5	22 APR 1977		

Coach: KEARLEY Steve

Team Colours Top
Uniform 1 white
Uniform 2 navy

Legend:	C	Captain	F	Female	M	Male	No.	Uniform Number
----------------	---	---------	---	--------	---	------	-----	----------------

Timing and Results provided by 





Tournament Summary

As of SUN 17 JUL 2022 At 13:10

Today's Matches

Teams	Start Time	Period 1	Period 2	Period 3	Period 4	Overtime	Total
SUI - USA	8:30	6-9	10-8	9-6	9-9	-	34-32
GER - CAN	10:15	11-8	11-6	10-8	12-8	-	44-30
GBR - JPN	12:00	7-4	9-7	12-6	7-6	-	35-23

Group A

Rank		GBR	JPN	GER	CAN	SUI	USA
1	GBR		46-27	38-32	42-30	51-17	47-12
2	JPN	27-46		35-30	38-33	36-16	50-14
3	GER	32-38	30-35		41-33	41-23	59-15
4	CAN	30-42	33-38	33-41		37-15	45-28
5	SUI	17-51	16-36	23-41	15-37		40-30
6	USA	12-47	14-50	15-59	28-45	30-40	


Matches			Tries			Points
Played	Won	Lost	For	Agst	Diff.	
5	5	0	224	118	106	10
5	4	1	186	139	47	8
5	3	2	203	144	59	6
5	2	3	178	164	14	4
5	1	4	111	195	-84	2
5	0	5	99	241	-142	0

Date	Start Time	Phase	Match No.	Teams	Result
17 JUL	8:30	5th Place Game	16	Switzerland - United States of America	34 - 32
	10:15	Bronze Medal Game	17	Germany - Canada	44 - 30
	12:00	Gold Medal Game	18	Great Britain - Japan	35 - 23

Final Standings

Medal	Rank	Team
Gold	1	GBR-Great Britain
Silver	2	JPN-Japan
Bronze	3	GER-Germany
	4	CAN-Canada
	5	SUI-Switzerland
	6	USA-United States of America

Legend:
Agst Against Diff. Difference

Timing and Results provided by  TISSOT





Medallists (Team)

GOLD	SILVER	BRONZE
GBR - Great Britain 3 Myles PEARSON 6 Sam DICKINSON 7 Kylie GRIMES 8 Nick CUMMINS 9 David COWLING 12 Luke WILSON 14 Daniel KELLETT	JPN - Japan 1 Hidefumi WAKAYAMA 2 Yuki HASEGAWA 3 Kae KURAHASHI 9 Tomoaki IMAI 15 Kotaro KISHI 20 Takayuki NORIMATSU 22 Seiya NORIMATSU 23 Hitoshi OGAWA	GER - Germany 5 Peter SCHREINER 6 Christian RIEDEL 7 Britta KRIPKE 11 Thomas SCHUWJE 13 Robert TEICHMANN 21 Florian BONGARD 25 Niklas BRASCHOSS



Start List

Match No: 16

SUI - USA

Referees: BESCIAK Elzbieta Katarzyna (POL)
AZZI Sophia (FRA)

Technical Commissioner: RUST Martha (USA)

SUI - Switzerland

Colours: white Top

No.	Name	Sport Class	Age	T	OF	DF	TO	ST	P	M	SUI Matches		
1	Roger SUTER	1.0	54	1.5			1.3	0.3		7:25	PR	GBR	17-51
2	Christian HAHNEL	1.5	40	2.4	0.4	0.8	1.4	0.2	0.8	17:04	PR	JPN	16-36
3	Andreas BRANDLI	1.5	44	3.0	0.2	0.2	0.6	0.6	0.2	8:58	PR	CAN	15-37
5	Adrian MOSER	1.0	39	6.2	0.4	0.6	3.8	2.8	0.6	26:23	PR	GER	23-41
6	Peter ROOS	0.5	38	3.4	0.6	0.8	1.2	0.4	0.8	26:43	PR	USA	40-30
11	Yves LANGHARD	1.0	24	2.6	0.4	0.4	1.6	1.0	0.4	11:03			
12	Jonathan BALTENSPERGER	0.5	36	1.8			0.4			12:06			
22	Patrick GOSTELI	0.5	30	1.6	0.4	0.4	3.0	0.2	0.6	19:43			

Coach: WIELAND Roland


USA - United States of America

Colours: navy Top

No.	Name	Sport Class	Age	T	OF	DF	TO	ST	P	M	USA Matches		
2	Zachary BRADLEY	1.5	30	1.5	0.3		3.5	0.8		8:45	PR	JPN	14-50
3	Jeremy HANNAFORD	1.0	38	1.0	0.2		1.8	0.4		11:37	PR	GBR	12-47
5	Daniel ORTIZ	1.0	26	3.2			1.2	0.4		14:38	PR	GER	15-59
10	Mike DEYOUNG	0.5	40	1.0		0.8	2.4	0.2	0.8	19:10	PR	CAN	28-45
12	Sebastian BROUSSARD	0.5	23	0.3			1.8	0.5		14:41	PR	SUI	30-40
15	Ryan ENGELBY	1.5	41	6.2	0.4	0.4	2.6	2.0	0.4	17:33			
21	Joel RODRIGUEZ	1.0	32	4.8	0.8	0.4	5.0	2.0	0.6	19:20			
22	John MILSTEAD	0.5	45	1.8	0.2		3.2	0.4		20:57			

Coach: KEARLEY Steve

Legend:									
(C)	Captain	DF	Defensive fouls per game	M	Minutes per game	No.	Uniform number	OF	Offensive fouls per game
P	Penalties per game	PR	Preliminary Round	ST	Steals per game	T	Tries per Game	TO	Turnovers per game

Timing and Results provided by  TISSOT





Results

Match No: 16

SUI 34 - 32 USA

Referees: BESCIAK Elzbieta Katarzyna (POL)
AZZI Sophia (FRA)

Technical Commissioner: RUST Martha (USA)

	P1	P2	P3	P4
SUI	6	10	9	9
USA	9	8	6	9

SUI - Switzerland

Colours: white Top

No.	Name	Min	Sport Class	Tries	OF	DF	TO	ST	FF	2FF =DQF	DQF	PT
	1 Roger SUTER			1.0								
*	2 Christian HAHNEL	7:47	1.5	5		1						1
	3 Andreas BRANDLI	24:13	1.5	10	1	1	3	2				1
*	5 Adrian MOSER	32:00	1.0	8		3	4	3				3
*	6 Peter ROOS	32:00	0.5	4		1	2					1
	11 Yves LANGHARD			1.0								
	12 Jonathan BALTENSPERGER	15:36	0.5									
*	22 Patrick GOSTELI	16:24	0.5	7		1						1
	TEAM TOTALS			34	1	7	9	5				7

Coach: WIELAND Roland

USA - United States of America


Colours: navy Top

No.	Name	Min	Sport Class	Tries	OF	DF	TO	ST	FF	2FF =DQF	DQF	PT
	2 Zachary BRADLEY	9:49	1.5				1					
	3 Jeremy HANNAFORD			1.0								
	5 Daniel ORTIZ	9:49	1.0	1								
*	10 Mike DEYOUNG	32:00	0.5	1	1	1	1	2				1
	12 Sebastian BROUSSARD			0.5								
*	15 Ryan ENGELBY	22:11	1.5	14	1		3	8				
*	21 Joel RODRIGUEZ	22:11	1.0	10	1	1	8	2				1
*	22 John MILSTEAD	32:00	0.5	5			4					
	TEAM TOTALS			32	3	2	17	12				2

Coach: KEARLEY Steve

Note:
Tries allocated in the 'Team' location are Penalty Tries

Legend:	
* starting line up for P1	(C) Captain
FF Flagrant foul	Min Minutes
Px Period	PT Penalties
DF No.	DF Defensive Fouls
ST	ST Steals
DQF	DQF Disqualifying Foul
OF	OF Offensive fouls
TO	TO Turnovers

Timing and Results provided by 





Start List

Match No: 17

GER - CAN

Referees: WILLIAMS Johnathan (USA)
PLAXE Daniel (USA)

Technical Commissioner: MORENO Christopher (USA)

GER - Germany

Colours: white Top

No.	Name	Sport Class	Age	T	OF	DF	TO	ST	P	M	GER Matches		
5	Peter SCHREINER	0.5	53								PR	CAN	41-33
6	Christian RIEDEL	0.5	51	3.4	0.6		1.4	0.6		27:50	PR	JPN	30-35
7	Britta KRIPKE	0.5	45	6.2	0.2		0.8	2.2		28:01	PR	USA	59-15
11	Thomas SCHUWJE	1.5	38	15.6			3.8	6.0		26:22	PR	SUI	41-23
13	Robert TEICHMANN	1.0	47	8.0		0.4	1.2	1.4	0.4	28:20	PR	GBR	32-38
21	Florian BONGARD	1.0	28	2.3			0.8	1.8		11:35			
25	Niklas BRASCHOSS	1.0	20	7.7			0.3	3.3		13:35			

Coach: Christian RIEDEL


CAN - Canada

Colours: black Top

No.	Name	Sport Class	Age	T	OF	DF	TO	ST	P	M	CAN Matches		
7	Byron GREEN	0.5	38	0.6			0.4	0.2		13:00	PR	GER	33-41
10	Trevor HIRSCHFIELD	1.0	38	12.2		0.8	2.4	3.4	0.8	26:32	PR	GBR	30-42
12	Patrice DAGENAI	1.0	38	10.6		0.2	3.2	4.0	0.2	27:38	PR	SUI	37-15
13	Kristen CAMERON	0.5	37	0.2		0.6	0.2		0.8	14:44	PR	USA	45-28
15	Patrice SIMARD	1.5	43	7.4		0.2	1.0	1.8	0.2	24:08	PR	JPN	33-38
22	Melanie LABELLE	1.0	37	0.8			0.6	0.2		11:03			
41	Eric RODRIGUES	0.5	43	0.8			0.5	0.3		12:02			
43	Maxime DROLET-GAUTHIER	1.0	28	3.5			1.3	0.3		16:08			

Coach: WHITEHEAD Mike

Legend:									
(C)	Captain	DF	Defensive fouls per game	M	Minutes per game	No.	Uniform number	OF	Offensive fouls per game
P	Penalties per game	PR	Preliminary Round	ST	Steals per game	T	Tries per Game	TO	Turnovers per game

Timing and Results provided by  TISSOT





Results

Match No: 17

GER 44 - 30 CAN

Referees: WILLIAMS Johnathan (USA)
PLAXE Daniel (USA)

Technical Commissioner: MORENO Christopher (USA)

	P1	P2	P3	P4
GER	11	11	10	12
CAN	8	6	8	8

GER - Germany

Colours: white Top

No.	Name	Min	Sport Class	Tries	OF	DF	TO	ST	FF	2FF =DQF	DQF	PT
5	Peter SCHREINER			0.5								
*	6 Christian RIEDEL	30:41		0.5			1	1				
*	7 Britta KRIPKE	32:00		0.5			1	1				1
*	11 Thomas SCHUWJE	30:41		1.5			1	3				1
*	13 Robert TEICHMANN	20:54		1.0				1				
	21 Florian BONGARD	6:17		1.0				1				
	25 Niklas BRASCHOSS	7:27		1.0							1	
	TEAM											2
	TOTALS					2	7	12				2

CAN - Canada

Colours: black Top

No.	Name	Min	Sport Class	Tries	OF	DF	TO	ST	FF	2FF =DQF	DQF	PT
7	Byron GREEN	6:59		0.5								2
*	10 Trevor HIRSCHFIELD	22:57		1.0			1	1				2
*	12 Patrice DAGENAIS	30:12		1.0			7	1				
*	13 Kristen CAMERON	12:44		0.5								
*	15 Patrice SIMARD	23:35		1.5			1					1
	22 Melanie LABELLE	10:44		1.0	1	1						1
	41 Eric RODRIGUES	12:17		0.5								
	43 Maxime DROLET-GAUTHIER	8:32		1.0								
	TEAM											2
	TOTALS				30	1	4	9	4			4

Coach: WHITEHEAD Mike

Note:
Tries allocated in the 'Team' location are Penalty Tries

Legend:

*	starting line up for P1	(C)	Captain	DF	Defensive Fouls	DQF	Disqualifying Foul
FF	Flagrant foul	Min	Minutes	No.	Uniform Number	OF	Offensive fouls
Px	Period	PT	Penalties	ST	Steals	TO	Turnovers

Timing and Results provided by 





Start List

Match No: 18

GBR - JPN

Referees: ZIELSKA Elwira (POL)
BROADHEAD Cameron (CAN)

Technical Commissioner: RUST Martha (USA)

GBR - Great Britain

Colours: white Top

No.	Name	Sport Class	Age	T	OF	DF	TO	ST	P	M	GBR Matches		
3	Myles PEARSON	1.5	29	12.2	0.4		2.0	4.8		20:57	PR	SUI	51 - 17
6	Sam DICKINSON	0.5	30	1.0			0.2	0.2		12:23	PR	CAN	42 - 30
7	Kylie GRIMES	0.5	34	0.8			0.2	0.2		19:32	PR	USA	47 - 12
8	Nick CUMMINS	1.5	36	18.4			1.0	4.8		26:15	PR	JPN	46 - 27
9	David COWLING	1.0	46	6.2	0.2	0.4	0.8	2.4	0.4	15:14	PR	GER	38 - 32
12	Luke WILSON	1.0	36	1.3			0.3	0.3		8:57			
14	Daniel KELLETT	0.5	29	5.0		0.4	1.0	2.6	0.4	28:13			

Coach: TARR Rob


JPN - Japan

Colours: red Top

No.	Name	Sport Class	Age	T	OF	DF	TO	ST	P	M	JPN Matches		
1	Hidefumi WAKAYAMA	1.0	37	5.8			1.0	1.6		15:45	PR	USA	50 - 14
2	Yuki HASEGAWA	0.5	29	0.4	0.2		0.8			23:02	PR	GER	35 - 30
3	Kae KURAHASHI	0.5	31				0.2			18:32	PR	SUI	36 - 16
9	Tomoaki IMAI	1.0	39	2.6	0.2	0.2	1.6	1.2	0.2	12:41	PR	GBR	27 - 46
15	Kotaro KISHI	0.5	50			0.2	0.2	0.2	0.2	9:47	PR	CAN	38 - 33
20	Takayuki NORIMATSU	1.5	35	8.2		0.2	2.4	1.2	0.2	15:40			
22	Seiya NORIMATSU	1.5	32	14.4	0.4	0.2	1.4	4.8	0.2	20:24			
23	Hitoshi OGAWA	1.0	28	5.4		0.2	1.6	0.6	0.2	15:23			

Coach: ORR Kevin (USA)

Legend:									
(C)	Captain	DF	Defensive fouls per game	M	Minutes per game	No.	Uniform number	OF	Offensive fouls per game
P	Penalties per game	PR	Preliminary Round	ST	Steals per game	T	Tries per Game	TO	Turnovers per game

Timing and Results provided by 





Results

Match No: 18

GBR 35 - 23 JPN

Referees: ZIELSKA Elwira (POL)
BROADHEAD Cameron (CAN)

Technical Commissioner: RUST Martha (USA)

	P1	P2	P3	P4
GBR	7	9	12	7
JPN	4	7	6	6

GBR - Great Britain

Colours: white Top

No.	Name	Min	Sport Class	Tries	OF	DF	TO	ST	FF	2FF =DQF	DQF	PT
*	3 Myles PEARSON	25:01	1.5	15		1	3	3				1
	6 Sam DICKINSON	8:44	0.5				1					
*	7 Kylie GRIMES	23:16	0.5				1					
*	8 Nick CUMMINS	29:05	1.5	19			2	4				
	9 David COWLING	9:54	1.0	1								
	12 Luke WILSON	1:10	1.0									
*	14 Daniel KELLETT	30:50	0.5			2	1	1				2
	TEAM TOTALS			35		3	8	8				3

Coach: TARR Rob

JPN - Japan

Colours: red Top

No.	Name	Min	Sport Class	Tries	OF	DF	TO	ST	FF	2FF =DQF	DQF	PT
*	1 Hidefumi WAKAYAMA	9:39	1.0	4			2					
	2 Yuki HASEGAWA	26:45	0.5	1			2					
*	3 Kae KURAHASHI	28:57	0.5	1								
*	9 Tomoaki IMAI	9:39	1.0	3								
	15 Kotaro KISHI	7:27	0.5			1						1
	20 Takayuki NORIMATSU	25:15	1.5	6	1	1	4					1
*	22 Seiya NORIMATSU	30:21	1.5	6			5	2				
	23 Hitoshi OGAWA	7:33	1.0	2			2	1				
	TEAM TOTALS			23	1	2	15	3				2

Coach: ORR Kevin (USA)

Note:
Tries allocated in the 'Team' location are Penalty Tries

Legend:

*	starting line up for P1	(C)	Captain	DF	Defensive Fouls	DQF	Disqualifying Foul
FF	Flagrant foul	Min	Minutes	No.	Uniform Number	OF	Offensive fouls
Px	Period	PT	Penalties	ST	Steals	TO	Turnovers

Timing and Results provided by 



Start List

Match No: 1

USA - JPN

Referees: AZZI Sophia (FRA)
ZIELSKA Elwira (POL)

Technical Commissioner: RUST Martha (USA)

USA - United States of America

Colours: white Top

No.	Name	Sport Class	Age	T	OF	DF	TO	ST	P	M	USA Matches		
2	Zachary BRADLEY	1.5	30								PR	JPN	14 JUL
3	Jeremy HANNAFORD	1.0	38								PR	GBR	15 JUL
5	Daniel ORTIZ	1.0	26								PR	GER	15 JUL
10	Mike DEYOUNG	0.5	40								PR	CAN	16 JUL
12	Sebastian BROUSSARD	0.5	23								PR	SUI	16 JUL
15	Ryan ENGELBY	1.5	41										
21	Joel RODRIGUEZ	1.0	32										
22	John MILSTEAD	0.5	45										

Coach: KEARLEY Steve


JPN - Japan

Colours: red Top

No.	Name	Sport Class	Age	T	OF	DF	TO	ST	P	M	JPN Matches		
1	Hidefumi WAKAYAMA	1.0	37								PR	USA	14 JUL
2	Yuki HASEGAWA	0.5	29								PR	GER	14 JUL
3	Kae KURAHASHI	0.5	31								PR	SUI	15 JUL
9	Tomoaki IMAI	1.0	39								PR	GBR	15 JUL
15	Kotaro KISHI	0.5	50								PR	CAN	16 JUL
20	Takayuki NORIMATSU	1.5	35										
22	Seiya NORIMATSU	1.5	32										
23	Hitoshi OGAWA	1.0	28										

Coach: ORR Kevin (USA)

Legend:											
(C)	Captain	DF	Defensive fouls per game	M	Minutes per game	No.	Uniform number	OF	Offensive fouls per game		
P	Penalties per game	PR	Preliminary Round	ST	Steals per game	T	Tries per Game	TO	Turnovers per game		

Timing and Results provided by 





Results

Match No: 1

USA 14 - 50 JPN

Referees: AZZI Sophia (FRA)
ZIELSKA Elwira (POL)

Technical Commissioner: RUST Martha (USA)

	P1	P2	P3	P4
USA	3	4	6	1
JPN	12	16	11	11

USA - United States of America

Colours: white Top

No.	Name	Min	Sport Class	Tries	OF	DF	TO	ST	FF	2FF =DQF	DQF	PT
2	Zachary BRADLEY	3:18	1.5				3					
3	Jeremy HANNAFORD	10:31	1.0		1		1					
5	Daniel ORTIZ	25:14	1.0	2			3					
*	10 Mike DEYOUNG	8:09	0.5	1			3					
12	Sebastian BROUSSARD	20:17	0.5				3	1				
*	15 Ryan ENGELBY	21:08	1.5	4		1	2	3				1
*	21 Joel RODRIGUEZ	19:40	1.0	7			7	2				1
*	22 John MILSTEAD	19:43	0.5				6					
TEAM TOTALS				14	1	1	28	7				2

Coach: KEARLEY Steve

JPN - Japan

Colours: red Top


No.	Name	Min	Sport Class	Tries	OF	DF	TO	ST	FF	2FF =DQF	DQF	PT
1	Hidefumi WAKAYAMA	22:10	1.0	9				4				
*	2 Yuki HASEGAWA	25:22	0.5	1								
*	3 Kae KURAHASHI	9:50	0.5									
9	Tomoaki IMAI	17:27	1.0	5	1		2	4				
15	Kotaro KISHI	11:21	0.5					1				
*	20 Takayuki NORIMATSU	14:33	1.5	16			2	3				
*	22 Seiya NORIMATSU	9:50	1.5	6	1			6				
23	Hitoshi OGAWA	17:27	1.0	13			2	1				
TEAM TOTALS				50	2		6	19				

Coach: ORR Kevin (USA)

Note:
Tries allocated in the 'Team' location are Penalty Tries

Legend:

*	starting line up for P1	(C)	Captain	DF	Defensive Fouls	DQF	Disqualifying Foul
FF	Flagrant foul	Min	Minutes	No.	Uniform Number	OF	Offensive fouls
Px	Period	PT	Penalties	ST	Steals	TO	Turnovers

Timing and Results provided by 



Start List

Match No: 2

GER - CAN

Referees: WILLIAMS Johnathan (USA)
BESCIAC Elzbieta Katarzyna (POL)

Technical Commissioner: MORENO Christopher (USA)

GER - Germany

Colours: white Top

No.	Name	Sport Class	Age	T	OF	DF	TO	ST	P	M	GER Matches		
5	Peter SCHREINER	0.5	53								PR	CAN	14 JUL
6	Christian RIEDEL	0.5	51								PR	JPN	14 JUL
7	Britta KRIPKE	0.5	45								PR	USA	15 JUL
11	Thomas SCHUWJE	1.5	38								PR	SUI	16 JUL
13	Robert TEICHMANN	1.0	47								PR	GBR	16 JUL
21	Florian BONGARD	1.0	28										
25	Niklas BRASCHOSS	1.0	20										

Coach: Christian RIEDEL


CAN - Canada

Colours: red Top

No.	Name	Sport Class	Age	T	OF	DF	TO	ST	P	M	CAN Matches		
7	Byron GREEN	0.5	38								PR	GER	14 JUL
10	Trevor HIRSCHFIELD	1.0	38								PR	GBR	14 JUL
12	Patrice DAGENAIS	1.0	38								PR	SUI	15 JUL
13	Kristen CAMERON	0.5	37								PR	USA	16 JUL
15	Patrice SIMARD	1.5	43								PR	JPN	16 JUL
22	Melanie LABELLE	1.0	37										
41	Eric RODRIGUES	0.5	43										
43	Maxime DROLET-GAUTHIER	1.0	28										

Coach: WHITEHEAD Mike

Legend:									
(C)	Captain	DF	Defensive fouls per game	M	Minutes per game	No.	Uniform number	OF	Offensive fouls per game
P	Penalties per game	PR	Preliminary Round	ST	Steals per game	T	Tries per Game	TO	Turnovers per game

Timing and Results provided by  TISSOT





Results

Match No: 2

GER 41 - 33 CAN

Referees: WILLIAMS Johnathan (USA)
BESCIAC Elzbieta Katarzyna (POL)

Technical Commissioner: MORENO Christopher (USA)

	P1	P2	P3	P4
GER	10	9	10	12
CAN	9	8	10	6

GER - Germany

Colours: white Top

No.	Name	Min	Sport Class	Tries	OF	DF	TO	ST	FF	2FF =DQF	DQF	PT
	5 Peter SCHREINER			0.5								
*	6 Christian RIEDEL	30:22		0.5	1		1	1				
*	7 Britta KRIPKE	32:00		0.5	9			4				
*	11 Thomas SCHUWJE	30:22		1.5	21		1	7				
*	13 Robert TEICHMANN	32:00		1.0	8		2					
	21 Florian BONGARD	1:38		1.0	1							
	25 Niklas BRASCHOSS	1:38		1.0								
	TEAM				1							
	TOTALS				41		4	12				

Coach: Christian RIEDEL

CAN - Canada

Colours: red Top


No.	Name	Min	Sport Class	Tries	OF	DF	TO	ST	FF	2FF =DQF	DQF	PT
	7 Byron GREEN	7:36		0.5	2							
*	10 Trevor HIRSCHFIELD	30:22		1.0	14	2	1	2				2
*	12 Patrice DAGENAIS	29:48		1.0	8	1	4	2				1
*	13 Kristen CAMERON	10:52		0.5		1						1
*	15 Patrice SIMARD	14:34		1.5	5			1				
	22 Melanie LABELLE	6:08		1.0	1		1					
	41 Eric RODRIGUES	16:43		0.5								
	43 Maxime DROLET-GAUTHIER	23:11		1.0	3							
	TEAM											
	TOTALS				33	4	6	5				4

Coach: WHITEHEAD Mike

Note:
Tries allocated in the 'Team' location are Penalty Tries

Legend:

*	starting line up for P1	(C)	Captain	DF	Defensive Fouls	DQF	Disqualifying Foul
FF	Flagrant foul	Min	Minutes	No.	Uniform Number	OF	Offensive fouls
Px	Period	PT	Penalties	ST	Steals	TO	Turnovers

Timing and Results provided by 



Start List

Match No: 3

SUI - GBR

Referees: PLAXE Daniel (USA)
BROADHEAD Cameron (CAN)

Technical Commissioner: RUST Martha (USA)

SUI - Switzerland

Colours: white Top

No.	Name	Sport Class	Age	T	OF	DF	TO	ST	P	M	SUI Matches		
1	Roger SUTER	1.0	54								PR	GBR	14 JUL
2	Christian HAHNEL	1.5	40								PR	JPN	15 JUL
3	Andreas BRANDLI	1.5	44								PR	CAN	15 JUL
5	Adrian MOSER	1.0	39								PR	GER	16 JUL
6	Peter ROOS	0.5	38								PR	USA	16 JUL
11	Yves LANGHARD	1.0	24										
12	Jonathan BALTENSBERGER	0.5	36										
22	Patrick GOSTELI	0.5	30										

Coach: WIELAND Roland

GBR - Great Britain

Colours: red Top

No.	Name	Sport Class	Age	T	OF	DF	TO	ST	P	M	GBR Matches		
3	Myles PEARSON	1.5	29								PR	SUI	14 JUL
6	Sam DICKINSON	0.5	30								PR	CAN	14 JUL
7	Kylie GRIMES	0.5	34								PR	USA	15 JUL
8	Nick CUMMINS	1.5	36								PR	JPN	15 JUL
9	David COWLING	1.0	46								PR	GER	16 JUL
12	Luke WILSON	1.0	36										
14	Daniel KELLETT	0.5	29										

Coach: TARR Rob

Legend:	(C) Captain	DF	Defensive fouls per game	M	Minutes per game	No.	Uniform number	OF	Offensive fouls per game
	P Penalties per game	PR	Preliminary Round	ST	Steals per game	T	Tries per Game	TO	Turnovers per game

Timing and Results provided by 





Results

Match No: 3

SUI 17 - 51 GBR

Referees: PLAXE Daniel (USA)
BROADHEAD Cameron (CAN)

Technical Commissioner: RUST Martha (USA)

	P1	P2	P3	P4
SUI	4	5	4	4
GBR	14	13	13	11

SUI - Switzerland

Colours: white Top

No.	Name	Min	Sport Class	Tries	OF	DF	TO	ST	FF	2FF =DQF	DQF	PT
	1 Roger SUTER	11:31	1.0									
*	2 Christian HAHNEL	16:31	1.5	2	1	1	2					1
	3 Andreas BRANDLI	3:58	1.5	1			1					
*	5 Adrian MOSER	26:53	1.0	6		1	4	4				1
*	6 Peter ROOS	23:21	0.5	4								
	11 Yves LANGHARD	14:10	1.0	3			4					
	12 Jonathan BALTENSPERGER	13:58	0.5	1			2					
*	22 Patrick GOSTELI	17:38	0.5				5	1				
	TEAM TOTALS			17	1	3	18	5				3

Coach: WIELAND Roland

GBR - Great Britain

Colours: red Top

No.	Name	Min	Sport Class	Tries	OF	DF	TO	ST	FF	2FF =DQF	DQF	PT
*	3 Myles PEARSON	26:09	1.5	16	1		2	9				
	6 Sam DICKINSON	5:20	0.5									
*	7 Kylie GRIMES	25:37	0.5	1								
*	8 Nick CUMMINS	27:52	1.5	23			1	8				
	9 David COWLING	11:02	1.0	7	1		1	2				
	12 Luke WILSON	8:00	1.0									
*	14 Daniel KELLETT	24:00	0.5	3			1	3				
	TEAM TOTALS			51	2		5	22				

Coach: TARR Rob

Note:
Tries allocated in the 'Team' location are Penalty Tries

Legend:

*	starting line up for P1	(C)	Captain	DF	Defensive Fouls	DQF	Disqualifying Foul
FF	Flagrant foul	Min	Minutes	No.	Uniform Number	OF	Offensive fouls
Px	Period	PT	Penalties	ST	Steals	TO	Turnovers

Timing and Results provided by 



Start List

Match No: 4

JPN - GER

Referees: ZIELSKA Elwira (POL)
WILLIAMS Johnathan (USA)

Technical Commissioner: MORENO Christopher (USA)

JPN - Japan

Colours: white Top

No.	Name	Sport Class	Age	T	OF	DF	TO	ST	P	M	JPN Matches		
1	Hidefumi WAKAYAMA	1.0	37	9.0				4.0		22:10	PR	USA	50 - 14
2	Yuki HASEGAWA	0.5	29	1.0						25:22	PR	GER	14 JUL
3	Kae KURAHASHI	0.5	31							9:50	PR	SUI	15 JUL
9	Tomoaki IMAI	1.0	39	5.0	1.0		2.0	4.0		17:27	PR	GBR	15 JUL
15	Kotaro KISHI	0.5	50					1.0		11:21	PR	CAN	16 JUL
20	Takayuki NORIMATSU	1.5	35	16.0			2.0	3.0		14:33			
22	Seiya NORIMATSU	1.5	32	6.0	1.0			6.0		9:50			
23	Hitoshi OGAWA	1.0	28	13.0			2.0	1.0		17:27			

Coach: ORR Kevin (USA)

GER - Germany

Colours: black Top

No.	Name	Sport Class	Age	T	OF	DF	TO	ST	P	M	GER Matches		
5	Peter SCHREINER	0.5	53								PR	CAN	41 - 33
6	Christian RIEDEL	0.5	51	1.0			1.0	1.0		30:22	PR	JPN	14 JUL
7	Britta KRIPKE	0.5	45	9.0				4.0		32:00	PR	USA	15 JUL
11	Thomas SCHUWJE	1.5	38	21.0			1.0	7.0		30:22	PR	SUI	16 JUL
13	Robert TEICHMANN	1.0	47	8.0			2.0			32:00	PR	GBR	16 JUL
21	Florian BONGARD	1.0	28	1.0						1:38			
25	Niklas BRASCHOSS	1.0	20							1:38			

Legend:	(C) Captain	DF Defensive fouls per game	M Minutes per game	No. Uniform number	OF Offensive fouls per game
	P Penalties per game	PR Preliminary Round	ST Steals per game	T Tries per Game	TO Turnovers per game

Timing and Results provided by **TISSOT**





Results

Match No: 4

JPN 35 - 30 GER

Referees: ZIELSKA Elwira (POL)
WILLIAMS Johnathan (USA)

Technical Commissioner: MORENO Christopher (USA)

	P1	P2	P3	P4
JPN	9	7	8	11
GER	7	9	7	7

JPN - Japan Colours: white Top

No.	Name	Min	Sport Class	Tries	OF	DF	TO	ST	FF	2FF =DQF	DQF	PT
	1 Hidefumi WAKAYAMA	11:00	1.0	5			1					
	2 Yuki HASEGAWA	21:15	0.5									
*	3 Kae KURAHASHI	24:23	0.5									
	9 Tomoaki IMAI	14:07	1.0	3		1	1	1				1
	15 Kotaro KISHI	4:15	0.5									
*	20 Takayuki NORIMATSU	17:58	1.5	7		1	3	1				1
*	22 Seiya NORIMATSU	24:23	1.5	19				3				
	23 Hitoshi OGAWA	10:39	1.0	1			3					
	TEAM TOTALS			35		2	8	5				2

Coach: ORR Kevin (USA)

GER - Germany Colours: black Top

No.	Name	Min	Sport Class	Tries	OF	DF	TO	ST	FF	2FF =DQF	DQF	PT
	5 Peter SCHREINER		0.5									
*	6 Christian RIEDEL	32:00	0.5	4			3					
*	7 Britta KRIPKE	32:00	0.5	2	1		3	1				
*	11 Thomas SCHUWJE	32:00	1.5	14			6	3				
*	13 Robert TEICHMANN	27:33	1.0	9		1	1	1				1
	21 Florian BONGARD	4:27	1.0									
	25 Niklas BRASCHOSS		1.0									
	TEAM TOTALS			30	1	1	13	5				1

Note:
Tries allocated in the 'Team' location are Penalty Tries

Legend:

*	starting line up for P1	(C)	Captain	DF	Defensive Fouls	DQF	Disqualifying Foul
FF	Flagrant foul	Min	Minutes	No.	Uniform Number	OF	Offensive fouls
Px	Period	PT	Penalties	ST	Steals	TO	Turnovers

Timing and Results provided by 



Start List

Match No: 5

CAN - GBR

Referees: BESCIAK Elzbieta Katarzyna (POL)
PLAXE Daniel (USA)

Technical Commissioner: RUST Martha (USA)

CAN - Canada

Colours: black Top

No.	Name	Sport Class	Age	T	OF	DF	TO	ST	P	M	CAN Matches		
7	Byron GREEN	0.5	38	2.0						7:36	PR	GER	33 - 41
10	Trevor HIRSCHFIELD	1.0	38	14.0		2.0	1.0	2.0	2.0	30:22	PR	GBR	14 JUL
12	Patrice DAGENAIS	1.0	38	8.0		1.0	4.0	2.0	1.0	29:48	PR	SUI	15 JUL
13	Kristen CAMERON	0.5	37			1.0			1.0	10:52	PR	USA	16 JUL
15	Patrice SIMARD	1.5	43	5.0				1.0		14:34	PR	JPN	16 JUL
22	Melanie LABELLE	1.0	37	1.0			1.0			6:08			
41	Eric RODRIGUES	0.5	43							16:43			
43	Maxime DROLET-GAUTHIER	1.0	28	3.0						23:11			

Coach: WHITEHEAD Mike

GBR - Great Britain

Colours: red Top

No.	Name	Sport Class	Age	T	OF	DF	TO	ST	P	M	GBR Matches		
3	Myles PEARSON	1.5	29	16.0	1.0		2.0	9.0		26:09	PR	SUI	51 - 17
6	Sam DICKINSON	0.5	30							5:20	PR	CAN	14 JUL
7	Kylie GRIMES	0.5	34	1.0						25:37	PR	USA	15 JUL
8	Nick CUMMINS	1.5	36	23.0			1.0	8.0		27:52	PR	JPN	15 JUL
9	David COWLING	1.0	46	7.0	1.0		1.0	2.0		11:02	PR	GER	16 JUL
12	Luke WILSON	1.0	36							8:00			
14	Daniel KELLETT	0.5	29	3.0			1.0	3.0		24:00			

Coach: TARR Rob

Legend:	(C) Captain	DF Defensive fouls per game	M Minutes per game	No. Uniform number	OF Offensive fouls per game
P Penalties per game	PR Preliminary Round	ST Steals per game	T Tries per Game	TO Turnovers per game	

Timing and Results provided by **TISSOT**





Results

Match No: 5

CAN 30 - 42 GBR

Referees: BESCIAK Elzbieta Katarzyna (POL)
PLAXE Daniel (USA)

Technical Commissioner: RUST Martha (USA)

	P1	P2	P3	P4
CAN	9	7	7	7
GBR	9	12	11	10

CAN - Canada Colours: black Top

No.	Name	Min	Sport Class	Tries	OF	DF	TO	ST	FF	2FF =DQF	DQF	PT
	7 Byron GREEN	8:34		0.5								
*	10 Trevor HIRSCHFELD	28:32		1.0			4	6				
*	12 Patrice DAGENAIS	28:54		1.0	5		3	5				
*	13 Kristen CAMERON	13:48		0.5								
*	15 Patrice SIMARD	17:30		1.5	9		2	1				
	22 Melanie LABELLE	2:12		1.0			1					
	41 Eric RODRIGUES	15:25		0.5	2		2					
	43 Maxime DROLET-GAUTHIER	21:39		1.0	4		4					
	TEAM TOTALS				30		16	12				

Coach: WHITEHEAD Mike

GBR - Great Britain Colours: red Top

No.	Name	Min	Sport Class	Tries	OF	DF	TO	ST	FF	2FF =DQF	DQF	PT
*	3 Myles PEARSON	18:16		1.5	10		2	2				
	6 Sam DICKINSON	13:57		0.5	2							
*	7 Kylie GRIMES	18:16		0.5	1							
*	8 Nick CUMMINS	29:06		1.5	18			6				
	9 David COWLING	16:25		1.0	6		2	3				
	12 Luke WILSON	2:41		1.0								
*	14 Daniel KELLETT	29:19		0.5	5	1	1	3				1
	TEAM TOTALS				42	1	5	14				1

Coach: TARR Rob

Note:
Tries allocated in the 'Team' location are Penalty Tries

Legend:

*	starting line up for P1	(C)	Captain	DF	Defensive Fouls	DQF	Disqualifying Foul
FF	Flagrant foul	Min	Minutes	No.	Uniform Number	OF	Offensive fouls
Px	Period	PT	Penalties	ST	Steals	TO	Turnovers

Timing and Results provided by 



Start List

Match No: 6

JPN - SUI

Referees: WILLIAMS Johnathan (USA)
AZZI Sophia (FRA)

Technical Commissioner: MORENO Christopher (USA)

JPN - Japan

Colours: white Top

No.	Name	Sport Class	Age	T	OF	DF	TO	ST	P	M	JPN Matches		
1	Hidefumi WAKAYAMA	1.0	37	7.0			0.5	2.0		16:35	PR	USA	50 - 14
2	Yuki HASEGAWA	0.5	29	0.5						23:18	PR	GER	35 - 30
3	Kae KURAHASHI	0.5	31							17:06	PR	SUI	15 JUL
9	Tomoaki IMAI	1.0	39	4.0	0.5	0.5	1.5	2.5	0.5	15:47	PR	GBR	15 JUL
15	Kotaro KISHI	0.5	50					0.5		7:48	PR	CAN	16 JUL
20	Takayuki NORIMATSU	1.5	35	11.5		0.5	2.5	2.0	0.5	16:15			
22	Seiya NORIMATSU	1.5	32	12.5	0.5			4.5		17:06			
23	Hitoshi OGAWA	1.0	28	7.0			2.5	0.5		14:03			

Coach: ORR Kevin (USA)


SUI - Switzerland

Colours: red Top

No.	Name	Sport Class	Age	T	OF	DF	TO	ST	P	M	SUI Matches		
1	Roger SUTER	1.0	54							11:31	PR	GBR	17 - 51
2	Christian HAHNEL	1.5	40	2.0	1.0	1.0	2.0		1.0	16:31	PR	JPN	15 JUL
3	Andreas BRANDLI	1.5	44	1.0			1.0			3:58	PR	CAN	15 JUL
5	Adrian MOSER	1.0	39	6.0		1.0	4.0	4.0	1.0	26:53	PR	GER	16 JUL
6	Peter ROOS	0.5	38	4.0						23:21	PR	USA	16 JUL
11	Yves LANGHARD	1.0	24	3.0			4.0			14:10			
12	Jonathan BALTENSPERGER	0.5	36	1.0			2.0			13:58			
22	Patrick GOSTELI	0.5	30				5.0	1.0		17:38			

Coach: WIELAND Roland

Legend:									
(C)	Captain	DF	Defensive fouls per game	M	Minutes per game	No.	Uniform number	OF	Offensive fouls per game
P	Penalties per game	PR	Preliminary Round	ST	Steals per game	T	Tries per Game	TO	Turnovers per game

Timing and Results provided by 





Results

Match No: 6

JPN 36 - 16 SUI

Referees: WILLIAMS Johnathan (USA)
AZZI Sophia (FRA)

Technical Commissioner: MORENO Christopher (USA)

	P1	P2	P3	P4
JPN	8	9	8	11
SUI	4	4	3	5

JPN - Japan Colours: white Top

No.	Name	Min	Sport Class	Tries	OF	DF	TO	ST	FF	2FF =DQF	DQF	PT
1	Hidefumi WAKAYAMA	14:38	1.0	6			1	3				
2	Yuki HASEGAWA	17:22	0.5				1					
3	Kae KURAHASHI	16:52	0.5									
9	Tomoaki IMAI	14:38	1.0	1			2	1				
15	Kotaro KISHI	15:08	0.5			1	1					1
20	Takayuki NORIMATSU	14:39	1.5	6			2	1				
22	Seiya NORIMATSU	19:28	1.5	16	1		1	9				
23	Hitoshi OGAWA	15:15	1.0	7				2				
TEAM TOTALS				36	1	1	8	16				1

Coach: ORR Kevin (USA)

SUI - Switzerland Colours: red Top


No.	Name	Min	Sport Class	Tries	OF	DF	TO	ST	FF	2FF =DQF	DQF	PT
1	Roger SUTER	8:00	1.0	4			1					
2	Christian HAHNEL	18:31	1.5	1	1		1					
3	Andreas BRANDLI	5:29	1.5		1							
5	Adrian MOSER	26:31	1.0	3	1	1	2	2				1
6	Peter ROOS	24:00	0.5	3	1	1	3					1
11	Yves LANGHARD	13:29	1.0	1		1	1					1
12	Jonathan BALTENSPERGER	10:24	0.5	2								
22	Patrick GOSTELI	21:36	0.5	2		1	4					2
TEAM TOTALS				16	4	4	12	2				5

Coach: WIELAND Roland

Note:
Tries allocated in the 'Team' location are Penalty Tries

Legend:

* starting line up for P1	(C) Captain	DF Defensive Fouls	DQF Disqualifying Foul
FF Flagrant foul	Min Minutes	No. Uniform Number	OF Offensive fouls
Px Period	PT Penalties	ST Steals	TO Turnovers

Timing and Results provided by 



Start List

Match No: 7

GBR - USA

Referees: BROADHEAD Cameron (CAN)
BESCIAK Elzbieta Katarzyna (POL)

Technical Commissioner: RUST Martha (USA)

GBR - Great Britain

Colours: white Top

No.	Name	Sport Class	Age	T	OF	DF	TO	ST	P	M	GBR Matches		
3	Myles PEARSON	1.5	29	13.0	0.5		2.0	5.5		22:12	PR	SUI	51 - 17
6	Sam DICKINSON	0.5	30	1.0						9:38	PR	CAN	42 - 30
7	Kylie GRIMES	0.5	34	1.0						21:56	PR	USA	15 JUL
8	Nick CUMMINS	1.5	36	20.5			0.5	7.0		28:29	PR	JPN	15 JUL
9	David COWLING	1.0	46	6.5	0.5		1.5	2.5		13:43	PR	GER	16 JUL
12	Luke WILSON	1.0	36							5:20			
14	Daniel KELLETT	0.5	29	4.0		0.5	1.0	3.0	0.5	26:39			

Coach: TARR Rob


USA - United States of America

Colours: navy Top

No.	Name	Sport Class	Age	T	OF	DF	TO	ST	P	M	USA Matches		
2	Zachary BRADLEY	1.5	30				3.0			3:18	PR	JPN	14 - 50
3	Jeremy HANNAFORD	1.0	38		1.0		1.0			10:31	PR	GBR	15 JUL
5	Daniel ORTIZ	1.0	26	2.0			3.0			25:14	PR	GER	15 JUL
10	Mike DEYOUNG	0.5	40	1.0			3.0			8:09	PR	CAN	16 JUL
12	Sebastian BROUSSARD	0.5	23				3.0	1.0		20:17	PR	SUI	16 JUL
15	Ryan ENGELBY	1.5	41	4.0		1.0	2.0	3.0	1.0	21:08			
21	Joel RODRIGUEZ	1.0	32	7.0			7.0	2.0	1.0	19:40			
22	John MILSTEAD	0.5	45				6.0			19:43			

Coach: KEARLEY Steve

Legend:	(C) Captain	DF	Defensive fouls per game	M	Minutes per game	No.	Uniform number	OF	Offensive fouls per game
	P Penalties per game	PR	Preliminary Round	ST	Steals per game	T	Tries per Game	TO	Turnovers per game

Timing and Results provided by  TISSOT





Results

Match No: 7

GBR 47 - 12 USA

Referees: BROADHEAD Cameron (CAN)
BESCIAK Elzbieta Katarzyna (POL)

Technical Commissioner: RUST Martha (USA)

	P1	P2	P3	P4
GBR	14	13	10	10
USA	1	2	6	3

GBR - Great Britain

Colours: white Top

No.	Name	Min	Sport Class	Tries	OF	DF	TO	ST	FF	2FF =DQF	DQF	PT
*	3 Myles PEARSON	21:29	1.5	15			3	11				
	6 Sam DICKINSON	17:04	0.5	1				1				
*	7 Kylie GRIMES	14:56	0.5	1								
*	8 Nick CUMMINS	13:50	1.5	15			2	4				
	9 David COWLING	20:08	1.0	7				3				
	12 Luke WILSON	16:11	1.0	4			1	1				
*	14 Daniel KELLETT	24:22	0.5	4			2	2				
	TEAM TOTALS			47			8	22				

Coach: TARR Rob

USA - United States of America

Colours: navy Top


No.	Name	Min	Sport Class	Tries	OF	DF	TO	ST	FF	2FF =DQF	DQF	PT
	2 Zachary BRADLEY	8:55	1.5	3			6					
	3 Jeremy HANNAFORD	16:49	1.0				3	2				
	5 Daniel ORTIZ	8:54	1.0				1	1				
*	10 Mike DEYOUNG	18:34	0.5	2			5	1				
	12 Sebastian BROUSSARD	2:28	0.5				2	1				
*	15 Ryan ENGELBY	17:39	1.5	3			2	3				
*	21 Joel RODRIGUEZ	17:09	1.0	4		1	6					1
*	22 John MILSTEAD	21:32	0.5				3					
	TEAM TOTALS			12		1	28	8				1

Coach: KEARLEY Steve

Note:
Tries allocated in the 'Team' location are Penalty Tries

Legend:

*	starting line up for P1	(C)	Captain	DF	Defensive Fouls	DQF	Disqualifying Foul
FF	Flagrant foul	Min	Minutes	No.	Uniform Number	OF	Offensive fouls
Px	Period	PT	Penalties	ST	Steals	TO	Turnovers

Timing and Results provided by  TISSOT



Start List

Match No: 8

CAN - SUI

Referees: PLAXE Daniel (USA)
ZIELSKA Elwira (POL)

Technical Commissioner: MORENO Christopher (USA)

CAN - Canada

Colours: red Top

No.	Name	Sport Class	Age	T	OF	DF	TO	ST	P	M	CAN Matches		
7	Byron GREEN	0.5	38	1.0						8:05	PR	GER	33 - 41
10	Trevor HIRSCHFIELD	1.0	38	12.0		1.0	2.5	4.0	1.0	29:27	PR	GBR	30 - 42
12	Patrice DAGENAIS	1.0	38	6.5		0.5	3.5	3.5	0.5	29:21	PR	SUI	15 JUL
13	Kristen CAMERON	0.5	37			0.5			0.5	12:20	PR	USA	16 JUL
15	Patrice SIMARD	1.5	43	7.0			1.0	1.0		16:02	PR	JPN	16 JUL
22	Melanie LABELLE	1.0	37	0.5			1.0			4:10			
41	Eric RODRIGUES	0.5	43	1.0			1.0			16:04			
43	Maxime DROLET-GAUTHIER	1.0	28	3.5			2.0			22:25			

Coach: WHITEHEAD Mike

SUI - Switzerland

Colours: white Top

No.	Name	Sport Class	Age	T	OF	DF	TO	ST	P	M	SUI Matches		
1	Roger SUTER	1.0	54	2.0			0.5			9:45	PR	GBR	17 - 51
2	Christian HAHNEL	1.5	40	1.5	1.0	0.5	1.5		0.5	17:31	PR	JPN	16 - 36
3	Andreas BRANDLI	1.5	44	0.5	0.5	0.5	0.5			4:43	PR	CAN	15 JUL
5	Adrian MOSER	1.0	39	4.5	0.5	1.0	3.0	3.0	1.0	26:42	PR	GER	16 JUL
6	Peter ROOS	0.5	38	3.5	0.5	0.5	1.5		0.5	23:40	PR	USA	16 JUL
11	Yves LANGHARD	1.0	24	2.0		0.5	2.5		0.5	13:49			
12	Jonathan BALTENSPERGER	0.5	36	1.5			1.0			12:11			
22	Patrick GOSTELI	0.5	30	1.0		0.5	4.5	0.5	1.0	19:37			

Coach: WIELAND Roland

Legend:									
(C)	Captain	DF	Defensive fouls per game	M	Minutes per game	No.	Uniform number	OF	Offensive fouls per game
P	Penalties per game	PR	Preliminary Round	ST	Steals per game	T	Tries per Game	TO	Turnovers per game

Timing and Results provided by 



Results

Match No: 8

CAN 37 - 15 SUI

Referees: PLAXE Daniel (USA)
ZIELSKA Elwira (POL)

Technical Commissioner: MORENO Christopher (USA)

	P1	P2	P3	P4
CAN	7	7	10	13
SUI	2	3	5	5

CAN - Canada Colours: red Top

No.	Name	Min	Sport Class	Tries	OF	DF	TO	ST	FF	2FF =DQF	DQF	PT
	7 Byron GREEN	13:31	0.5				1	1				
*	10 Trevor HIRSCHFIELD	24:53	1.0	12			1	5				
*	12 Patrice DAGENAIS	24:57	1.0	13			1	8				
*	13 Kristen CAMERON	8:45	0.5	1			1					
*	15 Patrice SIMARD	20:24	1.5	7			1	3				
	22 Melanie LABELLE	11:31	1.0	1				1				
	41 Eric RODRIGUES	10:08	0.5									
	43 Maxime DROLET-GAUTHIER	13:51	1.0	3			1					
	TEAM TOTALS			37			6	18				

Coach: WHITEHEAD Mike

SUI - Switzerland Colours: white Top

No.	Name	Min	Sport Class	Tries	OF	DF	TO	ST	FF	2FF =DQF	DQF	PT
	1 Roger SUTER		1.0	1			1					
*	2 Christian HAHNEL	24:00	1.5	1		2	2					2
	3 Andreas BRANDLI	8:00	1.5	1								
*	5 Adrian MOSER	28:09	1.0	4			5					
*	6 Peter ROOS	32:00	0.5	2	1		1					
	11 Yves LANGHARD	3:51	1.0	2			2	2				
*	12 Jonathan BALTENSPERGER	3:49	0.5	2								
	22 Patrick GOSTELI	28:11	0.5	2			2					
	TEAM TOTALS			15	1	2	13	2				2

Coach: WIELAND Roland

Note:
Tries allocated in the 'Team' location are Penalty Tries

Legend:

*	starting line up for P1	(C)	Captain	DF	Defensive Fouls	DQF	Disqualifying Foul
FF	Flagrant foul	Min	Minutes	No.	Uniform Number	OF	Offensive fouls
Px	Period	PT	Penalties	ST	Steals	TO	Turnovers

Timing and Results provided by 



Start List

Match No: 9

GER - USA

Referees: AZZI Sophia (FRA)
BROADHEAD Cameron (CAN)

Technical Commissioner: RUST Martha (USA)

GER - Germany

Colours: white Top

No.	Name	Sport Class	Age	T	OF	DF	TO	ST	P	M	GER Matches		
5	Peter SCHREINER	0.5	53								PR	CAN	41 - 33
6	Christian RIEDEL	0.5	51	2.5			2.0	0.5		31:11	PR	JPN	30 - 35
7	Britta KRIPKE	0.5	45	5.5	0.5		1.5	2.5		32:00	PR	USA	15 JUL
11	Thomas SCHUWJE	1.5	38	17.5			3.5	5.0		31:11	PR	SUI	16 JUL
13	Robert TEICHMANN	1.0	47	8.5		0.5	1.5	0.5	0.5	29:46	PR	GBR	16 JUL
21	Florian BONGARD	1.0	28	0.5						3:02			
25	Niklas BRASCHOSS	1.0	20							1:38			

Coach: Christian RIEDEL

USA - United States of America

Colours: navy Top

No.	Name	Sport Class	Age	T	OF	DF	TO	ST	P	M	USA Matches		
2	Zachary BRADLEY	1.5	30	1.5			4.5			6:06	PR	JPN	14 - 50
3	Jeremy HANNAFORD	1.0	38		0.5		2.0	1.0		13:40	PR	GBR	12 - 47
5	Daniel ORTIZ	1.0	26	1.0			2.0	0.5		17:04	PR	GER	15 JUL
10	Mike DEYOUNG	0.5	40	1.5			4.0	0.5		13:21	PR	CAN	16 JUL
12	Sebastian BROUSSARD	0.5	23				2.5	1.0		11:22	PR	SUI	16 JUL
15	Ryan ENGELBY	1.5	41	3.5		0.5	2.0	3.0	0.5	19:23			
21	Joel RODRIGUEZ	1.0	32	5.5		0.5	6.5	1.0	1.0	18:24			
22	John MILSTEAD	0.5	45				4.5			20:37			

Coach: KEARLEY Steve

Legend:									
(C)	Captain	DF	Defensive fouls per game	M	Minutes per game	No.	Uniform number	OF	Offensive fouls per game
P	Penalties per game	PR	Preliminary Round	ST	Steals per game	T	Tries per Game	TO	Turnovers per game

Timing and Results provided by **TISSOT**





Results

Match No: 9

GER 59 - 15 USA

Referees: AZZI Sophia (FRA)
BROADHEAD Cameron (CAN)

Technical Commissioner: RUST Martha (USA)

	P1	P2	P3	P4
GER	17	17	9	16
USA	4	5	2	4

GER - Germany

Colours: white Top

No.	Name	Min	Sport Class	Tries	OF	DF	TO	ST	FF	2FF =DQF	DQF	PT
	5 Peter SCHREINER			0.5								
*	6 Christian RIEDEL	18:36		0.5	4		3	1				
*	7 Britta KRIPKE	19:47		0.5	8			3				
*	11 Thomas SCHUWJE	18:36		1.5	18		2	9				
	13 Robert TEICHMANN	25:37		1.0	9	1	1	5				1
	21 Florian BONGARD	24:36		1.0	6		1	5				
*	25 Niklas BRASCHOSS	20:48		1.0	14		1	8				
	TEAM TOTALS				59	1	8	32				1

Coach: Christian RIEDEL

USA - United States of America

Colours: navy Top

No.	Name	Min	Sport Class	Tries	OF	DF	TO	ST	FF	2FF =DQF	DQF	PT
	2 Zachary BRADLEY	6:49		1.5	1	1	3	2				
*	3 Jeremy HANNAFORD	20:35		1.0	2		2					
*	5 Daniel ORTIZ	13:02		1.0	4		1					
	10 Mike DEYOUNG	16:46		0.5	1	1	3					1
	12 Sebastian BROUSSARD	18:15		0.5	1		1					
	15 Ryan ENGELBY	9:45		1.5	2	1	3					1
*	21 Joel RODRIGUEZ	21:03		1.0	3	2	3	1				
*	22 John MILSTEAD	21:45		0.5	1	1	2					
	TEAM TOTALS				15	4	2	18	3			2

Coach: KEARLEY Steve

Note:
Tries allocated in the 'Team' location are Penalty Tries

Legend:

*	starting line up for P1	(C)	Captain	DF	Defensive Fouls	DQF	Disqualifying Foul
FF	Flagrant foul	Min	Minutes	No.	Uniform Number	OF	Offensive fouls
Px	Period	PT	Penalties	ST	Steals	TO	Turnovers

Timing and Results provided by 



Start List

Match No: 10

JPN - GBR

Referees: WILLIAMS Johnathan (USA)
BESCIAC Elzbieta Katarzyna (POL)

Technical Commissioner: MORENO Christopher (USA)

JPN - Japan

Colours: white Top

No.	Name	Sport Class	Age	T	OF	DF	TO	ST	P	M	JPN Matches		
1	Hidefumi WAKAYAMA	1.0	37	6.7			0.7	2.3		15:56	PR	USA	50 - 14
2	Yuki HASEGAWA	0.5	29	0.3			0.3			21:19	PR	GER	35 - 30
3	Kae KURAHASHI	0.5	31							17:01	PR	SUI	36 - 16
9	Tomoaki IMAI	1.0	39	3.0	0.3	0.3	1.7	2.0	0.3	15:24	PR	GBR	15 JUL
15	Kotaro KISHI	0.5	50			0.3	0.3	0.3	0.3	10:14	PR	CAN	16 JUL
20	Takayuki NORIMATSU	1.5	35	9.7		0.3	2.3	1.7	0.3	15:43			
22	Seiya NORIMATSU	1.5	32	13.7	0.7		0.3	6.0		17:53			
23	Hitoshi OGAWA	1.0	28	7.0			1.7	1.0		14:27			

Coach: ORR Kevin (USA)


GBR - Great Britain

Colours: red Top

No.	Name	Sport Class	Age	T	OF	DF	TO	ST	P	M	GBR Matches		
3	Myles PEARSON	1.5	29	13.7	0.3		2.3	7.3		21:58	PR	SUI	51 - 17
6	Sam DICKINSON	0.5	30	1.0				0.3		12:07	PR	CAN	42 - 30
7	Kylie GRIMES	0.5	34	1.0						19:36	PR	USA	47 - 12
8	Nick CUMMINS	1.5	36	18.7			1.0	6.0		23:36	PR	JPN	15 JUL
9	David COWLING	1.0	46	6.7	0.3		1.0	2.7		15:51	PR	GER	16 JUL
12	Luke WILSON	1.0	36	1.3			0.3	0.3		8:57			
14	Daniel KELLETT	0.5	29	4.0		0.3	1.3	2.7	0.3	25:53			

Coach: TARR Rob

Legend:									
(C)	Captain	DF	Defensive fouls per game	M	Minutes per game	No.	Uniform number	OF	Offensive fouls per game
P	Penalties per game	PR	Preliminary Round	ST	Steals per game	T	Tries per Game	TO	Turnovers per game

Timing and Results provided by 





Results

Match No: 10

JPN 27 - 46 GBR

Referees: WILLIAMS Johnathan (USA)
BESCIAC Elzbieta Katarzyna (POL)

Technical Commissioner: MORENO Christopher (USA)

	P1	P2	P3	P4
JPN	5	6	5	11
GBR	12	11	14	9

JPN - Japan Colours: white Top

No.	Name	Min	Sport Class	Tries	OF	DF	TO	ST	FF	2FF =DQF	DQF	PT
	1 Hidefumi WAKAYAMA	14:17	1.0	8			1	1				
*	2 Yuki HASEGAWA	23:12	0.5		1		3					
*	3 Kae KURAHASHI	15:14	0.5				1					
	9 Tomoaki IMAI	8:10	1.0	3			2					
	15 Kotaro KISHI	17:17	0.5									
*	20 Takayuki NORIMATSU	19:09	1.5	4			3					
*	22 Seiya NORIMATSU	16:48	1.5	8		1	4	1				1
	23 Hitoshi OGAWA	25:53	1.0	4			2					
	TEAM TOTALS			27	1	1	16	2				1

Coach: ORR Kevin (USA)

GBR - Great Britain Colours: red Top


No.	Name	Min	Sport Class	Tries	OF	DF	TO	ST	FF	2FF =DQF	DQF	PT
*	3 Myles PEARSON	22:00	1.5	10	1		2	1				
	6 Sam DICKINSON	10:32	0.5				1					
*	7 Kylie GRIMES	22:00	0.5	1				1				
*	8 Nick CUMMINS	28:28	1.5	20			2	5				
	9 David COWLING	13:32	1.0	5		1		3				1
	12 Luke WILSON		1.0									
*	14 Daniel KELLETT	31:28	0.5	9				2				
	TEAM TOTALS			46	1	1	5	12				1

Coach: TARR Rob

Note:
Tries allocated in the 'Team' location are Penalty Tries

Legend:

*	starting line up for P1	(C)	Captain	DF	Defensive Fouls	DQF	Disqualifying Foul
FF	Flagrant foul	Min	Minutes	No.	Uniform Number	OF	Offensive fouls
Px	Period	PT	Penalties	ST	Steals	TO	Turnovers

Timing and Results provided by 



Start List

Match No: 11

USA - CAN

Referees: AZZI Sophia (FRA)
ZIELSKA Elwira (POL)

Technical Commissioner: MORENO Christopher (USA)

USA - United States of America

Colours: white Top

No.	Name	Sport Class	Age	T	OF	DF	TO	ST	P	M	USA Matches		
2	Zachary BRADLEY	1.5	30	1.3	0.3		4.0	0.7		6:20	PR	JPN	14 - 50
3	Jeremy HANNAFORD	1.0	38	0.7	0.3		2.0	0.7		15:58	PR	GBR	12 - 47
5	Daniel ORTIZ	1.0	26	2.0			1.7	0.3		15:43	PR	GER	15 - 59
10	Mike DEYOUNG	0.5	40	1.3		0.3	3.7	0.3	0.3	14:29	PR	CAN	16 JUL
12	Sebastian BROUSSARD	0.5	23	0.3			2.0	0.7		13:40	PR	SUI	16 JUL
15	Ryan ENGELBY	1.5	41	3.0		0.7	2.3	2.0	0.7	16:10			
21	Joel RODRIGUEZ	1.0	32	4.7	0.7	0.3	5.3	1.0	0.7	19:17			
22	John MILSTEAD	0.5	45	0.3	0.3		3.7			21:00			

Coach: KEARLEY Steve


CAN - Canada

Colours: black Top

No.	Name	Sport Class	Age	T	OF	DF	TO	ST	P	M	CAN Matches		
7	Byron GREEN	0.5	38	0.7			0.3	0.3		9:53	PR	GER	33 - 41
10	Trevor HIRSCHFIELD	1.0	38	12.0		0.7	2.0	4.3	0.7	27:55	PR	GBR	30 - 42
12	Patrice DAGENAIS	1.0	38	8.7		0.3	2.7	5.0	0.3	27:53	PR	SUI	37 - 15
13	Kristen CAMERON	0.5	37	0.3		0.3	0.3		0.3	11:08	PR	USA	16 JUL
15	Patrice SIMARD	1.5	43	7.0			1.0	1.7		17:29	PR	JPN	16 JUL
22	Melanie LABELLE	1.0	37	0.7			0.7	0.3		6:37			
41	Eric RODRIGUES	0.5	43	0.7			0.7			14:05			
43	Maxime DROLET-GAUTHIER	1.0	28	3.3			1.7			19:33			

Coach: WHITEHEAD Mike

Legend:													
(C)	Captain	DF	Defensive fouls per game	M	Minutes per game	No.	Uniform number	OF	Offensive fouls per game				
P	Penalties per game	PR	Preliminary Round	ST	Steals per game	T	Tries per Game	TO	Turnovers per game				

Timing and Results provided by 





Results

Match No: 11

USA 28 - 45 CAN

Referees: AZZI Sophia (FRA)
ZIELSKA Elwira (POL)

Technical Commissioner: MORENO Christopher (USA)

	P1	P2	P3	P4
USA	5	4	9	10
CAN	10	12	10	13

USA - United States of America

Colours: white Top

No.	Name	Min	Sport Class	Tries	OF	DF	TO	ST	FF	2FF =DQF	DQF	PT
	2 Zachary BRADLEY	16:01	1.5				1					
*	3 Jeremy HANNAFORD	8:00	1.0	3			3					
	5 Daniel ORTIZ	19:52	1.0	6			1					
*	10 Mike DEYOUNG	26:23	0.5			3	1					3
*	12 Sebastian BROUSSARD	17:47	0.5				1					
*	15 Ryan ENGELBY	11:44	1.5	10			2	1				
	21 Joel RODRIGUEZ	12:14	1.0	6	1	1	4	4				1
	22 John MILSTEAD	15:59	0.5	3			3					
	TEAM TOTALS			28	1	4	16	5				4

Coach: KEARLEY Steve

CAN - Canada


Colours: black Top

No.	Name	Min	Sport Class	Tries	OF	DF	TO	ST	FF	2FF =DQF	DQF	PT
	7 Byron GREEN	30:47	0.5	1			1					
*	10 Trevor HIRSCHFIELD	18:33	1.0	15		1	4	1				1
*	12 Patrice DAGENAIS	17:57	1.0	13			1	5				
*	13 Kristen CAMERON	5:29	0.5									
*	15 Patrice SIMARD	36:25	1.5	8				1				
	22 Melanie LABELLE	30:56	1.0	2								
	41 Eric RODRIGUES	5:54	0.5	1				1				
	43 Maxime DROLET-GAUTHIER	5:54	1.0	3				1				
	TEAM TOTALS			45		1	6	9				1

Coach: WHITEHEAD Mike

Note:
Tries allocated in the 'Team' location are Penalty Tries

Legend:			
*	starting line up for P1	(C)	Captain
FF	Flagrant foul	Min	Minutes
Px	Period	PT	Penalties
DF	Defensive Fouls	No.	Uniform Number
ST	Steals	ST	Steals
DQF	Disqualifying Foul	OF	Offensive fouls
		TO	Turnovers

Timing and Results provided by  TISSOT





Start List

Match No: 12

SUI - GER

Referees: PLAXE Daniel (USA)
BROADHEAD Cameron (CAN)

Technical Commissioner: RUST Martha (USA)

SUI - Switzerland

Colours: white Top

No.	Name	Sport Class	Age	T	OF	DF	TO	ST	P	M	SUI Matches		
1	Roger SUTER	1.0	54	2.5			1.0			9:45	PR	GBR	17 - 51
2	Christian HAHNEL	1.5	40	1.3	0.7	1.0	1.7		1.0	19:40	PR	JPN	16 - 36
3	Andreas BRANDLI	1.5	44	0.7	0.3		0.3			5:49	PR	CAN	15 - 37
5	Adrian MOSER	1.0	39	4.3	0.3	0.7	3.7	2.0	0.7	27:11	PR	GER	16 JUL
6	Peter ROOS	0.5	38	3.0	0.7	0.3	1.3		0.3	26:27	PR	USA	16 JUL
11	Yves LANGHARD	1.0	24	2.0		0.3	2.3	0.7	0.3	10:30			
12	Jonathan BALTENSPERGER	0.5	36	1.7			0.7			9:23			
22	Patrick GOSTELI	0.5	30	1.3		0.3	3.7	0.3	0.7	22:28			


Coach: WIELAND Roland

GER - Germany

Colours: black Top

No.	Name	Sport Class	Age	T	OF	DF	TO	ST	P	M	GER Matches		
6	Christian RIEDEL	0.5	51	3.0			2.3	0.7		26:59	PR	CAN	41 - 33
7	Britta KRIPKE	0.5	45	6.3	0.3		1.0	2.7		27:55	PR	JPN	30 - 35
11	Thomas SCHUWJE	1.5	38	17.7			3.0	6.3		26:59	PR	USA	59 - 15
13	Robert TEICHMANN	1.0	47	8.7		0.7	1.3	2.0	0.7	28:23	PR	SUI	16 JUL
21	Florian BONGARD	1.0	28	2.3			0.3	1.7		10:13	PR	GBR	16 JUL
25	Niklas BRASCHOSS	1.0	20	7.0			0.5	4.0		11:13			

Legend:	(C) Captain	DF Defensive fouls per game	M Minutes per game	No. Uniform number	OF Offensive fouls per game
	P Penalties per game	PR Preliminary Round	ST Steals per game	T Tries per Game	TO Turnovers per game

Timing and Results provided by 





Results

Match No: 12

SUI 23 - 41 GER

Referees: PLAXE Daniel (USA)
BROADHEAD Cameron (CAN)

Technical Commissioner: RUST Martha (USA)

	P1	P2	P3	P4
SUI	7	5	5	6
GER	11	12	7	11

SUI - Switzerland

Colours: white Top

No.	Name	Min	Sport Class	Tries	OF	DF	TO	ST	FF	2FF =DQF	DQF	PT
	1 Roger SUTER	6:23	1.0	1			2	1				
*	2 Christian HAHNEL	21:34	1.5	5		1	2	1				1
	3 Andreas BRANDLI	4:03	1.5	1			1					
*	5 Adrian MOSER	27:57	1.0	7		1	5	3				1
*	6 Peter ROOS	26:26	0.5	2		2	2					2
	11 Yves LANGHARD	10:26	1.0	3	1	1						1
	12 Jonathan BALTENSPERGER	14:47	0.5	3								
*	22 Patrick GOSTELI	16:24	0.5	1		1	4					1
	TEAM TOTALS			23	1	6	16	5				6

Coach: WIELAND Roland

GER - Germany

Colours: black Top

No.	Name	Min	Sport Class	Tries	OF	DF	TO	ST	FF	2FF =DQF	DQF	PT
*	6 Christian RIEDEL	26:14	0.5	5	1							
*	7 Britta KRIPKE	24:19	0.5	6				1				
*	11 Thomas SCHUWJE	18:54	1.5	10			2	4				
*	13 Robert TEICHMANN	24:33	1.0	8			1	1				
	21 Florian BONGARD	15:39	1.0	2			2	2				
	25 Niklas BRASCHOSS	18:21	1.0	9				2				
	TEAM TOTALS			41	1		5	10				

Note:
Tries allocated in the 'Team' location are Penalty Tries

Legend:

*	starting line up for P1	(C)	Captain	DF	Defensive Fouls	DQF	Disqualifying Foul
FF	Flagrant foul	Min	Minutes	No.	Uniform Number	OF	Offensive fouls
Px	Period	PT	Penalties	ST	Steals	TO	Turnovers

Timing and Results provided by 



Start List

Match No: 13

CAN - JPN

Referees: AZZI Sophia (FRA)
WILLIAMS Johnathan (USA)

Technical Commissioner: MORENO Christopher (USA)

CAN - Canada

Colours: black Top

No.	Name	Sport Class	Age	T	OF	DF	TO	ST	P	M	CAN Matches		
7	Byron GREEN	0.5	38	0.8			0.5	0.3		15:07	PR	GER	33 - 41
10	Trevor HIRSCHFIELD	1.0	38	12.8		0.8	2.5	3.5	0.8	25:35	PR	GBR	30 - 42
12	Patrice DAGENAIS	1.0	38	9.8		0.3	2.3	5.0	0.3	25:24	PR	SUI	37 - 15
13	Kristen CAMERON	0.5	37	0.3		0.3	0.3		0.3	9:43	PR	USA	45 - 28
15	Patrice SIMARD	1.5	43	7.3			0.8	1.5		22:13	PR	JPN	16 JUL
22	Melanie LABELLE	1.0	37	1.0			0.5	0.3		12:41			
41	Eric RODRIGUES	0.5	43	0.8			0.5	0.3		12:02			
43	Maxime DROLET-GAUTHIER	1.0	28	3.3			1.3	0.3		16:08			

Coach: WHITEHEAD Mike


JPN - Japan

Colours: red Top

No.	Name	Sport Class	Age	T	OF	DF	TO	ST	P	M	JPN Matches		
1	Hidefumi WAKAYAMA	1.0	37	7.0			0.8	2.0		15:31	PR	USA	50 - 14
2	Yuki HASEGAWA	0.5	29	0.3	0.3		1.0			21:47	PR	GER	35 - 30
3	Kae KURAHASHI	0.5	31				0.3			16:34	PR	SUI	36 - 16
9	Tomoaki IMAI	1.0	39	3.0	0.3	0.3	1.8	1.5	0.3	13:35	PR	GBR	27 - 46
15	Kotaro KISHI	0.5	50			0.3	0.3	0.3	0.3	12:00	PR	CAN	16 JUL
20	Takayuki NORIMATSU	1.5	35	8.3		0.3	2.5	1.3	0.3	16:34			
22	Seiya NORIMATSU	1.5	32	12.3	0.5	0.3	1.3	4.8	0.3	17:37			
23	Hitoshi OGAWA	1.0	28	6.3			1.8	0.8		17:18			

Coach: ORR Kevin (USA)

Legend:													
(C)	Captain	DF	Defensive fouls per game	M	Minutes per game	No.	Uniform number	OF	Offensive fouls per game				
P	Penalties per game	PR	Preliminary Round	ST	Steals per game	T	Tries per Game	TO	Turnovers per game				

Timing and Results provided by  TISSOT





Results

Match No: 13

CAN 33 - 38 JPN

Referees: AZZI Sophia (FRA)
WILLIAMS Johnathan (USA)

Technical Commissioner: MORENO Christopher (USA)

	P1	P2	P3	P4
CAN	7	7	9	10
JPN	11	12	8	7

CAN - Canada Colours: black Top

No.	Name	Min	Sport Class	Tries	OF	DF	TO	ST	FF	2FF =DQF	DQF	PT
7	Byron GREEN	4:32	0.5									
* 10	Trevor HIRSCHFIELD	30:23	1.0	10		1	2	3				1
* 12	Patrice DAGENAIS	36:37	1.0	14			7					
* 13	Kristen CAMERON	34:47	0.5			2						3
* 15	Patrice SIMARD	31:47	1.5	8		1	2	3				1
22	Melanie LABELLE	4:32	1.0				1					
41	Eric RODRIGUES		0.5									
43	Maxime DROLET-GAUTHIER		1.0	1								
TEAM TOTALS				33		4	12	6				5

Coach: WHITEHEAD Mike

JPN - Japan Colours: red Top


No.	Name	Min	Sport Class	Tries	OF	DF	TO	ST	FF	2FF =DQF	DQF	PT
1	Hidefumi WAKAYAMA	16:42	1.0	1			2					
* 2	Yuki HASEGAWA	28:02	0.5	1								
* 3	Kae KURAHASHI	26:22	0.5									
9	Tomoaki IMAI	9:07	1.0	1			1					
15	Kotaro KISHI	0:56	0.5									
* 20	Takayuki NORIMATSU	12:04	1.5	8			2	1				
* 22	Seiya NORIMATSU	31:34	1.5	23			2	5				
23	Hitoshi OGAWA	7:45	1.0	2		1	1					1
TEAM TOTALS				38		1	8	6				1

Coach: ORR Kevin (USA)

Note:
Tries allocated in the 'Team' location are Penalty Tries

Legend:

*	starting line up for P1	(C)	Captain	DF	Defensive Fouls	DQF	Disqualifying Foul
FF	Flagrant foul	Min	Minutes	No.	Uniform Number	OF	Offensive fouls
Px	Period	PT	Penalties	ST	Steals	TO	Turnovers

Timing and Results provided by  TISSOT





Start List

Match No: 14

GBR - GER

Referees: BESCIAK Elzbieta Katarzyna (POL)
PLAXE Daniel (USA)

Technical Commissioner: RUST Martha (USA)

GBR - Great Britain

Colours: white Top

No.	Name	Sport Class	Age	T	OF	DF	TO	ST	P	M	GBR Matches		
3	Myles PEARSON	1.5	29	12.8	0.5		2.3	5.8		21:58	PR	SUI	51 - 17
6	Sam DICKINSON	0.5	30	0.8			0.3	0.3		11:43	PR	CAN	42 - 30
7	Kylie GRIMES	0.5	34	1.0				0.3		20:12	PR	USA	47 - 12
8	Nick CUMMINS	1.5	36	19.0			1.3	5.8		24:49	PR	JPN	46 - 27
9	David COWLING	1.0	46	6.3	0.3	0.3	0.8	2.8	0.3	15:16	PR	GER	16 JUL
12	Luke WILSON	1.0	36	1.3			0.3	0.3		8:57			
14	Daniel KELLETT	0.5	29	5.3		0.3	1.0	2.5	0.3	27:17			

Coach: TARR Rob

GER - Germany

Colours: black Top

No.	Name	Sport Class	Age	T	OF	DF	TO	ST	P	M	GER Matches		
6	Christian RIEDEL	0.5	51	3.5	0.3		1.8	0.5		26:48	PR	CAN	41 - 33
7	Britta KRIPKE	0.5	45	6.3	0.3		0.8	2.3		27:01	PR	JPN	30 - 35
11	Thomas SCHUWJE	1.5	38	15.8			2.8	5.8		24:58	PR	USA	59 - 15
13	Robert TEICHMANN	1.0	47	8.5		0.5	1.3	1.8	0.5	27:25	PR	SUI	41 - 23
21	Florian BONGARD	1.0	28	2.3			0.8	1.8		11:35	PR	GBR	16 JUL
25	Niklas BRASCHOSS	1.0	20	7.7			0.3	3.3		13:35			

Coach: Christian RIEDEL

Legend:									
(C)	Captain	DF	Defensive fouls per game	M	Minutes per game	No.	Uniform number	OF	Offensive fouls per game
P	Penalties per game	PR	Preliminary Round	ST	Steals per game	T	Tries per Game	TO	Turnovers per game

Timing and Results provided by 



Results

Match No: 14

GBR 38 - 32 GER

Referees: BESCIAK Elzbieta Katarzyna (POL)
PLAXE Daniel (USA)

Technical Commissioner: RUST Martha (USA)

	P1	P2	P3	P4
GBR	7	8	11	12
GER	11	7	9	5

GBR - Great Britain

Colours: white Top

No.	Name	Min	Sport Class	Tries	OF	DF	TO	ST	FF	2FF =DQF	DQF	PT
*	3 Myles PEARSON	16:54	1.5	10			1	1				
	6 Sam DICKINSON	15:06	0.5	2								
*	7 Kylie GRIMES	16:54	0.5				1					
*	8 Nick CUMMINS	32:00	1.5	16				1				
	9 David COWLING	15:06	1.0	6		1	1	1				1
	12 Luke WILSON		1.0									
*	14 Daniel KELLETT	32:00	0.5	4		1	1	3				1
	TEAM											
	TOTALS			38		2	4	6				2

Coach: TARR Rob

GER - Germany

Colours: black Top


No.	Name	Min	Sport Class	Tries	OF	DF	TO	ST	FF	2FF =DQF	DQF	PT
*	6 Christian RIEDEL	32:00	0.5	3	2			1				
*	7 Britta KRIPKE	32:00	0.5	6			1	2				
*	11 Thomas SCHUWJE	32:00	1.5	15			8	7				
*	13 Robert TEICHMANN	32:00	1.0	6			1					
	21 Florian BONGARD		1.0									
	25 Niklas BRASCHOSS		1.0									
	TEAM			2								
	TOTALS			32	2		10	10				

Coach: Christian RIEDEL

Note:
Tries allocated in the 'Team' location are Penalty Tries

Legend:

*	starting line up for P1	(C)	Captain	DF	Defensive Fouls	DQF	Disqualifying Foul
FF	Flagrant foul	Min	Minutes	No.	Uniform Number	OF	Offensive fouls
Px	Period	PT	Penalties	ST	Steals	TO	Turnovers

Timing and Results provided by  TISSOT



Start List

Match No: 15

SUI - USA

Referees: BROADHEAD Cameron (CAN)
ZIELSKA Elwira (POL)

Technical Commissioner: MORENO Christopher (USA)

SUI - Switzerland

Colours: red Top

No.	Name	Sport Class	Age	T	OF	DF	TO	ST	P	M	SUI Matches		
1	Roger SUTER	1.0	54	2.0			1.3	0.3		8:38	PR	GBR	17 - 51
2	Christian HAHNEL	1.5	40	2.3	0.5	1.0	1.8	0.3	1.0	20:09	PR	JPN	16 - 36
3	Andreas BRANDLI	1.5	44	0.8	0.3		0.5			5:22	PR	CAN	15 - 37
5	Adrian MOSER	1.0	39	5.0	0.3	0.8	4.0	2.3	0.8	27:22	PR	GER	23 - 41
6	Peter ROOS	0.5	38	2.8	0.5	0.8	1.5		0.8	26:26	PR	USA	16 JUL
11	Yves LANGHARD	1.0	24	2.3	0.3	0.5	1.8	0.5	0.5	10:29			
12	Jonathan BALTENSPERGER	0.5	36	2.0			0.5			10:44			
22	Patrick GOSTELI	0.5	30	1.3		0.5	3.8	0.3	0.8	20:57			

Coach: WIELAND Roland


USA - United States of America

Colours: navy Top

No.	Name	Sport Class	Age	T	OF	DF	TO	ST	P	M	USA Matches		
2	Zachary BRADLEY	1.5	30	1.0	0.3		3.3	0.5		8:45	PR	JPN	14 - 50
3	Jeremy HANNAFORD	1.0	38	1.3	0.3		2.3	0.5		13:58	PR	GBR	12 - 47
5	Daniel ORTIZ	1.0	26	3.0			1.5	0.3		16:45	PR	GER	15 - 59
10	Mike DEYOUNG	0.5	40	1.0		1.0	3.0	0.3	1.0	17:28	PR	CAN	28 - 45
12	Sebastian BROUSSARD	0.5	23	0.3			1.8	0.5		14:41	PR	SUI	16 JUL
15	Ryan ENGELBY	1.5	41	4.8		0.5	2.3	1.8	0.5	15:04			
21	Joel RODRIGUEZ	1.0	32	5.0	0.8	0.5	5.0	1.8	0.8	17:31			
22	John MILSTEAD	0.5	45	1.0	0.3		3.5			19:44			

Coach: KEARLEY Steve

Legend:									
(C)	Captain	DF	Defensive fouls per game	M	Minutes per game	No.	Uniform number	OF	Offensive fouls per game
P	Penalties per game	PR	Preliminary Round	ST	Steals per game	T	Tries per Game	TO	Turnovers per game

Timing and Results provided by  TISSOT





Results

Match No: 15

SUI 40 - 30 USA

Referees: BROADHEAD Cameron (CAN)
ZIELSKA Elwira (POL)

Technical Commissioner: MORENO Christopher (USA)

	P1	P2	P3	P4
SUI	10	10	12	8
USA	5	13	7	5

SUI - Switzerland

Colours: red Top

No.	Name	Min	Sport Class	Tries	OF	DF	TO	ST	FF	2FF =DQF	DQF	PT
1	Roger SUTER	3:49	1.0				1					
2	Christian HAHNEL	4:47	1.5	3								
*	3 Andreas BRANDLI	23:24	1.5	12		1	1	3				1
*	5 Adrian MOSER	22:28	1.0	11	1		3	5				
*	6 Peter ROOS	27:51	0.5	6	1	1		2				1
11	Yves LANGHARD	13:21	1.0	4	1		1	3				
12	Jonathan BALTENSPERGER	17:34	0.5	1								
*	22 Patrick GOSTELI	14:46	0.5	3	2							
TEAM TOTALS				40	5	3	6	13				3

Coach: WIELAND Roland

USA - United States of America

Colours: navy Top

No.	Name	Min	Sport Class	Tries	OF	DF	TO	ST	FF	2FF =DQF	DQF	PT
2	Zachary BRADLEY		1.5	2			1	1				
*	3 Jeremy HANNAFORD	2:12	1.0									
*	5 Daniel ORTIZ	6:12	1.0	4				1				
10	Mike DEYOUNG	25:59	0.5	1								
12	Sebastian BROUSSARD		0.5									
15	Ryan ENGELBY	27:29	1.5	12	2		4	3				
*	21 Joel RODRIGUEZ	26:37	1.0	4	1		5	3				
*	22 John MILSTEAD	25:50	0.5	5			2	2				
TEAM TOTALS				30	3		12	10				

Coach: KEARLEY Steve

Note:
Tries allocated in the 'Team' location are Penalty Tries

Legend:			
*	starting line up for P1	(C)	Captain
FF	Flagrant foul	Min	Minutes
Px	Period	PT	Penalties
DF	Defensive Fouls	No.	Uniform Number
ST	Steals	ST	Steals
DQF	Disqualifying Foul	OF	Offensive fouls
		TO	Turnovers

Timing and Results provided by 





Wushu





45	Wushu	4047
45.1	Table of Contents	4048
45.2	Competition Schedule	4052
45.3	Number of Entries by Country	4053
45.4	Entry List by Country	4054
45.5	Medallists by Event	4056
45.6	Medal Standings	4057
45.7	Men's Taolu Changquan	4058
45.7.1	Entry List by Event	4059
45.7.2	Medallists	4060
45.7.3	Final	4061
45.7.3.1	Start List	4061
45.7.3.2	Results	4062
45.8	Men's Taolu Daoshu & Gunshu	4063
45.8.1	Entry List by Event	4064
45.8.2	Medallists	4065
45.8.3	Final	4066
45.8.3.1	Gunshu	4066
45.8.3.1.1	Start List	4066
45.8.3.1.2	Results	4067
45.8.3.2	Daoshu	4068
45.8.3.2.1	Start List	4068
45.8.3.2.2	Results	4069
45.9	Men's Taolu Jianshu & Qiangshu	4070
45.9.1	Entry List by Event	4071
45.9.2	Medallists	4072
45.9.3	Final	4073
45.9.3.1	Jianshu	4073
45.9.3.1.1	Start List	4073
45.9.3.1.2	Results	4074
45.9.3.2	Qiangshu	4075
45.9.3.2.1	Start List	4075
45.9.3.2.2	Results	4076
45.10	Men's Taolu Nanquan & Nangun	4077
45.10.1	Entry List by Event	4078
45.10.2	Medallists	4079
45.10.3	Final	4080

45.10.3.1	Nangun	4080
45.10.3.1.1	Start List	4080
45.10.3.1.2	Results	4081
45.10.3.2	Nanquan	4082
45.10.3.2.1	Start List	4082
45.10.3.2.2	Results	4083
45.11	Men's Taolu Taijiquan & Taijijian	4084
45.11.1	Entry List by Event	4085
45.11.2	Medallists	4086
45.11.3	Final	4087
45.11.3.1	Taijiquan	4087
45.11.3.1.1	Start List	4087
45.11.3.1.2	Results	4088
45.11.3.2	Taijijian	4089
45.11.3.2.1	Start List	4089
45.11.3.2.2	Results	4090
45.12	Women's Taolu Changquan	4091
45.12.1	Entry List by Event	4092
45.12.2	Medallists	4093
45.12.3	Final	4094
45.12.3.1	Start List	4094
45.12.3.2	Results	4095
45.13	Women's Taolu Daoshu & Gunshu	4096
45.13.1	Entry List by Event	4097
45.13.2	Medallists	4098
45.13.3	Final	4099
45.13.3.1	Gunshu	4099
45.13.3.1.1	Start List	4099
45.13.3.1.2	Results	4100
45.13.3.2	Daoshu	4101
45.13.3.2.1	Start List	4101
45.13.3.2.2	Results	4102
45.14	Women's Taolu Jianshu & Qiangshu	4103
45.14.1	Entry List by Event	4104
45.14.2	Medallists	4105
45.14.3	Final	4106
45.14.3.1	Jianshu	4106
45.14.3.1.1	Start List	4106
45.14.3.1.2	Results	4107
45.14.3.2	Qiangshu	4108
45.14.3.2.1	Start List	4108
45.14.3.2.2	Results	4109
45.15	Women's Taolu Nanquan & Nandao	4110
45.15.1	Entry List by Event	4111


45.15.2	Medallists	4112
45.15.3	Final	4113
45.15.3.1	Nandao	4113
45.15.3.1.1	Start List	4113
45.15.3.1.2	Results	4114
45.15.3.2	Nanquan	4115
45.15.3.2.1	Start List	4115
45.15.3.2.2	Results	4116
45.16	Women's Taolu Taijiquan & Taijijian	4117
45.16.1	Entry List by Event	4118
45.16.2	Medallists	4119
45.16.3	Final	4120
45.16.3.1	Taijiquan	4120
45.16.3.1.1	Start List	4120
45.16.3.1.2	Results	4121
45.16.3.2	Taijijian	4122
45.16.3.2.1	Start List	4122
45.16.3.2.2	Results	4123



Competition Schedule

As of MON 11 JUL 2022

Date	Start Time	Event
TUE 12 JUL	10:05	Men's Taolu Changquan, Final
	10:19	Women's Taolu Jianshu & Qiangshu, Final - Jianshu
	10:34	Men's Taolu Daoshu & Gunshu, Final - Gunshu
	10:48	Men's Taolu Nanquan & Nangun, Final - Nangun
	11:03	Women's Taolu Taijiquan & Taijijian, Final - Taijiquan
	19:05	Women's Taolu Jianshu & Qiangshu, Final - Qiangshu
	19:19	Men's Taolu Daoshu & Gunshu, Final - Daoshu
	19:34	Men's Taolu Nanquan & Nangun, Final - Nanquan
	19:48	Women's Taolu Taijiquan & Taijijian, Final - Taijijian
WED 13 JUL	10:00	Women's Taolu Changquan, Final
	10:19	Men's Taolu Jianshu & Qiangshu, Final - Jianshu
	10:34	Women's Taolu Daoshu & Gunshu, Final - Gunshu
	10:48	Women's Taolu Nanquan & Nandao, Final - Nandao
	11:01	Men's Taolu Taijiquan & Taijijian, Final - Taijiquan
	19:05	Men's Taolu Jianshu & Qiangshu, Final - Qiangshu
	19:24	Women's Taolu Daoshu & Gunshu, Final - Daoshu
	19:43	Women's Taolu Nanquan & Nandao, Final - Nanquan
20:02	Men's Taolu Taijiquan & Taijijian, Final - Taijijian	


Timing and Results provided by  TISSOT



Number of Entries by Country

As of MON 11 JUL 2022

Country	Men						Women						Athlete Total
	Changquan	Daolu & Gunshu	Jianshu & Qiangshu	Nanquan & Nangun	Taijiquan & Taijijian	Total	Changquan	Daolu & Gunshu	Jianshu & Qiangshu	Nanquan & Nandao	Taijiquan & Taijijian	Total	
ARG - Argentina							1					1	1
BRA - Brazil							1					1	1
BRU - Brunei Darussalam					1	1					1	1	2
CAN - Canada			1		1	2	1		1			2	4
CHI - Chile								1				1	1
CHN - People's Republic of China		1		1		2	1			1		2	4
EGY - Egypt		1				1						1	1
FRA - France		1	1			2	1					1	3
GBR - Great Britain			1			1						1	1
HKG - Hong Kong, China				1	1	2		1		1		2	4
INA - Indonesia	1			1		2	1				1	2	4
IND - India					1	1						1	1
ISR - Israel									1			1	1
ITA - Italy		1	1			2						2	2
KOR - Republic of Korea	1				1	2			1		1	2	4
MEX - Mexico	1					1		1				1	2
NEP - Nepal				1		1				1		1	2
SEN - Senegal				1		1						1	1
SGP - Singapore	1	1				2			1		1	2	4
SUI - Switzerland			1			1						1	1
THA - Thailand					1	1						1	1
TPE - Chinese Taipei		1		1		2					1	1	3
UKR - Ukraine	1					1		1	1			2	3
USA - United States of America	1		1			2		1			1	2	4
UZB - Uzbekistan										1		1	1
VIE - Vietnam				1		1		1	1			2	3
Total:	26	6	6	6	7	31	6	6	6	4	6	28	59

Timing and Results provided by  TISSOT






Entry List by Country

As of MON 11 JUL 2022

Country	Name	Date of Birth
ARG - Argentina	Melina Fiorela AREVALO	23 MAR 2001
BRA - Brazil	Michele SANTOS	8 AUG 1991
BRU - Brunei Darussalam	Lachkar BASMA Zheng Yu HOSEA WONG	25 MAR 2003 16 MAY 2003
CAN - Canada	Winnie CAI Jason CHEN-LEUNG Murray CHEUNG Lissy LIU	1 JAN 2001 25 AUG 1996 29 JUL 1988 4 DEC 2002
CHI - Chile	Camila CID URTUBIA	31 MAR 1998
CHN - People's Republic of China	Xiaoxiao LAI Zhongxin LIU Zhaochua WU Yaling ZHANG	3 DEC 1993 20 FEB 1994 2 SEP 1998 1 MAR 2000
EGY - Egypt	Amr Kasem KASEM	9 JUL 1997
FRA - France	Benoit DENOLLE Loan DROUARD Juliette VAUCHEZ	20 NOV 1991 25 JAN 2002 12 DEC 1997
GBR - Great Britain	Mak SAMUEL	13 MAR 1993
HKG - Hong Kong, China	Wing Yung LEE Lok Man NGAN Chung Hei YEUNG Michelle YEUNG	22 DEC 2000 28 FEB 2001 12 JUN 1997 7 FEB 2003
INA - Indonesia	Harris HORATIUS Edgar Xavier MARVELO Nandhira MAURISKHA Alisya MELLYNAR	11 OCT 1995 16 DEC 1998 4 JAN 1999 25 OCT 2001
IND - India	Brahmna SANMA	27 MAR 1998
ISR - Israel	Anastasia CHIRILIUC	8 DEC 1994
ITA - Italy	Barbarisi ALFONSO Giordano DOMENICO	26 OCT 1991
KOR - Republic of Korea	Yujeong CHOI Hasung LEE Heeju SEO Wonhee YU	6 MAR 1998 5 JUN 1994 18 NOV 1993 15 MAY 1993

Timing and Results provided by  TISSOT



REGIONS Protective






Entry List by Country

As of MON 11 JUL 2022

Country	Name	Date of Birth
MEX - Mexico	Alexa CRUZ	7 MAY 2000
	Dante GAMBOA	6 FEB 1998
NEP - Nepal	Hamal DEEPAK	1 OCT 1992
	Nima GHARTI MAGAR	17 DEC 1999
SEN - Senegal	Ousmanne GUEYE	10 NOV 1998
SGP - Singapore	Jesse ADALIA	2 APR 1998
	Isabel Xin Ting CHUA	27 JAN 2003
	Jowen Si Wei LIM	6 JAN 1999
	Vera Yan Ning TAN	16 MAR 1998
SUI - Switzerland	Benjamin MULLER	10 JUL 2000
THA - Thailand	Jo SAELEE	7 NOV 1998
TPE - Chinese Taipei	Po-Wei LAI	29 JAN 1994
	Pei-Hsun LIU	16 SEP 1999
	Chen-Ming WANG	5 JUN 1995
UKR - Ukraine	Alina KRYSKO	15 JUN 2005
	Yana POLTORATSKA	12 SEP 2002
	Roman REVA	30 MAY 1993
USA - United States of America	Judy LIU	3 SEP 2004
	Alex NI	20 JUN 2002
	Mia TIAN	11 OCT 2002
	Brian WANG	1 JUL 1988
UZB - Uzbekistan	Darya LATISHEVA	22 MAR 2000
VIE - Vietnam	Thuy Vi DUONG	11 MAY 1993
	Thi Phuong Giang HOANG	3 MAR 1992
	Quoc Khanh PHAM	2 SEP 1990

Timing and Results provided by  TISSOT



BIRMINGHAM

Greater Birmingham Convention & Visitors Bureau



REGIONS



Protective



BlueCross BlueShield of Alabama






Medallists by Event

As of WED 13 JUL 2022

After 10 of 10 Events

Event Name	Date	Medal	Name	Country Code
Men's Taolu Changquan	TUE 12 JUL	GOLD	Edgar Xavier MARVELO	INA
		SILVER	Hasung LEE	KOR
		BRONZE	Roman REVA	UKR
Men's Taolu Daoshu & Gunshu	TUE 12 JUL	GOLD	Zhaohua WU	CHN
		SILVER	Jowen Si Wei LIM	SGP
		BRONZE	Loan DROUARD	FRA
Men's Taolu Jianshu & Qiangshu	TUE 12 JUL	GOLD	Brian WANG	USA
		SILVER	Barbarisi ALFONSO	ITA
		BRONZE	Jason CHEN-LEUNG	CAN
Men's Taolu Nanquan & Nangun	TUE 12 JUL	GOLD	Zhongxin LIU	CHN
		SILVER	Harris HORATIUS	INA
		BRONZE	Po-Wei LAI	TPE
Men's Taolu Taijiquan & Taijijian	TUE 12 JUL	GOLD	Wonhee YU	KOR
		SILVER	Zheng Yu HOSEA WONG	BRU
		BRONZE	Chung Hei YEUNG	HKG
Women's Taolu Changquan	WED 13 JUL	GOLD	Xiaoxiao LAI	CHN
		SILVER	Nandhira MAURISKHA	INA
		BRONZE	Michele SANTOS	BRA
Women's Taolu Daoshu & Gunshu	WED 13 JUL	GOLD	Mia TIAN	USA
		SILVER	Alina KRYSKO	UKR
		BRONZE	Michelle YEUNG	HKG
Women's Taolu Jianshu & Qiangshu	WED 13 JUL	GOLD	Thuy Vi DUONG	VIE
		SILVER	Winnie CAI	CAN
		BRONZE	Heeju SEO	KOR
Women's Taolu Nanquan & Nandao	WED 13 JUL	GOLD	Yaling ZHANG	CHN
		SILVER	Darya LATISHEVA	UZB
		BRONZE	Wing Yung LEE	HKG
Women's Taolu Taijiquan & Taijijian	WED 13 JUL	GOLD	Lachkar BASMA	BRU
		SILVER	Pei-Hsun LIU	TPE
		BRONZE	Vera Yan Ning TAN	SGP

Timing and Results provided by  TISSOT






Medal Standings

As of WED 13 JUL 2022

After 10 of 10 Events

Rank	Country	Men				Women				Total				Rank by Total
		G	S	B	Tot	G	S	B	Tot	G	S	B	Tot	
1	CHN - People's Republic of China	2			2	2			2	4			4	1
2	USA - United States of America	1			1	1			1	2			2	=5
3	INA - Indonesia	1	1		2		1		1	1	2		3	=2
4	KOR - Republic of Korea	1	1		2			1	1	1	1	1	3	=2
5	BRU - Brunei Darussalam		1		1	1			1	1	1		2	=5
6	VIE - Vietnam					1			1	1			1	=11
7	CAN - Canada			1	1		1		1		1	1	2	=5
7	SGP - Singapore		1		1			1	1		1	1	2	=5
7	TPE - Chinese Taipei			1	1		1		1		1	1	2	=5
7	UKR - Ukraine			1	1		1		1		1	1	2	=5
11	ITA - Italy		1		1						1		1	=11
11	UZB - Uzbekistan						1		1		1		1	=11
13	HKG - Hong Kong, China			1	1			2	2			3	3	=2
14	BRA - Brazil							1	1			1	1	=11
14	FRA - France			1	1							1	1	=11
Total:		5	5	5	15	5	5	5	15	10	10	10	30	

Legend:	G Gold	S Silver	Tot Total
B Bronze			

Timing and Results provided by  TISSOT





Wushu

Men's Taolu Changquan






Entry List by Event

As of MON 11 JUL 2022

Country	Bib Number	Name	Date of Birth
INA - Indonesia	1024	Edgar Xavier MARVELO	16 DEC 1998
KOR - Republic of Korea	1032	Hasung LEE	5 JUN 1994
MEX - Mexico	1036	Dante GAMBOA	6 FEB 1998
SGP - Singapore	1040	Jesse ADALIA	2 APR 1998
UKR - Ukraine	1051	Roman REVA	30 MAY 1993
USA - United States of America	1052	Alex NI	20 JUN 2002

Timing and Results provided by  TISSOT






Medallists

As of TUE 12 JUL 2022

Medal	Name	Country
GOLD	Edgar Xavier MARVELO	INA - Indonesia
SILVER	Hasung LEE	KOR - Republic of Korea
BRONZE	Roman REVA	UKR - Ukraine

Timing and Results provided by  TISSOT






Start List

As of MON 11 JUL 2022

Start Order	Bib	Name	Country Code
1	1040	Jesse ADALIA	SGP
2	1032	Hasung LEE	KOR
3	1024	Edgar Xavier MARVELO	INA
4	1036	Dante GAMBOA	MEX
5	1052	Alex NI	USA
6	1051	Roman REVA	UKR

Timing and Results provided by  TISSOT






Results

As of TUE 12 JUL 2022

Rank	Bib	Name	Country Code	Points
1	1024	Edgar Xavier MARVELO	INA	9.533
2	1032	Hasung LEE	KOR	9.503
3	1051	Roman REVA	UKR	9.253
4	1052	Alex NI	USA	9.013
DNS	1036	Dante GAMBOA	MEX	
DNS	1040	Jesse ADALIA	SGP	

Legend:
DNS Did not Started

Timing and Results provided by  **TISSOT**





Wushu

Men's Taolu Daoshu & Gunshu






Entry List by Event

As of MON 11 JUL 2022

Country	Bib Number	Name	Date of Birth
CHN - People's Republic of China	1012	Zhaohua WU	2 SEP 1998
EGY - Egypt	1014	Amr Kasem KASEM	9 JUL 1997
FRA - France	1016	Loan DROUARD	25 JAN 2002
ITA - Italy	1029	Giordano DOMENICO	26 OCT 1991
SGP - Singapore	1042	Jowen Si Wei LIM	6 JAN 1999
TPE - Chinese Taipei	1048	Chen-Ming WANG	5 JUN 1995

Timing and Results provided by  TISSOT






Medallists

As of TUE 12 JUL 2022

Medal	Name	Country
GOLD	Zhaohua WU	CHN - People's Republic of China
SILVER	Jowen Si Wei LIM	SGP - Singapore
BRONZE	Loan DROUARD	FRA - France

Timing and Results provided by  **TISSOT**






Start List

As of MON 11 JUL 2022

Start Order	Bib	Name	Country Code
1	1048	Chen-Ming WANG	TPE
2	1016	Loan DROUARD	FRA
3	1012	Zhaohua WU	CHN
4	1029	Giordano DOMENICO	ITA
5	1042	Jowen Si Wei LIM	SGP
6	1014	Amr Kasem KASEM	EGY

Timing and Results provided by  TISSOT






Results

As of WED 13 JUL 2022

Rank	Bib	Name	Country Code	Gunshu	Total Score
1	1012	Zhaohua WU	CHN	9.627	9.627
2	1042	Jowen Si Wei LIM	SGP	9.520	9.520
3	1014	Amr Kasem KASEM	EGY	9.457	9.457
4	1016	Loan DROUARD	FRA	9.313	9.313
5	1048	Chen-Ming WANG	TPE	9.133	9.133
6	1029	Giordano DOMENICO	ITA	9.107	9.107

Timing and Results provided by  TISSOT






Start List

As of MON 11 JUL 2022

Start Order	Bib	Name	Country Code
1	1016	Loan DROUARD	FRA
2	1048	Chen-Ming WANG	TPE
3	1014	Amr Kasem KASEM	EGY
4	1029	Giordano DOMENICO	ITA
5	1042	Jowen Si Wei LIM	SGP
6	1012	Zhaohua WU	CHN

Timing and Results provided by  TISSOT






Results

As of WED 13 JUL 2022

Rank	Bib	Name	Country Code	Gunshu	Daoshu	Total Score
1	1012	Zhaohua WU	CHN	9.627	9.657	19.284
2	1042	Jowen Si Wei LIM	SGP	9.520	9.564	19.084
3	1016	Loan DROUARD	FRA	9.313	9.500	18.813
4	1014	Amr Kasem KASEM	EGY	9.457	9.130	18.587
5	1048	Chen-Ming WANG	TPE	9.133	9.453	18.586
6	1029	Giordano DOMENICO	ITA	9.107	9.340	18.447

Timing and Results provided by  TISSOT



BIRMINGHAM

Greater Birmingham Convention & Visitors Bureau



REGIONS



Protective



BlueCross BlueShield of Alabama





Wushu

Men's Taolu Jianshu & Qiangshu






Entry List by Event

As of MON 11 JUL 2022

Country	Bib Number	Name	Date of Birth
CAN - Canada	1006	Jason CHEN-LEUNG	25 AUG 1996
FRA - France	1015	Benoit DENOLLE	20 NOV 1991
GBR - Great Britain	1018	Mak SAMUEL	13 MAR 1993
ITA - Italy	1030	Barbarisi ALFONSO	
SUI - Switzerland	1044	Benjamin MULLER	10 JUL 2000
USA - United States of America	1053	Brian WANG	1 JUL 1988

Timing and Results provided by  TISSOT






Medallists

As of WED 13 JUL 2022

Medal	Name	Country
GOLD	Brian WANG	USA - United States of America
SILVER	Barbarisi ALFONSO	ITA - Italy
BRONZE	Jason CHEN-LEUNG	CAN - Canada

Timing and Results provided by  **TISSOT**






Start List

As of MON 11 JUL 2022

Start Order	Bib	Name	Country Code
1	1015	Benoit DENOLLE	FRA
2	1006	Jason CHEN-LEUNG	CAN
3	1018	Mak SAMUEL	GBR
4	1053	Brian WANG	USA
5	1044	Benjamin MULLER	SUI
6	1030	Barbarisi ALFONSO	ITA

Timing and Results provided by  **TISSOT**






Results

As of WED 13 JUL 2022

Rank	Bib	Name	Country Code	Jianshu	Total Score
1	1053	Brian WANG	USA	9.523	9.523
2	1030	Barbarisi ALFONSO	ITA	9.467	9.467
3	1006	Jason CHEN-LEUNG	CAN	9.430	9.430
4	1018	Mak SAMUEL	GBR	9.240	9.240
5	1015	Benoit DENOLLE	FRA	8.933	8.933
6	1044	Benjamin MULLER	SUI	8.390	8.390

Timing and Results provided by  TISSOT






Start List

As of MON 11 JUL 2022

Start Order	Bib	Name	Country Code
1	1006	Jason CHEN-LEUNG	CAN
2	1030	Barbarisi ALFONSO	ITA
3	1015	Benoit DENOLLE	FRA
4	1044	Benjamin MULLER	SUI
5	1018	Mak SAMUEL	GBR
6	1053	Brian WANG	USA

Timing and Results provided by  TISSOT






Results

As of WED 13 JUL 2022

Rank	Bib	Name	Country Code	Jianshu	Qiangshu	Total Score
1	1053	Brian WANG	USA	9.523	9.503	19.026
2	1030	Barbarisi ALFONSO	ITA	9.467	9.463	18.930
3	1006	Jason CHEN-LEUNG	CAN	9.430	9.300	18.730
4	1018	Mak SAMUEL	GBR	9.240	9.443	18.683
5	1015	Benoit DENOLLE	FRA	8.933	8.827	17.760
6	1044	Benjamin MULLER	SUI	8.390	8.693	17.083

Timing and Results provided by  TISSOT





Wushu

Men's Taolu Nanquan & Nangun






Entry List by Event

As of MON 11 JUL 2022

Country	Bib Number	Name	Date of Birth
CHN - People's Republic of China	1011	Zhongxin LIU	20 FEB 1994
HKG - Hong Kong, China	1020	Lok Man NGAN	28 FEB 2001
INA - Indonesia	1023	Harris HORATIUS	11 OCT 1995
NEP - Nepal	1038	Hamal DEEPAK	1 OCT 1992
SEN - Senegal	1039	Ousmanne GUEYE	10 NOV 1998
TPE - Chinese Taipei	1046	Po-Wei LAI	29 JAN 1994
VIE - Vietnam	1059	Quoc Khanh PHAM	2 SEP 1990

Timing and Results provided by  TISSOT






Medallists

As of TUE 12 JUL 2022

Medal	Name	Country
GOLD	Zhongxin LIU	CHN - People's Republic of China
SILVER	Harris HORATIUS	INA - Indonesia
BRONZE	Po-Wei LAI	TPE - Chinese Taipei

Timing and Results provided by  TISSOT






Start List

As of MON 11 JUL 2022

Start Order	Bib	Name	Country Code
1	1023	Harris HORATIUS	INA
2	1039	Ousmanne GUEYE	SEN
3	1011	Zhongxin LIU	CHN
4	1046	Po-Wei LAI	TPE
5	1020	Lok Man NGAN	HKG
6	1038	Hamal DEEPAK	NEP
7	1059	Quoc Khanh PHAM	VIE

Timing and Results provided by  **TISSOT**






Results

As of WED 13 JUL 2022

Rank	Bib	Name	Country Code	Nangun	Total Score
1	1011	Zhongxin LIU	CHN	9.567	9.567
2	1023	Harris HORATIUS	INA	9.510	9.510
3	1046	Po-Wei LAI	TPE	9.503	9.503
4	1059	Quoc Khanh PHAM	VIE	9.477	9.477
5	1020	Lok Man NGAN	HKG	8.717	8.717
6	1039	Ousmanne GUEYE	SEN	7.637	7.637
DNS	1038	Hamal DEEPAK	NEP	DNS	

Legend:
DNS Did not Started

Timing and Results provided by  TISSOT






Start List

As of MON 11 JUL 2022

Start Order	Bib	Name	Country Code
1	1038	Hamal DEEPAK	NEP
2	1046	Po-Wei LAI	TPE
3	1011	Zhongxin LIU	CHN
4	1023	Harris HORATIUS	INA
5	1059	Quoc Khanh PHAM	VIE
6	1039	Ousmanne GUEYE	SEN
7	1020	Lok Man NGAN	HKG

Timing and Results provided by  TISSOT






Results

As of WED 13 JUL 2022

Rank	Bib	Name	Country Code	Nangun	Nanquan	Total Score
1	1011	Zhongxin LIU	CHN	9.567	9.567	19.134
2	1023	Harris HORATIUS	INA	9.510	9.520	19.030
3	1046	Po-Wei LAI	TPE	9.503	9.513	19.016
4	1059	Quoc Khanh PHAM	VIE	9.477	9.470	18.947
5	1020	Lok Man NGAN	HKG	8.717	8.720	17.437
6	1039	Ousmanne GUEYE	SEN	7.637	7.837	15.474
DNS	1038	Hamal DEEPAK	NEP	DNS	DNS	

Legend:
DNS Did not Started

Timing and Results provided by  TISSOT





Wushu

Men's Taolu Taijiquan & Taijijian






Entry List by Event

As of MON 11 JUL 2022

Country	Bib Number	Name	Date of Birth
BRU - Brunei Darussalam	1004	Zheng Yu HOSEA WONG	16 MAY 2003
CAN - Canada	1007	Murray CHEUNG	29 JUL 1988
HKG - Hong Kong, China	1021	Chung Hei YEUNG	12 JUN 1997
IND - India	1027	Brahmna SANMA	27 MAR 1998
KOR - Republic of Korea	1034	Wonhee YU	15 MAY 1993
THA - Thailand	1045	Jo SAELEE	7 NOV 1998

Timing and Results provided by  TISSOT






Medallists

As of WED 13 JUL 2022

Medal	Name	Country
GOLD	Wonhee YU	KOR - Republic of Korea
SILVER	Zheng Yu HOSEA WONG	BRU - Brunei Darussalam
BRONZE	Chung Hei YEUNG	HKG - Hong Kong, China

Timing and Results provided by  TISSOT






Start List

As of MON 11 JUL 2022

Start Order	Bib	Name	Country Code
1	1007	Murray CHEUNG	CAN
2	1027	Brahmna SANMA	IND
3	1021	Chung Hei YEUNG	HKG
4	1004	Zheng Yu HOSEA WONG	BRU
5	1034	Wonhee YU	KOR
6	1045	Jo SAELEE	THA

Timing and Results provided by  TISSOT






Results

As of WED 13 JUL 2022

Rank	Bib	Name	Country Code	Taijiquan	Taijijian	Total Score
1	1004	Zheng Yu HOSEA WONG	BRU	9.487		9.487
2	1034	Wonhee YU	KOR	9.427		9.427
3	1021	Chung Hei YEUNG	HKG	9.253		9.253
4	1027	Brahmna SANMA	IND	9.133		9.133
5	1007	Murray CHEUNG	CAN	9.023		9.023
DNS	1045	Jo SAELEE	THA	DNS		

Legend:
DNS Did not Started

Timing and Results provided by  TISSOT






Start List

As of MON 11 JUL 2022

Start Order	Bib	Name	Country Code
1	1007	Murray CHEUNG	CAN
2	1034	Wonhee YU	KOR
3	1027	Brahmna SANMA	IND
4	1045	Jo SAELEE	THA
5	1021	Chung Hei YEUNG	HKG
6	1004	Zheng Yu HOSEA WONG	BRU

Timing and Results provided by  TISSOT






Results

As of WED 13 JUL 2022

Rank	Bib	Name	Country Code	Taijiquan	Taijijian	Total Score
1	1034	Wonhee YU	KOR	9.427	9.553	18.980
2	1004	Zheng Yu HOSEA WONG	BRU	9.487	9.437	18.924
3	1021	Chung Hei YEUNG	HKG	9.253	9.650	18.903
4	1027	Brahmna SANMA	IND	9.133	9.047	18.180
5	1007	Murray CHEUNG	CAN	9.023	8.917	17.940
DNS	1045	Jo SAELEE	THA	DNS	DNS	

Legend:
DNS Did not Started

Timing and Results provided by  TISSOT





Wushu

Women's Taolu Changquan






Entry List by Event

As of MON 11 JUL 2022

Country	Bib Number	Name	Date of Birth
ARG - Argentina	1001	Melina Fiorela AREVALO	23 MAR 2001
BRA - Brazil	1002	Michele SANTOS	8 AUG 1991
CAN - Canada	1008	Lissy LIU	4 DEC 2002
CHN - People's Republic of China	1010	Xiaoxiao LAI	3 DEC 1993
FRA - France	1017	Juliette VAUCHEZ	12 DEC 1997
INA - Indonesia	1025	Nandhira MAURISKHA	4 JAN 1999

Timing and Results provided by  TISSOT






Medallists

As of WED 13 JUL 2022

Medal	Name	Country
GOLD	Xiaoxiao LAI	CHN - People's Republic of China
SILVER	Nandhira MAURISKHA	INA - Indonesia
BRONZE	Michele SANTOS	BRA - Brazil

Timing and Results provided by  TISSOT






Start List

As of MON 11 JUL 2022

Start Order	Bib	Name	Country Code
1	1002	Michele SANTOS	BRA
2	1001	Melina Fiorela AREVALO	ARG
3	1025	Nandhira MAURISKHA	INA
4	1017	Juliette VAUCHEZ	FRA
5	1010	Xiaoxiao LAI	CHN
6	1008	Lissy LIU	CAN

Timing and Results provided by  TISSOT






Results

As of WED 13 JUL 2022

Rank	Bib	Name	Country Code	Points
1	1010	Xiaoxiao LAI	CHN	9.587
2	1025	Nandhira MAURISKHA	INA	9.483
3	1002	Michele SANTOS	BRA	9.387
4	1008	Lissy LIU	CAN	9.237
5	1017	Juliette VAUCHEZ	FRA	9.163
6	1001	Melina Fiorela AREVALO	ARG	8.900

Timing and Results provided by  TISSOT



BIRMINGHAM

Greater Birmingham Convention & Visitors Bureau



REGIONS



Protective



BlueCross BlueShield of Alabama



Wushu

Women's Taolu Daoshu & Gunshu






Entry List by Event

As of MON 11 JUL 2022

Country	Bib Number	Name	Date of Birth
CHI - Chile	1009	Camila CID URTUBIA	31 MAR 1998
HKG - Hong Kong, China	1022	Michelle YEUNG	7 FEB 2003
MEX - Mexico	1035	Alexa CRUZ	7 MAY 2000
UKR - Ukraine	1049	Alina KRYSKO	15 JUN 2005
USA - United States of America	1055	Mia TIAN	11 OCT 2002
VIE - Vietnam	1058	Thi Phuong Giang HOANG	3 MAR 1992

Timing and Results provided by  TISSOT






Medallists

As of WED 13 JUL 2022

Medal	Name	Country
GOLD	Mia TIAN	USA - United States of America
SILVER	Alina KRYSKO	UKR - Ukraine
BRONZE	Michelle YEUNG	HKG - Hong Kong, China

Timing and Results provided by  **TISSOT**






Start List

As of MON 11 JUL 2022

Start Order	Bib	Name	Country Code
1	1055	Mia TIAN	USA
2	1049	Alina KRYSKO	UKR
3	1035	Alexa CRUZ	MEX
4	1009	Camila CID URTUBIA	CHI
5	1022	Michelle YEUNG	HKG
6	1058	Thi Phuong Giang HOANG	VIE

Timing and Results provided by  TISSOT






Results

As of WED 13 JUL 2022

Rank	Bib	Name	Country Code	Gunshu	Total Score
1	1049	Alina KRYSKO	UKR	9.373	9.373
2	1055	Mia TIAN	USA	9.303	9.303
3	1022	Michelle YEUNG	HKG	9.220	9.220
4	1035	Alexa CRUZ	MEX	8.997	8.997
5	1009	Camila CID URTUBIA	CHI	8.707	8.707
DNS	1058	Thi Phuong Giang HOANG	VIE	DNS	

Legend:
DNS Did not Started

Timing and Results provided by  TISSOT






Start List

As of MON 11 JUL 2022

Start Order	Bib	Name	Country Code
1	1055	Mia TIAN	USA
2	1009	Camila CID URTUBIA	CHI
3	1049	Alina KRYSKO	UKR
4	1058	Thi Phuong Giang HOANG	VIE
5	1035	Alexa CRUZ	MEX
6	1022	Michelle YEUNG	HKG

Timing and Results provided by  TISSOT



BIRMINGHAM

Greater Birmingham Convention & Visitors Bureau



REGIONS



Protective



BlueCross BlueShield of Alabama






Results

As of WED 13 JUL 2022

Rank	Bib	Name	Country Code	Gunshu	Daoshu	Total Score
1	1055	Mia TIAN	USA	9.303	9.487	18.790
2	1049	Alina KRYSKO	UKR	9.373	9.293	18.666
3	1022	Michelle YEUNG	HKG	9.220	9.360	18.580
4	1035	Alexa CRUZ	MEX	8.997	9.270	18.267
5	1009	Camila CID URTUBIA	CHI	8.707	8.050	16.757
DNS	1058	Thi Phuong Giang HOANG	VIE	DNS	DNS	

Legend:
DNS Did not Started

Timing and Results provided by  TISSOT



Wushu

Women's Taolu Jianshu &
Qiangshu






Entry List by Event

As of MON 11 JUL 2022

Country	Bib Number	Name	Date of Birth
CAN - Canada	1005	Winnie CAI	1 JAN 2001
ISR - Israel	1028	Anastasia CHIRILIUC	8 DEC 1994
KOR - Republic of Korea	1033	Heeju SEO	18 NOV 1993
SGP - Singapore	1041	Isabel Xin Ting CHUA	27 JAN 2003
UKR - Ukraine	1050	Yana POLTORATSKA	12 SEP 2002
VIE - Vietnam	1057	Thuy Vi DUONG	11 MAY 1993

Timing and Results provided by  TISSOT






Medallists

As of TUE 12 JUL 2022

Medal	Name	Country
GOLD	Thuy Vi DUONG	VIE - Vietnam
SILVER	Winnie CAI	CAN - Canada
BRONZE	Heeju SEO	KOR - Republic of Korea

324B +1B difficulty points not initially confirmed for Winnie Cai (CAN) in Women's Qiangshu. Canada appealed. Jury of Appeal approved the appeal and confirmed the points.

Timing and Results provided by  TISSOT






Start List

As of MON 11 JUL 2022

Start Order	Bib	Name	Country Code
1	1050	Yana POLTORATSKA	UKR
2	1033	Heeju SEO	KOR
3	1028	Anastasia CHIRILIUC	ISR
4	1005	Winnie CAI	CAN
5	1041	Isabel Xin Ting CHUA	SGP
6	1057	Thuy Vi DUONG	VIE

Timing and Results provided by  TISSOT






Results

As of TUE 12 JUL 2022

Rank	Bib	Name	Country Code	Jianshu	Qiangshu	Total Score
1	1057	Thuy Vi DUONG	VIE	9.513		9.513
2	1033	Heeju SEO	KOR	9.320		9.320
3	1005	Winnie CAI	CAN	9.190		9.190
4	1050	Yana POLTORATSKA	UKR	9.060		9.060
5	1028	Anastasia CHIRILIUC	ISR	8.423		8.423
DNS	1041	Isabel Xin Ting CHUA	SGP	DNS		

Legend:
DNS Did not Started

Timing and Results provided by  TISSOT






Start List

As of MON 11 JUL 2022

Start Order	Bib	Name	Country Code
1	1028	Anastasia CHIRILIUC	ISR
2	1050	Yana POLTORATSKA	UKR
3	1033	Heeju SEO	KOR
4	1005	Winnie CAI	CAN
5	1041	Isabel Xin Ting CHUA	SGP
6	1057	Thuy Vi DUONG	VIE

Timing and Results provided by  TISSOT






Results

As of TUE 12 JUL 2022

Rank	Bib	Name	Country Code	Jianshu	Qiangshu	Total Score
1	1057	Thuy Vi DUONG	VIE	9.513	9.527	19.040
2	1005	Winnie CAI	CAN	9.190	9.150	18.340
3	1033	Heeju SEO	KOR	9.320	9.000	18.320
4	1050	Yana POLTORATSKA	UKR	9.060	9.120	18.180
5	1028	Anastasia CHIRILIUC	ISR	8.423	8.730	17.153
DNS	1041	Isabel Xin Ting CHUA	SGP	DNS	DNS	

Legend:
DNS Did not Started

324B +1B difficulty points not initially confirmed for Winnie Cai (CAN) in Women's Qiangshu. Canada appealed. Jury of Appeal approved the appeal and confirmed the points.

Timing and Results provided by  TISSOT





Wushu

Women's Taolu Nanquan &
Nandao






Entry List by Event

As of MON 11 JUL 2022

Country	Bib Number	Name	Date of Birth
CHN - People's Republic of China	1013	Yaling ZHANG	1 MAR 2000
HKG - Hong Kong, China	1019	Wing Yung LEE	22 DEC 2000
NEP - Nepal	1037	Nima GHARTI MAGAR	17 DEC 1999
UZB - Uzbekistan	1059	Darya LATISHEVA	22 MAR 2000

Timing and Results provided by  TISSOT



BIRMINGHAM

Greater Birmingham Convention & Visitors Bureau



REGIONS



Protective



BlueCross BlueShield of Alabama






Medallists

As of WED 13 JUL 2022

Medal	Name	Country
GOLD	Yaling ZHANG	CHN - People's Republic of China
SILVER	Darya LATISHEVA	UZB - Uzbekistan
BRONZE	Wing Yung LEE	HKG - Hong Kong, China

Timing and Results provided by  TISSOT






Start List

As of MON 11 JUL 2022

Start Order	Bib	Name	Country Code
1	1019	Wing Yung LEE	HKG
2	1013	Yaling ZHANG	CHN
3	1059	Darya LATISHEVA	UZB
4	1037	Nima GHARTI MAGAR	NEP

Timing and Results provided by  TISSOT






Results

As of WED 13 JUL 2022

Rank	Bib	Name	Country Code	Nandao	Total Score
1	1013	Yaling ZHANG	CHN	9.570	9.570
2	1056	Darya LATISHEVA	UZB	9.293	9.293
3	1019	Wing Yung LEE	HKG	8.977	8.977
DNS	1037	Nima GHARTI MAGAR	NEP	DNS	

Legend:
DNS Did not Started

Timing and Results provided by  TISSOT






Start List

As of MON 11 JUL 2022

Start Order	Bib	Name	Country Code
1	1059	Darya LATISHEVA	UZB
2	1013	Yaling ZHANG	CHN
3	1019	Wing Yung LEE	HKG
4	1037	Nima GHARTI MAGAR	NEP

Timing and Results provided by  TISSOT






Results

As of WED 13 JUL 2022

Rank	Bib	Name	Country Code	Nandao	Nanquan	Total Score
1	1013	Yaling ZHANG	CHN	9.570	9.583	19.153
2	1056	Darya LATISHEVA	UZB	9.293	9.423	18.716
3	1019	Wing Yung LEE	HKG	8.977	9.117	18.094
DNS	1037	Nima GHARTI MAGAR	NEP	DNS	DNS	

Legend:
DNS Did not Started

Timing and Results provided by  TISSOT





Wushu

Women's Taolu Taijiquan &
Taijijian






Entry List by Event

As of MON 11 JUL 2022

Country	Bib Number	Name	Date of Birth
BRU - Brunei Darussalam	1003	Lachkar BASMA	25 MAR 2003
INA - Indonesia	1026	Alisya MELLYNAR	25 OCT 2001
KOR - Republic of Korea	1031	Yujeong CHOI	6 MAR 1998
SGP - Singapore	1043	Vera Yan Ning TAN	16 MAR 1998
TPE - Chinese Taipei	1047	Pei-Hsun LIU	16 SEP 1999
USA - United States of America	1054	Judy LIU	3 SEP 2004

Timing and Results provided by  TISSOT






Medallists

As of TUE 12 JUL 2022

Medal	Name	Country
GOLD	Lachkar BASMA	BRU - Brunei Darussalam
SILVER	Pei-Hsun LIU	TPE - Chinese Taipei
BRONZE	Vera Yan Ning TAN	SGP - Singapore

Timing and Results provided by  TISSOT






Start List

As of MON 11 JUL 2022

Start Order	Bib	Name	Country Code
1	1026	Alisya MELLYNAR	INA
2	1031	Yujeong CHOI	KOR
3	1047	Pei-Hsun LIU	TPE
4	1054	Judy LIU	USA
5	1003	Lachkar BASMA	BRU
6	1043	Vera Yan Ning TAN	SGP

Timing and Results provided by  TISSOT






Results

As of TUE 12 JUL 2022

Rank	Bib	Name	Country Code	Taijiquan	Taijijian	Total Score
1	1003	Lachkar BASMA	BRU	9.517		9.517
2	1047	Pei-Hsun LIU	TPE	9.500		9.500
3	1043	Vera Yan Ning TAN	SGP	9.477		9.477
4	1031	Yujeong CHOI	KOR	9.373		9.373
5	1026	Alisya MELLYNAR	INA	9.260		9.260
DNS	1054	Judy LIU	USA	DNS		

Legend:
DNS Did not Started

Timing and Results provided by  TISSOT






Start List

As of MON 11 JUL 2022

Start Order	Bib	Name	Country Code
1	1026	Alisya MELLYNAR	INA
2	1047	Pei-Hsun LIU	TPE
3	1003	Lachkar BASMA	BRU
4	1043	Vera Yan Ning TAN	SGP
5	1054	Judy LIU	USA
6	1031	Yujeong CHOI	KOR

Timing and Results provided by 






Results

As of TUE 12 JUL 2022

Rank	Bib	Name	Country Code	Taijiquan	Taijijian	Total Score
1	1003	Lachkar BASMA	BRU	9.517	9.523	19.040
2	1047	Pei-Hsun LIU	TPE	9.500	9.513	19.013
3	1043	Vera Yan Ning TAN	SGP	9.477	9.470	18.947
4	1031	Yujeong CHOI	KOR	9.373	9.403	18.776
5	1026	Alisya MELLYNAR	INA	9.260	9.343	18.603
DNS	1054	Judy LIU	USA	DNS	DNS	

Legend:
DNS Did not Started

Timing and Results provided by  TISSOT

WUSWTAJI-----FNL-000200--_C73 1.0

Report Created TUE 12 JUL 2022 20:19

Page 1 / 1

