


Race Analysis

After: Finish

Rk	Start No	Name	Time	Point 1 Point 11	Point 2 Point 12	Point 3 Point 13	Point 4 Point 14	Point 5 Point 15	Point 6 Point 16	Point 7 Point 17	Point 8 Point 18	Point 9 Point 19	Point 10
1	134	Simona AEBERSOLD SUI	35:12	2:17 18:08	2:57 19:45	5:39 21:18	6:46 24:25	7:41 25:35	8:19 28:33	9:45 31:49	10:56 32:44	11:37 33:55	14:31
2	133	Sofia OHLSSON SWE	35:57 +45	2:17 18:06	2:57 19:37	5:38 21:15	6:36 25:07	7:30 26:19	8:09 29:22	9:45 32:40	10:57 33:34	11:37 34:46	14:11
3	123	Ingrid LUNDANES NOR	39:14 +4:02	2:11 19:34	2:53 21:38	5:41 23:20	6:38 27:40	7:38 28:47	8:20 31:53	10:05 35:39	11:20 36:45	12:04 38:02	15:08
4	125	Victoria BJORNSTAD NOR	40:16 +5:04	2:08 20:01	2:54 21:58	5:39 23:50	6:42 28:07	7:42 29:20	8:25 32:49	10:12 36:33	11:44 37:38	12:28 39:00	15:41
5	130	Aleksandra HORNIK POL	40:51 +5:39	2:23 19:43	2:57 21:23	5:34 23:17	6:42 27:56	7:56 29:14	8:37 32:30	10:15 36:39	11:54 37:39	12:42 39:32	15:42

Timing and Results provided by  TISSOT

ORIWIDDLE-----FNL-00001--_C77A 1

Report Created SAT 16 JUL 2022 12:46


Page 1 / 6





Race Analysis

Rk	Start No	Name	Time	Point 1 Point 11	Point 2 Point 12	Point 3 Point 13	Point 4 Point 14	Point 5 Point 15	Point 6 Point 16	Point 7 Point 17	Point 8 Point 18	Point 9 Point 19	Point 10
6	126	Hanna WISNIEWSKA POL	41:19 +6:07	2:18 20:58	3:05 22:56	6:01 24:57	7:09 29:13	8:20 30:31	9:06 33:40	11:01 37:22	12:23 38:23	13:11 39:53	16:32
7	132	Elena ROOS SUI	41:27 +6:15	2:31 20:12	3:10 21:51	6:00 23:50	7:00 28:27	8:03 29:37	8:47 33:08	10:40 37:26	12:17 38:38	13:03 40:07	16:12
8	128	Susen LOSCH GER	42:17 +7:05	2:18 21:08	2:59 23:01	6:00 25:15	7:14 29:23	8:21 30:40	9:07 34:18	11:04 38:11	12:30 39:25	13:24 40:53	16:39
9	129	Tereza JANOSIKOVA CZE	43:20 +8:08	2:16 23:40	2:58 25:27	5:54 27:18	6:54 31:12	7:54 32:22	8:37 35:40	10:29 39:28	12:11 40:35	12:56 42:01	19:25
10	127	Sandra GROSBERGA LAT	43:22 +8:10	2:10 21:57	2:54 23:44	7:12 25:40	8:11 30:36	9:10 31:54	9:53 35:25	11:35 39:20	12:57 40:33	13:45 41:54	16:52
11	120	Ida AGERVIG KRISTIANSSON DEN	44:24 +9:12	2:29 21:11	3:12 23:35	6:23 25:33	7:26 30:49	8:27 32:33	9:08 36:05	10:48 40:10	12:06 41:31	12:53 43:02	15:53


Timing and Results provided by  TISSOT





Race Analysis

Rk	Start No	Name	Time	Point 1 Point 11	Point 2 Point 12	Point 3 Point 13	Point 4 Point 14	Point 5 Point 15	Point 6 Point 16	Point 7 Point 17	Point 8 Point 18	Point 9 Point 19	Point 10
12	118	Cecilie ANDERSEN GBR	45:44 +10:32	2:24 22:41	3:19 24:33	6:42 26:50	7:48 32:26	8:53 33:51	9:37 37:28	11:43 41:33	13:12 42:50	14:02 44:19	17:30
13	124	Laura RAMSTEIN AUT	46:34 +11:22	2:52 22:26	3:37 24:22	6:52 26:33	8:02 31:32	9:12 32:57	9:58 36:36	11:50 41:56	13:33 43:20	14:23 45:00	17:31
14	119	Birte FRIEDRICHS GER	47:19 +12:07	2:33 23:39	3:21 26:00	6:38 28:12	7:52 33:06	9:07 34:29	10:01 38:29	12:10 43:11	13:53 44:23	14:50 45:59	18:08
15	105	Sigrid RUUL EST	47:22 +12:10	2:43 22:55	3:28 25:05	6:52 27:12	8:13 33:14	9:23 34:48	10:16 38:34	12:27 43:16	13:53 44:29	14:44 45:56	18:15
16	117	Kateryna DZEMA UKR	47:37 +12:25	2:09 25:56	2:49 27:50	7:50 29:51	8:56 34:29	9:55 35:52	10:39 39:23	12:14 43:26	13:35 44:54	14:21 46:22	21:05
17	121	Zsofia SARKOZY HUN	48:04 +12:52	2:37 23:30	3:20 25:42	6:26 27:53	7:42 32:58	8:54 34:23	9:44 38:34	11:51 43:24	13:36 44:47	14:34 46:22	18:08

Timing and Results provided by  TISSOT





Race Analysis

Rk	Start No	Name	Time	Point 1 Point 11	Point 2 Point 12	Point 3 Point 13	Point 4 Point 14	Point 5 Point 15	Point 6 Point 16	Point 7 Point 17	Point 8 Point 18	Point 9 Point 19	Point 10
18	101	Hannula-Katrin PANDIS EST	48:24 +13:12	2:26 26:28	3:13 28:45	7:12 30:43	8:26 34:43	9:47 36:28	10:36 39:51	12:40 44:02	14:22 45:22	15:14 46:52	21:19
19	109	Emma WADDINGTON CAN	49:17 +14:05	2:21 24:57	3:21 27:21	7:20 29:28	8:33 34:47	9:35 36:07	10:18 40:03	13:11 45:13	14:39 46:28	15:28 47:52	19:14
20	114	Aislinn PRENDERGAST AUS	49:59 +14:47	3:02 24:42	3:58 26:47	7:41 28:57	9:02 34:36	10:14 36:09	11:02 40:10	13:03 44:57	14:59 46:22	15:50 48:20	19:41
21	108	Eef van DONGEN NED	50:55 +15:43	2:28 29:16	3:20 31:26	7:16 33:34	8:29 37:56	9:38 39:14	10:27 42:19	12:12 45:47	13:33 47:00	14:22 49:34	24:28
22	107	Olena BABYCH UKR	51:11 +15:59	2:57 27:25	3:47 30:08	9:13 32:31	11:07 37:25	12:19 39:01	13:03 42:47	14:52 47:09	16:37 48:28	17:34 49:58	21:48
23	104	Alison CROCKER USA	52:00 +16:48	2:30 28:13	3:11 30:22	8:00 32:39	9:10 37:21	10:12 38:56	10:57 42:55	13:00 47:29	14:34 48:51	15:26 50:32	23:10

Timing and Results provided by 





Race Analysis

Rk	Start No	Name	Time	Point 1 Point 11	Point 2 Point 12	Point 3 Point 13	Point 4 Point 14	Point 5 Point 15	Point 6 Point 16	Point 7 Point 17	Point 8 Point 18	Point 9 Point 19	Point 10
24	115	Kaste RUTKAUSKAITE LTU	54:09 +18:57	2:32 25:11	3:19 27:23	6:51 29:32	8:05 35:34	9:12 37:02	9:58 41:08	12:01 49:22	13:51 50:45	14:42 52:34	18:20
25	110	Maisa FRANCO SZCZYPIOR BRA	58:35 +23:23	2:33 29:49	3:27 34:17	7:19 36:42	10:17 42:26	12:07 44:08	13:01 48:21	15:46 53:48	17:42 55:19	18:41 57:03	23:06
26	112	Elaine LENZ BRA	1:00:23 +25:11	3:53 31:13	4:57 33:35	10:17 36:00	12:16 42:01	13:58 43:53	14:56 48:48	17:18 55:27	19:22 57:01	20:21 58:52	24:45
27	111	Alison CAMPBELL USA	1:02:32 +27:20	3:11 33:08	4:12 35:40	11:51 38:07	14:48 43:55	16:06 45:48	17:04 50:44	19:23 57:25	21:25 59:00	22:28 1:00:54	26:41
28	113	Cho Yu LAM HKG	1:03:26 +28:14	3:10 35:55	4:09 38:27	8:33 41:02	10:21 46:17	11:51 47:58	12:44 52:08	14:59 57:45	17:04 59:25	18:01 1:01:49	22:03
29	106	Ka Ki LEUNG HKG	1:08:16 +33:04	3:34 35:30	4:41 39:15	11:18 42:18	13:02 48:09	14:26 50:02	15:30 54:15	19:30 1:02:26	21:46 1:04:29	22:51 1:06:33	27:57

Timing and Results provided by 





Race Analysis

Rk	Start No	Name	Time	Point 1 Point 11	Point 2 Point 12	Point 3 Point 13	Point 4 Point 14	Point 5 Point 15	Point 6 Point 16	Point 7 Point 17	Point 8 Point 18	Point 9 Point 19	Point 10
	103	Milla KEY AUS	DNF	4:10	5:01	10:44	12:18	13:33	14:29	16:52	20:56	21:52	29:52
	102	Salma ABO KHABER EGY	DNF	6:25	7:33	23:32	26:14	28:52	30:28	35:43	39:11	40:10	44:55
	131	Denisa KOSOVA CZE	DSQ										
	116	Yivi KASTNER AUT	DNS										
	122	Caroline GJOTTERUP DEN	DNS										

NOTES
Intermediate (lap) times are information recorded from transponders. Final time used for ranking at the end of the race is determined with photo-finish for all riders.

LEGEND
DNF Did Not Finish **DNS** Did Not Start **DSQ** Disqualified **PTP** Point-To-Point

Timing and Results provided by 