

RESULTS BOOK



Canoe Polo





	Canoe Polo	1
1	Table of Contents	2
2	Competition Schedule	7
3	Medallists by Event	8
4	Medal Standings	10
5	Men's	11
5.1	Team Roster	12
5.1.1	Team Roster - ESP	12
5.1.2	Team Roster - FRA	13
5.1.3	Team Roster - GER	14
5.1.4	Team Roster - ITA	15
5.1.5	Team Roster - NED	16
5.1.6	Team Roster - NZL	17
5.1.7	Team Roster - TPE	18
5.1.8	Team Roster - USA	19
5.2	Tournament Summary	20
5.3	Medallists (Team)	22
5.4	Finals	23
5.4.1	7th Place Game #M19	23
5.4.1.1	Start List NZL - USA	23
5.4.1.2	Results NZL - USA	24
5.4.2	5th Place Game #M20	25
5.4.2.1	Start List TPE - NED	25
5.4.2.2	Results TPE - NED	26
5.4.3	Bronze Medal Game #M23	27
5.4.3.1	Start List ESP - ITA	27
5.4.3.2	Results ESP - ITA	28
5.4.4	Gold Medal Game #M24	29
5.4.4.1	Start List FRA - GER	29
5.4.4.2	Results FRA - GER	30
5.5	Semifinals	31
5.5.1	Game #M21	31
5.5.1.1	Start List FRA - ESP	31
5.5.1.2	Results FRA - ESP	32
5.5.2	Game #M22	33
5.5.2.1	Start List ITA - GER	33
5.5.2.2	Results ITA - GER	34

5.6	Consolation Semifinals 5-8	35
5.6.1	Game #M17	35
5.6.1.1	Start List TPE - NZL	35
5.6.1.2	Results TPE - NZL	36
5.6.2	Game #M18	37
5.6.2.1	Start List USA - NED	37
5.6.2.2	Results USA - NED	38
5.7	Quarterfinals	39
5.7.1	Game #M13	39
5.7.1.1	Start List FRA - TPE	39
5.7.1.2	Results FRA - TPE	40
5.7.2	Game #M14	41
5.7.2.1	Start List ITA - USA	41
5.7.2.2	Results ITA - USA	42
5.7.3	Game #M15	43
5.7.3.1	Start List GER - NED	43
5.7.3.2	Results GER - NED	44
5.7.4	Game #M16	45
5.7.4.1	Start List ESP - NZL	45
5.7.4.2	Results ESP - NZL	46
5.8	Preliminary Round - Group B	47
5.8.1	Game #M03	47
5.8.1.1	Start List ITA - NED	47
5.8.1.2	Results ITA - NED	48
5.8.2	Game #M04	49
5.8.2.1	Start List ESP - TPE	49
5.8.2.2	Results ESP - TPE	50
5.8.3	Game #M07	51
5.8.3.1	Start List ITA - ESP	51
5.8.3.2	Results ITA - ESP	52
5.8.4	Game #M08	53
5.8.4.1	Start List NED - TPE	53
5.8.4.2	Results NED - TPE	54
5.8.5	Game #M11	55
5.8.5.1	Start List ITA - TPE	55
5.8.5.2	Results ITA - TPE	56
5.8.6	Game #M12	57
5.8.6.1	Start List NED - ESP	57
5.8.6.2	Results NED - ESP	58
5.9	Preliminary Round - Group A	59
5.9.1	Game #M01	59
5.9.1.1	Start List GER - NZL	59
5.9.1.2	Results GER - NZL	60
5.9.2	Game #M02	61

5.9.2.1	Start List FRA - USA	61
5.9.2.2	Results FRA - USA	62
5.9.3	Game #M05	63
5.9.3.1	Start List GER - FRA	63
5.9.3.2	Results GER - FRA	64
5.9.4	Game #M06	65
5.9.4.1	Start List NZL - USA	65
5.9.4.2	Results NZL - USA	66
5.9.5	Game #M09	67
5.9.5.1	Start List GER - USA	67
5.9.5.2	Results GER - USA	68
5.9.6	Game #M10	69
5.9.6.1	Start List NZL - FRA	69
5.9.6.2	Results NZL - FRA	70
6	Women's	71
6.1	Team Roster	72
6.1.1	Team Roster - FRA	72
6.1.2	Team Roster - GBR	73
6.1.3	Team Roster - GER	74
6.1.4	Team Roster - ITA	75
6.1.5	Team Roster - NED	76
6.1.6	Team Roster - NZL	77
6.1.7	Team Roster - SGP	78
6.1.8	Team Roster - USA	79
6.2	Tournament Summary	80
6.3	Medallists (Team)	82
6.4	Finals	83
6.4.1	7th Place Game #W19	83
6.4.1.1	Start List GBR - USA	83
6.4.1.2	Results GBR - USA	84
6.4.2	5th Place Game #W20	85
6.4.2.1	Start List NED - SGP	85
6.4.2.2	Results NED - SGP	86
6.4.3	Bronze Medal Game #W23	87
6.4.3.1	Start List NZL - ITA	87
6.4.3.2	Results NZL - ITA	88
6.4.4	Gold Medal Game #W24	89
6.4.4.1	Start List FRA - GER	89
6.4.4.2	Results FRA - GER	90
6.5	Semifinals	91
6.5.1	Game #W21	91
6.5.1.1	Start List FRA - NZL	91
6.5.1.2	Results FRA - NZL	92
6.5.2	Game #W22	93

6.5.2.1	Start List ITA - GER	93
6.5.2.2	Results ITA - GER	94
6.6	Consolation Semifinals 5-8	95
6.6.1	Game #W17	95
6.6.1.1	Start List GBR - NED	95
6.6.1.2	Results GBR - NED	96
6.6.2	Game #W18	97
6.6.2.1	Start List USA - SGP	97
6.6.2.2	Results USA - SGP	98
6.7	Quarterfinals	99
6.7.1	Game #W13	99
6.7.1.1	Start List FRA - GBR	99
6.7.1.2	Results FRA - GBR	100
6.7.2	Game #W14	101
6.7.2.1	Start List ITA - USA	101
6.7.2.2	Results ITA - USA	102
6.7.3	Game #W15	103
6.7.3.1	Start List GER - SGP	103
6.7.3.2	Results GER - SGP	104
6.7.4	Game #W16	105
6.7.4.1	Start List NED - NZL	105
6.7.4.2	Results NED - NZL	106
6.8	Preliminary Round - Group B	107
6.8.1	Game #W03	107
6.8.1.1	Start List GBR - NED	107
6.8.1.2	Results GBR - NED	108
6.8.2	Game #W04	109
6.8.2.1	Start List ITA - SGP	109
6.8.2.2	Results ITA - SGP	110
6.8.3	Game #W07	111
6.8.3.1	Start List GBR - ITA	111
6.8.3.2	Results GBR - ITA	112
6.8.4	Game #W08	113
6.8.4.1	Start List NED - SGP	113
6.8.4.2	Results NED - SGP	114
6.8.5	Game #W11	115
6.8.5.1	Start List GBR - SGP	115
6.8.5.2	Results GBR - SGP	116
6.8.6	Game #W12	117
6.8.6.1	Start List NED - ITA	117
6.8.6.2	Results NED - ITA	118
6.9	Preliminary Round - Group A	119
6.9.1	Game #W01	119
6.9.1.1	Start List GER - NZL	119


6.9.1.2	Results GER - NZL	120
6.9.2	Game #W02	121
6.9.2.1	Start List FRA - USA	121
6.9.2.2	Results FRA - USA	122
6.9.3	Game #W05	123
6.9.3.1	Start List GER - FRA	123
6.9.3.2	Results GER - FRA	124
6.9.4	Game #W06	125
6.9.4.1	Start List NZL - USA	125
6.9.4.2	Results NZL - USA	126
6.9.5	Game #W09	127
6.9.5.1	Start List GER - USA	127
6.9.5.2	Results GER - USA	128
6.9.6	Game #W10	129
6.9.6.1	Start List NZL - FRA	129
6.9.6.2	Results NZL - FRA	130



Competition Schedule

As of SAT 16 JUL 2022

Date	Start Time	Teams	Gender	Game No.	Phase	
THU 14 JUL	9:00	GER - NZL	Women	1	Preliminary Round - Group A	
	9:55	FRA - USA	Women	2	Preliminary Round - Group A	
	10:50	GBR - NED	Women	3	Preliminary Round - Group B	
	11:45	ITA - SGP	Women	4	Preliminary Round - Group B	
	12:40	GER - NZL	Men	1	Preliminary Round - Group A	
	13:35	FRA - USA	Men	2	Preliminary Round - Group A	
	14:30	ITA - NED	Men	3	Preliminary Round - Group B	
	15:25	ESP - TPE	Men	4	Preliminary Round - Group B	
	16:30	GER - FRA	Women	5	Preliminary Round - Group A	
	17:25	NZL - USA	Women	6	Preliminary Round - Group A	
	18:20	GBR - ITA	Women	7	Preliminary Round - Group B	
	19:15	NED - SGP	Women	8	Preliminary Round - Group B	
	FRI 15 JUL	9:00	GER - FRA	Men	5	Preliminary Round - Group A
		9:55	NZL - USA	Men	6	Preliminary Round - Group A
		10:50	ITA - ESP	Men	7	Preliminary Round - Group B
11:45		NED - TPE	Men	8	Preliminary Round - Group B	
12:40		GER - USA	Women	9	Preliminary Round - Group A	
13:35		NZL - FRA	Women	10	Preliminary Round - Group A	
14:30		GBR - SGP	Women	11	Preliminary Round - Group B	
15:25		NED - ITA	Women	12	Preliminary Round - Group B	
16:30		GER - USA	Men	9	Preliminary Round - Group A	
17:25		NZL - FRA	Men	10	Preliminary Round - Group A	
18:20		ITA - TPE	Men	11	Preliminary Round - Group B	
19:15		NED - ESP	Men	12	Preliminary Round - Group B	
SAT 16 JUL	8:30	FRA - GBR	Women	13	Quarterfinal	
	9:25	ITA - USA	Women	14	Quarterfinal	
	10:20	GER - SGP	Women	15	Quarterfinal	
	11:15	NED - NZL	Women	16	Quarterfinal	
	12:10	FRA - TPE	Men	13	Quarterfinal	
	13:05	ITA - USA	Men	14	Quarterfinal	
	14:00	GER - NED	Men	15	Quarterfinal	
	14:55	ESP - NZL	Men	16	Quarterfinal	
	16:00	GBR - NED	Women	17	Consolation Semifinal 5-8	
	16:40	USA - SGP	Women	18	Consolation Semifinal 5-8	
	17:20	TPE - NZL	Men	17	Consolation Semifinal 5-8	
	18:00	USA - NED	Men	18	Consolation Semifinal 5-8	
	18:40	GBR - USA	Women	19	7th Place Game	
19:20	NED - SGP	Women	20	5th Place Game		
20:00	NZL - USA	Men	19	7th Place Game		
20:40	TPE - NED	Men	20	5th Place Game		
SUN 17 JUL	8:00	FRA - NZL	Women	21	Semifinal	
	8:55	ITA - GER	Women	22	Semifinal	
	9:50	FRA - ESP	Men	21	Semifinal	
	10:45	ITA - GER	Men	22	Semifinal	
	11:40	Loser 21 - Loser 22	Women	23	Bronze Medal Game	
	12:35	Loser 21 - Loser 22	Men	23	Bronze Medal Game	
	13:30	Winner 21 - Winner 22	Women	24	Gold Medal Game	
	14:25	Winner 21 - Winner 22	Men	24	Gold Medal Game	

Timing and Results provided by  TISSOT






Medallists by Event

As of SUN 17 JUL 2022

After 2 of 2 Events

Event Name	Date	Medal	Name	Country Code
MEN	SUN 17 JUL	GOLD	1 Julian Oskar PRESCHER	GER
			3 Lennart UNTERFELD	
			4 Tim RIECKE	
		SILVER	5 Jonas GAUSELMANN	
			6 Arne Linus BECKMANN	
			7 René KIRCHHOFF	
			8 Jonas VIEREN	
			9 Marco HOPPSTOCK	
			1 Alan LIGNEL	
2 Baptiste COTTA				
3 David LINET				
4 Antoine le FLOCH DECORCHEMONT				
5 Patrice BELAT				
7 Clement KINDIG				
8 Benoit RICHER				
9 Christophe BELAT				
BRONZE	1 Javier AREGO	ESP		
	2 Angel GORDO			
	3 Sergio CORBELLA			
	4 Samuel PARDAVILA			
	5 Ivan HOYO			
	7 Alejandro GORDO			
	9 Alejandro CASAL			
	10 Alejandro VALLS			

Timing and Results provided by  TISSOT

CPO....._C93 4

Report Created SUN 17 JUL 2022 14:53

Page 1 / 2





Medallists by Event

As of SUN 17 JUL 2022

Event Name	Date	Medal	Name	Country Code
WOMEN	SUN 17 JUL	GOLD	1 Eloise FRIGOT 2 Melissa LEDORMEUR 3 Marion ROBERT 4 Claire MOAL 5 Celeste LOUIS 6 Aline ROULLAND 7 Clotilde LEMASLE 8 Camille MEYER	FRA
		SILVER	1 Jill Lara RUTZEN 2 Katharina Magdalena KRUSE 3 Jule SCHWARZ 5 Svenja SCHAEPPER 6 Nele SCHMALENBACH 7 Leonie WAGNER 8 Hilke Sophie VOGT 10 Elena GILLES	GER
		BRONZE	2 Klara RICHTER 3 Emma SUTHERLAND 4 Georgia WHEELER 5 Julie BOLTON 6 Kate BOLTON 7 Sophie WINTON 9 Erin MOORE 10 Casey HALES	NZL




Medal Standings

As of SUN 17 JUL 2022

After 2 of 2 Events

Rank	Country	Men				Women				Total				Rank by Total
		G	S	B	Tot.	G	S	B	Tot.	G	S	B	Tot.	
1	FRA - France		1		1	1			1	1	1		2	=1
1	GER - Germany	1			1		1		1	1	1		2	=1
3	ESP - Spain			1	1							1	1	=3
3	NZL - New Zealand							1	1			1	1	=3
Total:		1	1	1	3	1	1	1	3	2	2	2	6	

Legend:
 = Equal sign indicates that two or more countries share the same rank by total
B Bronze **G** Gold **S** Silver **Tot** Total

Timing and Results provided by 



RESULTS BOOK



Canoe Polo

Men's





Team Roster

As of WED 13 JUL 2022

ESP - Spain

No.	Name	Date of Birth	Age
2	Javier AREGO	20 SEP 2000	21
2	Angel GORDO	18 AUG 1986	35
3	Sergio CORBELLA	19 APR 1995	27
4	Samuel PARDAVILA	4 JUN 2000	22
5	Ivan HOYO	16 OCT 1996	25
7	Alejandro GORDO (C)	2 APR 1990	32
9	Alejandro CASAL	4 DEC 1989	32
10	Alejandro VALLS	22 APR 1995	27


Uniform colours Shirt

Team 1st White

Team 2nd Red

Team Officials

Coach: Americo CATARINO (FRA)

Timing and Results provided by  TISSOT

CPOMTEAM5....._C33_MESP 2

Report Created WED 13 JUL 2022 19:16

Page 1 / 1





Team Roster

As of WED 13 JUL 2022

FRA - France


No.	Name	Date of Birth	Age
1	Alan LIGNEL	29 AUG 1997	24
2	Baptiste COTTA	3 DEC 1993	28
3	David LINET (C)	2 NOV 1991	30
4	Antoine le FLOCH DECORCHEMONT	16 MAY 1999	23
5	Patrice BELAT	27 JAN 1990	32
7	Clement KINDIG	17 JUL 1990	31
8	Benoit RICHER	9 JUN 1994	28
9	Christophe BELAT	27 FEB 1991	31

Uniform colours Shirt

Team 1st Blue
Team 2nd White

Team Officials

Coach: Thomas BERTHELEMY (FRA)
Coach: Thomas BRETENOUX (FRA)

Timing and Results provided by  TISSOT

CPOMTEAM5....._C33_MFRA 2

Report Created WED 13 JUL 2022 19:16

Page 1 / 1





Team Roster

As of THU 14 JUL 2022

GER - Germany

No.	Name	Date of Birth	Age
1	Julian Oskar PRESCHER	19 MAY 1995	27
3	Lennart UNTERFELD	2 MAR 1995	27
4	Tim RIECKE	17 JUN 1999	23
5	Jonas GAUSELMANN	10 NOV 1989	32
6	Arne Linus BECKMANN	7 JUN 1999	23
7	René KIRCHHOFF	30 JUL 1999	22
8	Jonas VIEREN (C)	2 FEB 1990	32
9	Marco HOPPSTOCK	13 FEB 1992	30

Uniform colours

	Shirt
Team 1st	Black
Team 2nd	White

Team Officials

Coach: Bjorn ZIROTZKI (GER)





Team Roster

As of WED 13 JUL 2022

ITA - Italy


No.	Name	Date of Birth	Age
1	Andrea BERTELLONI	22 AUG 1989	32
2	Edoardo CORVAIA	28 JUN 1990	32
3	Davide NOVARA	9 DEC 1989	32
5	Jan Erick HACK	22 FEB 1989	33
6	Andrea ROMANO	19 SEP 1986	35
7	Gianmarco EMANUELE	17 JUN 1991	31
9	Luca BELLINI (C)	12 OCT 1982	39
10	Andrea COSTAGLIOLA	3 NOV 1995	26

Uniform colours Shirt

Team 1st Blue
Team 2nd White

Team Officials

Coach: Rodolfo VASTOLA (ITA)

Timing and Results provided by  TISSOT

CPOMTEAM5....._C33_MITA 2

Report Created WED 13 JUL 2022 19:16

Page 1 / 1





Team Roster

As of THU 14 JUL 2022

NED - Netherlands

No.	Name	Date of Birth	Age
1	Wessel VROON	30 JUN 2000	22
2	Mats PEL (C)	21 OCT 1996	25
3	Stivo HOGERLE	18 JUN 1997	25
4	Dylan TOUGH	8 JUN 1994	28
5	Remko van VLIET	16 MAR 1994	28
6	Tjerk WEBBERS	30 AUG 1995	26
7	Jochem HOGERLE	26 MAY 1993	29
8	Jort PEL	4 MAR 2001	21

Uniform colours **Shirt**
Team 1st Blue
Team 2nd Orange

Team Officials

Coach: Michiel Joannes SCHREURS (NED)



Team Roster

As of FRI 15 JUL 2022

NZL - New Zealand

No.	Name	Date of Birth	Age
1	Alex LOWEN	27 SEP 1991	30
3	Cole HAWKINS	1 JUL 1998	24
4	Jason DALZIELL	4 APR 1984	38
5	Liam BOWDEN	22 APR 1999	23
6	Nevan HADLEY (C)	30 NOV 1992	29
7	Sam HAPETA	23 JAN 1995	27
8	Josh VIVIAN	5 DEC 2000	21
10	Phil MASSAROTTO	29 APR 2001	21

Uniform colours **Shirt**

Team 1st Black
Team 2nd White

Team Officials

Coach: Kyzen MACDONALD (NZL)



Team Roster

As of WED 13 JUL 2022

TPE - Chinese Taipei

No.	Name	Date of Birth	Age
1	Pin Han HUANG	16 APR 1998	24
2	Jhong-Lin CHAN	14 APR 2002	20
3	Ching Hsien LU	16 JAN 1979	43
5	Jyun Si SUNG (C)	5 APR 1991	31
6	Po-Hsiang CHAN	27 FEB 2002	20
7	Shang Yung CHANG	21 SEP 1994	27
8	Tzu Hsing CHAO	8 AUG 1995	26
10	Rong da CHEN	19 SEP 1979	42

Uniform colours **Shirt**

Team 1st White

Team 2nd Blue

Team Officials

Coach: Shih Fei CHENG (TPE)





Team Roster

As of WED 13 JUL 2022

USA - United States of America

No.	Name	Date of Birth	Age
1	Andrew IRVINE	3 APR 1980	42
2	Gavin HU	28 JAN 1988	34
3	Marcos FOURQUET	17 MAY 2001	21
4	Divan BARNARD	5 MAY 1983	39
5	Sam REIFSNYDER	3 APR 1990	32
6	Peter HARGREAVES	5 SEP 1986	35
9	Sasha IZMAILOV (C)	19 JUN 1983	39
10	Adam HUGO	17 APR 1997	25

Uniform colours **Shirt**

Team 1st White

Team 2nd Blue

Team Officials

Coach: Mark POINDEXTER (USA)



Tournament Summary

As of SUN 17 JUL 2022

Group A									
Rank	Teams	Pts	MP	Won	Ties	Lost	GF	GA	Diff.
1	FRA	9	3	3	0	0	17	2	15
2	GER	6	3	2	0	1	20	6	14
3	NZL	3	3	1	0	2	14	11	3
4	USA	0	3	0	0	3	3	35	-32

Teams	FRA	GER	NZL	USA
FRA		3 - 1	3 - 1	11 - 0
GER	1 - 3		5 - 3	14 - 0
NZL	1 - 3	3 - 5		10 - 3
USA	0 - 11	0 - 14	3 - 10	

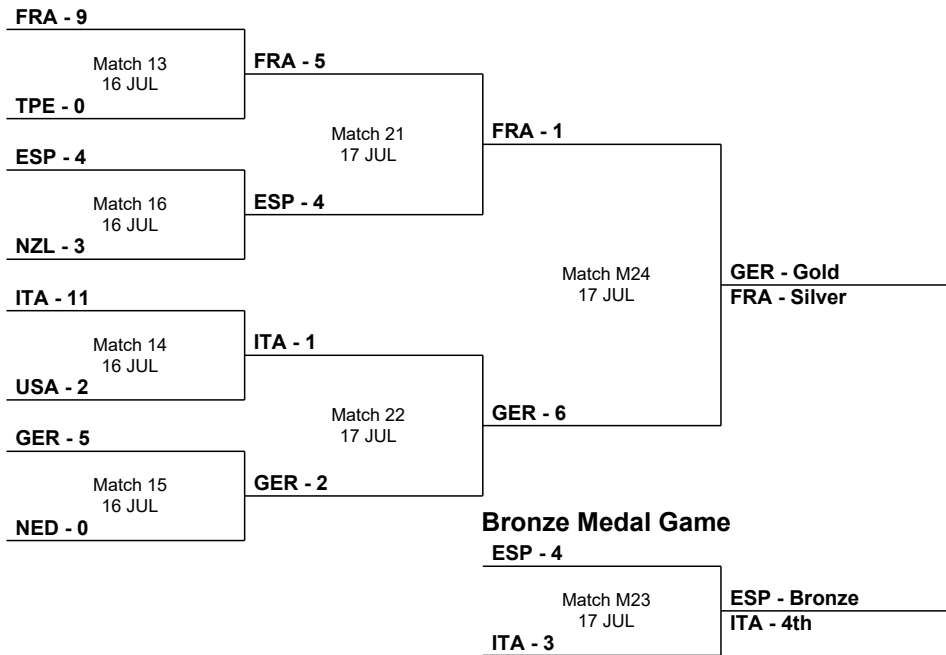
Group B									
Rank	Teams	Pts	MP	Won	Ties	Lost	GF	GA	Diff.
1	ITA	9	3	3	0	0	14	6	8
2	ESP	4	3	1	1	1	12	12	0
3	NED	3	3	1	0	2	14	15	-1
4	TPE	1	3	0	1	2	7	14	-7

Teams	ITA	ESP	NED	TPE
ITA		4 - 3	7 - 1	3 - 2
ESP	3 - 4		6 - 5	3 - 3
NED	1 - 7	5 - 6		8 - 2
TPE	2 - 3	3 - 3	2 - 8	

Quarterfinals

Semifinals

Gold Medal Game



Final Standings

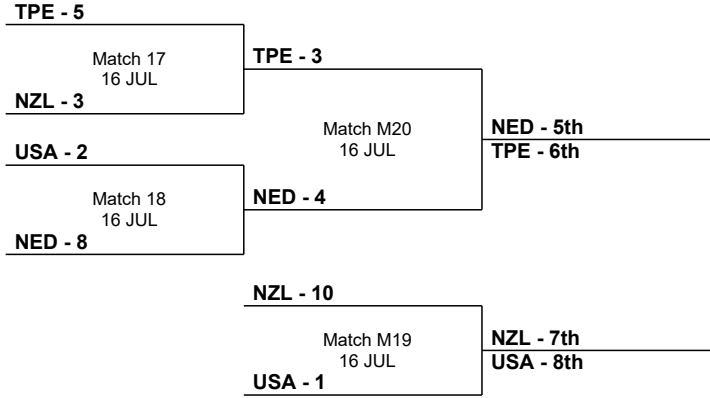
Medal	Rank	Team
Gold	1	GER - Germany
Silver	2	FRA - France
Bronze	3	ESP - Spain
	4	ITA - Italy
	5	NED - Netherlands
	6	TPE - Chinese Taipei
	7	NZL - New Zealand
	8	USA - United States of America




Tournament Summary

As of SUN 17 JUL 2022

Consolation Round 5-8



Legend:	Diff	Goal Difference	GA	Goals Against	GF	Goals For	MP	Matches Played	Pts	Points
---------	------	-----------------	----	---------------	----	-----------	----	----------------	-----	--------

Timing and Results provided by 





Medallists (Team)

GOLD	SILVER	BRONZE
GER - Germany Julian Oskar PRESCHER Lennart UNTERFELD Tim RIECKE Jonas GAUSELMANN Arne Linus BECKMANN René KIRCHHOFF Jonas VIEREN Marco HOPPSTOCK	FRA - France Alan LIGNEL Baptiste COTTA David LINET Antoine le FLOCH DECORCHEMONT Patrice BELAT Clement KINDIG Benoit RICHER Christophe BELAT	ESP - Spain Javier AREGO Angel GORDO Sergio CORBELLA Samuel PARDAVILA Ivan HOYO Alejandro GORDO Alejandro CASAL Alejandro VALLS



Game No.:19

Start List

NZL vs USA

Referees: Elan WINTER (GBR) / Stephen Jason WATTS (GBR)

NZL - New Zealand

No	Name	Date of Birth	Competition Statistics							
			MP	G	PG	GC	YC	RC	SW	SL
1	Alex LOWEN	27 SEP 1991	5	3						
3	Cole HAWKINS	1 JUL 1998	2	1		1				
5	Liam BOWDEN	22 APR 1999	5	4		1				
6	Nevan HADLEY	30 NOV 1992	5	6					4	5
7	Sam HAPETA	23 JAN 1995	5	4	1					
8	Josh VIVIAN	5 DEC 2000	5	1		1				1
10	Phil MASSAROTTO	29 APR 2001	5	1						
Coach: Kyzen MACDONALD (NZL)										


NZL Played		
PR	GER	3-5
PR	USA	10-3
PR	FRA	1-3
QF	ESP	3-4
CR5-8	TPE	3-5

USA - United States of America

No	Name	Date of Birth	Competition Statistics							
			MP	G	PG	GC	YC	RC	SW	SL
1	Andrew IRVINE	3 APR 1980	5							
2	Gavin HU	28 JAN 1988	5							1
3	Marcos FOURQUET	17 MAY 2001	5	3						1
4	Divan BARNARD	5 MAY 1983	5	1						1
5	Sam REIFSNYDER	3 APR 1990	5	3		2				6
6	Peter HARGREAVES	5 SEP 1986	5			1				1
9	Sasha IZMAILOV	19 JUN 1983	5							
10	Adam HUGO	17 APR 1997	5			1				
Coach: Mark POINDEXTER (USA)										

USA Played		
PR	FRA	0-11
PR	NZL	3-10
PR	GER	0-14
QF	ITA	2-11
CR5-8	NED	2-8

Legend:			
CR5-8	Consolation Round 5-8	G	Goals
MP	Matches Played	No	Shirt Number
QF	Quarter Final	RC	Red Cards
YC	Yellow Cards	GC	Green Cards
		PG	Penalty Goals
		SL	Sprints Lost
		Int'l. M.	International Matches
		PR	Preliminary Round
		SW	Sprints Won

Timing and Results provided by 





Game No.:19

Results

NZL 10 vs 1 USA

1st Period: 5 - 1
2nd Period: 5 - 0

Referees: Elan WINTER (GBR) / Stephen Jason WATTS (GBR)

NZL - New Zealand

No	Name	G / S	%	PS	%	AS	S	Punishments			TP
								GC	YC	RC	
1	Alex LOWEN	1/2	50			1					14:24
3	Cole HAWKINS										
5	Liam BOWDEN	2/3	67				4				20:00
6	Nevan HADLEY	3/5	60								16:02
7	Sam HAPETA	1/2	50								15:18
8	Josh VIVIAN	2/2	100			1					18:38
10	Phil MASSAROTTO	1/2	50			1					15:38
Coach:		Kyzen MACDONALD									
Total		10/16	63			3	4				

Running Score

NZL - USA

1st Period

0 : 1 REIFSNYDER S.

HADLEY N. 1 : 1

HADLEY N. 2 : 1

HADLEY N. 3 : 1

BOWDEN L. 4 : 1

VIVIAN J. 5 : 1

2nd Period

HAPETA S. 6 : 1

MASSAROTTO P. 7 : 1

BOWDEN L. 8 : 1

VIVIAN J. 9 : 1

LOWEN A. 10 : 1

USA - United States of America

No	Name	G / S	%	PS	%	AS	S	Punishments			TP
								GC	YC	RC	
1	Andrew IRVINE										4:11
2	Gavin HU	0/1	0								9:07
3	Marcos FOURQUET	0/3	0			1					14:27
4	Divan BARNARD										11:51
5	Sam REIFSNYDER	1/6	17				1	1			18:43
6	Peter HARGREAVES										13:51
9	Sasha IZMAILOV	0/1	0				1				20:00
10	Adam HUGO										7:50
Coach:		Mark POINDEXTER									
Total		1/11	9			1	2	1			

Team Statistics	CS	%	BS	%	PS	%	FB	%	C	SW
New Zealand	9/14	64	1/2	50					0	1
United States of America	1/11	9							0	1

Legend:

%	Efficiency	AS	Assists	BS	Background Shots	C	Corner	CS	Close Shots	FB	Fastbreaks
G/S	Goals/Shots	GC	Green Card	PS	Penalty Shots	RC	Red Card	S	Saves	SW	Sprints Won
YC	Yellow Card										

Timing and Results provided by TISSOT



Game No.:20

Start List

TPE vs NED

Referees: Ezio AMBROSETTI (USA) / Weishuo, Evan KONG (SGP)

TPE - Chinese Taipei

No	Name	Date of Birth	Competition Statistics								
			MP	G	PG	GC	YC	RC	SW	SL	
1	Pin Han HUANG	16 APR 1998	5							5	5
2	Jhong-Lin CHAN	14 APR 2002	5								
3	Ching Hsien LU	16 JAN 1979	5	3							
5	Jyun Si SUNG	5 APR 1991	5			1					
6	Po-Hsiang CHAN	27 FEB 2002	5	2							
7	Shang Yung CHANG	21 SEP 1994	5	2							
8	Tzu Hsing CHAO	8 AUG 1995	5	3							
10	Rong da CHEN	19 SEP 1979	5	2							
Coach: Shih Fei CHENG (TPE)											

TPE Played		
PR	ESP	3-3
PR	NED	2-8
PR	ITA	2-3
QF	FRA	0-9
CR5-8	NZL	5-3

NED - Netherlands

No	Name	Date of Birth	Competition Statistics								
			MP	G	PG	GC	YC	RC	SW	SL	
1	Wessel VROON	30 JUN 2000	5	2						1	
2	Mats PEL	21 OCT 1996	5	3							
3	Stivo HOGERLE	18 JUN 1997	5	2					1		2
4	Dylan TOUGH	8 JUN 1994	5	5							
5	Remko van VLIET	16 MAR 1994	5								
6	Tjerk WEBBERS	30 AUG 1995	5	5					2		4
7	Jochem HOGERLE	26 MAY 1993	5	3							
8	Jort PEL	4 MAR 2001	5	2		1					
Coach: Michiel Joannes SCHREURS (NED)											

NED Played		
PR	ITA	1-7
PR	TPE	8-2
PR	ESP	5-6
QF	GER	0-5
CR5-8	USA	8-2

Legend:			
CR5-8	Consolation Round 5-8	G	Goals
MP	Matches Played	No	Shirt Number
QF	Quarter Final	RC	Red Cards
YC	Yellow Cards	GC	Green Cards
		PG	Penalty Goals
		SL	Sprints Lost
		Int'l. M.	International Matches
		PR	Preliminary Round
		SW	Sprints Won

Timing and Results provided by 





Game No.:20

Results

TPE 3 vs 4 NED

1st Period: 2 - 1
2nd Period: 1 - 2
1st Overtime: 0 - 1

Referees: Ezio AMBROSETTI (USA) / Weishuo, Evan KONG (SGP)

TPE - Chinese Taipei

No	Name	G / S	%	PS	%	AS	S	Punishments			TP
								GC	YC	RC	
1	Pin Han HUANG	1/1	100								11:45
2	Jhong-Lin CHAN										2:54
3	Ching Hsien LU	0/3	0				2				27:43
5	Jyun Si SUNG							1			13:30
6	Po-Hsiang CHAN	2/4	50								30:00
7	Shang Yung CHANG	0/4	0								27:39
8	Tzu Hsing CHAO	0/3	0								28:04
10	Rong da CHEN										8:25
Coach:		Shih Fei CHENG									
Total		3/15	20				2	1			

Running Score

TPE - NED

1st Period
HUANG P. 1 : 0
 1 : 1 HOGERLE S.
CHAN P. 2 : 1

2nd Period
CHAN P. 3 : 1
 3 : 2 TOUGH D.
 3 : 3 TOUGH D.

1st Overtime
 3 : 4 WEBBERS T.

NED - Netherlands

No	Name	G / S	%	PS	%	AS	S	Punishments			TP
								GC	YC	RC	
1	Wessel VROON					1					3:33
2	Mats PEL	0/1	0								30:00
3	Stivo HOGERLE	1/3	33								11:08
4	Dylan TOUGH	2/6	33								26:39
5	Remko van VLIET						3				17:15
6	Tjerk WEBBERS	1/2	50								29:24
7	Jochem HOGERLE	0/2	0	0/1	0			1			30:00
8	Jort PEL										2:01
Coach:		Michiel Joannes SCHREURS									
Total		4/14	29	0/1	0	1	3	1			

Team Statistics	CS	%	BS	%	PS	%	FB	%	C	SW
Chinese Taipei	3/10	30	0/5	0					0	2
Netherlands	3/12	25			0/1	0	1/1	100	0	1

Legend:											
%	Efficiency	AS	Assists	BS	Background Shots	C	Corner	CS	Close Shots	FB	Fastbreaks
G/S	Goals/Shots	GC	Green Card	PS	Penalty Shots	RC	Red Card	S	Saves	SW	Sprints Won
YC	Yellow Card										

Timing and Results provided by 



Game No.:23

Start List

ESP vs ITA

Referees: Virginie BRACKEZ (FRA) / Weishuo, Evan KONG (SGP)

ESP - Spain

No	Name	Date of Birth	Competition Statistics							
			MP	G	PG	GC	YC	RC	SW	SL
1	Javier AREGO	20 SEP 2000	5	2						
2	Angel GORDO	18 AUG 1986	5	2		1	1			
3	Sergio CORBELLA	19 APR 1995	5	6					2	2
4	Samuel PARDAVILA	4 JUN 2000	5			1				
5	Ivan HOYO	16 OCT 1996	5	1						
7	Alejandro GORDO	2 APR 1990	5	4	1				3	2
9	Alejandro CASAL	4 DEC 1989	5	4						1
10	Alejandro VALLS	22 APR 1995	5	1						
Coach: Americo CATARINO (FRA)										

ESP Played		
PR	TPE	3-3
PR	ITA	3-4
PR	NED	6-5
QF	NZL	4-3
SF	FRA	4-5

ITA - Italy

No	Name	Date of Birth	Competition Statistics							
			MP	G	PG	GC	YC	RC	SW	SL
1	Andrea BERTELLONI	22 AUG 1989	5							
2	Edoardo CORVAIA	28 JUN 1990	5	3	1					
3	Davide NOVARA	9 DEC 1989	5	2		1				
5	Jan Erick HACK	22 FEB 1989	5	2						
6	Andrea ROMANO	19 SEP 1986	5	1						
7	Gianmarco EMANUELE	17 JUN 1991	5	6					8	1
9	Luca BELLINI	12 OCT 1982	5	10		1				
10	Andrea COSTAGLIOLA	3 NOV 1995	5	2						1
Coach: Rodolfo VASTOLA (ITA)										

ITA Played		
PR	NED	7-1
PR	ESP	4-3
PR	TPE	3-2
QF	USA	11-2
SF	GER	1-2

Legend:							
CR5-8	Consolation Round 5-8	G	Goals	GC	Green Cards	Int'l. M.	International Matches
MP	Matches Played	No	Shirt Number	PG	Penalty Goals	PR	Preliminary Round
QF	Quarter Final	RC	Red Cards	SF	SemiFinal	SL	Sprints Lost
SW	Sprints Won	YC	Yellow Cards				

Timing and Results provided by  TISSOT





Game No.:23

Results

ESP 4 vs 3 ITA

1st Period: 1 - 1
2nd Period: 3 - 2

Referees: Virginie BRACKEZ (FRA) / Weishuo, Evan KONG (SGP)

ESP - Spain

No	Name	G / S	%	PS	%	AS	S	Punishments			TP	
								GC	YC	RC		
1	Javier AREGO	0/3	0			1	8				15:42	
2	Angel GORDO	0/2	0								17:41	
3	Sergio CORBELLA	1/2	50								13:44	
4	Samuel PARDAVILA										7:43	
5	Ivan HOYO	1/2	50	1/1	100						4:38	
7	Alejandro GORDO	2/2	100								15:05	
9	Alejandro CASAL	0/2	0								18:42	
10	Alejandro VALLS	0/4	0								6:45	
Coach:		Americo CATARINO							1			
Total		4/17	24	1/1	100	1	8	1				

Running Score

ESP - ITA

1st Period

HOYO I. 1 : 0
1 : 1 CORVAIA E.

2nd Period

GORDO A. 2 : 1
CORBELLA S. 3 : 1
3 : 2 HACK J.
3 : 3 COSTAGLIOLA A.
GORDO A. 4 : 3

ITA - Italy

No	Name	G / S	%	PS	%	AS	S	Punishments			TP	
								GC	YC	RC		
1	Andrea BERTELLONI	0/2	0								15:41	
2	Edoardo CORVAIA	1/3	33					1	1		10:21	
3	Davide NOVARA	0/4	0			1					13:12	
5	Jan Erick HACK	1/1	100								10:05	
6	Andrea ROMANO						5				13:14	
7	Gianmarco EMANUELE	0/2	0			1					14:24	
9	Luca BELLINI	0/6	0			1		1			16:15	
10	Andrea COSTAGLIOLA	1/1	100								6:48	
Coach:		Rodolfo VASTOLA										
Total		3/19	16			3	5	2	1			

Team Statistics	CS	%	BS	%	PS	%	FB	%	C	SW
Spain	0/12	0	1/2	50	1/1	100	2/2	100	0	2
Italy	3/19	16							0	0

Legend:

%	Efficiency	AS	Assists	BS	Background Shots	C	Corner	CS	Close Shots	FB	Fastbreaks
G/S	Goals/Shots	GC	Green Card	PS	Penalty Shots	RC	Red Card	S	Saves	SW	Sprints Won
YC	Yellow Card										

Timing and Results provided by TISSOT





Game No.:24

Start List

FRA vs GER

Referees: Stephen Jason WATTS (GBR) / Weishuo, Evan KONG (SGP)

FRA - France

No	Name	Date of Birth	Competition Statistics								
			MP	G	PG	GC	YC	RC	SW	SL	
1	Alan LIGNEL	29 AUG 1997	5	2						3	
2	Baptiste COTTA	3 DEC 1993	5	5						6	
3	David LINET	2 NOV 1991	5	5							
4	Antoine le FLOCH DECORCHEMONT	16 MAY 1999	5	5							
5	Patrice BELAT	27 JAN 1990	5	2							
7	Clement KINDIG	17 JUL 1990	5	4		1					1
8	Benoit RICHER	9 JUN 1994	5	5							
9	Christophe BELAT	27 FEB 1991	5	3							

Coach: Thomas BERTHELEMY (FRA) / Thomas BRETENOUX (FRA)

FRA Played		
PR	USA	11-0
PR	GER	3-1
PR	NZL	3-1
QF	TPE	9-0
SF	ESP	5-4

GER - Germany

No	Name	Date of Birth	Competition Statistics								
			MP	G	PG	GC	YC	RC	SW	SL	
1	Julian Oskar PRESCHER	19 MAY 1995	5	2		1					
3	Lennart UNTERFELD	2 MAR 1995	5	2						3	2
4	Tim RIECKE	17 JUN 1999	5	4		1				2	3
5	Jonas GAUSELMANN	10 NOV 1989	5			1					
6	Arne Linus BECKMANN	7 JUN 1999	5	2		1					
7	René KIRCHHOFF	30 JUL 1999	5	7							
8	Jonas VIEREN	2 FEB 1990	5	8							
9	Marco HOPPSTOCK	13 FEB 1992	5	2							

Coach: Bjorn ZIROTZKI (GER)

GER Played		
PR	NZL	5-3
PR	FRA	1-3
PR	USA	14-0
QF	NED	5-0
SF	ITA	2-1

Legend:							
CR5-8	Consolation Round 5-8	G	Goals	GC	Green Cards	Int'l. M.	International Matches
MP	Matches Played	No	Shirt Number	PG	Penalty Goals	PR	Preliminary Round
QF	Quarter Final	RC	Red Cards	SF	SemiFinal	SL	Sprints Lost
SW	Sprints Won	YC	Yellow Cards				

Timing and Results provided by 





Game No.:24

Results

FRA 1 vs 6 GER

1st Period: 0 - 1
2nd Period: 1 - 5

Referees: Stephen Jason WATTS (GBR) / Weishuo, Evan KONG (SGP)

FRA - France

No	Name	G / S	%	PS	%	AS	S	Punishments			TP
								GC	YC	RC	
1	Alan LIGNEL	0/1	0								9:46
2	Baptiste COTTA	0/3	0								11:35
3	David LINET	0/5	0			1		1			16:31
4	Antoine le FLOCH DECORCHEMONT	0/1	0								8:00
5	Patrice BELAT	1/3	33				1				12:43
7	Clement KINDIG	0/1	0								10:01
8	Benoit RICHER										13:35
9	Christophe BELAT	0/2	0				1				17:49
Coach:		Thomas BRETENOUX									
Total		1/16	6			1	2	1			

Running Score

FRA - GER

1st Period

0 : 1 KIRCHHOFF R.

2nd Period

0 : 2 KIRCHHOFF R.

0 : 3 UNTERFELD L.

BELAT P. 1 : 3
1 : 4 BECKMANN A.
1 : 5 HOPPSTOCK M.
1 : 6 HOPPSTOCK M.

GER - Germany

No	Name	G / S	%	PS	%	AS	S	Punishments			TP
								GC	YC	RC	
1	Julian Oskar PRESCHER										10:07
3	Lennart UNTERFELD	1/1	100								11:16
4	Tim RIECKE					1					10:15
5	Jonas GAUSELMANN					1					9:17
6	Arne Linus BECKMANN	1/2	50								9:50
7	René KIRCHHOFF	2/4	50				1				17:10
8	Jonas VIEREN	0/2	0			1					17:43
9	Marco HOPPSTOCK	2/2	100								14:22
Coach:		Bjorn ZIROTZKI									
Total		6/11	55			3	1				

Team Statistics	CS	%	BS	%	PS	%	FB	%	C	SW
France	1/16	6							0	1
Germany	4/8	50	0/1	0			2/2	100	0	1

Legend:											
%	Efficiency	AS	Assists	BS	Background Shots	C	Corner	CS	Close Shots	FB	Fastbreaks
G/S	Goals/Shots	GC	Green Card	PS	Penalty Shots	RC	Red Card	S	Saves	SW	Sprints Won
YC	Yellow Card										

Timing and Results provided by  TISSOT





Game No.:21

Start List

FRA vs ESP

Referees: Maurizio PELLI (ITA) / Weishuo, Evan KONG (SGP)

FRA - France

No	Name	Date of Birth	Competition Statistics							
			MP	G	PG	GC	YC	RC	SW	SL
1	Alan LIGNEL	29 AUG 1997	4	2						3
2	Baptiste COTTA	3 DEC 1993	4	3						5
3	David LINET	2 NOV 1991	4	5						
4	Antoine le FLOCH DECORCHEMONT	16 MAY 1999	4	5						
5	Patrice BELAT	27 JAN 1990	4	1						
7	Clement KINDIG	17 JUL 1990	4	4						
8	Benoit RICHER	9 JUN 1994	4	3						
9	Christophe BELAT	27 FEB 1991	4	3						

Coach: Thomas BERTHELEMY (FRA) / Thomas BRETENOUX (FRA)

FRA Played		
PR	USA	11-0
PR	GER	3-1
PR	NZL	3-1
QF	TPE	9-0


ESP - Spain

No	Name	Date of Birth	Competition Statistics							
			MP	G	PG	GC	YC	RC	SW	SL
1	Javier AREGO	20 SEP 2000	4	1						
2	Angel GORDO	18 AUG 1986	4	2		1	1			
3	Sergio CORBELLA	19 APR 1995	4	5					2	1
4	Samuel PARDAVILA	4 JUN 2000	4			1				
5	Ivan HOYO	16 OCT 1996	4							
7	Alejandro GORDO	2 APR 1990	4	3	1				2	2
9	Alejandro CASAL	4 DEC 1989	4	4						1
10	Alejandro VALLS	22 APR 1995	4	1						

Coach: Americo CATARINO (FRA)

ESP Played		
PR	TPE	3-3
PR	ITA	3-4
PR	NED	6-5
QF	NZL	4-3

Legend:							
CR5-8	Consolation Round 5-8	G	Goals	GC	Green Cards	Int'l. M.	International Matches
MP	Matches Played	No	Shirt Number	PG	Penalty Goals	PR	Preliminary Round
QF	Quarter Final	RC	Red Cards	SL	Sprints Lost	SW	Sprints Won
YC	Yellow Cards						

Timing and Results provided by 





Game No.:21

Results

FRA 5 vs 4 ESP

1st Period: 4 - 2
2nd Period: 1 - 2

Referees: Maurizio PELLI (ITA) / Weishuo, Evan KONG (SGP)

FRA - France

No	Name	G / S	%	PS	%	AS	S	Punishments			TP	
								GC	YC	RC		
1	Alan LIGNEL											10:41
2	Baptiste COTTA	2/3	67			1						12:16
3	David LINET	0/2	0			1						12:35
4	Antoine le FLOCH DECORCHEMONT	0/2	0			1						10:50
5	Patrice BELAT	1/2	50									8:33
7	Clement KINDIG							1				11:59
8	Benoit RICHER	2/2	100									16:05
9	Christophe BELAT					1	5					17:01
Coach:		Thomas BRETENOUX										
Total		5/11	45			4	5	1				

Running Score

FRA - ESP

1st Period	
RICHER B.	1 : 0
COTTA B.	2 : 1
COTTA B.	3 : 2
RICHER B.	4 : 2

2nd Period	
BELAT P.	4 : 3
BELAT P.	5 : 3
BELAT P.	5 : 4

ESP - Spain

No	Name	G / S	%	PS	%	AS	S	Punishments			TP	
								GC	YC	RC		
1	Javier AREGO	1/2	50				1					14:41
2	Angel GORDO	0/1	0			1						18:23
3	Sergio CORBELLA	1/1	100									11:09
4	Samuel PARDAVILA	0/1	0									5:14
5	Ivan HOYO	1/1	100									5:28
7	Alejandro GORDO	1/5	20			1						13:43
9	Alejandro CASAL	0/2	0				1					17:54
10	Alejandro VALLS	0/2	0									13:28
Coach:		Americo CATARINO										
Total		4/15	27			2	2					

Team Statistics	CS	%	BS	%	PS	%	FB	%	C	SW
France	4/9	44	1/1	100			0/1	0	0	1
Spain	4/15	27							0	1

Legend:											
%	Efficiency	AS	Assists	BS	Background Shots	C	Corner	CS	Close Shots	FB	Fastbreaks
G/S	Goals/Shots	GC	Green Card	PS	Penalty Shots	RC	Red Card	S	Saves	SW	Sprints Won
YC	Yellow Card										

Timing and Results provided by TISSOT





Game No.:22

Start List

ITA vs GER

Referees: Stephen Jason WATTS (GBR) / Virginie BRACKEZ (FRA)

ITA - Italy

No	Name	Date of Birth	Competition Statistics							
			MP	G	PG	GC	YC	RC	SW	SL
1	Andrea BERTELLONI	22 AUG 1989	4							
2	Edoardo CORVAIA	28 JUN 1990	4	3	1					
3	Davide NOVARA	9 DEC 1989	4	2		1				
5	Jan Erick HACK	22 FEB 1989	4	2						
6	Andrea ROMANO	19 SEP 1986	4							
7	Gianmarco EMANUELE	17 JUN 1991	4	6					6	1
9	Luca BELLINI	12 OCT 1982	4	10						
10	Andrea COSTAGLIOLA	3 NOV 1995	4	2						1
Coach: Rodolfo VASTOLA (ITA)										

ITA Played		
PR	NED	7 - 1
PR	ESP	4 - 3
PR	TPE	3 - 2
QF	USA	11 - 2

GER - Germany

No	Name	Date of Birth	Competition Statistics							
			MP	G	PG	GC	YC	RC	SW	SL
1	Julian Oskar PRESCHER	19 MAY 1995	4	2		1				
3	Lennart UNTERFELD	2 MAR 1995	4	2					3	1
4	Tim RIECKE	17 JUN 1999	4	4		1			2	2
5	Jonas GAUSELMANN	10 NOV 1989	4							
6	Arne Linus BECKMANN	7 JUN 1999	4	2		1				
7	René KIRCHHOFF	30 JUL 1999	4	7						
8	Jonas VIEREN	2 FEB 1990	4	6						
9	Marco HOPPSTOCK	13 FEB 1992	4	2						
Coach: Bjorn ZIROTZKI (GER)										

GER Played		
PR	NZL	5 - 3
PR	FRA	1 - 3
PR	USA	14 - 0
QF	NED	5 - 0

Legend:							
CR5-8	Consolation Round 5-8	G	Goals	GC	Green Cards	Int'l. M.	International Matches
MP	Matches Played	No	Shirt Number	PG	Penalty Goals	PR	Preliminary Round
QF	Quarter Final	RC	Red Cards	SL	Sprints Lost	SW	Sprints Won
YC	Yellow Cards						

Timing and Results provided by  TISSOT





Game No.:22

Results

ITA 1 vs 2 GER

1st Period: 0 - 0
2nd Period: 1 - 2

Referees: Stephen Jason WATTS (GBR) / Virginie BRACKEZ (FRA)

ITA - Italy

No	Name	G / S	%	PS	%	AS	S	Punishments			TP
								GC	YC	RC	
1	Andrea BERTELLONI	0/3	0								13:46
2	Edoardo CORVAIA	0/1	0				1				9:06
3	Davide NOVARA					1					14:09
5	Jan Erick HACK										9:05
6	Andrea ROMANO	1/1	100				5				13:20
7	Gianmarco EMANUELE	0/2	0				1				16:17
9	Luca BELLINI	0/2	0					1			16:24
10	Andrea COSTAGLIOLA	0/2	0								7:53
Coach:		Rodolfo VASTOLA									
Total		1/11	9			1	7	1			

Running Score

ITA - GER

2nd Period

0 : 1 VIEREN J.
0 : 2 VIEREN J.
ROMANO A. 1 : 2

GER - Germany

No	Name	G / S	%	PS	%	AS	S	Punishments			TP
								GC	YC	RC	
1	Julian Oskar PRESCHER										9:50
3	Lennart UNTERFELD	0/1	0								8:30
4	Tim RIECKE	0/2	0			1					8:34
5	Jonas GAUSELMANN	0/2	0					1			8:43
6	Arne Linus BECKMANN										12:54
7	René KIRCHHOFF	0/2	0				2				19:35
8	Jonas VIEREN	2/6	33								18:52
9	Marco HOPPSTOCK	0/2	0			1					13:02
Coach:		Bjorn ZIROTZKI									
Total		2/15	13			2	2	1			

Team Statistics	CS	%	BS	%	PS	%	FB	%	C	SW
Italy	1/10	10					0/1	0	0	2
Germany	2/15	13							0	0

Legend:											
%	Efficiency	AS	Assists	BS	Background Shots	C	Corner	CS	Close Shots	FB	Fastbreaks
G/S	Goals/Shots	GC	Green Card	PS	Penalty Shots	RC	Red Card	S	Saves	SW	Sprints Won
YC	Yellow Card										

Timing and Results provided by TISSOT





Game No.:17

Start List

TPE vs NZL

Referees: Ezio AMBROSETTI (USA) / Maurizio PELLI (ITA)

TPE - Chinese Taipei

No	Name	Date of Birth	Competition Statistics								
			MP	G	PG	GC	YC	RC	SW	SL	
1	Pin Han HUANG	16 APR 1998	4							3	5
2	Jhong-Lin CHAN	14 APR 2002	4								
3	Ching Hsien LU	16 JAN 1979	4	2							
5	Jyun Si SUNG	5 APR 1991	4			1					
6	Po-Hsiang CHAN	27 FEB 2002	4	1							
7	Shang Yung CHANG	21 SEP 1994	4	2							
8	Tzu Hsing CHAO	8 AUG 1995	4	1							
10	Rong da CHEN	19 SEP 1979	4	1							
Coach: Shih Fei CHENG (TPE)											

TPE Played		
PR	ESP	3-3
PR	NED	2-8
PR	ITA	2-3
QF	FRA	0-9

NZL - New Zealand

No	Name	Date of Birth	Competition Statistics								
			MP	G	PG	GC	YC	RC	SW	SL	
1	Alex LOWEN	27 SEP 1991	4	2							
3	Cole HAWKINS	1 JUL 1998	1	1		1					
4	Jason DALZIELL	4 APR 1984	4								
5	Liam BOWDEN	22 APR 1999	4	3		1					
6	Nevan HADLEY	30 NOV 1992	4	6					4	3	
7	Sam HAPETA	23 JAN 1995	4	3	1						
8	Josh VIVIAN	5 DEC 2000	4	1		1					1
10	Phil MASSAROTTO	29 APR 2001	4	1							
Coach: Kyzen MACDONALD (NZL)											

NZL Played		
PR	GER	3-5
PR	USA	10-3
PR	FRA	1-3
QF	ESP	3-4

Legend:							
CR5-8	Consolation Round 5-8	G	Goals	GC	Green Cards	Int'l. M.	International Matches
MP	Matches Played	No	Shirt Number	PG	Penalty Goals	PR	Preliminary Round
QF	Quarter Final	RC	Red Cards	SL	Sprints Lost	SW	Sprints Won
YC	Yellow Cards						

Timing and Results provided by  TISSOT





Game No.:17

Results

TPE 5 vs 3 NZL

1st Period: 2 - 3
2nd Period: 3 - 0

Referees: Ezio AMBROSETTI (USA) / Maurizio PELLI (ITA)

TPE - Chinese Taipei

No	Name	G / S	%	PS	%	AS	S	Punishments			TP
								GC	YC	RC	
1	Pin Han HUANG										5:08
2	Jhong-Lin CHAN										4:02
3	Ching Hsien LU	1/1	100			1	3				16:46
5	Jyun Si SUNG	0/1	0				1				11:25
6	Po-Hsiang CHAN	1/2	50			1					20:00
7	Shang Yung CHANG	0/3	0								20:00
8	Tzu Hsing CHAO	2/3	67			1					17:26
10	Rong da CHEN	1/1	100								5:13
Coach:		Shih Fei CHENG									
Total		5/11	45			3	4				

Running Score

TPE - NZL

1st Period	
0	1
CHAO T.	1 : 1
CHAN P.	2 : 1
2	2
2	3
LOWEN A.	
HAPETA S.	
BOWDEN L.	

2nd Period	
CHEN R.	3 : 3
LU C.	4 : 3
CHAO T.	5 : 3

NZL - New Zealand

No	Name	G / S	%	PS	%	AS	S	Punishments			TP
								GC	YC	RC	
1	Alex LOWEN	1/2	50								14:12
3	Cole HAWKINS	0/3	0			1					16:15
5	Liam BOWDEN	1/3	33				2				17:26
6	Nevan HADLEY	0/1	0								14:46
7	Sam HAPETA	1/7	14			1					16:59
8	Josh VIVIAN	0/1	0			1					9:54
10	Phil MASSAROTTO										10:28
Coach:		Kyzen MACDONALD									
Total		3/17	18			3	2				

Team Statistics	CS	%	BS	%	PS	%	FB	%	C	SW
Chinese Taipei	1/7	14	2/2	100			2/2	100	0	2
New Zealand	3/16	19	0/1	0					0	0

Legend:											
%	Efficiency	AS	Assists	BS	Background Shots	C	Corner	CS	Close Shots	FB	Fastbreaks
G/S	Goals/Shots	GC	Green Card	PS	Penalty Shots	RC	Red Card	S	Saves	SW	Sprints Won
YC	Yellow Card										

Timing and Results provided by TISSOT





Game No.:18

Start List

USA vs NED

Referees: Elan WINTER (GBR) / Ivan FERNANDEZ CANALEJAS (ESP)

USA - United States of America

No	Name	Date of Birth	Competition Statistics							
			MP	G	PG	GC	YC	RC	SW	SL
1	Andrew IRVINE	3 APR 1980	4							
2	Gavin HU	28 JAN 1988	4							1
3	Marcos FOURQUET	17 MAY 2001	4	3						
4	Divan BARNARD	5 MAY 1983	4	1						1
5	Sam REIFSNYDER	3 APR 1990	4	1		1				5
6	Peter HARGREAVES	5 SEP 1986	4			1				1
9	Sasha IZMAILOV	19 JUN 1983	4							
10	Adam HUGO	17 APR 1997	4			1				
Coach: Mark POINDEXTER (USA)										

USA Played		
PR	FRA	0 - 11
PR	NZL	3 - 10
PR	GER	0 - 14
QF	ITA	2 - 11

NED - Netherlands

No	Name	Date of Birth	Competition Statistics							
			MP	G	PG	GC	YC	RC	SW	SL
1	Wessel VROON	30 JUN 2000	4							
2	Mats PEL	21 OCT 1996	4	1						
3	Stivo HOGERLE	18 JUN 1997	4	1						2
4	Dylan TOUGH	8 JUN 1994	4	3						
5	Remko van VLIET	16 MAR 1994	4							
6	Tjerk WEBBERS	30 AUG 1995	4	5					2	4
7	Jochem HOGERLE	26 MAY 1993	4	3						
8	Jort PEL	4 MAR 2001	4	1		1				
Coach: Michiel Joannes SCHREURS (NED)										

NED Played		
PR	ITA	1 - 7
PR	TPE	8 - 2
PR	ESP	5 - 6
QF	GER	0 - 5

Legend:							
CR5-8	Consolation Round 5-8	G	Goals	GC	Green Cards	Int'l. M.	International Matches
MP	Matches Played	No	Shirt Number	PG	Penalty Goals	PR	Preliminary Round
QF	Quarter Final	RC	Red Cards	SL	Sprints Lost	SW	Sprints Won
YC	Yellow Cards						

Timing and Results provided by  TISSOT





Game No.:18

Results

USA 2 vs 8 NED

1st Period: 1 - 4
2nd Period: 1 - 4

Referees: Elan WINTER (GBR) / Ivan FERNANDEZ CANALEJAS (ESP)

USA - United States of America

No	Name	G / S	%	PS	%	AS	S	Punishments			TP	
								GC	YC	RC		
1	Andrew IRVINE											4:51
2	Gavin HU											4:56
3	Marcos FOURQUET	0/1	0									14:01
4	Divan BARNARD											11:59
5	Sam REIFSNYDER	2/6	33					1				16:58
6	Peter HARGREAVES	0/2	0									17:41
9	Sasha IZMAILOV	0/4	0			2	2					20:00
10	Adam HUGO	0/1	0									9:34
Coach:		Mark POINDEXTER										
Total		2/14	14			2	2	1				

Running Score

USA - NED

1st Period	
0	: 1 TOUGH D.
0	: 2 TOUGH D.
0	: 3 PEL M.
1	: 3 REIFSNYDER S.
1	: 4 PEL J.
2nd Period	
1	: 5 HOGERLE S.
2	: 5 REIFSNYDER S.
2	: 6 PEL M.
2	: 7 VROON W.
2	: 8 VROON W.

NED - Netherlands

No	Name	G / S	%	PS	%	AS	S	Punishments			TP	
								GC	YC	RC		
1	Wessel VROON	2/2	100									15:36
2	Mats PEL	2/4	50			1						9:11
3	Stivo HOGERLE	1/3	33									13:27
4	Dylan TOUGH	2/2	100			1						10:53
5	Remko van VLIET						1					16:19
6	Tjerk WEBBERS	0/1	0			2						11:40
7	Jochem HOGERLE					2						9:29
8	Jort PEL	1/2	50									13:25
Coach:		Michiel Joannes SCHREURS										
Total		8/14	57			6	1					

Team Statistics	CS	%	BS	%	PS	%	FB	%	C	SW
United States of America	2/12	17	0/2	0					0	0
Netherlands	6/11	55					2/3	67	0	2

Legend:											
%	Efficiency	AS	Assists	BS	Background Shots	C	Corner	CS	Close Shots	FB	Fastbreaks
G/S	Goals/Shots	GC	Green Card	PS	Penalty Shots	RC	Red Card	S	Saves	SW	Sprints Won
YC	Yellow Card										

Timing and Results provided by TISSOT





Game No.:13

Start List

FRA vs TPE

Referees: Weishuo, Evan KONG (SGP) / Ezio AMBROSETTI (USA)

FRA - France

No	Name	Date of Birth	Competition Statistics								
			MP	G	PG	GC	YC	RC	SW	SL	
1	Alan LIGNEL	29 AUG 1997	3	1						2	
2	Baptiste COTTA	3 DEC 1993	3	3						4	
3	David LINET	2 NOV 1991	3	3							
4	Antoine le FLOCH DECORCHEMONT	16 MAY 1999	3	3							
5	Patrice BELAT	27 JAN 1990	3	1							
7	Clement KINDIG	17 JUL 1990	3	2							
8	Benoit RICHER	9 JUN 1994	3	1							
9	Christophe BELAT	27 FEB 1991	3	3							

Coach: Thomas BERTHELEMY (FRA) / Thomas BRETENOUX (FRA)

FRA Played		
PR	USA	11-0
PR	GER	3-1
PR	NZL	3-1


TPE - Chinese Taipei

No	Name	Date of Birth	Competition Statistics								
			MP	G	PG	GC	YC	RC	SW	SL	
1	Pin Han HUANG	16 APR 1998	3							3	3
2	Jhong-Lin CHAN	14 APR 2002	3								
3	Ching Hsien LU	16 JAN 1979	3	2							
5	Jyun Si SUNG	5 APR 1991	3			1					
6	Po-Hsiang CHAN	27 FEB 2002	3	1							
7	Shang Yung CHANG	21 SEP 1994	3	2							
8	Tzu Hsing CHAO	8 AUG 1995	3	1							
10	Rong da CHEN	19 SEP 1979	3	1							

Coach: Shih Fei CHENG (TPE)

TPE Played		
PR	ESP	3-3
PR	NED	2-8
PR	ITA	2-3

Legend:		
CR5-8	Consolation Round 5-8	
MP	Matches Played	
RC	Red Cards	
G	Goals	
No	Shirt Number	
SL	Sprints Lost	
GC	Green Cards	
PG	Penalty Goals	
SW	Sprints Won	
Int'l. M.	International Matches	
PR	Preliminary Round	
YC	Yellow Cards	

Timing and Results provided by 





Game No.:13

Results

FRA 9 vs 0 TPE

1st Period: 5 - 0
2nd Period: 4 - 0

Referees: Weishuo, Evan KONG (SGP) / Ezio AMBROSETTI (USA)

FRA - France

No	Name	G / S	%	PS	%	AS	S	Punishments			TP
								GC	YC	RC	
1	Alan LIGNEL	1/2	50			1					9:45
2	Baptiste COTTA	0/1	0								11:10
3	David LINET	2/3	67			1					14:18
4	Antoine le FLOCH DECORCHEMONT	2/2	100			1					13:43
5	Patrice BELAT										9:47
7	Clement KINDIG	2/2	100			1					10:13
8	Benoit RICHER	2/2	100								12:04
9	Christophe BELAT	0/1	0			1	2				19:00
Coach:		Thomas BRETENOUX									
Total		9/13	69			5	2				

Running Score

FRA - TPE

1st Period

LINET D.	1	: 0
RICHER B.	2	: 0
KINDIG C.	3	: 0
LIGNEL A.	4	: 0
LE FLOCH DECORCHEMONT A.	5	: 0

2nd Period


KINDIG C.	6	: 0
RICHER B.	7	: 0
LE FLOCH DECORCHEMONT A.	8	: 0
LINET D.	9	: 0

TPE - Chinese Taipei

No	Name	G / S	%	PS	%	AS	S	Punishments			TP
								GC	YC	RC	
1	Pin Han HUANG										9:28
2	Jhong-Lin CHAN						1				12:23
3	Ching Hsien LU	0/5	0								10:19
5	Jyun Si SUNG	0/2	0								13:55
6	Po-Hsiang CHAN	0/3	0								13:53
7	Shang Yung CHANG	0/1	0								18:13
8	Tzu Hsing CHAO	0/2	0								16:15
10	Rong da CHEN	0/1	0								5:34
Coach:		Shih Fei CHENG									
Total		0/14	0				1				

Team Statistics	CS	%	BS	%	PS	%	FB	%	C	SW
France	6/10	60					3/3	100	0	2
Chinese Taipei	0/14	0							0	0

Legend:											
%	Efficiency	AS	Assists	BS	Background Shots	C	Corner	CS	Close Shots	FB	Fastbreaks
G/S	Goals/Shots	GC	Green Card	PS	Penalty Shots	RC	Red Card	S	Saves	SW	Sprints Won
YC	Yellow Card										

Timing and Results provided by  TISSOT





Game No.:14

Start List

ITA vs USA

Referees: Marta BUGAJ (POL) / Stephen Jason WATTS (GBR)

ITA - Italy

No	Name	Date of Birth	Competition Statistics							
			MP	G	PG	GC	YC	RC	SW	SL
1	Andrea BERTELLONI	22 AUG 1989	3							
2	Edoardo CORVAIA	28 JUN 1990	3	2	1					
3	Davide NOVARA	9 DEC 1989	3	1		1				
5	Jan Erick HACK	22 FEB 1989	3	1						
6	Andrea ROMANO	19 SEP 1986	3							
7	Gianmarco EMANUELE	17 JUN 1991	3	3					4	1
9	Luca BELLINI	12 OCT 1982	3	6						
10	Andrea COSTAGLIOLA	3 NOV 1995	3	1						1
Coach: Rodolfo VASTOLA (ITA)										

ITA Played		
PR	NED	7 - 1
PR	ESP	4 - 3
PR	TPE	3 - 2

USA - United States of America

No	Name	Date of Birth	Competition Statistics							
			MP	G	PG	GC	YC	RC	SW	SL
1	Andrew IRVINE	3 APR 1980	3							
2	Gavin HU	28 JAN 1988	3							1
3	Marcos FOURQUET	17 MAY 2001	3	2						
4	Divan BARNARD	5 MAY 1983	3							1
5	Sam REIFSNYDER	3 APR 1990	3	1		1				3
6	Peter HARGREAVES	5 SEP 1986	3			1				1
9	Sasha IZMAILOV	19 JUN 1983	3							
10	Adam HUGO	17 APR 1997	3			1				
Coach: Mark POINDEXTER (USA)										

USA Played		
PR	FRA	0 - 11
PR	NZL	3 - 10
PR	GER	0 - 14

Legend:

CR5-8	Consolation Round 5-8	G	Goals	GC	Green Cards	Int'l. M.	International Matches
MP	Matches Played	No	Shirt Number	PG	Penalty Goals	PR	Preliminary Round
RC	Red Cards	SL	Sprints Lost	SW	Sprints Won	YC	Yellow Cards

Timing and Results provided by  TISSOT





Game No.:14

Results

ITA 11 vs 2 USA

1st Period: 5 - 0
2nd Period: 6 - 2

Referees: Marta BUGAJ (POL) / Stephen Jason WATTS (GBR)

ITA - Italy

No	Name	G / S	%	PS	%	AS	S	Punishments			TP
								GC	YC	RC	
1	Andrea BERTELLONI					1					9:24
2	Edoardo CORVAIA	1/2	50			2					9:23
3	Davide NOVARA	1/2	50								10:39
5	Jan Erick HACK	1/3	33			2					12:24
6	Andrea ROMANO						2				16:30
7	Gianmarco EMANUELE	3/4	75			1					15:30
9	Luca BELLINI	4/6	67			2					17:20
10	Andrea COSTAGLIOLA	1/2	50			2					8:50
Coach:		Rodolfo VASTOLA									
Total		11/19	58			10	2				

Running Score

ITA - USA


1st Period	
EMANUELE G.	1 : 0
COSTAGLIOLA A.	2 : 0
BELLINI L.	3 : 0
EMANUELE G.	4 : 0
CORVAIA E.	5 : 0
2nd Period	
BELLINI L.	6 : 0
BELLINI L.	7 : 0
NOVARA D.	8 : 0
	8 : 1 FOURQUET M.
BELLINI L.	9 : 1
	9 : 2 BARNARD D.
EMANUELE G.	10 : 2
HACK J.	11 : 2

USA - United States of America

No	Name	G / S	%	PS	%	AS	S	Punishments			TP
								GC	YC	RC	
1	Andrew IRVINE										3:30
2	Gavin HU	0/1	0								5:13
3	Marcos FOURQUET	1/3	33			1					13:24
4	Divan BARNARD	1/2	50								13:47
5	Sam REIFSNYDER	0/6	0				1				17:38
6	Peter HARGREAVES										16:37
9	Sasha IZMAILOV	0/3	0				2				20:00
10	Adam HUGO	0/1	0								9:51
Coach:		Mark POINDEXTER									
Total		2/16	13			1	3				

Team Statistics	CS	%	BS	%	PS	%	FB	%	C	SW
Italy	7/14	50	0/1	0			4/4	100	0	2
United States of America	0/11	0	0/3	0			2/2	100	0	0

Legend:											
%	Efficiency	AS	Assists	BS	Background Shots	C	Corner	CS	Close Shots	FB	Fastbreaks
G/S	Goals/Shots	GC	Green Card	PS	Penalty Shots	RC	Red Card	S	Saves	SW	Sprints Won
YC	Yellow Card										

Timing and Results provided by 





Game No.:15

Start List

GER vs NED

Referees: Elan WINTER (GBR) / Maurizio PELLI (ITA)

GER - Germany

No	Name	Date of Birth	Competition Statistics							
			MP	G	PG	GC	YC	RC	SW	SL
1	Julian Oskar PRESCHER	19 MAY 1995	3	2						
3	Lennart UNTERFELD	2 MAR 1995	3	2					2	1
4	Tim RIECKE	17 JUN 1999	3	4					1	2
5	Jonas GAUSELMANN	10 NOV 1989	3							
6	Arne Linus BECKMANN	7 JUN 1999	3	2		1				
7	René KIRCHHOFF	30 JUL 1999	3	4						
8	Jonas VIEREN	2 FEB 1990	3	5						
9	Marco HOPPSTOCK	13 FEB 1992	3	1						
Coach: Bjorn ZIROTZKI (GER)										

GER Played		
PR	NZL	5-3
PR	FRA	1-3
PR	USA	14-0

NED - Netherlands

No	Name	Date of Birth	Competition Statistics							
			MP	G	PG	GC	YC	RC	SW	SL
1	Wessel VROON	30 JUN 2000	3							
2	Mats PEL	21 OCT 1996	3	1						
3	Stivo HOGERLE	18 JUN 1997	3	1						2
4	Dylan TOUGH	8 JUN 1994	3	3						
5	Remko van VLIET	16 MAR 1994	3							
6	Tjerk WEBBERS	30 AUG 1995	3	5					2	2
7	Jochem HOGERLE	26 MAY 1993	3	3						
8	Jort PEL	4 MAR 2001	3	1		1				
Coach: Michiel Joannes SCHREURS (NED)										

NED Played		
PR	ITA	1-7
PR	TPE	8-2
PR	ESP	5-6

Legend:		
CR5-8	Consolation Round 5-8	
MP	Matches Played	G Goals
RC	Red Cards	No Shirt Number
		SL Sprints Lost
		GC Green Cards
		PG Penalty Goals
		SW Sprints Won
		Int'l. M. International Matches
		PR Preliminary Round
		YC Yellow Cards

Timing and Results provided by 





Game No.:15

Results

GER 5 vs 0 NED

1st Period: 2 - 0
2nd Period: 3 - 0

Referees: Elan WINTER (GBR) / Maurizio PELLI (ITA)

GER - Germany

No	Name	G / S	%	PS	%	AS	S	Punishments			TP
								GC	YC	RC	
1	Julian Oskar PRESCHER							1			14:41
3	Lennart UNTERFELD	0/1	0			1					16:01
4	Tim RIECKE	0/1	0					1			12:39
5	Jonas GAUSELMANN										6:36
6	Arne Linus BECKMANN	0/2	0								6:06
7	René KIRCHHOFF	3/4	75				4				16:19
8	Jonas VIEREN	1/3	33			2					13:37
9	Marco HOPPSTOCK	1/2	50								14:01
Coach:		Bjorn ZIROTZKI									
Total		5/13	38			3	4	2			

Running Score

GER - NED

1st Period	
KIRCHHOFF R.	1 : 0
KIRCHHOFF R.	2 : 0
2nd Period	
HOPPSTOCK M.	3 : 0
KIRCHHOFF R.	4 : 0
VIEREN J.	5 : 0

NED - Netherlands

No	Name	G / S	%	PS	%	AS	S	Punishments			TP
								GC	YC	RC	
1	Wessel VROON										3:27
2	Mats PEL	0/3	0				1				20:00
3	Stivo HOGERLE						1				10:17
4	Dylan TOUGH	0/4	0								14:19
5	Remko van VLIET	0/1	0				2				8:58
6	Tjerk WEBBERS	0/2	0								17:18
7	Jochem HOGERLE	0/4	0								17:53
8	Jort PEL	0/2	0								7:48
Coach:		Michiel Joannes SCHREURS									
Total		0/16	0				4				

Team Statistics	CS	%	BS	%	PS	%	FB	%	C	SW
Germany	5/12	42	0/1	0					0	2
Netherlands	0/16	0							0	0

Legend:

%	Efficiency	AS	Assists	BS	Background Shots	C	Corner	CS	Close Shots	FB	Fastbreaks
G/S	Goals/Shots	GC	Green Card	PS	Penalty Shots	RC	Red Card	S	Saves	SW	Sprints Won
YC	Yellow Card										

Timing and Results provided by  TISSOT



Game No.:16

Start List

ESP vs NZL

Referees: Stephen Jason WATTS (GBR) / Virginie BRACKEZ (FRA)

ESP - Spain

No	Name	Date of Birth	Competition Statistics							
			MP	G	PG	GC	YC	RC	SW	SL
1	Javier AREGO	20 SEP 2000	3							
2	Angel GORDO	18 AUG 1986	3	1						
3	Sergio CORBELLA	19 APR 1995	3	4					1	1
4	Samuel PARDAVILA	4 JUN 2000	3							
5	Ivan HOYO	16 OCT 1996	3							
7	Alejandro GORDO	2 APR 1990	3	3	1				2	2
9	Alejandro CASAL	4 DEC 1989	3	3						
10	Alejandro VALLS	22 APR 1995	3	1						
Coach: Americo CATARINO (FRA)										


ESP Played		
PR	TPE	3-3
PR	ITA	3-4
PR	NED	6-5

NZL - New Zealand

No	Name	Date of Birth	Competition Statistics							
			MP	G	PG	GC	YC	RC	SW	SL
1	Alex LOWEN	27 SEP 1991	3	2						
3	Cole HAWKINS	1 JUL 1998								
4	Jason DALZIELL	4 APR 1984	3							
5	Liam BOWDEN	22 APR 1999	3	2		1				
6	Nevan HADLEY	30 NOV 1992	3	6					3	3
7	Sam HAPETA	23 JAN 1995	3	2						
8	Josh VIVIAN	5 DEC 2000	3	1		1				
10	Phil MASSAROTTO	29 APR 2001	3	1						
Coach: Kyzen MACDONALD (NZL)										

NZL Played		
PR	GER	3-5
PR	USA	10-3
PR	FRA	1-3

Legend:		
CR5-8	Consolation Round 5-8	
MP	Matches Played	G Goals
RC	Red Cards	No Shirt Number
		SL Sprints Lost
		GC Green Cards
		PG Penalty Goals
		SW Sprints Won
		Int'l. M. International Matches
		PR Preliminary Round
		YC Yellow Cards

Timing and Results provided by 





Game No.:16

Results

ESP 4 vs 3 NZL

1st Period: 0 - 1
2nd Period: 3 - 2
1st Overtime: 1 - 0

Referees: Stephen Jason WATTS (GBR) / Virginie BRACKEZ (FRA)

ESP - Spain

No	Name	G / S	%	PS	%	AS	S	Punishments			TP
								GC	YC	RC	
1	Javier AREGO	1/1	100				3				20:49
2	Angel GORDO	1/2	50			2		1	1		21:50
3	Sergio CORBELLA	1/4	25								22:53
4	Samuel PARDAVILA							1			9:49
5	Ivan HOYO	0/3	0								12:08
7	Alejandro GORDO	0/2	0			1					5:31
9	Alejandro CASAL	1/5	20								22:33
10	Alejandro VALLS	0/1	0								9:27
Coach:		Americo CATARINO									
Total		4/18	22			3	3	2	1		

Running Score

ESP - NZL

1st Period

0 : 1 HAPETA S.

2nd Period

AREGO J. 1 : 1
CORBELLA S. 2 : 1
2 : 2 HAWKINS C.
2 : 3 BOWDEN L.
CASAL A. 3 : 3

1st Overtime


GORDO A. 4 : 3

NZL - New Zealand

No	Name	G / S	%	PS	%	AS	S	Punishments			TP
								GC	YC	RC	
1	Alex LOWEN					1					20:55
3	Cole HAWKINS	1/1	100					1			18:29
4	Jason DALZIELL										
5	Liam BOWDEN	1/3	33			1	2				25:00
6	Nevan HADLEY	0/4	0								21:58
7	Sam HAPETA	1/2	50	1/1	100						18:48
8	Josh VIVIAN	0/1	0								12:23
10	Phil MASSAROTTO	0/1	0								7:27
Coach:		Kyzen MACDONALD									
Total		3/12	25	1/1	100	2	2	1			

Team Statistics	CS	%	BS	%	PS	%	FB	%	C	SW
Spain	3/15	20	0/1	0			1/2	50	0	1
New Zealand	2/10	20	0/1	0	1/1	100			0	1

Legend:											
%	Efficiency	AS	Assists	BS	Background Shots	C	Corner	CS	Close Shots	FB	Fastbreaks
G/S	Goals/Shots	GC	Green Card	PS	Penalty Shots	RC	Red Card	S	Saves	SW	Sprints Won
YC	Yellow Card										

Timing and Results provided by 



Game No.:3

Start List

ITA vs NED

Referees: Virginie BRACKEZ (FRA) / Stephen Jason WATTS (GBR)

ITA - Italy

No	Name	Date of Birth	Competition Statistics							
			MP	G	PG	GC	YC	RC	SW	SL
1	Andrea BERTELLONI	22 AUG 1989								
2	Edoardo CORVAIA	28 JUN 1990								
3	Davide NOVARA	9 DEC 1989								
5	Jan Erick HACK	22 FEB 1989								
6	Andrea ROMANO	19 SEP 1986								
7	Gianmarco EMANUELE	17 JUN 1991								
9	Luca BELLINI	12 OCT 1982								
10	Andrea COSTAGLIOLA	3 NOV 1995								
Coach:		Rodolfo VASTOLA (ITA)								


ITA Played		
PR	NED	14 JUL
PR	ESP	15 JUL
PR	TPE	15 JUL

NED - Netherlands

No	Name	Date of Birth	Competition Statistics							
			MP	G	PG	GC	YC	RC	SW	SL
1	Wessel VROON	30 JUN 2000								
2	Mats PEL	21 OCT 1996								
3	Stivo HOGERLE	18 JUN 1997								
4	Dylan TOUGH	8 JUN 1994								
5	Remko van VLIET	16 MAR 1994								
6	Tjerk WEBBERS	30 AUG 1995								
7	Jochem HOGERLE	26 MAY 1993								
8	Jort PEL	4 MAR 2001								
Coach:		Michiel Joannes SCHREURS (NED)								

NED Played		
PR	ITA	14 JUL
PR	TPE	15 JUL
PR	ESP	15 JUL

Legend:		
CR5-8	Consolation Round 5-8	
MP	Matches Played	G Goals
RC	Red Cards	No Shirt Number
		SL Sprints Lost
		GC Green Cards
		PG Penalty Goals
		SW Sprints Won
		Int'l. M. International Matches
		PR Preliminary Round
		YC Yellow Cards

Timing and Results provided by  TISSOT





Game No.:3

Results

ITA 7 vs 1 NED

1st Period: 3 - 0
2nd Period: 4 - 1

Referees: Virginie BRACKEZ (FRA) / Stephen Jason WATTS (GBR)

ITA - Italy

No	Name	G / S	%	PS	%	AS	S	Punishments			TP	
								GC	YC	RC		
1	Andrea BERTELLONI											13:31
2	Edoardo CORVAIA	1/2	50	1/1	100							9:06
3	Davide NOVARA	1/3	33									12:34
5	Jan Erick HACK					1						10:55
6	Andrea ROMANO						3					16:43
7	Gianmarco EMANUELE	1/2	50									15:25
9	Luca BELLINI	3/6	50									16:22
10	Andrea COSTAGLIOLA	1/1	100									5:24
Coach:		Rodolfo VASTOLA										
Total		7/14	50	1/1	100	1	3					

Running Score

ITA - NED

1st Period
BELLINI L. 1 : 0
NOVARA D. 2 : 0
BELLINI L. 3 : 0


2nd Period
COSTAGLIOLA A. 4 : 0
4 : 1 HOGERLE J.
EMANUELE G. 5 : 1
BELLINI L. 6 : 1
CORVAIA E. 7 : 1

NED - Netherlands

No	Name	G / S	%	PS	%	AS	S	Punishments			TP	
								GC	YC	RC		
1	Wessel VROON	0/1	0									10:14
2	Mats PEL	0/3	0									16:55
3	Stivo HOGERLE	0/2	0									7:40
4	Dylan TOUGH	0/3	0			1						20:00
5	Remko van VLIET						2					8:31
6	Tjerk WEBBERS	0/2	0									12:05
7	Jochem HOGERLE	1/5	20									13:53
8	Jort PEL	0/2	0					1				10:42
Coach:		Michiel Joannes SCHREURS										
Total		1/18	6			1	2	1				

Team Statistics	CS	%	BS	%	PS	%	FB	%	C	SW
Italy	3/8	38	1/2	50	1/1	100	2/3	67	0	2
Netherlands	1/16	6	0/2	0					0	0

Legend:											
%	Efficiency	AS	Assists	BS	Background Shots	C	Corner	CS	Close Shots	FB	Fastbreaks
G/S	Goals/Shots	GC	Green Card	PS	Penalty Shots	RC	Red Card	S	Saves	SW	Sprints Won
YC	Yellow Card										

Timing and Results provided by  TISSOT





Game No.:4

Start List

ESP vs TPE

Referees: Weishuo, Evan KONG (SGP) / Ezio AMBROSETTI (USA)

ESP - Spain

No	Name	Date of Birth	Competition Statistics							
			MP	G	PG	GC	YC	RC	SW	SL
1	Javier AREGO	20 SEP 2000								
2	Angel GORDO	18 AUG 1986								
3	Sergio CORBELLA	19 APR 1995								
4	Samuel PARDAVILA	4 JUN 2000								
5	Ivan HOYO	16 OCT 1996								
7	Alejandro GORDO	2 APR 1990								
9	Alejandro CASAL	4 DEC 1989								
10	Alejandro VALLS	22 APR 1995								
Coach: Americo CATARINO (FRA)										


ESP Played		
PR	TPE	14 JUL
PR	ITA	15 JUL
PR	NED	15 JUL

TPE - Chinese Taipei

No	Name	Date of Birth	Competition Statistics							
			MP	G	PG	GC	YC	RC	SW	SL
1	Pin Han HUANG	16 APR 1998								
2	Jhong-Lin CHAN	14 APR 2002								
3	Ching Hsien LU	16 JAN 1979								
5	Jyun Si SUNG	5 APR 1991								
6	Po-Hsiang CHAN	27 FEB 2002								
7	Shang Yung CHANG	21 SEP 1994								
8	Tzu Hsing CHAO	8 AUG 1995								
10	Rong da CHEN	19 SEP 1979								
Coach: Shih Fei CHENG (TPE)										

TPE Played		
PR	ESP	14 JUL
PR	NED	15 JUL
PR	ITA	15 JUL

Legend:		
CR5-8	Consolation Round 5-8	
MP	Matches Played	G Goals
RC	Red Cards	No Shirt Number
		SL Sprints Lost
		GC Green Cards
		PG Penalty Goals
		SW Sprints Won
		Int'l. M. International Matches
		PR Preliminary Round
		YC Yellow Cards

Timing and Results provided by  TISSOT





Game No.:4

Results

ESP 3 vs 3 TPE

1st Period: 1 - 0
2nd Period: 2 - 3

Referees: Weishuo, Evan KONG (SGP) / Ezio AMBROSETTI (USA)

ESP - Spain

No	Name	G / S	%	PS	%	AS	S	Punishments			TP
								GC	YC	RC	
1	Javier AREGO	0/2	0				9				16:49
2	Angel GORDO	0/2	0				1				16:03
3	Sergio CORBELLA	0/2	0								10:52
4	Samuel PARDAVILA										7:52
5	Ivan HOYO										13:20
7	Alejandro GORDO	1/4	25	1/1	100						11:02
9	Alejandro CASAL	1/1	100								14:24
10	Alejandro VALLS	1/1	100								9:38
Coach:		Americo CATARINO									
Total		3/12	25	1/1	100		10				

Running Score

ESP - TPE

1st Period	
CASAL A.	1 : 0
2nd Period	
GORDO A.	2 : 0
	2 : 1 CHEN R.
	2 : 2 CHAO T.
VALLS A.	3 : 2
	3 : 3 CHANG S.

TPE - Chinese Taipei

No	Name	G / S	%	PS	%	AS	S	Punishments			TP
								GC	YC	RC	
1	Pin Han HUANG										3:35
2	Jhong-Lin CHAN	0/3	0								12:05
3	Ching Hsien LU	0/6	0				2				15:07
5	Jyun Si SUNG	0/1	0					1			12:55
6	Po-Hsiang CHAN	0/1	0								20:00
7	Shang Yung CHANG	1/4	25								19:39
8	Tzu Hsing CHAO	1/2	50								12:22
10	Rong da CHEN	1/1	100								4:17
Coach:		Shih Fei CHENG									
Total		3/18	17				2	1			

Team Statistics	CS	%	BS	%	PS	%	FB	%	C	SW
Spain	2/9	22	0/2	0	1/1	100			0	1
Chinese Taipei	3/16	19	0/2	0					0	1

Legend:											
%	Efficiency	AS	Assists	BS	Background Shots	C	Corner	CS	Close Shots	FB	Fastbreaks
G/S	Goals/Shots	GC	Green Card	PS	Penalty Shots	RC	Red Card	S	Saves	SW	Sprints Won
YC	Yellow Card										

Timing and Results provided by 





Game No.:7

Start List

ITA vs ESP

Referees: Weishuo, Evan KONG (SGP) / Virginie BRACKEZ (FRA)

ITA - Italy

No	Name	Date of Birth	Competition Statistics							
			MP	G	PG	GC	YC	RC	SW	SL
1	Andrea BERTELLONI	22 AUG 1989	1							
2	Edoardo CORVAIA	28 JUN 1990	1	1	1					
3	Davide NOVARA	9 DEC 1989	1	1						
5	Jan Erick HACK	22 FEB 1989	1							
6	Andrea ROMANO	19 SEP 1986	1							
7	Gianmarco EMANUELE	17 JUN 1991	1	1					2	
9	Luca BELLINI	12 OCT 1982	1	3						
10	Andrea COSTAGLIOLA	3 NOV 1995	1	1						
Coach: Rodolfo VASTOLA (ITA)										

ITA Played		
PR	NED	7 - 1
PR	ESP	15 JUL
PR	TPE	15 JUL

ESP - Spain

No	Name	Date of Birth	Competition Statistics							
			MP	G	PG	GC	YC	RC	SW	SL
1	Javier AREGO	20 SEP 2000	1							
2	Angel GORDO	18 AUG 1986	1							
3	Sergio CORBELLA	19 APR 1995	1							
4	Samuel PARDAVILA	4 JUN 2000	1							
5	Ivan HOYO	16 OCT 1996	1							
7	Alejandro GORDO	2 APR 1990	1	1	1				1	1
9	Alejandro CASAL	4 DEC 1989	1	1						
10	Alejandro VALLS	22 APR 1995	1	1						
Coach: Americo CATARINO (FRA)										

ESP Played		
PR	TPE	3 - 3
PR	ITA	15 JUL
PR	NED	15 JUL

Legend:		
CR5-8	Consolation Round 5-8	
MP	Matches Played	G Goals
RC	Red Cards	No Shirt Number
		SL Sprints Lost
		GC Green Cards
		PG Penalty Goals
		SW Sprints Won
		Int'l. M. International Matches
		PR Preliminary Round
		YC Yellow Cards

Timing and Results provided by 



Game No.:7

Results

ITA 4 vs 3 ESP

1st Period: 2 - 2
2nd Period: 2 - 1

Referees: Weishuo, Evan KONG (SGP) / Virginie BRACKEZ (FRA)

ITA - Italy

No	Name	G / S	%	PS	%	AS	S	Punishments			TP
								GC	YC	RC	
1	Andrea BERTELLONI	0/1	0			1					11:44
2	Edoardo CORVAIA	1/2	50								10:10
3	Davide NOVARA	0/2	0					1			14:26
5	Jan Erick HACK	0/2	0			1					9:37
6	Andrea ROMANO	0/2	0			1					14:36
7	Gianmarco EMANUELE	2/4	50								13:53
9	Luca BELLINI	1/3	33								18:32
10	Andrea COSTAGLIOLA	0/1	0			1					7:02
Coach:		Rodolfo VASTOLA									
Total		4/17	24			4		1			

Running Score

ITA - ESP

1st Period		
BELLINI L.	1 : 0	
EMANUELE G.	2 : 1	CORBELLA S.
	2 : 2	GORDO A.
2nd Period		
EMANUELE G.	3 : 2	
	3 : 3	GORDO A.
CORVAIA E.	4 : 3	

ESP - Spain

No	Name	G / S	%	PS	%	AS	S	Punishments			TP
								GC	YC	RC	
1	Javier AREGO	0/2	0				3				16:39
2	Angel GORDO	0/2	0								17:44
3	Sergio CORBELLA	1/2	50								9:10
4	Samuel PARDAVILA										6:38
5	Ivan HOYO	0/1	0			1					8:32
7	Alejandro GORDO	2/3	67								13:55
9	Alejandro CASAL	0/2	0			1	2				14:51
10	Alejandro VALLS										12:31
Coach:		Americo CATARINO									
Total		3/12	25			2	5				

Team Statistics	CS	%	BS	%	PS	%	FB	%	C	SW
Italy	4/16	25					0/1	0	0	1
Spain	3/12	25							0	1

Legend:	% Efficiency	AS Assists	BS Background Shots	C Corner	CS Close Shots	FB Fastbreaks
G/S Goals/Shots	GC Green Card	PS Penalty Shots	RC Red Card	S Saves	SW Sprints Won	
YC Yellow Card						

Timing and Results provided by  TISSOT





Game No.:8

Start List

NED vs TPE

Referees: Marta BUGAJ (POL) / Ezio AMBROSETTI (USA)

NED - Netherlands

No	Name	Date of Birth	Competition Statistics							
			MP	G	PG	GC	YC	RC	SW	SL
1	Wessel VROON	30 JUN 2000	1							
2	Mats PEL	21 OCT 1996	1							
3	Stivo HOGERLE	18 JUN 1997	1							1
4	Dylan TOUGH	8 JUN 1994	1							
5	Remko van VLIET	16 MAR 1994	1							
6	Tjerk WEBBERS	30 AUG 1995	1							1
7	Jochem HOGERLE	26 MAY 1993	1	1						
8	Jort PEL	4 MAR 2001	1			1				
Coach: Michiel Joannes SCHREURS (NED)										

NED Played		
PR	ITA	1 - 7
PR	TPE	15 JUL
PR	ESP	15 JUL

TPE - Chinese Taipei

No	Name	Date of Birth	Competition Statistics							
			MP	G	PG	GC	YC	RC	SW	SL
1	Pin Han HUANG	16 APR 1998	1							1
2	Jhong-Lin CHAN	14 APR 2002	1							
3	Ching Hsien LU	16 JAN 1979	1							
5	Jyun Si SUNG	5 APR 1991	1			1				
6	Po-Hsiang CHAN	27 FEB 2002	1							
7	Shang Yung CHANG	21 SEP 1994	1	1						
8	Tzu Hsing CHAO	8 AUG 1995	1	1						
10	Rong da CHEN	19 SEP 1979	1	1						
Coach: Shih Fei CHENG (TPE)										

TPE Played		
PR	ESP	3 - 3
PR	NED	15 JUL
PR	ITA	15 JUL

Legend:		
CR5-8	Consolation Round 5-8	
MP	Matches Played	G Goals
RC	Red Cards	No Shirt Number
		SL Sprints Lost
		GC Green Cards
		PG Penalty Goals
		SW Sprints Won
		Int'l. M. International Matches
		PR Preliminary Round
		YC Yellow Cards

Timing and Results provided by 





Game No.:8

Results

NED 8 vs 2 TPE

1st Period: 4 - 1

2nd Period: 4 - 1

Referees: Marta BUGAJ (POL) / Ezio AMBROSETTI (USA)

NED - Netherlands

No	Name	G / S	%	PS	%	AS	S	Punishments			TP
								GC	YC	RC	
1	Wessel VROON										6:13
2	Mats PEL	0/1	0			1					18:10
3	Stivo HÖGERLE	1/1	100								7:29
4	Dylan TOUGH	2/5	40								13:17
5	Remko van VLIET					3	3				15:53
6	Tjerk WEBBERS	4/5	80			2					11:45
7	Jochem HÖGERLE										15:11
8	Jort PEL	1/2	50								12:02
Coach:		Michiel Joannes SCHREURS									
Total		8/14	57			6	3				

Running Score

NED - TPE

1st Period	
WEBBERS T.	1 : 0
PEL J.	2 : 0
2	1 CHAN P.
WEBBERS T.	3 : 1
TOUGH D.	4 : 1
2nd Period	
HÖGERLE S.	5 : 1
WEBBERS T.	6 : 1
6	2 LU C.
WEBBERS T.	7 : 2
TOUGH D.	8 : 2

TPE - Chinese Taipei

No	Name	G / S	%	PS	%	AS	S	Punishments			TP
								GC	YC	RC	
1	Pin Han HUANG										7:46
2	Jhong-Lin CHAN	0/1	0				1				10:51
3	Ching Hsien LU	1/6	17								9:30
5	Jyun Si SUNG	0/1	0								10:29
6	Po-Hsiang CHAN	1/5	20			1					18:39
7	Shang Yung CHANG	0/2	0								19:12
8	Tzu Hsing CHAO										14:17
10	Rong da CHEN										9:16
Coach:		Shih Fei CHENG									
Total		2/15	13			1	1				

Team Statistics	CS	%	BS	%	PS	%	FB	%	C	SW
Netherlands	5/11	45	1/1	100			2/2	100	0	1
Chinese Taipei	2/13	15	0/2	0					0	1

Legend:											
%	Efficiency	AS	Assists	BS	Background Shots	C	Corner	CS	Close Shots	FB	Fastbreaks
G/S	Goals/Shots	GC	Green Card	PS	Penalty Shots	RC	Red Card	S	Saves	SW	Sprints Won
YC	Yellow Card										

Timing and Results provided by  TISSOT



Game No.:11

Start List

ITA vs TPE

Referees: Stephen Jason WATTS (GBR) / Elan WINTER (GBR)

ITA - Italy

No	Name	Date of Birth	Competition Statistics							
			MP	G	PG	GC	YC	RC	SW	SL
1	Andrea BERTELLONI	22 AUG 1989	1							
2	Edoardo CORVAIA	28 JUN 1990	1	1	1					
3	Davide NOVARA	9 DEC 1989	1	1						
5	Jan Erick HACK	22 FEB 1989	1							
6	Andrea ROMANO	19 SEP 1986	1							
7	Gianmarco EMANUELE	17 JUN 1991	1	1					2	
9	Luca BELLINI	12 OCT 1982	1	3						
10	Andrea COSTAGLIOLA	3 NOV 1995	1	1						
Coach: Rodolfo VASTOLA (ITA)										

ITA Played		
PR	NED	7 - 1
PR	ESP	15 JUL
PR	TPE	15 JUL

TPE - Chinese Taipei

No	Name	Date of Birth	Competition Statistics							
			MP	G	PG	GC	YC	RC	SW	SL
1	Pin Han HUANG	16 APR 1998	1						1	1
2	Jhong-Lin CHAN	14 APR 2002	1							
3	Ching Hsien LU	16 JAN 1979	1							
5	Jyun Si SUNG	5 APR 1991	1			1				
6	Po-Hsiang CHAN	27 FEB 2002	1							
7	Shang Yung CHANG	21 SEP 1994	1	1						
8	Tzu Hsing CHAO	8 AUG 1995	1	1						
10	Rong da CHEN	19 SEP 1979	1	1						
Coach: Shih Fei CHENG (TPE)										

TPE Played		
PR	ESP	3 - 3
PR	NED	15 JUL
PR	ITA	15 JUL

Legend:		
CR5-8	Consolation Round 5-8	
MP	Matches Played	G Goals
RC	Red Cards	No Shirt Number
		SL Sprints Lost
		GC Green Cards
		PG Penalty Goals
		SW Sprints Won
		Int'l. M. International Matches
		PR Preliminary Round
		YC Yellow Cards

Timing and Results provided by  TISSOT



Game No.:11

Results

ITA 3 vs 2 TPE

1st Period: 2 - 1
2nd Period: 1 - 1

Referees: Stephen Jason WATTS (GBR) / Elan WINTER (GBR)

ITA - Italy

No	Name	G / S	%	PS	%	AS	S	Punishments			TP
								GC	YC	RC	
1	Andrea BERTELLONI	0/1	0			1					15:00
2	Edoardo CORVAIA	0/1	0								8:33
3	Davide NOVARA	0/2	0								13:54
5	Jan Erick HACK	1/1	100								6:06
6	Andrea ROMANO						5				16:55
7	Gianmarco EMANUELE	0/1	0								13:54
9	Luca BELLINI	2/7	29								19:00
10	Andrea COSTAGLIOLA					1					6:38
Coach:		Rodolfo VASTOLA									
Total		3/13	23			2	5				

Running Score

ITA - TPE


1st Period	
BELLINI L.	1 : 0
HACK J.	2 : 0
	2 : 1 CHANG S.
2nd Period	
	2 : 2 LU C.
BELLINI L.	3 : 2

TPE - Chinese Taipei

No	Name	G / S	%	PS	%	AS	S	Punishments			TP
								GC	YC	RC	
1	Pin Han HUANG										8:21
2	Jhong-Lin CHAN						1				7:03
3	Ching Hsien LU	1/3	33				2				12:56
5	Jyun Si SUNG										11:04
6	Po-Hsiang CHAN					1					20:00
7	Shang Yung CHANG	1/8	13								18:38
8	Tzu Hsing CHAO	0/1	0			1					16:23
10	Rong da CHEN										5:35
Coach:		Shih Fei CHENG									
Total		2/12	17			2	3				

Team Statistics	CS	%	BS	%	PS	%	FB	%	C	SW
Italy	3/12	25					0/1	0	0	1
Chinese Taipei	2/12	17							0	1

Legend:											
%	Efficiency	AS	Assists	BS	Background Shots	C	Corner	CS	Close Shots	FB	Fastbreaks
G/S	Goals/Shots	GC	Green Card	PS	Penalty Shots	RC	Red Card	S	Saves	SW	Sprints Won
YC	Yellow Card										

Timing and Results provided by  TISSOT





Game No.:12

Start List

NED vs ESP

Referees: Virginie BRACKEZ (FRA) / Ezio AMBROSETTI (USA)

NED - Netherlands

No	Name	Date of Birth	Competition Statistics							
			MP	G	PG	GC	YC	RC	SW	SL
1	Wessel VROON	30 JUN 2000	1							
2	Mats PEL	21 OCT 1996	1							
3	Stivo HOGERLE	18 JUN 1997	1							1
4	Dylan TOUGH	8 JUN 1994	1							
5	Remko van VLIET	16 MAR 1994	1							
6	Tjerk WEBBERS	30 AUG 1995	1							1
7	Jochem HOGERLE	26 MAY 1993	1	1						
8	Jort PEL	4 MAR 2001	1			1				
Coach: Michiel Joannes SCHREURS (NED)										


NED Played		
PR	ITA	1 - 7
PR	TPE	15 JUL
PR	ESP	15 JUL

ESP - Spain

No	Name	Date of Birth	Competition Statistics							
			MP	G	PG	GC	YC	RC	SW	SL
1	Javier AREGO	20 SEP 2000	1							
2	Angel GORDO	18 AUG 1986	1							
3	Sergio CORBELLA	19 APR 1995	1							
4	Samuel PARDAVILA	4 JUN 2000	1							
5	Ivan HOYO	16 OCT 1996	1							
7	Alejandro GORDO	2 APR 1990	1	1	1				1	1
9	Alejandro CASAL	4 DEC 1989	1	1						
10	Alejandro VALLS	22 APR 1995	1	1						
Coach: Americo CATARINO (FRA)										

ESP Played		
PR	TPE	3 - 3
PR	ITA	15 JUL
PR	NED	15 JUL

Legend:		
CR5-8	Consolation Round 5-8	
MP	Matches Played	G Goals
RC	Red Cards	No Shirt Number
		SL Sprints Lost
		GC Green Cards
		PG Penalty Goals
		SW Sprints Won
		Int'l. M. International Matches
		PR Preliminary Round
		YC Yellow Cards

Timing and Results provided by  TISSOT





Game No.:12

Results

NED 5 vs 6 ESP

1st Period: 2 - 3
2nd Period: 3 - 3

Referees: Virginie BRACKEZ (FRA) / Ezio AMBROSETTI (USA)

NED - Netherlands

No	Name	G / S	%	PS	%	AS	S	Punishments			TP	
								GC	YC	RC		
1	Wessel VROON											2:13
2	Mats PEL	1/4	25									20:00
3	Stivo HÖGERLE					1						6:51
4	Dylan TOUGH	1/3	33									17:13
5	Remko van VLIET						4					10:33
6	Tjerk WEBBERS	1/3	33									13:18
7	Jochem HÖGERLE	2/5	40			2						17:41
8	Jort PEL	0/1	0									12:11
Coach:		Michiel Joannes SCHREURS										
Total		5/16	31			3	4					

Running Score

NED - ESP

1st Period	
0	: 1 GORDO A.
0	: 2 CORBELLA S.
1	: 2 PEL M.
1	: 3 CORBELLA S.
2	: 3 HÖGERLE J.
2nd Period	
2	: 4 CASAL A.
3	: 4 WEBBERS T.
4	: 4 TOUGH D.
4	: 5 CASAL A.
4	: 6 CORBELLA S.
5	: 6 HÖGERLE J.

ESP - Spain

No	Name	G / S	%	PS	%	AS	S	Punishments			TP	
								GC	YC	RC		
1	Javier AREGO	0/1	0				4					16:06
2	Angel GORDO	1/3	33									15:31
3	Sergio CORBELLA	3/4	75									12:54
4	Samuel PARDAVILA	0/1	0									12:49
5	Ivan HOYO	0/2	0			1						10:20
7	Alejandro GORDO	0/2	0			1						7:04
9	Alejandro CASAL	2/2	100			1						18:18
10	Alejandro VALLS	0/1	0									6:58
Coach:		Americo CATARINO										
Total		6/16	38			3	4					

Team Statistics	CS	%	BS	%	PS	%	FB	%	C	SW
Netherlands	4/14	29	1/2	50					0	1
Spain	5/14	36	0/1	0			1/1	100	0	1

Legend:											
%	Efficiency	AS	Assists	BS	Background Shots	C	Corner	CS	Close Shots	FB	Fastbreaks
G/S	Goals/Shots	GC	Green Card	PS	Penalty Shots	RC	Red Card	S	Saves	SW	Sprints Won
YC	Yellow Card										

Timing and Results provided by TISSOT





Game No.:1

Start List

GER vs NZL

Referees: Maurizio PELLI (ITA) / Elan WINTER (GBR)

GER - Germany

No	Name	Date of Birth	Competition Statistics							
			MP	G	PG	GC	YC	RC	SW	SL
1	Julian Oskar PRESCHER	19 MAY 1995								
3	Lennart UNTERFELD	2 MAR 1995								
4	Tim RIECKE	17 JUN 1999								
5	Jonas GAUSELMANN	10 NOV 1989								
6	Arne Linus BECKMANN	7 JUN 1999								
7	René KIRCHHOFF	30 JUL 1999								
8	Jonas VIEREN	2 FEB 1990								
9	Marco HOPPSTOCK	13 FEB 1992								
Coach: Bjorn TRUBNER (GER)										


GER Played		
PR	NZL	14 JUL
PR	FRA	15 JUL
PR	USA	15 JUL

NZL - New Zealand

No	Name	Date of Birth	Competition Statistics							
			MP	G	PG	GC	YC	RC	SW	SL
1	Alex LOWEN	27 SEP 1991								
4	Jason DALZIELL	4 APR 1984								
5	Liam BOWDEN	22 APR 1999								
6	Nevan HADLEY	30 NOV 1992								
7	Sam HAPETA	23 JAN 1995								
8	Josh VIVIAN	5 DEC 2000								
10	Phil MASSAROTTO	29 APR 2001								
Coach: Kyzen MACDONALD (NZL)										

NZL Played		
PR	GER	14 JUL
PR	USA	15 JUL
PR	FRA	15 JUL

Legend:		
CR5-8	Consolation Round 5-8	
MP	Matches Played	G Goals
RC	Red Cards	No Shirt Number
		SL Sprints Lost
		GC Green Cards
		PG Penalty Goals
		SW Sprints Won
		Int'l. M. International Matches
		PR Preliminary Round
		YC Yellow Cards

Timing and Results provided by  TISSOT





Game No.:1

Results

GER 5 vs 3 NZL

1st Period: 1 - 1
2nd Period: 4 - 2

Referees: Maurizio PELLI (ITA) / Elan WINTER (GBR)

GER - Germany

No	Name	G / S	%	PS	%	AS	S	Punishments			TP	
								GC	YC	RC		
1	Julian Oskar PRESCHER											11:51
3	Lennart UNTERFELD	2/3	67									9:04
4	Tim RIECKE	0/1	0									11:40
5	Jonas GAUSELMANN	0/2	0									8:09
6	Arne Linus BECKMANN	1/2	50						1			10:21
7	René KIRCHHOFF	1/4	25				2	2				17:59
8	Jonas VIEREN	1/1	100				2					17:29
9	Marco HOPPSTOCK	0/3	0									13:27
Coach:		Bjorn ZIROTZKI										
Total		5/16	31				4	2	1			

Running Score

GER - NZL

1st Period
0 : 1 HADLEY N.
UNTERFELD L. 1 : 1


2nd Period
1 : 2 LOWEN A.
VIEREN J. 2 : 2
UNTERFELD L. 3 : 2
KIRCHHOFF R. 4 : 2
4 : 3 HADLEY N.
BECKMANN A. 5 : 3

NZL - New Zealand

No	Name	G / S	%	PS	%	AS	S	Punishments			TP	
								GC	YC	RC		
1	Alex LOWEN	1/2	50				1					15:36
4	Jason DALZIELL	0/2	0									12:55
5	Liam BOWDEN	0/2	0			1	1					20:00
6	Nevan HADLEY	2/4	50									18:02
7	Sam HAPETA	0/2	0									14:03
8	Josh VIVIAN								1			10:54
10	Phil MASSAROTTO											8:30
Coach:		Kyzyn MACDONALD										
Total		3/12	25				1	2	2			

Team Statistics	CS	%	BS	%	PS	%	FB	%	C	SW
Germany	4/15	27					1/1	100	0	1
New Zealand	3/11	27	0/1	0					0	1

Legend:											
%	Efficiency	AS	Assists	BS	Background Shots	C	Corner	CS	Close Shots	FB	Fastbreaks
G/S	Goals/Shots	GC	Green Card	PS	Penalty Shots	RC	Red Card	S	Saves	SW	Sprints Won
YC	Yellow Card										

Timing and Results provided by  TISSOT





Game No.:2

Start List

FRA vs USA

Referees: Weishuo, Evan KONG (SGP) / Marta BUGAJ (POL)

FRA - France

No	Name	Date of Birth	Competition Statistics							
			MP	G	PG	GC	YC	RC	SW	SL
1	Alan LIGNEL	29 AUG 1997								
2	Baptiste COTTA	3 DEC 1993								
3	David LINET	2 NOV 1991								
4	Antoine le FLOCH DECORCHEMONT	16 MAY 1999								
5	Patrice BELAT	27 JAN 1990								
7	Clement KINDIG	17 JUL 1990								
8	Benoit RICHER	9 JUN 1994								
9	Christophe BELAT	27 FEB 1991								
Coach: Thomas BERTHELEMY (FRA) / Thomas BRETENOUX (FRA)										

FRA Played		
PR	USA	14 JUL
PR	GER	15 JUL
PR	NZL	15 JUL

USA - United States of America

No	Name	Date of Birth	Competition Statistics							
			MP	G	PG	GC	YC	RC	SW	SL
1	Andrew IRVINE	3 APR 1980								
2	Gavin HU	28 JAN 1988								
3	Marcos FOURQUET	17 MAY 2001								
4	Divan BARNARD	5 MAY 1983								
5	Sam REIFSNYDER	3 APR 1990								
6	Peter HARGREAVES	5 SEP 1986								
9	Sasha IZMAILOV	19 JUN 1983								
10	Adam HUGO	17 APR 1997								
Coach: Mark POINDEXTER (USA)										

USA Played		
PR	FRA	14 JUL
PR	NZL	15 JUL
PR	GER	15 JUL

Legend:		
CR5-8	Consolation Round 5-8	
MP	Matches Played	G Goals
RC	Red Cards	No Shirt Number
		SL Sprints Lost
		GC Green Cards
		PG Penalty Goals
		SW Sprints Won
		Int'l. M. International Matches
		PR Preliminary Round
		YC Yellow Cards

Timing and Results provided by 





Game No.:2

Results

FRA 11 vs 0 USA

1st Period: 5 - 0
2nd Period: 6 - 0

Referees: Weishuo, Evan KONG (SGP) / Marta BUGAJ (POL)

FRA - France

No	Name	G / S	%	PS	%	AS	S	Punishments			TP
								GC	YC	RC	
1	Alan LIGNEL					1					8:29
2	Baptiste COTTA	3/6	50	0/1	0						13:18
3	David LINET	1/2	50			2					15:07
4	Antoine le FLOCH DECORCHEMONT	3/3	100			1					9:17
5	Patrice BELAT	1/1	100								10:07
7	Clement KINDIG	2/5	40								12:05
8	Benoit RICHER	0/1	0								11:37
9	Christophe BELAT	1/1	100			5	6				20:00
Coach:		Thomas BRETENOUX									
Total		11/19	58	0/1	0	9	6				

Running Score

FRA - USA

1st Period	
LE FLOCH DECORCHEMONT A.	1 : 0
BELAT P.	2 : 0
LINET D.	3 : 0
KINDIG C.	4 : 0
LE FLOCH DECORCHEMONT A.	5 : 0
2nd Period	
COTTA B.	6 : 0
LE FLOCH DECORCHEMONT A.	7 : 0
BELAT C.	8 : 0
KINDIG C.	9 : 0
COTTA B.	10 : 0
COTTA B.	11 : 0

USA - United States of America

No	Name	G / S	%	PS	%	AS	S	Punishments			TP
								GC	YC	RC	
1	Andrew IRVINE	0/1	0								6:26
2	Gavin HU										3:37
3	Marcos FOURQUET	0/2	0				1				12:12
4	Divan BARNARD	0/1	0								11:31
5	Sam REIFSNYDER	0/8	0				1	1			20:00
6	Peter HARGREAVES	0/2	0					1			17:59
9	Sasha IZMAILOV	0/2	0				1				17:47
10	Adam HUGO							1			10:28
Coach:		Mark POINDEXTER									
Total		0/16	0				3	3			

Team Statistics	CS	%	BS	%	PS	%	FB	%	C	SW
France	8/11	73	0/4	0	0/1	0	3/3	100	0	2
United States of America	0/11	0	0/5	0					0	0

Legend:											
%	Efficiency	AS	Assists	BS	Background Shots	C	Corner	CS	Close Shots	FB	Fastbreaks
G/S	Goals/Shots	GC	Green Card	PS	Penalty Shots	RC	Red Card	S	Saves	SW	Sprints Won
YC	Yellow Card										

Timing and Results provided by TISSOT





Game No.:5

Start List

GER vs FRA

Referees: Maurizio PELLI (ITA) / Stephen Jason WATTS (GBR)

GER - Germany

No	Name	Date of Birth	Competition Statistics							
			MP	G	PG	GC	YC	RC	SW	SL
1	Julian Oskar PRESCHER	19 MAY 1995	1							
3	Lennart UNTERFELD	2 MAR 1995	1	2					1	
4	Tim RIECKE	17 JUN 1999	1							1
5	Jonas GAUSELMANN	10 NOV 1989	1							
6	Arne Linus BECKMANN	7 JUN 1999	1	1		1				
7	René KIRCHHOFF	30 JUL 1999	1	1						
8	Jonas VIEREN	2 FEB 1990	1	1						
9	Marco HOPPSTOCK	13 FEB 1992	1							
Coach: Bjorn ZIROTZKI (GER)										

GER Played		
PR	NZL	5 - 3
PR	FRA	15 JUL
PR	USA	15 JUL

FRA - France

No	Name	Date of Birth	Competition Statistics							
			MP	G	PG	GC	YC	RC	SW	SL
1	Alan LIGNEL	29 AUG 1997	1							
2	Baptiste COTTA	3 DEC 1993	1	3					2	
3	David LINET	2 NOV 1991	1	1						
4	Antoine le FLOCH DECORCHEMONT	16 MAY 1999	1	3						
5	Patrice BELAT	27 JAN 1990	1	1						
7	Clement KINDIG	17 JUL 1990	1	2						
8	Benoit RICHER	9 JUN 1994	1							
9	Christophe BELAT	27 FEB 1991	1	1						
Coach: Thomas BERTHELEMY (FRA) / Thomas BRETENOUX (FRA)										

FRA Played		
PR	USA	11 - 0
PR	GER	15 JUL
PR	NZL	15 JUL

Legend:		
CR5-8	Consolation Round 5-8	
MP	Matches Played	G Goals
RC	Red Cards	No Shirt Number
		SL Sprints Lost
		GC Green Cards
		PG Penalty Goals
		SW Sprints Won
		Int'l. M. International Matches
		PR Preliminary Round
		YC Yellow Cards

Timing and Results provided by 



Game No.:5

Results

GER 1 vs 3 FRA

1st Period: 0 - 2
2nd Period: 1 - 1

Referees: Maurizio PELLI (ITA) / Stephen Jason WATTS (GBR)

GER - Germany

No	Name	G / S	%	PS	%	AS	S	Punishments			TP	
								GC	YC	RC		
1	Julian Oskar PRESCHER											10:32
3	Lennart UNTERFELD	0/2	0									13:31
4	Tim RIECKE	1/2	50									13:31
5	Jonas GAUSELMANN											9:59
6	Arne Linus BECKMANN	0/2	0									6:36
7	René KIRCHHOFF	0/3	0				3					14:36
8	Jonas VIEREN	0/1	0			1						18:08
9	Marco HOPPSTOCK	0/1	0									13:07
Coach:		Bjorn ZIROTZKI										
Total		1/11	9			1	3					

Running Score

GER - FRA

1st Period

0 : 1 LIGNEL A.
0 : 2 LINET D.

2nd Period

0 : 3 BELAT C.
RIECKE T. 1 : 3

FRA - France

No	Name	G / S	%	PS	%	AS	S	Punishments			TP	
								GC	YC	RC		
1	Alan LIGNEL	1/1	100			1						11:28
2	Baptiste COTTA	0/2	0			1						15:18
3	David LINET	1/4	25			1						12:26
4	Antoine le FLOCH DECORCHEMONT	0/2	0									12:49
5	Patrice BELAT											10:20
7	Clement KINDIG											8:54
8	Benoit RICHER	0/1	0									13:56
9	Christophe BELAT	1/1	100				3					14:49
Coach:		Thomas BRETENOUX										
Total		3/11	27			3	3					

Team Statistics	CS	%	BS	%	PS	%	FB	%	C	SW
Germany	1/11	9							0	0
France	3/10	30	0/1	0					0	2

Legend:

%	Efficiency	AS	Assists	BS	Background Shots	C	Corner	CS	Close Shots	FB	Fastbreaks
G/S	Goals/Shots	GC	Green Card	PS	Penalty Shots	RC	Red Card	S	Saves	SW	Sprints Won
YC	Yellow Card										

Timing and Results provided by TISSOT





Game No.:6

Start List

NZL vs USA

Referees: Elan WINTER (GBR) / Marta BUGAJ (POL)

NZL - New Zealand

No	Name	Date of Birth	Competition Statistics							
			MP	G	PG	GC	YC	RC	SW	SL
1	Alex LOWEN	27 SEP 1991	1	1						
4	Jason DALZIELL	4 APR 1984	1							
5	Liam BOWDEN	22 APR 1999	1							
6	Nevan HADLEY	30 NOV 1992	1	2					1	1
7	Sam HAPETA	23 JAN 1995	1							
8	Josh VIVIAN	5 DEC 2000	1			1				
10	Phil MASSAROTTO	29 APR 2001	1							
Coach: Kyzen MACDONALD (NZL)										

NZL Played		
PR	GER	3 - 5
PR	USA	15 JUL
PR	FRA	15 JUL

USA - United States of America

No	Name	Date of Birth	Competition Statistics							
			MP	G	PG	GC	YC	RC	SW	SL
1	Andrew IRVINE	3 APR 1980	1							
2	Gavin HU	28 JAN 1988	1							
3	Marcos FOURQUET	17 MAY 2001	1							
4	Divan BARNARD	5 MAY 1983	1							
5	Sam REIFSNYDER	3 APR 1990	1			1				1
6	Peter HARGREAVES	5 SEP 1986	1			1				1
9	Sasha IZMAILOV	19 JUN 1983	1							
10	Adam HUGO	17 APR 1997	1			1				
Coach: Mark POINDEXTER (USA)										

USA Played		
PR	FRA	0 - 11
PR	NZL	15 JUL
PR	GER	15 JUL

Legend:		
CR5-8	Consolation Round 5-8	
MP	Matches Played	
RC	Red Cards	
G	Goals	
No	Shirt Number	
SL	Sprints Lost	
GC	Green Cards	
PG	Penalty Goals	
SW	Sprints Won	
Int'l. M.	International Matches	
PR	Preliminary Round	
YC	Yellow Cards	

Timing and Results provided by 





Game No.:6

Results

NZL 10 vs 3 USA

1st Period: 6 - 2
2nd Period: 4 - 1

Referees: Elan WINTER (GBR) / Marta BUGAJ (POL)

NZL - New Zealand

No	Name	G / S	%	PS	%	AS	S	Punishments			TP
								GC	YC	RC	
1	Alex LOWEN	1/3	33			1					12:06
4	Jason DALZIELL	0/1	0			3					16:31
5	Liam BOWDEN	1/2	50			3	4				20:00
6	Nevan HADLEY	4/6	67								12:18
7	Sam HAPETA	2/3	67			1					16:01
8	Josh VIVIAN	1/2	50								13:29
10	Phil MASSAROTTO	1/1	100								9:35
Coach:		Kyzen MACDONALD									
Total		10/18	56			8	4				

Running Score

NZL - USA

1st Period	
HAPETA S.	1 : 0
HADLEY N.	2 : 1 REIFSNYDER S.
HADLEY N.	3 : 1
LOWEN A.	4 : 1
HADLEY N.	5 : 1
VIVIAN J.	6 : 1
	6 : 2 FOURQUET M.

2nd Period

HAPETA S.	7 : 2
MASSAROTTO P.	8 : 2
BOWDEN L.	9 : 2
HADLEY N.	10 : 2
	10 : 3 FOURQUET M.

USA - United States of America

No	Name	G / S	%	PS	%	AS	S	Punishments			TP
								GC	YC	RC	
1	Andrew IRVINE										5:36
2	Gavin HU										6:05
3	Marcos FOURQUET	2/2	100								11:03
4	Divan BARNARD	0/2	0								11:19
5	Sam REIFSNYDER	1/5	20								17:22
6	Peter HARGREAVES	0/4	0								17:23
9	Sasha IZMAILOV	0/2	0			1	4				20:00
10	Adam HUGO										11:12
Coach:		Mark POINDEXTER									
Total		3/15	20			1	4				

Team Statistics	CS	%	BS	%	PS	%	FB	%	C	SW
New Zealand	9/17	53					1/1	100	0	2
United States of America	3/8	38	0/6	0			0/1	0	0	0

Legend:											
%	Efficiency	AS	Assists	BS	Background Shots	C	Corner	CS	Close Shots	FB	Fastbreaks
G/S	Goals/Shots	GC	Green Card	PS	Penalty Shots	RC	Red Card	S	Saves	SW	Sprints Won
YC	Yellow Card										

Timing and Results provided by TISSOT





Game No.:9

Start List

GER vs USA

Referees: Marta BUGAJ (POL) / Weishuo, Evan KONG (SGP)

GER - Germany

No	Name	Date of Birth	Competition Statistics							
			MP	G	PG	GC	YC	RC	SW	SL
1	Julian Oskar PRESCHER	19 MAY 1995	1							
3	Lennart UNTERFELD	2 MAR 1995	1	2					1	
4	Tim RIECKE	17 JUN 1999	1							1
5	Jonas GAUSELMANN	10 NOV 1989	1							
6	Arne Linus BECKMANN	7 JUN 1999	1	1		1				
7	René KIRCHHOFF	30 JUL 1999	1	1						
8	Jonas VIEREN	2 FEB 1990	1	1						
9	Marco HOPPSTOCK	13 FEB 1992	1							
Coach: Bjorn ZIROTZKI (GER)										


GER Played		
PR	NZL	5 - 3
PR	FRA	15 JUL
PR	USA	15 JUL

USA - United States of America

No	Name	Date of Birth	Competition Statistics							
			MP	G	PG	GC	YC	RC	SW	SL
1	Andrew IRVINE	3 APR 1980	1							
2	Gavin HU	28 JAN 1988	1							
3	Marcos FOURQUET	17 MAY 2001	1							
4	Divan BARNARD	5 MAY 1983	1							
5	Sam REIFSNYDER	3 APR 1990	1			1				1
6	Peter HARGREAVES	5 SEP 1986	1			1				1
9	Sasha IZMAILOV	19 JUN 1983	1							
10	Adam HUGO	17 APR 1997	1			1				
Coach: Mark POINDEXTER (USA)										

USA Played		
PR	FRA	0 - 11
PR	NZL	15 JUL
PR	GER	15 JUL

Legend:		
CR5-8	Consolation Round 5-8	
MP	Matches Played	G Goals
RC	Red Cards	No Shirt Number
		SL Sprints Lost
		GC Green Cards
		PG Penalty Goals
		SW Sprints Won
		Int'l. M. International Matches
		PR Preliminary Round
		YC Yellow Cards

Timing and Results provided by  TISSOT



Game No.:9

Results

GER 14 vs 0 USA

1st Period: 6 - 0
2nd Period: 8 - 0

Referees: Marta BUGAJ (POL) / Weishuo, Evan KONG (SGP)

GER - Germany

No	Name	G / S	%	PS	%	AS	S	Punishments			TP
								GC	YC	RC	
1	Julian Oskar PRESCHER	2/2	100			1					11:36
3	Lennart UNTERFELD					2					10:33
4	Tim RIECKE	3/4	75			1					13:03
5	Jonas GAUSELMANN	0/1	0								8:29
6	Arne Linus BECKMANN	1/2	50			1					8:49
7	René KIRCHHOFF	3/4	75			3	4				18:27
8	Jonas VIEREN	4/4	100								14:01
9	Marco HOPPSTOCK	1/3	33			3	1				15:02
Coach:		Bjorn ZIROTZKI									
Total		14/20	70			11	5				

Running Score

GER - USA

1st Period	
PRESCHER J.	1 : 0
KIRCHHOFF R.	2 : 0
KIRCHHOFF R.	3 : 0
PRESCHER J.	4 : 0
VIEREN J.	5 : 0
VIEREN J.	6 : 0
2nd Period	
RIECKE T.	7 : 0
VIEREN J.	8 : 0
HOPPSTOCK M.	9 : 0
BECKMANN A.	10 : 0
RIECKE T.	11 : 0
VIEREN J.	12 : 0
RIECKE T.	13 : 0
KIRCHHOFF R.	14 : 0

USA - United States of America

No	Name	G / S	%	PS	%	AS	S	Punishments			TP
								GC	YC	RC	
1	Andrew IRVINE										5:58
2	Gavin HU										7:34
3	Marcos FOURQUET	0/3	0								14:11
4	Divan BARNARD	0/1	0								10:04
5	Sam REIFSNYDER	0/8	0								19:01
6	Peter HARGREAVES	0/2	0								17:04
9	Sasha IZMAILOV	0/1	0				3				13:33
10	Adam HUGO	0/1	0								12:35
Coach:		Mark POINDEXTER									
Total		0/16	0				3				

Team Statistics	CS	%	BS	%	PS	%	FB	%	C	SW
Germany	11/16	69					3/4	75	0	2
United States of America	0/16	0							0	0

Legend:											
%	Efficiency	AS	Assists	BS	Background Shots	C	Corner	CS	Close Shots	FB	Fastbreaks
G/S	Goals/Shots	GC	Green Card	PS	Penalty Shots	RC	Red Card	S	Saves	SW	Sprints Won
YC	Yellow Card										

Timing and Results provided by  TISSOT





Game No.:10

Start List

NZL vs FRA

Referees: Ezio AMBROSETTI (USA) / Maurizio PELLI (ITA)

NZL - New Zealand

No	Name	Date of Birth	Competition Statistics							
			MP	G	PG	GC	YC	RC	SW	SL
1	Alex LOWEN	27 SEP 1991	1	1						
4	Jason DALZIELL	4 APR 1984	1							
5	Liam BOWDEN	22 APR 1999	1							
6	Nevan HADLEY	30 NOV 1992	1	2					1	1
7	Sam HAPETA	23 JAN 1995	1							
8	Josh VIVIAN	5 DEC 2000	1			1				
10	Phil MASSAROTTO	29 APR 2001	1							
Coach: Kyzen MACDONALD (NZL)										

NZL Played		
PR	GER	3 - 5
PR	USA	15 JUL
PR	FRA	15 JUL

FRA - France

No	Name	Date of Birth	Competition Statistics							
			MP	G	PG	GC	YC	RC	SW	SL
1	Alan LIGNEL	29 AUG 1997	1							
2	Baptiste COTTA	3 DEC 1993	1	3					2	
3	David LINET	2 NOV 1991	1	1						
4	Antoine le FLOCH DECORCHEMONT	16 MAY 1999	1	3						
5	Patrice BELAT	27 JAN 1990	1	1						
7	Clement KINDIG	17 JUL 1990	1	2						
8	Benoit RICHER	9 JUN 1994	1							
9	Christophe BELAT	27 FEB 1991	1	1						
Coach: Thomas BERTHELEMY (FRA) / Thomas BRETENOUX (FRA)										

FRA Played		
PR	USA	11 - 0
PR	GER	15 JUL
PR	NZL	15 JUL

Legend:		
CR5-8	Consolation Round 5-8	
MP	Matches Played	
RC	Red Cards	
G	Goals	
No	Shirt Number	
SL	Sprints Lost	
GC	Green Cards	
PG	Penalty Goals	
SW	Sprints Won	
Int'l. M.	International Matches	
PR	Preliminary Round	
YC	Yellow Cards	

Timing and Results provided by 





Game No.:10

Results

NZL 1 vs 3 FRA

1st Period: 1 - 1
2nd Period: 0 - 2

Referees: Ezio AMBROSETTI (USA) / Maurizio PELLI (ITA)

NZL - New Zealand

No	Name	G / S	%	PS	%	AS	S	Punishments			TP
								GC	YC	RC	
1	Alex LOWEN	0/1	0								15:46
4	Jason DALZIELL					1					7:49
5	Liam BOWDEN	1/3	33				2	1			20:00
6	Nevan HADLEY	0/3	0								16:07
7	Sam HAPETA	0/2	0								18:11
8	Josh VIVIAN										11:57
10	Phil MASSAROTTO										10:10
Coach:		Kyzen MACDONALD									
Total		1/9	11			1	2	1			

Running Score

NZL - FRA

1st Period
BOWDEN L. 1 : 0
1 : 1 BELAT C.

2nd Period
1 : 2 LINET D.
1 : 3 RICHER B.

FRA - France

No	Name	G / S	%	PS	%	AS	S	Punishments			TP
								GC	YC	RC	
1	Alan LIGNEL	0/1	0								8:19
2	Baptiste COTTA	0/4	0			1					15:46
3	David LINET	1/4	25								17:45
4	Antoine le FLOCH DECORCHEMONT					1					10:10
5	Patrice BELAT										7:46
7	Clement KINDIG	0/1	0								11:13
8	Benoit RICHER	1/4	25								11:58
9	Christophe BELAT	1/3	33			1	2				17:03
Coach:		Thomas BRETENOUX									
Total		3/17	18			3	2				

Team Statistics	CS	%	BS	%	PS	%	FB	%	C	SW
New Zealand	1/8	13	0/1	0					0	0
France	2/16	13					1/1	100	0	2

Legend:											
%	Efficiency	AS	Assists	BS	Background Shots	C	Corner	CS	Close Shots	FB	Fastbreaks
G/S	Goals/Shots	GC	Green Card	PS	Penalty Shots	RC	Red Card	S	Saves	SW	Sprints Won
YC	Yellow Card										

Timing and Results provided by  TISSOT



RESULTS BOOK



Canoe Polo

Women's





Team Roster

As of WED 13 JUL 2022

FRA - France

No.	Name	Date of Birth	Age
1	Eloise FRIGOT	8 NOV 1994	27
2	Melissa LEDORMEUR	2 JUL 1989	33
3	Marion ROBERT	30 AUG 2000	21
4	Claire MOAL (C)	3 APR 1992	30
5	Celeste LOUIS	12 APR 1999	23
6	Aline ROULLAND	15 JUL 1992	29
7	Clotilde LEMASLE	23 MAY 2000	22
8	Camille MEYER	15 APR 1999	23

Uniform colours Shirt

Team 1st Blue
Team 2nd White

Team Officials

Coach: Thomas RICHER (FRA)



Team Roster

As of THU 14 JUL 2022

GBR - Great Britain

No.	Name	Date of Birth	Age
1	Nicole HUDSON (C)	6 DEC 1998	23
3	Lucy BOYCE	16 JUL 1999	22
4	Sara LANAQ-MADDEN	15 JUN 2002	20
5	Beth LITTLEWOOD	11 JUL 1996	26
6	Rhian GRIFFITHS	14 JUL 1995	26
7	Kirsten LEE	23 MAY 1994	28
8	Katie HOWES	18 APR 2002	20
9	Amira RAOUDI	20 MAY 2000	22

Uniform colours Shirt

Team 1st Red
Team 2nd White

Team Officials

Coach: Leighton JAMES (GBR)



Team Roster

As of THU 14 JUL 2022

GER - Germany

No.	Name	Date of Birth	Age
1	Jill Lara RUTZEN	1 DEC 2000	21
2	Katharina Magdalena KRUSE	7 SEP 1990	31
3	Jule SCHWARZ	30 SEP 1999	22
5	Svenja SCHAEPER	6 APR 1995	27
6	Nele SCHMALENBACH	24 JUL 2003	18
7	Leonie WAGNER	2 MAY 1997	25
8	Hilke Sophie VOGT	29 APR 2000	22
10	Elena GILLES (C)	6 APR 1989	33

Uniform colours Shirt

Team 1st Black
Team 2nd White

Team Officials

Coach: Bjorn TRUBNER (GER)





Team Roster

As of THU 14 JUL 2022

ITA - Italy


No.	Name	Date of Birth	Age
1	Ada PRESTIPINO	27 AUG 1982	39
3	Martina ANASTASI	3 MAR 1988	34
4	Maddalena LAGO	13 SEP 1997	24
6	Roberta Elsa CATANIA (C)	12 JAN 1989	33
7	Chiara TREVISAN	15 FEB 1998	24
8	Silvia COGONI	3 OCT 1991	30
9	Giulia BUONVENGA	2 JUL 2001	21
10	Flavia LANDOLINA	31 AUG 1995	26

Uniform colours Shirt

Team 1st Blue
Team 2nd White

Team Officials

Coach: Francesca CIANCIO (ITA)

Timing and Results provided by  TISSOT

CPOWTEAM5.....C33_WITA 3

Report Created THU 14 JUL 2022 8:48

Page 1 / 1



REGIONS Protective



BlueCross BlueShield of Alabama





Team Roster

As of THU 14 JUL 2022

NED - Netherlands

No.	Name	Date of Birth	Age
1	Charlotte BAKKES (C)	24 SEP 1992	29
2	Selina DIJKSTRA	8 APR 2000	22
3	Alisha van den BERG	10 MAR 2002	20
4	Marijke DIJKMAN	24 AUG 1981	40
5	Linda van AS	11 AUG 1997	24
6	Marieke van HOFSLLOT	9 JUL 1999	23
7	Sarissa van VEENENDAAL	12 JAN 1995	27
8	Diewertje BINK	14 JUL 1987	34

Uniform colours **Shirt**
Team 1st Blue
Team 2nd Orange

Team Officials

Coach: Sytse van der ZWAN (NED)
Coach: Maartje SYPKENS (NED)



Team Roster

As of THU 14 JUL 2022

NZL - New Zealand

No.	Name	Date of Birth	Age
2	Klara RICHTER	24 SEP 1997	24
3	Emma SUTHERLAND	31 DEC 1987	34
4	Georgia WHEELER	16 NOV 1999	22
5	Julie BOLTON	12 APR 1990	32
6	Kate BOLTON (C)	30 APR 1984	38
7	Sophie WINTON	30 SEP 1993	28
9	Erin MOORE	12 APR 1990	32
10	Casey HALES	9 JUN 2000	22

Uniform colours Shirt

Team 1st Black
Team 2nd White

Team Officials

Coach: Freya HOGARTH (NZL)
Coach: Kyzen MACDONALD (NZL)





Team Roster

As of WED 13 JUL 2022

SGP - Singapore

No.	Name	Date of Birth	Age
1	Li Ling TAN (C)	24 MAY 1991	31
2	Kasxier LOW	30 MAR 1985	37
3	Shu Wen ONG	29 JAN 1984	38
4	Fang Hui LEOW	27 OCT 1990	31
5	Carmellia KIONG	8 OCT 1997	24
6	Konstanze KWEK	12 JUL 1997	25
7	Hui Xuan NG	2 DEC 1994	27

Uniform colours **Shirt**

Team 1st Black
Team 2nd White

Team Officials

Coach: Han Loong ONG (SGP)





Team Roster

As of WED 13 JUL 2022

USA - United States of America

No.	Name	Date of Birth	Age
1	Svetlana PLATONOVA	26 AUG 1984	37
2	Olly GOTEL	18 DEC 1967	54
4	Sarah McGARRITY	28 AUG 1988	33
5	Emily POZZI	15 SEP 1990	31
7	Stephanie SCHNORR (C)	15 AUG 1984	37
8	Carson Mary CHRUSCICKI	22 JAN 1996	26
9	Myrna LEWIS	10 NOV 1994	27
10	Tarika THIENAPIRAK	22 NOV 1991	30


Uniform colours Shirt

Team 1st White

Team 2nd Blue

Team Officials

Coach: Bill SCHOOLCRAFT (USA)

Timing and Results provided by  TISSOT

CPOWTEAM5.....C33_WUSA 2

Report Created WED 13 JUL 2022 19:16

Page 1 / 1





Tournament Summary

As of SUN 17 JUL 2022

Group A									
Rank	Teams	Pts	MP	Won	Ties	Lost	GF	GA	Diff.
1	FRA	7	3	2	1	0	21	5	16
2	GER	7	3	2	1	0	19	4	15
3	NZL	3	3	1	0	2	13	14	-1
4	USA	0	3	0	0	3	1	31	-30

Teams	FRA	GER	NZL	USA
FRA		2 - 2	9 - 2	10 - 1
GER	2 - 2		5 - 2	12 - 0
NZL	2 - 9	2 - 5		9 - 0
USA	1 - 10	0 - 12	0 - 9	

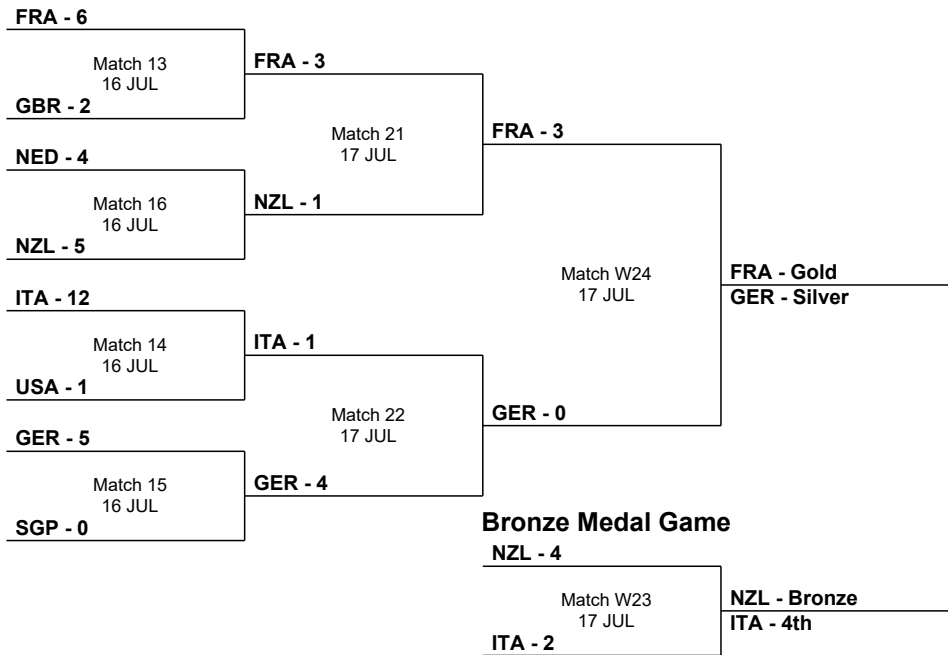
Group B									
Rank	Teams	Pts	MP	Won	Ties	Lost	GF	GA	Diff.
1	ITA	9	3	3	0	0	12	6	6
2	NED	6	3	2	0	1	11	8	3
3	SGP	3	3	1	0	2	10	12	-2
4	GBR	0	3	0	0	3	8	15	-7

Teams	ITA	NED	SGP	GBR
ITA		5 - 2	3 - 1	4 - 3
NED	2 - 5		4 - 3	5 - 0
SGP	1 - 3	3 - 4		6 - 5
GBR	3 - 4	0 - 5	5 - 6	

Quarterfinals

Semifinals

Gold Medal Game



Final Standings

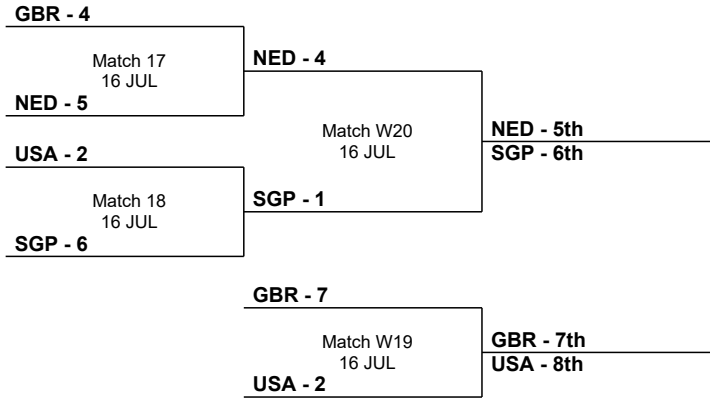
Medal	Rank	Team
Gold	1	FRA - France
Silver	2	GER - Germany
Bronze	3	NZL - New Zealand
	4	ITA - Italy
	5	NED - Netherlands
	6	SGP - Singapore
	7	GBR - Great Britain
	8	USA - United States of America




Tournament Summary

As of SUN 17 JUL 2022

Consolation Round 5-8



Legend:	Diff	Goal Difference	GA	Goals Against	GF	Goals For	MP	Matches Played	Pts	Points
---------	------	-----------------	----	---------------	----	-----------	----	----------------	-----	--------

Timing and Results provided by  TISSOT





Medallists (Team)

GOLD	SILVER	BRONZE
FRA - France Eloise FRIGOT Melissa LEDORMEUR Marion ROBERT Claire MOAL Celeste LOUIS Aline ROULLAND Clotilde LEMASLE Camille MEYER	GER - Germany Jill Lara RUTZEN Katharina Magdalena KRUSE Jule SCHWARZ Svenja SCHAEPER Nele SCHMALENBACH Leonie WAGNER Hilke Sophie VOGT Elena GILLES	NZL - New Zealand Klara RICHTER Emma SUTHERLAND Georgia WHEELER Julie BOLTON Kate BOLTON Sophie WINTON Erin MOORE Casey HALES



Game No.:19

Start List

GBR vs USA

Referees: Maurizio PELLI (ITA) / Virginie BRACKEZ (FRA)

GBR - Great Britain

No	Name	Date of Birth	Competition Statistics							
			MP	G	PG	GC	YC	RC	SW	SL
1	Nicole HUDSON	6 DEC 1998	5	2		2				
3	Lucy BOYCE	16 JUL 1999	5	2						
4	Sara LANAQ-MADDEN	15 JUN 2002	5	1		1				
5	Beth LITTLEWOOD	11 JUL 1996	5	4					4	6
6	Rhian GRIFFITHS	14 JUL 1995	5							
7	Kirsten LEE	23 MAY 1994	5	2						
8	Katie HOWES	18 APR 2002	5	3						
9	Amira RAOUDI	20 MAY 2000	5							1

Coach: Leighton JAMES (GBR)

GBR Played		
PR	NED	0-5
PR	ITA	3-4
PR	SGP	5-6
QF	FRA	2-6
CR5-8	NED	4-5

USA - United States of America

No	Name	Date of Birth	Competition Statistics							
			MP	G	PG	GC	YC	RC	SW	SL
1	Svetlana PLATONOVA	26 AUG 1984	5	3		1				
2	Olly GOTEL	18 DEC 1967	5						1	4
4	Sarah McGARRITY	28 AUG 1988	5							
5	Emily POZZI	15 SEP 1990	5	1						
7	Stephanie SCHNORR	15 AUG 1984	5							5
8	Carson Mary CHRUSCICKI	22 JAN 1996	5			1				
9	Myrna LEWIS	10 NOV 1994	5							
10	Tarika THIENAPIRAK	22 NOV 1991	5							

Coach: Bill SCHOOLCRAFT (USA)

USA Played		
PR	FRA	1-10
PR	NZL	0-9
PR	GER	0-12
QF	ITA	1-12
CR5-8	SGP	2-6

Legend:			
CR5-8	Consolation Round 5-8	G	Goals
MP	Matches Played	No	Shirt Number
QF	Quarter Final	RC	Red Cards
YC	Yellow Cards	GC	Green Cards
		PG	Penalty Goals
		SL	Sprints Lost
		Int'l. M.	International Matches
		PR	Preliminary Round
		SW	Sprints Won

Timing and Results provided by 



Game No.:19

Results

GBR 7 vs 2 USA

1st Period: 6 - 2
2nd Period: 1 - 0

Referees: Maurizio PELLI (ITA) / Virginie BRACKEZ (FRA)

GBR - Great Britain

No	Name	G / S	%	PS	%	AS	S	Punishments			TP
								GC	YC	RC	
1	Nicole HUDSON	2/3	67								16:10
3	Lucy BOYCE	1/1	100								11:24
4	Sara LANA-MADDEN	0/1	0					1			15:22
5	Beth LITTLEWOOD	0/4	0			2					17:27
6	Rhian GRIFFITHS					1					7:42
7	Kirsten LEE										5:12
8	Katie HOWES	1/2	50			1	2	1			20:00
9	Amira RAOUDI	3/3	100			1					6:43
Coach:		Leighton JAMES									
Total		7/14	50			5	2	2			

Running Score

GBR - USA

1st Period	
HOWES K.	1 : 0
HUDSON N.	2 : 0
RAOUDI A.	3 : 0
RAOUDI A.	4 : 0
	4 : 1 POZZI E.
BOYCE L.	5 : 1
	5 : 2 PLATONOVA S.
HUDSON N.	6 : 2

2nd Period

RAOUDI A. 7 : 2


USA - United States of America

No	Name	G / S	%	PS	%	AS	S	Punishments			TP
								GC	YC	RC	
1	Svetlana PLATONOVA	1/3	33								19:29
2	Olyy GOTEL	0/1	0			2					20:00
4	Sarah McGARRITY										2:33
5	Emily POZZI	1/2	50								17:54
7	Stephanie SCHNORR	0/4	0	0/1	0						17:58
8	Carson Mary CHRUSCICKI	0/1	0				1				11:39
9	Myrna LEWIS										2:06
10	Tarika THIENAPIRAK	0/1	0				1				8:21
Coach:		Bill SCHOOLCRAFT									
Total		2/12	17	0/1	0	2	2				

Team Statistics	CS	%	BS	%	PS	%	FB	%	C	SW
Great Britain	6/13	46					1/1	100	0	1
United States of America	2/11	18			0/1	0			0	1

Legend:

%	Efficiency	AS	Assists	BS	Background Shots	C	Corner	CS	Close Shots	FB	Fastbreaks
G/S	Goals/Shots	GC	Green Card	PS	Penalty Shots	RC	Red Card	S	Saves	SW	Sprints Won
YC	Yellow Card										

Timing and Results provided by  TISSOT



Game No.:20

Start List

NED vs SGP

Referees: Marta BUGAJ (POL) / Ezio AMBROSETTI (USA)

NED - Netherlands

No	Name	Date of Birth	Competition Statistics							
			MP	G	PG	GC	YC	RC	SW	SL
1	Charlotte BAKKES	24 SEP 1992	5	5	1	1				
2	Selina DIJKSTRA	8 APR 2000	5						4	1
3	Alisha van den BERG	10 MAR 2002	5	5						
4	Marijke DIJKMAN	24 AUG 1981	5	4						
5	Linda van AS	11 AUG 1997	5	2					2	4
6	Marieke van HOFSLLOT	9 JUL 1999	5							
7	Sarissa van VEENENDAAL	12 JAN 1995	5	3						
8	Diewertje BINK	14 JUL 1987	5	1						

Coach: Sytse van der ZWAN (NED) / Maartje SYPKENS (NED)

NED Played		
PR	GBR	5-0
PR	SGP	4-3
PR	ITA	2-5
QF	NZL	4-5
CR5-8	GBR	5-4

SGP - Singapore

No	Name	Date of Birth	Competition Statistics							
			MP	G	PG	GC	YC	RC	SW	SL
1	Li Ling TAN	24 MAY 1991	5	3		1				
2	Kasxier LOW	30 MAR 1985	5			1			3	7
3	Shu Wen ONG	29 JAN 1984	5							
4	Fang Hui LEOW	27 OCT 1990	5	9						
5	Carmellia KIONG	8 OCT 1997	5							
6	Konstanze KWEK	12 JUL 1997	5	4						
7	Hui Xuan NG	2 DEC 1994	5							

Coach: Han Loong ONG (SGP)

SGP Played		
PR	ITA	1-3
PR	NED	3-4
PR	GBR	6-5
QF	GER	0-5
CR5-8	USA	6-2

Legend:			
CR5-8	Consolation Round 5-8	G	Goals
MP	Matches Played	No	Shirt Number
QF	Quarter Final	RC	Red Cards
YC	Yellow Cards	GC	Green Cards
		PG	Penalty Goals
		SL	Sprints Lost
		Int'l. M.	International Matches
		PR	Preliminary Round
		SW	Sprints Won

Timing and Results provided by  TISSOT



Game No.:20

Results

NED 4 vs 1 SGP

1st Period: 1 - 0
2nd Period: 3 - 1

Referees: Marta BUGAJ (POL) / Ezio AMBROSETTI (USA)

NED - Netherlands

No	Name	G / S	%	PS	%	AS	S	Punishments			TP
								GC	YC	RC	
1	Charlotte BAKKES	0/2	0								18:04
2	Selina DIJKSTRA										8:50
3	Alisha van den BERG	1/5	20								17:26
4	Marijke DIJKMAN	0/2	0								11:41
5	Linda van AS	1/1	100								12:50
6	Marieke van HOFSLLOT	1/2	50				2				8:57
7	Sarissa van VEENENDAAL	1/2	50				2				12:16
8	Diewertje BINK	0/1	0								9:56
Coach:		Maartje SYPKENS									
Total		4/15	27				4				

Running Score

NED - SGP


1st Period	
VAN VEENENDAAL S.	1 : 0
2nd Period	
VAN DEN BERG A.	2 : 0
VAN HOFSLLOT M.	3 : 1 TAN L.
VAN AS L.	4 : 1

SGP - Singapore

No	Name	G / S	%	PS	%	AS	S	Punishments			TP
								GC	YC	RC	
1	Li Ling TAN	1/5	20				1				18:28
2	Kasxier LOW	0/2	0				1				13:18
3	Shu Wen ONG	0/1	0								17:44
4	Fang Hui LEOW	0/3	0					1			20:00
5	Carmellia KIONG	0/1	0				1				4:39
6	Konstanze KWEK	0/5	0								16:44
7	Hui Xuan NG	0/1	0								9:07
Coach:		Han Loong ONG									
Total		1/18	6				3	1			

Team Statistics	CS	%	BS	%	PS	%	FB	%	C	SW
Netherlands	3/11	27	0/3	0			1/1	100	0	1
Singapore	1/17	6	0/1	0					0	1

Legend:	% Efficiency	AS Assists	BS Background Shots	C Corner	CS Close Shots	FB Fastbreaks
G/S Goals/Shots	GC Green Card	PS Penalty Shots	RC Red Card	S Saves	SW Sprints Won	
YC Yellow Card						

Timing and Results provided by  TISSOT



Game No.:23

Start List

NZL vs ITA

Referees: Marta BUGAJ (POL) / Ezio AMBROSETTI (USA)

NZL - New Zealand

No	Name	Date of Birth	Competition Statistics							
			MP	G	PG	GC	YC	RC	SW	SL
2	Klara RICHTER	24 SEP 1997	5	2						
3	Emma SUTHERLAND	31 DEC 1987	5			1				
4	Georgia WHEELER	16 NOV 1999	5	6	1					1
5	Julie BOLTON	12 APR 1990	5	1		1				
6	Kate BOLTON	30 APR 1984	5	1						
7	Sophie WINTON	30 SEP 1993	5	1					3	2
9	Erin MOORE	12 APR 1990	5	4						
10	Casey HALES	9 JUN 2000	5	4		1			2	2
Coach: Freya HOGARTH (NZL)										


NZL Played		
PR	GER	2-5
PR	USA	9-0
PR	FRA	2-9
QF	NED	5-4
SF	FRA	1-3

ITA - Italy

No	Name	Date of Birth	Competition Statistics							
			MP	G	PG	GC	YC	RC	SW	SL
1	Ada PRESTIPINO	27 AUG 1982	5	4						
3	Martina ANASTASI	3 MAR 1988	5	2						
4	Maddalena LAGO	13 SEP 1997	5	2						
6	Roberta Elsa CATANIA	12 JAN 1989	5	8					4	2
7	Chiara TREVISAN	15 FEB 1998	5	1						
8	Silvia COGONI	3 OCT 1991	5	1		1			2	1
9	Giulia BUONVENGA	2 JUL 2001	5	3					1	
10	Flavia LANDOLINA	31 AUG 1995	5	4						
Coach: Francesca CIANCIO (ITA)										

ITA Played		
PR	SGP	3-1
PR	GBR	4-3
PR	NED	5-2
QF	USA	12-1
SF	GER	1-4

Legend:				
CR5-8	Consolation Round 5-8	G Goals	GC Green Cards	Int'l. M. International Matches
MP	Matches Played	No Shirt Number	PG Penalty Goals	PR Preliminary Round
QF	Quarter Final	RC Red Cards	SF SemiFinal	SL Sprints Lost
SW	Sprints Won	YC Yellow Cards		

Timing and Results provided by  TISSOT





Game No.:23

Results

NZL 4 vs 2 ITA

1st Period: 2 - 1
2nd Period: 2 - 1

Referees: Marta BUGAJ (POL) / Ezio AMBROSETTI (USA)

NZL - New Zealand

No	Name	G / S	%	PS	%	AS	S	Punishments			TP
								GC	YC	RC	
2	Klara RICHTER	1/1	100								12:21
3	Emma SUTHERLAND										7:52
4	Georgia WHEELER	0/3	0			1	1				10:15
5	Julie BOLTON	1/1	100								18:44
6	Kate BOLTON	0/2	0			1	7				16:53
7	Sophie WINTON	0/1	0								6:35
9	Erin MOORE	1/2	50				1				17:15
10	Casey HALES	1/1	100								10:05
Coach:		Freya HOGARTH									
Total		4/11	36			2	9				

Running Score

NZL - ITA

1st Period
BOLTON J. 1 : 0
HALES C. 2 : 0
2 : 1 LAGO M.

2nd Period
2 : 2 COGONI S.
MOORE E. 3 : 2
RICHTER K. 4 : 2

ITA - Italy

No	Name	G / S	%	PS	%	AS	S	Punishments			TP
								GC	YC	RC	
1	Ada PRESTIPINO	0/2	0			1					10:51
3	Martina ANASTASI										5:48
4	Maddalena LAGO	1/3	33				3				12:16
6	Roberta Elsa CATANIA	0/2	0								20:00
7	Chiara TREVISAN										10:08
8	Silvia COGONI	1/7	14								18:17
9	Giulia BUONVenga	0/1	0			1					9:27
10	Flavia LANDOLINA	0/4	0								13:13
Coach:		Francesca CIANCIO									
Total		2/19	11			2	3				

Team Statistics	CS	%	BS	%	PS	%	FB	%	C	SW
New Zealand	3/8	38	0/2	0			1/1	100	0	0
Italy	2/17	12	0/2	0					0	2

Legend:											
%	Efficiency	AS	Assists	BS	Background Shots	C	Corner	CS	Close Shots	FB	Fastbreaks
G/S	Goals/Shots	GC	Green Card	PS	Penalty Shots	RC	Red Card	S	Saves	SW	Sprints Won
YC	Yellow Card										

Timing and Results provided by 



Game No.:24

Start List

FRA vs GER

Referees: Elan WINTER (GBR) / Maurizio PELLI (ITA)

FRA - France

No	Name	Date of Birth	Competition Statistics							
			MP	G	PG	GC	YC	RC	SW	SL
1	Eloise FRIGOT	8 NOV 1994	5	1						
2	Melissa LEDORMEUR	2 JUL 1989	5	5					5	
3	Marion ROBERT	30 AUG 2000	5	3		1				
4	Claire MOAL	3 APR 1992	5	4						
5	Celeste LOUIS	12 APR 1999	5	1						
6	Aline ROULLAND	15 JUL 1992	5	7		1			4	1
7	Clotilde LEMASLE	23 MAY 2000	5	8						
8	Camille MEYER	15 APR 1999	5	1	1					
Coach: Thomas RICHER (FRA)										


FRA Played		
PR	USA	10 - 1
PR	GER	2 - 2
PR	NZL	9 - 2
QF	GBR	6 - 2
SF	NZL	3 - 1

GER - Germany

No	Name	Date of Birth	Competition Statistics							
			MP	G	PG	GC	YC	RC	SW	SL
1	Jill Lara RUTZEN	1 DEC 2000	5							
2	Katharina Magdalena KRUSE	7 SEP 1990	5	3						
3	Jule SCHWARZ	30 SEP 1999	5	7		1				
5	Svenja SCHAEPER	6 APR 1995	5	4						
6	Nele SCHMALENBACH	24 JUL 2003	5	5					1	1
7	Leonie WAGNER	2 MAY 1997	5	6					5	2
8	Hilke Sophie VOGT	29 APR 2000	5	2						
10	Elena GILLES	6 APR 1989	5	1						1
Coach: Bjorn TRUBNER (GER)										

GER Played		
PR	NZL	5 - 2
PR	FRA	2 - 2
PR	USA	12 - 0
QF	SGP	5 - 0
SF	ITA	4 - 1

Legend:				
CR5-8	Consolation Round 5-8	G Goals	GC Green Cards	Int'l. M. International Matches
MP	Matches Played	No Shirt Number	PG Penalty Goals	PR Preliminary Round
QF	Quarter Final	RC Red Cards	SF SemiFinal	SL Sprints Lost
SW	Sprints Won	YC Yellow Cards		

Timing and Results provided by 



Game No.:24

Results

FRA 3 vs 0 GER

1st Period: 0 - 0
2nd Period: 3 - 0

Referees: Elan WINTER (GBR) / Maurizio PELLI (ITA)

FRA - France

No	Name	G / S	%	PS	%	AS	S	Punishments			TP
								GC	YC	RC	
1	Eloise FRIGOT	1/2	50								10:49
2	Melissa LEDORMEUR										8:52
3	Marion ROBERT					1					11:02
4	Claire MOAL	0/1	0					1			14:43
5	Celeste LOUIS						5				16:38
6	Aline ROULLAND	1/3	33								13:06
7	Clotilde LEMASLE	0/3	0			1					16:42
8	Camille MEYER	1/1	100			1					8:08
Coach:		Thomas RICHER									
Total		3/10	30			3	5	1			

Running Score

FRA - GER


2nd Period
FRIGOT E. 1 : 0
ROULLAND A. 2 : 0
MEYER C. 3 : 0

GER - Germany

No	Name	G / S	%	PS	%	AS	S	Punishments			TP
								GC	YC	RC	
1	Jill Lara RUTZEN	0/2	0				3				12:40
2	Katharina Magdalena KRUSE	0/2	0								13:24
3	Jule SCHWARZ	0/2	0								12:13
5	Svenja SCHAEFER	0/2	0								10:40
6	Nele SCHMALENBACH	0/1	0	0/1	0			1			12:42
7	Leonie WAGNER	0/3	0								16:35
8	Hilke Sophie VOGT	0/1	0								10:44
10	Elena GILLES										11:02
Coach:		Bjorn TRUBNER									
Total		0/13	0	0/1	0		3	1			

Team Statistics	CS	%	BS	%	PS	%	FB	%	C	SW
France	3/10	30							0	0
Germany	0/10	0	0/2	0	0/1	0			0	2

Legend:											
%	Efficiency	AS	Assists	BS	Background Shots	C	Corner	CS	Close Shots	FB	Fastbreaks
G/S	Goals/Shots	GC	Green Card	PS	Penalty Shots	RC	Red Card	S	Saves	SW	Sprints Won
YC	Yellow Card										

Timing and Results provided by 





Game No.:21

Start List

FRA vs NZL

Referees: Ezio AMBROSETTI (USA) / Elan WINTER (GBR)

FRA - France

No	Name	Date of Birth	Competition Statistics							
			MP	G	PG	GC	YC	RC	SW	SL
1	Eloise FRIGOT	8 NOV 1994	4	1						
2	Melissa LEDORMEUR	2 JUL 1989	4	5					4	
3	Marion ROBERT	30 AUG 2000	4	3		1				
4	Claire MOAL	3 APR 1992	4	2						
5	Celeste LOUIS	12 APR 1999	4	1						
6	Aline ROULLAND	15 JUL 1992	4	6		1			3	1
7	Clotilde LEMASLE	23 MAY 2000	4	8						
8	Camille MEYER	15 APR 1999	4	1	1					
Coach: Thomas RICHER (FRA)										

FRA Played		
PR	USA	10 - 1
PR	GER	2 - 2
PR	NZL	9 - 2
QF	GBR	6 - 2

NZL - New Zealand

No	Name	Date of Birth	Competition Statistics							
			MP	G	PG	GC	YC	RC	SW	SL
2	Klara RICHTER	24 SEP 1997	4	2						
3	Emma SUTHERLAND	31 DEC 1987	4			1				
4	Georgia WHEELER	16 NOV 1999	4	5	1					1
5	Julie BOLTON	12 APR 1990	4	1		1				
6	Kate BOLTON	30 APR 1984	4	1						
7	Sophie WINTON	30 SEP 1993	4	1					3	1
9	Erin MOORE	12 APR 1990	4	4						
10	Casey HALES	9 JUN 2000	4	4		1			2	1
Coach: Freya HOGARTH (NZL)										

NZL Played		
PR	GER	2 - 5
PR	USA	9 - 0
PR	FRA	2 - 9
QF	NED	5 - 4

Legend:			
CR5-8	Consolation Round 5-8	G	Goals
MP	Matches Played	No	Shirt Number
QF	Quarter Final	RC	Red Cards
YC	Yellow Cards	GC	Green Cards
		PG	Penalty Goals
		SL	Sprints Lost
		Int'l. M.	International Matches
		PR	Preliminary Round
		SW	Sprints Won

Timing and Results provided by 





Game No.:21

Results

FRA 3 vs 1 NZL

1st Period: 3 - 1
2nd Period: 0 - 0

Referees: Ezio AMBROSETTI (USA) / Elan WINTER (GBR)

FRA - France

No	Name	G / S	%	PS	%	AS	S	Punishments			TP	
								GC	YC	RC		
1	Eloise FRIGOT											11:51
2	Melissa LEDORMEUR					1						12:12
3	Marion ROBERT	0/1	0									12:40
4	Claire MOAL	2/2	100									10:22
5	Celeste LOUIS	0/2	0			1	9					19:03
6	Aline ROULLAND	1/1	100									10:13
7	Clotilde LEMASLE	0/2	0			1						13:44
8	Camille MEYER	0/1	0									9:55
Coach:		Thomas RICHER										
Total		3/9	33			3	9					

Running Score

FRA - NZL

1st Period

0 : 1 WHEELER G.

MOAL C. 1 : 1

ROULLAND A. 2 : 1

MOAL C. 3 : 1

NZL - New Zealand

No	Name	G / S	%	PS	%	AS	S	Punishments			TP	
								GC	YC	RC		
2	Klara RICHTER	0/4	0									13:39
3	Emma SUTHERLAND	0/1	0									9:31
4	Georgia WHEELER	1/4	25				1					13:47
5	Julie BOLTON	0/3	0				1					14:44
6	Kate BOLTON	0/1	0									15:21
7	Sophie WINTON	0/1	0									6:56
9	Erin MOORE	0/1	0									14:28
10	Casey HALES	0/2	0									11:34
Coach:		Freya HOGARTH										
Total		1/17	6				2					

Team Statistics	CS	%	BS	%	PS	%	FB	%	C	SW
France	2/4	50	1/5	20					0	2
New Zealand	1/15	7	0/2	0					0	0

Legend:											
%	Efficiency	AS	Assists	BS	Background Shots	C	Corner	CS	Close Shots	FB	Fastbreaks
G/S	Goals/Shots	GC	Green Card	PS	Penalty Shots	RC	Red Card	S	Saves	SW	Sprints Won
YC	Yellow Card										

Timing and Results provided by 



Game No.:22

Start List

ITA vs GER

Referees: Marta BUGAJ (POL) / Stephen Jason WATTS (GBR)

ITA - Italy

No	Name	Date of Birth	Competition Statistics							
			MP	G	PG	GC	YC	RC	SW	SL
1	Ada PRESTIPINO	27 AUG 1982	4	4						
3	Martina ANASTASI	3 MAR 1988	4	2						
4	Maddalena LAGO	13 SEP 1997	4	2						
6	Roberta Elsa CATANIA	12 JAN 1989	4	8					4	1
7	Chiara TREVISAN	15 FEB 1998	4	1						
8	Silvia COGONI	3 OCT 1991	4	1		1			1	1
9	Giulia BUONVENGA	2 JUL 2001	4	3					1	
10	Flavia LANDOLINA	31 AUG 1995	4	3						
Coach: Francesca CIANCIO (ITA)										

ITA Played		
PR	SGP	3 - 1
PR	GBR	4 - 3
PR	NED	5 - 2
QF	USA	12 - 1

GER - Germany

No	Name	Date of Birth	Competition Statistics							
			MP	G	PG	GC	YC	RC	SW	SL
1	Jill Lara RUTZEN	1 DEC 2000	4							
2	Katharina Magdalena KRUSE	7 SEP 1990	4	2						
3	Jule SCHWARZ	30 SEP 1999	4	6		1				
5	Svenja SCHAEPER	6 APR 1995	4	4						
6	Nele SCHMALENBACH	24 JUL 2003	4	4					1	1
7	Leonie WAGNER	2 MAY 1997	4	5					4	1
8	Hilke Sophie VOGT	29 APR 2000	4	2						
10	Elena GILLES	6 APR 1989	4	1						1
Coach: Bjorn TRUBNER (GER)										

GER Played		
PR	NZL	5 - 2
PR	FRA	2 - 2
PR	USA	12 - 0
QF	SGP	5 - 0

Legend:				
CR5-8	Consolation Round 5-8	G Goals	GC Green Cards	Int'l. M. International Matches
MP	Matches Played	No Shirt Number	PG Penalty Goals	PR Preliminary Round
QF	Quarter Final	RC Red Cards	SL Sprints Lost	SW Sprints Won
YC	Yellow Cards			

Timing and Results provided by 





Game No.:22

Results

ITA 1 vs 4 GER

1st Period: 1 - 3
2nd Period: 0 - 1

Referees: Marta BUGAJ (POL) / Stephen Jason WATTS (GBR)

ITA - Italy

No	Name	G / S	%	PS	%	AS	S	Punishments			TP	
								GC	YC	RC		
1	Ada PRESTIPINO											13:12
3	Martina ANASTASI	0/1	0									10:03
4	Maddalena LAGO	0/1	0				2					20:00
6	Roberta Elsa CATANIA	0/3	0			1						20:00
7	Chiara TREVISAN						1					5:28
8	Silvia COGONI											16:06
9	Giulia BUONVENGA											3:54
10	Flavia LANDOLINA	1/2	50									11:17
Coach:		Francesca CIANCIO										
Total		1/7	14			1	3					

Running Score

ITA - GER

1st Period

0 : 1 SCHWARZ J.
0 : 2 KRUSE K.
0 : 3 WAGNER L.

LANDOLINA F. 1 : 3

2nd Period


1 : 4 SCHMALENBACH N.

GER - Germany

No	Name	G / S	%	PS	%	AS	S	Punishments			TP	
								GC	YC	RC		
1	Jill Lara RUTZEN					3	2					14:44
2	Katharina Magdalena KRUSE	1/2	50									13:31
3	Jule SCHWARZ	1/4	25									13:56
5	Svenja SCHAEFER	0/3	0									12:19
6	Nele SCHMALENBACH	1/2	50									11:24
7	Leonie WAGNER	1/2	50				1					13:24
8	Hilke Sophie VOGT											9:29
10	Elena GILLES	0/2	0									11:13
Coach:		Bjorn TRUBNER										
Total		4/15	27			3	3					

Team Statistics	CS	%	BS	%	PS	%	FB	%	C	SW
Italy	1/3	33	0/4	0					0	1
Germany	4/14	29	0/1	0					0	1

Legend:											
%	Efficiency	AS	Assists	BS	Background Shots	C	Corner	CS	Close Shots	FB	Fastbreaks
G/S	Goals/Shots	GC	Green Card	PS	Penalty Shots	RC	Red Card	S	Saves	SW	Sprints Won
YC	Yellow Card										

Timing and Results provided by 





Game No.:17

Start List

GBR vs NED

Referees: Maurizio PELLI (ITA) / Marta BUGAJ (POL)

GBR - Great Britain

No	Name	Date of Birth	Competition Statistics							
			MP	G	PG	GC	YC	RC	SW	SL
1	Nicole HUDSON	6 DEC 1998	4	2		1				
3	Lucy BOYCE	16 JUL 1999	4	1						
4	Sara LANAO-MADDEN	15 JUN 2002	4	1						
5	Beth LITTLEWOOD	11 JUL 1996	4	3					4	4
6	Rhian GRIFFITHS	14 JUL 1995	4							
7	Kirsten LEE	23 MAY 1994	4	1						
8	Katie HOWES	18 APR 2002	4	2						
9	Amira RAOUDI	20 MAY 2000	4							
Coach: Leighton JAMES (GBR)										


GBR Played		
PR	NED	0-5
PR	ITA	3-4
PR	SGP	5-6
QF	FRA	2-6

NED - Netherlands

No	Name	Date of Birth	Competition Statistics							
			MP	G	PG	GC	YC	RC	SW	SL
1	Charlotte BAKKES	24 SEP 1992	4	4	1	1				
2	Selina DIJKSTRA	8 APR 2000	4						3	1
3	Alisha van den BERG	10 MAR 2002	4	5						
4	Marijke DIJKMAN	24 AUG 1981	4	3						
5	Linda van AS	11 AUG 1997	4	2						4
6	Marieke van HOFSLLOT	9 JUL 1999	4							
7	Sarissa van VEENENDAAL	12 JAN 1995	4							
8	Diewertje BINK	14 JUL 1987	4	1						
Coach: Sytse van der ZWAN (NED) / Maartje SYPKENS (NED)										

NED Played		
PR	GBR	5-0
PR	SGP	4-3
PR	ITA	2-5
QF	NZL	4-5

Legend:			
CR5-8	Consolation Round 5-8	G	Goals
MP	Matches Played	No	Shirt Number
QF	Quarter Final	RC	Red Cards
YC	Yellow Cards	GC	Green Cards
		PG	Penalty Goals
		SL	Sprints Lost
		Int'l. M.	International Matches
		PR	Preliminary Round
		SW	Sprints Won

Timing and Results provided by  TISSOT





Game No.:17

Results

GBR 4 vs 5 NED

1st Period: 2 - 3
2nd Period: 2 - 1
1st Overtime: 0 - 1

Referees: Maurizio PELLI (ITA) / Marta BUGAJ (POL)

GBR - Great Britain

No	Name	G / S	%	PS	%	AS	S	Punishments			TP
								GC	YC	RC	
1	Nicole HUDSON	0/2	0					1			30:00
3	Lucy BOYCE	1/1	100			1					7:37
4	Sara LANAO-MADDEN					1		1			21:38
5	Beth LITTLEWOOD	1/1	100								26:10
6	Rhian GRIFFITHS	0/1	0								7:38
7	Kirsten LEE	1/1	100								4:34
8	Katie HOWES	1/3	33				5				29:18
9	Amira RAOUDI	0/4	0			1					23:05
Coach:		Leighton JAMES									
Total		4/13	31			3	5	2			

NED - Netherlands

No	Name	G / S	%	PS	%	AS	S	Punishments			TP
								GC	YC	RC	
1	Charlotte BAKKES	1/4	25			1					26:17
2	Selina DIJKSTRA										7:49
3	Alisha van den BERG	0/1	0			2	1				30:00
4	Marijke DIJKMAN	1/1	100								11:18
5	Linda van AS	0/2	0			2					21:18
6	Marieke van HOFSLLOT	0/1	0								6:11
7	Sarissa van VEENENDAAL	3/5	60				2				24:05
8	Diewertje BINK	0/2	0								23:02
Coach:		Maartje SYPKENS									
Total		5/16	31			5	3				

Team Statistics	CS	%	BS	%	PS	%	FB	%	C	SW
Great Britain	3/11	27	1/2	50					0	0
Netherlands	5/15	33	0/1	0					0	3

Running Score

GBR - NED

1st Period

BOYCE L.	1	: 0	
	1	: 1	VAN VEENENDAAL S.
	1	: 2	DIJKMAN M.
	1	: 3	VAN VEENENDAAL S.
HOWES K.	2	: 3	


2nd Period

LEE K.	3	: 3	
	3	: 4	BAKKES C.
LITTLEWOOD B.	4	: 4	

1st Overtime

	4	: 5	VAN VEENENDAAL S.
--	---	-----	-------------------

Legend:											
%	Efficiency	AS	Assists	BS	Background Shots	C	Corner	CS	Close Shots	FB	Fastbreaks
G/S	Goals/Shots	GC	Green Card	PS	Penalty Shots	RC	Red Card	S	Saves	SW	Sprints Won
YC	Yellow Card										

Timing and Results provided by  TISSOT



Game No.:18

Start List

USA vs SGP

Referees: Virginie BRACKEZ (FRA) / Stephen Jason WATTS (GBR)

USA - United States of America

No	Name	Date of Birth	Competition Statistics							
			MP	G	PG	GC	YC	RC	SW	SL
1	Svetlana PLATONOVA	26 AUG 1984	4	2		1				
2	Olly GOTEL	18 DEC 1967	4						1	3
4	Sarah McGARRITY	28 AUG 1988	4							
5	Emily POZZI	15 SEP 1990	4							
7	Stephanie SCHNORR	15 AUG 1984	4							4
8	Carson Mary CHRUSCICKI	22 JAN 1996	4			1				
9	Myrna LEWIS	10 NOV 1994	4							
10	Tarika THIENAPIRAK	22 NOV 1991	4							
Coach: Bill SCHOOLCRAFT (USA)										


USA Played		
PR	FRA	1 - 10
PR	NZL	0 - 9
PR	GER	0 - 12
QF	ITA	1 - 12

SGP - Singapore

No	Name	Date of Birth	Competition Statistics							
			MP	G	PG	GC	YC	RC	SW	SL
1	Li Ling TAN	24 MAY 1991	4	1		1				
2	Kasxier LOW	30 MAR 1985	4			1			1	7
3	Shu Wen ONG	29 JAN 1984	4							
4	Fang Hui LEOW	27 OCT 1990	4	6						
5	Carmellia KIONG	8 OCT 1997	4							
6	Konstanze KWEK	12 JUL 1997	4	3						
7	Hui Xuan NG	2 DEC 1994	4							
Coach: Han Loong ONG (SGP)										

SGP Played		
PR	ITA	1 - 3
PR	NED	3 - 4
PR	GBR	6 - 5
QF	GER	0 - 5

Legend:			
CR5-8	Consolation Round 5-8	G	Goals
MP	Matches Played	No	Shirt Number
QF	Quarter Final	RC	Red Cards
YC	Yellow Cards	GC	Green Cards
		PG	Penalty Goals
		SL	Sprints Lost
		Int'l. M.	International Matches
		PR	Preliminary Round
		SW	Sprints Won

Timing and Results provided by  TISSOT





Game No.:18

Results

USA 2 vs 6 SGP

1st Period: 2 - 3
2nd Period: 0 - 3

Referees: Virginie BRACKEZ (FRA) / Stephen Jason WATTS (GBR)

USA - United States of America

No	Name	G / S	%	PS	%	AS	S	Punishments			TP
								GC	YC	RC	
1	Svetlana PLATONOVA	1/4	25				2				17:43
2	Oilly GOTEL	0/1	0								18:38
4	Sarah McGARRITY										1:22
5	Emily POZZI	1/3	33								20:00
7	Stephanie SCHNORR					2					20:00
8	Carson Mary CHRUSCICKI	0/1	0								15:59
9	Myrna LEWIS										2:17
10	Tarika THIENAPIRAK										4:01
Coach:		Bill SCHOOLCRAFT									
Total		2/9	22			2	2				

Running Score

USA - SGP

1st Period	
PLATONOVA S.	1 : 0
	1 : 1 TAN L.
POZZI E.	2 : 1
	2 : 2 TAN L.
	2 : 3 LEOW F.
2nd Period	
	2 : 4 LEOW F.
	2 : 5 LEOW F.
	2 : 6 KWEK K.

SGP - Singapore

No	Name	G / S	%	PS	%	AS	S	Punishments			TP
								GC	YC	RC	
1	Li Ling TAN	2/3	67			1	2				20:00
2	Kasxier LOW	0/1	0			1					20:00
3	Shu Wen ONG	0/1	0								18:16
4	Fang Hui LEOW	3/6	50			2					20:00
5	Carmellia KIONG										1:34
6	Konstanze KWEK	1/5	20								12:43
7	Hui Xuan NG										7:27
Coach:		Han Loong ONG									
Total		6/16	38			4	2				

Team Statistics	CS	%	BS	%	PS	%	FB	%	C	SW
United States of America	2/8	25	0/1	0					0	0
Singapore	5/14	36	1/2	50					0	2

Legend:											
%	Efficiency	AS	Assists	BS	Background Shots	C	Corner	CS	Close Shots	FB	Fastbreaks
G/S	Goals/Shots	GC	Green Card	PS	Penalty Shots	RC	Red Card	S	Saves	SW	Sprints Won
YC	Yellow Card										

Timing and Results provided by TISSOT





Game No.:13

Start List

FRA vs GBR

Referees: Maurizio PELLI (ITA) / Weishuo, Evan KONG (SGP)

FRA - France

No	Name	Date of Birth	Competition Statistics							
			MP	G	PG	GC	YC	RC	SW	SL
1	Eloise FRIGOT	8 NOV 1994	3	1						
2	Melissa LEDORMEUR	2 JUL 1989	3	4					3	
3	Marion ROBERT	30 AUG 2000	3	3		1				
4	Claire MOAL	3 APR 1992	3	2						
5	Celeste LOUIS	12 APR 1999	3							
6	Aline ROULLAND	15 JUL 1992	3	6		1			2	1
7	Clotilde LEMASLE	23 MAY 2000	3	4						
8	Camille MEYER	15 APR 1999	3	1	1					
Coach: Thomas RICHER (FRA)										

FRA Played		
PR	USA	10 - 1
PR	GER	2 - 2
PR	NZL	9 - 2

GBR - Great Britain

No	Name	Date of Birth	Competition Statistics							
			MP	G	PG	GC	YC	RC	SW	SL
1	Nicole HUDSON	6 DEC 1998	3	2		1				
3	Lucy BOYCE	16 JUL 1999	3							
4	Sara LANAQ-MADDEN	15 JUN 2002	3							
5	Beth LITTLEWOOD	11 JUL 1996	3	3					4	2
6	Rhian GRIFFITHS	14 JUL 1995	3							
7	Kirsten LEE	23 MAY 1994	3	1						
8	Katie HOWES	18 APR 2002	3	2						
9	Amira RAOUDI	20 MAY 2000	3							
Coach: Leighton JAMES (GBR)										

GBR Played		
PR	NED	0 - 5
PR	ITA	3 - 4
PR	SGP	5 - 6

Legend:		
CR5-8	Consolation Round 5-8	
MP	Matches Played	G Goals
RC	Red Cards	No Shirt Number
		SL Sprints Lost
		GC Green Cards
		PG Penalty Goals
		SW Sprints Won
		Int'l. M. International Matches
		PR Preliminary Round
		YC Yellow Cards

Timing and Results provided by 



Game No.:13

Results

FRA 6 vs 2 GBR

1st Period: 4 - 1
2nd Period: 2 - 1

Referees: Maurizio PELLI (ITA) / Weishuo, Evan KONG (SGP)

FRA - France

No	Name	G / S	%	PS	%	AS	S	Punishments			TP
								GC	YC	RC	
1	Eloise FRIGOT	0/3	0								12:23
2	Melissa LEDORMEUR	1/2	50								13:02
3	Marion ROBERT	0/1	0								9:07
4	Claire MOAL										13:22
5	Celeste LOUIS	1/1	100				3				19:33
6	Aline ROULLAND										12:40
7	Clotilde LEMASLE	4/4	100			1					9:44
8	Camille MEYER	0/1	0			1					10:09
Coach:		Thomas RICHER									
Total		6/12	50			2	3				

Running Score

FRA - GBR

1st Period

LEMASLE C. 1 : 0

LEMASLE C. 2 : 0

LEMASLE C. 3 : 0

3 : 1 BOYCE L.

LOUIS C. 4 : 1

2nd Period

4 : 2 LANAO-MADDEN S.

LEMASLE C. 5 : 2

LEDORMEUR M. 6 : 2

GBR - Great Britain

No	Name	G / S	%	PS	%	AS	S	Punishments			TP
								GC	YC	RC	
1	Nicole HUDSON	0/4	0								16:38
3	Lucy BOYCE	1/2	50								13:44
4	Sara LANAO-MADDEN	1/2	50								10:57
5	Beth LITTLEWOOD	0/2	0								17:39
6	Rhian GRIFFITHS										4:54
7	Kirsten LEE										6:33
8	Katie HOWES	0/2	0				1				18:16
9	Amira RAOUDI	0/1	0								11:19
Coach:		Leighton JAMES									
Total		2/13	15				1				

Team Statistics	CS	%	BS	%	PS	%	FB	%	C	SW
France	1/7	14	1/1	100			4/4	100	0	2
Great Britain	2/11	18	0/2	0					0	0

Legend:											
%	Efficiency	AS	Assists	BS	Background Shots	C	Corner	CS	Close Shots	FB	Fastbreaks
G/S	Goals/Shots	GC	Green Card	PS	Penalty Shots	RC	Red Card	S	Saves	SW	Sprints Won
YC	Yellow Card										

Timing and Results provided by  TISSOT



Game No.:14

Start List

ITA vs USA

Referees: Virginie BRACKEZ (FRA) / Elan WINTER (GBR)

ITA - Italy

No	Name	Date of Birth	Competition Statistics							
			MP	G	PG	GC	YC	RC	SW	SL
1	Ada PRESTIPINO	27 AUG 1982	3	2						
3	Martina ANASTASI	3 MAR 1988	3	1						
4	Maddalena LAGO	13 SEP 1997	3	2						
6	Roberta Elsa CATANIA	12 JAN 1989	3	3					3	1
7	Chiara TREVISAN	15 FEB 1998	3							
8	Silvia COGONI	3 OCT 1991	3	1		1			1	1
9	Giulia BUONVenga	2 JUL 2001	3	1						
10	Flavia LANDOLINA	31 AUG 1995	3	2						
Coach: Francesca CIANCIO (ITA)										

ITA Played		
PR	SGP	3 - 1
PR	GBR	4 - 3
PR	NED	5 - 2

USA - United States of America

No	Name	Date of Birth	Competition Statistics							
			MP	G	PG	GC	YC	RC	SW	SL
1	Svetlana PLATONOVA	26 AUG 1984	3	1						
2	Olly GOTEL	18 DEC 1967	3						1	2
4	Sarah McGARRITY	28 AUG 1988	3							
5	Emily POZZI	15 SEP 1990	3							
7	Stephanie SCHNORR	15 AUG 1984	3							3
8	Carson Mary CHRUSCICKI	22 JAN 1996	3			1				
9	Myrna LEWIS	10 NOV 1994	3							
10	Tarika THIENAPIRAK	22 NOV 1991	3							
Coach: Bill SCHOOLCRAFT (USA)										

USA Played		
PR	FRA	1 - 10
PR	NZL	0 - 9
PR	GER	0 - 12

Legend:		
CR5-8	Consolation Round 5-8	
MP	Matches Played	G Goals
RC	Red Cards	No Shirt Number
		SL Sprints Lost
		GC Green Cards
		PG Penalty Goals
		SW Sprints Won
		Int'l. M. International Matches
		PR Preliminary Round
		YC Yellow Cards

Timing and Results provided by 



Game No.:14

Results

ITA 12 vs 1 USA

1st Period: 6 - 1
2nd Period: 6 - 0

Referees: Virginie BRACKEZ (FRA) / Elan WINTER (GBR)

ITA - Italy

No	Name	G / S	%	PS	%	AS	S	Punishments			TP
								GC	YC	RC	
1	Ada PRESTIPINO	2/3	67								8:27
3	Martina ANASTASI	1/1	100			1					9:43
4	Maddalena LAGO					5	2				17:46
6	Roberta Elsa CATANIA	5/7	71								13:11
7	Chiara TREVISAN	1/2	50								16:27
8	Silvia COGONI	0/2	0								6:20
9	Giulia BUONVENGA	2/2	100			1					15:59
10	Flavia LANDOLINA	1/2	50			2					12:07
Coach:		Francesca CIANCIO									
Total		12/19	63			9	2				

Running Score

ITA - USA

1st Period	
PRESTIPINO A.	1 : 0
CATANIA R.	2 : 0
LANDOLINA F.	3 : 0
CATANIA R.	4 : 0
BUONVENGA G.	5 : 0
	5 : 1 PLATONOVA S.
TREVISAN C.	6 : 1
2nd Period	
PRESTIPINO A.	7 : 1
BUONVENGA G.	8 : 1
CATANIA R.	9 : 1
ANASTASI M.	10 : 1
CATANIA R.	11 : 1
CATANIA R.	12 : 1

USA - United States of America

No	Name	G / S	%	PS	%	AS	S	Punishments			TP
								GC	YC	RC	
1	Svetlana PLATONOVA	1/1	100					1			16:10
2	Olyy GOTEL										19:22
4	Sarah McGARRITY										2:21
5	Emily POZZI	0/2	0								18:14
7	Stephanie SCHNORR						1				19:22
8	Carson Mary CHRUSCICKI	0/2	0				1				13:52
9	Myrna LEWIS	0/1	0								4:31
10	Tarika THIENAPIRAK						1				6:08
Coach:		Bill SCHOOLCRAFT									
Total		1/6	17				3	1			

Team Statistics	CS	%	BS	%	PS	%	FB	%	C	SW
Italy	9/14	64					3/5	60	0	2
United States of America	1/6	17							0	0

Legend:											
%	Efficiency	AS	Assists	BS	Background Shots	C	Corner	CS	Close Shots	FB	Fastbreaks
G/S	Goals/Shots	GC	Green Card	PS	Penalty Shots	RC	Red Card	S	Saves	SW	Sprints Won
YC	Yellow Card										

Timing and Results provided by  TISSOT





Game No.:15

Start List

GER vs SGP

Referees: Stephen Jason WATTS (GBR) / Ezio AMBROSETTI (USA)

GER - Germany

No	Name	Date of Birth	Competition Statistics							
			MP	G	PG	GC	YC	RC	SW	SL
1	Jill Lara RUTZEN	1 DEC 2000	3							
2	Katharina Magdalena KRUSE	7 SEP 1990	3	2						
3	Jule SCHWARZ	30 SEP 1999	3	4		1				
5	Svenja SCHAEPER	6 APR 1995	3	4						
6	Nele SCHMALENBACH	24 JUL 2003	3	4						1
7	Leonie WAGNER	2 MAY 1997	3	3					3	1
8	Hilke Sophie VOGT	29 APR 2000	3	1						
10	Elena GILLES	6 APR 1989	3	1						1
Coach: Bjorn TRUBNER (GER)										


GER Played		
PR	NZL	5-2
PR	FRA	2-2
PR	USA	12-0

SGP - Singapore

No	Name	Date of Birth	Competition Statistics							
			MP	G	PG	GC	YC	RC	SW	SL
1	Li Ling TAN	24 MAY 1991	3	1		1				
2	Kasxier LOW	30 MAR 1985	3						1	5
3	Shu Wen ONG	29 JAN 1984	3							
4	Fang Hui LEOW	27 OCT 1990	3	6						
5	Carmellia KIONG	8 OCT 1997	3							
6	Konstanze KWEK	12 JUL 1997	3	3						
7	Hui Xuan NG	2 DEC 1994	3							
Coach: Han Loong ONG (SGP)										

SGP Played		
PR	ITA	1-3
PR	NED	3-4
PR	GBR	6-5

Legend:		
CR5-8	Consolation Round 5-8	
MP	Matches Played	
RC	Red Cards	
G	Goals	
No	Shirt Number	
SL	Sprints Lost	
GC	Green Cards	
PG	Penalty Goals	
SW	Sprints Won	
Int'l. M.	International Matches	
PR	Preliminary Round	
YC	Yellow Cards	

Timing and Results provided by  TISSOT



Game No.:15

Results

GER 5 vs 0 SGP

1st Period: 3 - 0
2nd Period: 2 - 0

Referees: Stephen Jason WATTS (GBR) / Ezio AMBROSETTI (USA)

GER - Germany

No	Name	G / S	%	PS	%	AS	S	Punishments			TP
								GC	YC	RC	
1	Jill Lara RUTZEN					1	4				17:34
2	Katharina Magdalena KRUSE										11:30
3	Jule SCHWARZ	2/6	33								12:16
5	Svenja SCHAEFER	0/1	0			1					16:07
6	Nele SCHMALENBACH										9:39
7	Leonie WAGNER	2/3	67			1					13:30
8	Hilke Sophie VOGT	1/2	50								12:25
10	Elena GILLES	0/1	0			1					6:59
Coach:		Bjorn TRUBNER									
Total		5/13	38			4	4				

Running Score

GER - SGP

1st Period
SCHWARZ J. 1 : 0
WAGNER L. 2 : 0
VOGT H. 3 : 0

2nd Period
SCHWARZ J. 4 : 0
WAGNER L. 5 : 0

SGP - Singapore

No	Name	G / S	%	PS	%	AS	S	Punishments			TP
								GC	YC	RC	
1	Li Ling TAN	0/1	0				1				18:16
2	Kasxier LOW	0/2	0					1			18:33
3	Shu Wen ONG										18:49
4	Fang Hui LEOW	0/5	0								20:00
5	Carmellia KIONG										4:22
6	Konstanze KWEK	0/1	0								12:44
7	Hui Xuan NG										7:16
Coach:		Han Loong ONG									
Total		0/9	0				1	1			

Team Statistics	CS	%	BS	%	PS	%	FB	%	C	SW
Germany	4/12	33	1/1	100					0	2
Singapore	0/3	0	0/6	0					0	0

Legend:											
%	Efficiency	AS	Assists	BS	Background Shots	C	Corner	CS	Close Shots	FB	Fastbreaks
G/S	Goals/Shots	GC	Green Card	PS	Penalty Shots	RC	Red Card	S	Saves	SW	Sprints Won
YC	Yellow Card										

Timing and Results provided by 



Game No.:16

Start List

NED vs NZL

Referees: Virginie BRACKEZ (FRA) / Marta BUGAJ (POL)

NED - Netherlands

No	Name	Date of Birth	Competition Statistics							
			MP	G	PG	GC	YC	RC	SW	SL
1	Charlotte BAKKES	24 SEP 1992	3	4	1	1				
2	Selina DIJKSTRA	8 APR 2000	3						3	
3	Alisha van den BERG	10 MAR 2002	3	2						
4	Marijke DIJKMAN	24 AUG 1981	3	2						
5	Linda van AS	11 AUG 1997	3	2						3
6	Marieke van HOFSLLOT	9 JUL 1999	3							
7	Sarissa van VEENENDAAL	12 JAN 1995	3							
8	Diewertje BINK	14 JUL 1987	3	1						

Coach: Sytse van der ZWAN (NED) / Maartje SYPKENS (NED)

NED Played		
PR	GBR	5-0
PR	SGP	4-3
PR	ITA	2-5

NZL - New Zealand

No	Name	Date of Birth	Competition Statistics							
			MP	G	PG	GC	YC	RC	SW	SL
2	Klara RICHTER	24 SEP 1997	3	1						
3	Emma SUTHERLAND	31 DEC 1987	3			1				
4	Georgia WHEELER	16 NOV 1999	3	4	1					1
5	Julie BOLTON	12 APR 1990	3			1				
6	Kate BOLTON	30 APR 1984	3	1						
7	Sophie WINTON	30 SEP 1993	3						2	1
9	Erin MOORE	12 APR 1990	3	3						
10	Casey HALES	9 JUN 2000	3	4					1	1

Coach: Freya HOGARTH (NZL)

NZL Played		
PR	GER	2-5
PR	USA	9-0
PR	FRA	2-9

Legend:		
CR5-8	Consolation Round 5-8	
MP	Matches Played	G Goals
RC	Red Cards	No Shirt Number
		SL Sprints Lost
		GC Green Cards
		PG Penalty Goals
		SW Sprints Won
		Int'l. M. International Matches
		PR Preliminary Round
		YC Yellow Cards

Timing and Results provided by  TISSOT



Game No.:16

Results

NED 4 vs 5 NZL

1st Period: 2 - 3

2nd Period: 2 - 2

Referees: Virginie BRACKEZ (FRA) / Marta BUGAJ (POL)

NED - Netherlands

No	Name	G / S	%	PS	%	AS	S	Punishments			TP
								GC	YC	RC	
1	Charlotte BAKKES	0/2	0			2					13:43
2	Selina DIJKSTRA										13:04
3	Alisha van den BERG	3/5	60								20:00
4	Marijke DIJKMAN	1/3	33			1					8:21
5	Linda van AS	0/2	0								10:17
6	Marieke van HOFSLLOT										9:54
7	Sarissa van VEENENDAAL	0/2	0								9:24
8	Diewertje BINK										15:17
Coach:		Maartje SYPKENS									
Total		4/14	29			3					

Running Score

NED - NZL

1st Period

VAN DEN BERG A.	1	:	0
VAN DEN BERG A.	2	:	0
	2	:	1
	2	:	2
	2	:	3

2nd Period

	2	:	4
VAN DEN BERG A.	3	:	4
	3	:	5
DIJKMAN M.	4	:	5

NZL - New Zealand

No	Name	G / S	%	PS	%	AS	S	Punishments			TP
								GC	YC	RC	
2	Klara RICHTER	1/2	50			1					12:11
3	Emma SUTHERLAND										7:20
4	Georgia WHEELER	1/2	50			1					10:11
5	Julie BOLTON	1/1	100			1					15:57
6	Kate BOLTON						3				18:07
7	Sophie WINTON	1/1	100								10:02
9	Erin MOORE	1/3	33			1					14:45
10	Casey HALES	0/1	0					1			11:27
Coach:		Freya HOGARTH									
Total		5/10	50			4	3	1			

Team Statistics	CS	%	BS	%	PS	%	FB	%	C	SW
Netherlands	2/7	29	2/6	33			0/1	0	0	0
New Zealand	4/7	57	1/3	33					0	2

Legend:											
%	Efficiency	AS	Assists	BS	Background Shots	C	Corner	CS	Close Shots	FB	Fastbreaks
G/S	Goals/Shots	GC	Green Card	PS	Penalty Shots	RC	Red Card	S	Saves	SW	Sprints Won
YC	Yellow Card										

Timing and Results provided by 



Game No.:3

Start List

GBR vs NED

Referees: Ezio AMBROSETTI (USA) / Marta BUGAJ (POL)

GBR - Great Britain

No	Name	Date of Birth	Competition Statistics							
			MP	G	PG	GC	YC	RC	SW	SL
1	Nicole HUDSON	6 DEC 1998								
3	Lucy BOYCE	16 JUL 1999								
4	Sara LANAO-MADDEN	15 JUN 2002								
5	Beth LITTLEWOOD	11 JUL 1996								
6	Rhian GRIFFITHS	14 JUL 1995								
7	Kirsten LEE	23 MAY 1994								
8	Katie HOWES	18 APR 2002								
9	Amira RAOUDI	20 MAY 2000								
Coach: Leighton JAMES (GBR)										

GBR Played		
PR	NED	14 JUL
PR	ITA	14 JUL
PR	SGP	15 JUL

NED - Netherlands

No	Name	Date of Birth	Competition Statistics							
			MP	G	PG	GC	YC	RC	SW	SL
1	Charlotte BAKKES	24 SEP 1992								
2	Selina DIJKSTRA	8 APR 2000								
3	Alisha van den BERG	10 MAR 2002								
4	Marijke DIJKMAN	24 AUG 1981								
5	Linda van AS	11 AUG 1997								
6	Marieke van HOFSLLOT	9 JUL 1999								
7	Sarissa van VEENENDAAL	12 JAN 1995								
8	Diewertje BINK	14 JUL 1987								
Coach: Sytse van der ZWAN (NED) / Maartje SYPKENS (NED)										

NED Played		
PR	GBR	14 JUL
PR	SGP	14 JUL
PR	ITA	15 JUL

Legend:		
CR5-8	Consolation Round 5-8	
MP	Matches Played	G Goals
RC	Red Cards	No Shirt Number
		SL Sprints Lost
		GC Green Cards
		PG Penalty Goals
		SW Sprints Won
		Int'l. M. International Matches
		PR Preliminary Round
		YC Yellow Cards

Timing and Results provided by 





Game No.:3

Results

GBR 0 vs 5 NED

1st Period: 0 - 2

2nd Period: 0 - 3

Referees: Ezio AMBROSETTI (USA) / Marta BUGAJ (POL)

GBR - Great Britain

No	Name	G / S	%	PS	%	AS	S	Punishments			TP
								GC	YC	RC	
1	Nicole HUDSON							1			18:56
3	Lucy BOYCE	0/1	0								8:57
4	Sara LANA-MADDEN	0/1	0								11:24
5	Beth LITTLEWOOD	0/1	0								19:25
6	Rhian GRIFFITHS										10:30
7	Kirsten LEE										1:04
8	Katie HOWES	0/2	0				7				19:05
9	Amira RAOUDI	0/3	0								10:39
Coach:		Leighton JAMES									
Total		0/8	0				7	1			

Running Score

GBR - NED

1st Period

0 : 1 VAN AS L.

0 : 2 BAKKES C.

2nd Period

0 : 3 BAKKES C.

0 : 4 DIJKMAN M.

0 : 5 BINK D.

NED - Netherlands

No	Name	G / S	%	PS	%	AS	S	Punishments			TP
								GC	YC	RC	
1	Charlotte BAKKES	2/8	25	1/1	100						14:09
2	Selina DIJKSTRA	0/1	0			1					14:28
3	Alisha van den BERG	0/5	0			2					19:15
4	Marijke DIJKMAN	1/2	50								11:53
5	Linda van AS	1/2	50								11:23
6	Marieke van HOFSLLOT										12:24
7	Sarissa van VEENENDAAL	0/1	0			1	1				7:36
8	Diewertje BINK	1/1	100								8:52
Coach:		Michiel Joannes SCHREURS									
Total		5/20	25	1/1	100	4	1				

Team Statistics	CS	%	BS	%	PS	%	FB	%	C	SW
Great Britain	0/6	0	0/2	0					0	1
Netherlands	2/15	13	0/2	0	1/1	100	2/2	100	0	1

Legend:

%	Efficiency	AS	Assists	BS	Background Shots	C	Corner	CS	Close Shots	FB	Fastbreaks
G/S	Goals/Shots	GC	Green Card	PS	Penalty Shots	RC	Red Card	S	Saves	SW	Sprints Won
YC	Yellow Card										

Timing and Results provided by  TISSOT



Game No.:4

Start List

ITA vs SGP

Referees: Stephen Jason WATTS (GBR) / Virginie BRACKEZ (FRA)

ITA - Italy

No	Name	Date of Birth	Competition Statistics							
			MP	G	PG	GC	YC	RC	SW	SL
1	Ada PRESTIPINO	27 AUG 1982								
3	Martina ANASTASI	3 MAR 1988								
4	Maddalena LAGO	13 SEP 1997								
6	Roberta Elsa CATANIA	12 JAN 1989								
7	Chiara TREVISAN	15 FEB 1998								
8	Silvia COGONI	3 OCT 1991								
9	Giulia BUONVENGA	2 JUL 2001								
10	Flavia LANDOLINA	31 AUG 1995								
Coach: Francesca CIANCIO (ITA)										


ITA Played		
PR	SGP	14 JUL
PR	GBR	14 JUL
PR	NED	15 JUL

SGP - Singapore

No	Name	Date of Birth	Competition Statistics							
			MP	G	PG	GC	YC	RC	SW	SL
1	Li Ling TAN	24 MAY 1991								
2	Kaxier LOW	30 MAR 1985								
3	Shu Wen ONG	29 JAN 1984								
4	Fang Hui LEOW	27 OCT 1990								
5	Carmellia KIONG	8 OCT 1997								
6	Konstanze KWEK	12 JUL 1997								
7	Hui Xuan NG	2 DEC 1994								
Coach: Han Loong ONG (SGP)										

SGP Played		
PR	ITA	14 JUL
PR	NED	14 JUL
PR	GBR	15 JUL

Legend:		
CR5-8	Consolation Round 5-8	
MP	Matches Played	G Goals
RC	Red Cards	No Shirt Number
		SL Sprints Lost
		GC Green Cards
		PG Penalty Goals
		SW Sprints Won
		Int'l. M. International Matches
		PR Preliminary Round
		YC Yellow Cards

Timing and Results provided by  TISSOT





Game No.:4

Results

ITA 3 vs 1 SGP

1st Period: 2 - 1
2nd Period: 1 - 0

Referees: Stephen Jason WATTS (GBR) / Virginie BRACKEZ (FRA)

ITA - Italy

No	Name	G / S	%	PS	%	AS	S	Punishments			TP
								GC	YC	RC	
1	Ada PRESTIPINO	0/1	0				1				16:23
3	Martina ANASTASI	0/1	0								12:52
4	Maddalena LAGO	1/2	50			1	4				18:41
6	Roberta Elsa CATANIA	1/3	33								20:00
7	Chiara TREVISAN					1					6:14
8	Silvia COGONI	0/2	0								15:38
9	Giulia BUONVENGA	1/1	100								2:40
10	Flavia LANDOLINA	0/1	0	0/1	0						7:32
Coach:		Francesca CIANCIO									
Total		3/11	27	0/1	0	2	5				

Running Score

ITA - SGP

1st Period

LAGO M. 1 : 0

1 : 1 LEOW F.

BUONVENGA G. 2 : 1

2nd Period

CATANIA R. 3 : 1

SGP - Singapore

No	Name	G / S	%	PS	%	AS	S	Punishments			TP
								GC	YC	RC	
1	Li Ling TAN	0/1	0					1			20:00
2	Kasxier LOW	0/1	0								16:37
3	Shu Wen ONG	0/4	0			1					19:02
4	Fang Hui LEOW	1/6	17				1				20:00
5	Carmellia KIONG										2:30
6	Konstanze KWEK	0/2	0				1				13:18
7	Hui Xuan NG	0/1	0								8:33
Coach:		Han Loong ONG									
Total		1/15	7			1	2	1			

Team Statistics	CS	%	BS	%	PS	%	FB	%	C	SW
Italy	2/9	22	1/1	100	0/1	0			0	2
Singapore	1/13	8	0/2	0					0	0

Legend:											
%	Efficiency	AS	Assists	BS	Background Shots	C	Corner	CS	Close Shots	FB	Fastbreaks
G/S	Goals/Shots	GC	Green Card	PS	Penalty Shots	RC	Red Card	S	Saves	SW	Sprints Won
YC	Yellow Card										

Timing and Results provided by  TISSOT





Game No.:7

Start List

GBR vs ITA

Referees: Marta BUGAJ (POL) / Virginie BRACKEZ (FRA)

GBR - Great Britain

No	Name	Date of Birth	Competition Statistics							
			MP	G	PG	GC	YC	RC	SW	SL
1	Nicole HUDSON	6 DEC 1998	1			1				
3	Lucy BOYCE	16 JUL 1999	1							
4	Sara LANA-MADDEN	15 JUN 2002	1							
5	Beth LITTLEWOOD	11 JUL 1996	1						1	1
6	Rhian GRIFFITHS	14 JUL 1995	1							
7	Kirsten LEE	23 MAY 1994	1							
8	Katie HOWES	18 APR 2002	1							
9	Amira RAOUDI	20 MAY 2000	1							
Coach: Leighton JAMES (GBR)										


GBR Played		
PR	NED	0 - 5
PR	ITA	14 JUL
PR	SGP	15 JUL

ITA - Italy

No	Name	Date of Birth	Competition Statistics							
			MP	G	PG	GC	YC	RC	SW	SL
1	Ada PRESTIPINO	27 AUG 1982								
3	Martina ANASTASI	3 MAR 1988								
4	Maddalena LAGO	13 SEP 1997								
6	Roberta Elsa CATANIA	12 JAN 1989								
7	Chiara TREVISAN	15 FEB 1998								
8	Silvia COGONI	3 OCT 1991								
9	Giulia BUONVINGA	2 JUL 2001								
10	Flavia LANDOLINA	31 AUG 1995								
Coach: Francesca CIANCIO (ITA)										

ITA Played		
PR	SGP	2 - 2
PR	GBR	14 JUL
PR	NED	15 JUL

Legend:		
CR5-8	Consolation Round 5-8	
MP	Matches Played	G Goals
RC	Red Cards	No Shirt Number
		SL Sprints Lost
		GC Green Cards
		PG Penalty Goals
		SW Sprints Won
		Int'l. M. International Matches
		PR Preliminary Round
		YC Yellow Cards

Timing and Results provided by  TISSOT





Game No.:7

Results

GBR 3 vs 4 ITA

1st Period: 1 - 2
2nd Period: 2 - 2

Referees: Marta BUGAJ (POL) / Virginie BRACKEZ (FRA)

GBR - Great Britain

No	Name	G / S	%	PS	%	AS	S	Punishments			TP
								GC	YC	RC	
1	Nicole HUDSON	0/2	0								17:50
3	Lucy BOYCE	0/2	0								12:43
4	Sara LANA-MADDEN										8:53
5	Beth LITTLEWOOD	1/7	14				1				20:00
6	Rhian GRIFFITHS					1					8:41
7	Kirsten LEE	1/1	100								5:39
8	Katie HOWES	1/5	20				2				17:05
9	Amira RAOUDI					2					9:09
Coach:		Leighton JAMES									
Total		3/17	18			3	3				

Running Score

GBR - ITA

1st Period

0 : 1 CATANIA R.
HOWES K. 1 : 1
1 : 2 LANDOLINA F.

2nd Period

1 : 3 PRESTIPINO A.
LITTLEWOOD B. 2 : 3
2 : 4 LAGO M.
LEE K. 3 : 4

ITA - Italy

No	Name	G / S	%	PS	%	AS	S	Punishments			TP
								GC	YC	RC	
1	Ada PRESTIPINO	1/1	100			1					15:06
3	Martina ANASTASI										10:02
4	Maddalena LAGO	1/2	50			1	5				18:06
6	Roberta Elsa CATANIA	1/3	33			1					20:00
7	Chiara TREVISAN										4:37
8	Silvia COGONI	0/2	0			1					16:22
9	Giulia BUONVenga										5:02
10	Flavia LANDOLINA	1/1	100								10:45
Coach:		Francesca CIANCIO									
Total		4/9	44			4	5				

Team Statistics	CS	%	BS	%	PS	%	FB	%	C	SW
Great Britain	3/16	19	0/1	0					0	1
Italy	3/7	43	0/1	0			1/1	100	0	1

Legend:

%	Efficiency	AS	Assists	BS	Background Shots	C	Corner	CS	Close Shots	FB	Fastbreaks
G/S	Goals/Shots	GC	Green Card	PS	Penalty Shots	RC	Red Card	S	Saves	SW	Sprints Won
YC	Yellow Card										

Timing and Results provided by  TISSOT



Game No.:8

Start List

NED vs SGP

Referees: Ezio AMBROSETTI (USA) / Maurizio PELLI (ITA)

NED - Netherlands

No	Name	Date of Birth	Competition Statistics							
			MP	G	PG	GC	YC	RC	SW	SL
1	Charlotte BAKKES	24 SEP 1992	1	2	1					
2	Selina DIJKSTRA	8 APR 2000	1						1	
3	Alisha van den BERG	10 MAR 2002	1							
4	Marijke DIJKMAN	24 AUG 1981	1	1						
5	Linda van AS	11 AUG 1997	1	1						1
6	Marieke van HOFSLLOT	9 JUL 1999	1							
7	Sarissa van VEENENDAAL	12 JAN 1995	1							
8	Diewertje BINK	14 JUL 1987	1	1						

Coach: Sytse van der ZWAN (NED) / Maartje SYPKENS (NED)

NED Played		
PR	GBR	5-0
PR	SGP	14 JUL
PR	ITA	15 JUL


SGP - Singapore

No	Name	Date of Birth	Competition Statistics							
			MP	G	PG	GC	YC	RC	SW	SL
1	Li Ling TAN	24 MAY 1991	1			1				
2	Kasxier LOW	30 MAR 1985	1							2
3	Shu Wen ONG	29 JAN 1984	1							
4	Fang Hui LEOW	27 OCT 1990	1	1						
5	Carmellia KIONG	8 OCT 1997	1							
6	Konstanze KWEK	12 JUL 1997	1							
7	Hui Xuan NG	2 DEC 1994	1							

Coach: Han Loong ONG (SGP)

SGP Played		
PR	ITA	1-3
PR	NED	14 JUL
PR	GBR	15 JUL

Legend:		
CR5-8	Consolation Round 5-8	
MP	Matches Played	G Goals
RC	Red Cards	No Shirt Number
		SL Sprints Lost
		GC Green Cards
		PG Penalty Goals
		SW Sprints Won
		Int'l. M. International Matches
		PR Preliminary Round
		YC Yellow Cards

Timing and Results provided by  TISSOT



Game No.:8

Results

NED 4 vs 3 SGP

1st Period: 3 - 1
2nd Period: 1 - 2

Referees: Ezio AMBROSETTI (USA) / Maurizio PELLI (ITA)

NED - Netherlands

No	Name	G / S	%	PS	%	AS	S	Punishments			TP
								GC	YC	RC	
1	Charlotte BAKKES	1/2	50					1			15:38
2	Selina DIJKSTRA										10:00
3	Alisha van den BERG	1/3	33								16:23
4	Marijke DIJKMAN	1/1	100			1					4:17
5	Linda van AS	1/1	100								13:14
6	Marieke van HOFSLLOT	0/2	0				2				15:01
7	Sarissa van VEENENDAAL	0/1	0				2				7:02
8	Diewertje BINK										18:25
Coach:		Maartje SYPKENS									
Total		4/10	40			1	4	1			

Running Score

NED - SGP

1st Period	
VAN DEN BERG A.	1 : 0
BAKKES C.	2 : 0
DIJKMAN M.	3 : 0
	3 : 1 KWEK K.
2nd Period	
	3 : 2 KWEK K.
VAN AS L.	4 : 2
	4 : 3 LEOW F.

SGP - Singapore

No	Name	G / S	%	PS	%	AS	S	Punishments			TP
								GC	YC	RC	
1	Li Ling TAN	0/3	0				2				20:00
2	Kasxier LOW	0/1	0								16:41
3	Shu Wen ONG										17:36
4	Fang Hui LEOW	1/5	20			1					20:00
5	Carmellia KIONG	0/1	0								3:28
6	Konstanze KWEK	2/2	100								14:08
7	Hui Xuan NG	0/1	0			1					8:07
Coach:		Han Loong ONG									
Total		3/13	23			2	2				

Team Statistics	CS	%	BS	%	PS	%	FB	%	C	SW
Netherlands	3/9	33	1/1	100					0	1
Singapore	2/10	20	1/3	33					0	1

Legend:											
%	Efficiency	AS	Assists	BS	Background Shots	C	Corner	CS	Close Shots	FB	Fastbreaks
G/S	Goals/Shots	GC	Green Card	PS	Penalty Shots	RC	Red Card	S	Saves	SW	Sprints Won
YC	Yellow Card										

Timing and Results provided by  TISSOT





Game No.:11

Start List

GBR vs SGP

Referees: Virginie BRACKEZ (FRA) / Marta BUGAJ (POL)

GBR - Great Britain

No	Name	Date of Birth	Competition Statistics							
			MP	G	PG	GC	YC	RC	SW	SL
1	Nicole HUDSON	6 DEC 1998	2			1				
3	Lucy BOYCE	16 JUL 1999	2							
4	Sara LANA-MADDEN	15 JUN 2002	2							
5	Beth LITTLEWOOD	11 JUL 1996	2	1					2	2
6	Rhian GRIFFITHS	14 JUL 1995	2							
7	Kirsten LEE	23 MAY 1994	2	1						
8	Katie HOWES	18 APR 2002	2	1						
9	Amira RAOUDI	20 MAY 2000	2							
Coach: Leighton JAMES (GBR)										


GBR Played		
PR	NED	0-5
PR	ITA	3-4
PR	SGP	15 JUL

SGP - Singapore

No	Name	Date of Birth	Competition Statistics							
			MP	G	PG	GC	YC	RC	SW	SL
1	Li Ling TAN	24 MAY 1991	2			1				
2	Kasxier LOW	30 MAR 1985	2						1	3
3	Shu Wen ONG	29 JAN 1984	2							
4	Fang Hui LEOW	27 OCT 1990	2	2						
5	Carmellia KIONG	8 OCT 1997	2							
6	Konstanze KWEK	12 JUL 1997	2	2						
7	Hui Xuan NG	2 DEC 1994	2							
Coach: Han Loong ONG (SGP)										

SGP Played		
PR	ITA	1-3
PR	NED	3-4
PR	GBR	15 JUL

Legend:		
CR5-8	Consolation Round 5-8	
MP	Matches Played	G Goals
RC	Red Cards	No Shirt Number
		SL Sprints Lost
		GC Green Cards
		PG Penalty Goals
		SW Sprints Won
		Int'l. M. International Matches
		PR Preliminary Round
		YC Yellow Cards

Timing and Results provided by  TISSOT





Game No.:11

Results

GBR 5 vs 6 SGP

1st Period: 4 - 2
2nd Period: 1 - 4

Referees: Virginie BRACKEZ (FRA) / Marta BUGAJ (POL)

GBR - Great Britain

No	Name	G / S	%	PS	%	AS	S	Punishments			TP
								GC	YC	RC	
1	Nicole HUDSON	2/2	100								18:20
3	Lucy BOYCE	0/1	0			1					14:52
4	Sara LANAO-MADDEN										8:48
5	Beth LITTLEWOOD	2/5	40								16:31
6	Rhian GRIFFITHS										7:15
7	Kirsten LEE	0/2	0								4:27
8	Katie HOWES	1/3	33			1	3				18:35
9	Amira RAOUDI	0/2	0								11:12
Coach:		Leighton JAMES									
Total		5/15	33			2	3				

Running Score

GBR - SGP

1st Period

HUDSON N.	1	:	0
LITTLEWOOD B.	2	:	0
	2	:	1
LITTLEWOOD B.	3	:	1
	3	:	2
HUDSON N.	4	:	2

2nd Period

	4	:	3
	4	:	4
	4	:	5
	4	:	6
HOWES K.	5	:	6

SGP - Singapore

No	Name	G / S	%	PS	%	AS	S	Punishments			TP
								GC	YC	RC	
1	Li Ling TAN	1/3	33				3				18:44
2	Kasxier LOW	0/1	0								17:48
3	Shu Wen ONG	0/1	0								19:23
4	Fang Hui LEOW	4/4	100								20:00
5	Carmellia KIONG										1:58
6	Konstanze KWEK	1/2	50								16:57
7	Hui Xuan NG										5:10
Coach:		Han Loong ONG									
Total		6/11	55				3				

Team Statistics	CS	%	BS	%	PS	%	FB	%	C	SW
Great Britain	5/15	33							0	2
Singapore	6/11	55							0	0

Legend:	% Efficiency	AS Assists	BS Background Shots	C Corner	CS Close Shots	FB Fastbreaks
G/S Goals/Shots	GC Green Card	PS Penalty Shots	RC Red Card	S Saves	SW Sprints Won	
YC Yellow Card						

Timing and Results provided by **TISSOT**





Game No.:12

Start List

NED vs ITA

Referees: Ezio AMBROSETTI (USA) / Elan WINTER (GBR)

NED - Netherlands

No	Name	Date of Birth	Competition Statistics							
			MP	G	PG	GC	YC	RC	SW	SL
1	Charlotte BAKKES	24 SEP 1992	2	3	1	1				
2	Selina DIJKSTRA	8 APR 2000	2						2	
3	Alisha van den BERG	10 MAR 2002	2	1						
4	Marijke DIJKMAN	24 AUG 1981	2	2						
5	Linda van AS	11 AUG 1997	2	2						2
6	Marieke van HOFSLLOT	9 JUL 1999	2							
7	Sarissa van VEENENDAAL	12 JAN 1995	2							
8	Diewertje BINK	14 JUL 1987	2	1						

Coach: Sytse van der ZWAN (NED) / Maartje SYPKENS (NED)

NED Played		
PR	GBR	5 - 0
PR	SGP	4 - 3
PR	ITA	15 JUL

ITA - Italy

No	Name	Date of Birth	Competition Statistics							
			MP	G	PG	GC	YC	RC	SW	SL
1	Ada PRESTIPINO	27 AUG 1982	2	1						
3	Martina ANASTASI	3 MAR 1988	2							
4	Maddalena LAGO	13 SEP 1997	2	2						
6	Roberta Elsa CATANIA	12 JAN 1989	2	2					2	1
7	Chiara TREVISAN	15 FEB 1998	2							
8	Silvia COGONI	3 OCT 1991	2						1	
9	Giulia BUONVINGA	2 JUL 2001	2	1						
10	Flavia LANDOLINA	31 AUG 1995	2	1						

Coach: Francesca CIANCIO (ITA)

ITA Played		
PR	SGP	3 - 1
PR	GBR	4 - 3
PR	NED	15 JUL

Legend:

CR5-8 Consolation Round 5-8	G Goals	GC Green Cards	Int'l. M. International Matches
MP Matches Played	No Shirt Number	PG Penalty Goals	PR Preliminary Round
RC Red Cards	SL Sprints Lost	SW Sprints Won	YC Yellow Cards

Timing and Results provided by  TISSOT





Game No.:12

Results

NED 2 vs 5 ITA

1st Period: 1 - 3

2nd Period: 1 - 2

Referees: Ezio AMBROSETTI (USA) / Elan WINTER (GBR)

NED - Netherlands

No	Name	G / S	%	PS	%	AS	S	Punishments			TP
								GC	YC	RC	
1	Charlotte BAKKES	1/4	25								17:17
2	Selina DIJKSTRA	0/2	0								12:14
3	Alisha van den BERG	1/6	17			1					18:41
4	Marijke DIJKMAN	0/2	0								6:43
5	Linda van AS	0/3	0								13:51
6	Marieke van HOFSLLOT						3				8:27
7	Sarissa van VEENENDAAL	0/1	0				1				8:23
8	Diewertje BINK										14:24
Coach:		Maartje SYPKENS									
Total		2/18	11			1	4				

Running Score

NED - ITA

1st Period

0	:	1	PRESTIPINO A.
VAN DEN BERG A.	:	1	
1	:	2	ANASTASI M.
1	:	3	COGONI S.

2nd Period

1	:	4	CATANIA R.
BAKKES C.	:	4	
2	:	5	LANDOLINA F.


ITA - Italy

No	Name	G / S	%	PS	%	AS	S	Punishments			TP
								GC	YC	RC	
1	Ada PRESTIPINO	1/1	100			1					14:37
3	Martina ANASTASI	1/2	50								12:25
4	Maddalena LAGO	0/2	0			2	2				20:00
6	Roberta Elsa CATANIA	1/5	20								18:09
7	Chiara TREVISAN	0/1	0								4:30
8	Silvia COGONI	1/2	50			1		1			15:49
9	Giulia BUONVENGA										2:48
10	Flavia LANDOLINA	1/1	100								11:42
Coach:		Francesca CIANCIO									
Total		5/14	36			4	2	1			

Team Statistics	CS	%	BS	%	PS	%	FB	%	C	SW
Netherlands	2/18	11							0	1
Italy	4/13	31					1/1	100	0	1

Legend:

%	Efficiency	AS	Assists	BS	Background Shots	C	Corner	CS	Close Shots	FB	Fastbreaks
G/S	Goals/Shots	GC	Green Card	PS	Penalty Shots	RC	Red Card	S	Saves	SW	Sprints Won
YC	Yellow Card										

Timing and Results provided by  TISSOT



Game No.:1

Start List

GER vs NZL

Referees: Stephen Jason WATTS (GBR) / Weishuo, Evan KONG (SGP)

GER - Germany

No	Name	Date of Birth	Competition Statistics							
			MP	G	PG	GC	YC	RC	SW	SL
1	Jill Lara RUTZEN	1 DEC 2000								
2	Katharina Magdalena KRUSE	7 SEP 1990								
3	Jule SCHWARZ	30 SEP 1999								
5	Svenja SCHAEPER	6 APR 1995								
6	Nele SCHMALENBACH	24 JUL 2003								
7	Leonie WAGNER	2 MAY 1997								
8	Hilke Sophie VOGT	29 APR 2000								
10	Elena GILLES	6 APR 1989								
Coach: Bjorn TRUBNER (GER)										

GER Played		
PR	NZL	0 - 0
PR	FRA	14 JUL
PR	USA	15 JUL

NZL - New Zealand

No	Name	Date of Birth	Competition Statistics							
			MP	G	PG	GC	YC	RC	SW	SL
1	Sophie WINTON	30 SEP 1993								
2	Klara RICHTER	24 SEP 1997								
3	Emma SUTHERLAND	31 DEC 1987								
4	Georgia WHEELER	16 NOV 1999								
5	Julie BOLTON	12 APR 1990								
6	Kate BOLTON	30 APR 1984								
9	Erin MOORE	12 APR 1990								
10	Casey HALES	9 JUN 2000								
Coach: Freya HOGARTH (NZL) / Kyzen MACDONALD (NZL)										

NZL Played		
PR	GER	0 - 0
PR	USA	14 JUL
PR	FRA	15 JUL

Legend:		
CR5-8	Consolation Round 5-8	
MP	Matches Played	
RC	Red Cards	
G	Goals	
No	Shirt Number	
SL	Sprints Lost	
GC	Green Cards	
PG	Penalty Goals	
SW	Sprints Won	
Int'l. M.	International Matches	
PR	Preliminary Round	
YC	Yellow Cards	

Timing and Results provided by 





Game No.:1

Results

GER 5 vs 2 NZL

1st Period: 3 - 1
2nd Period: 2 - 1

Referees: Stephen Jason WATTS (GBR) / Weishuo, Evan KONG (SGP)

GER - Germany

No	Name	G / S	%	PS	%	AS	S	Punishments			TP
								GC	YC	RC	
1	Jill Lara RUTZEN	0/1	0								18:34
2	Katharina Magdalena KRUSE	1/2	50								5:44
3	Jule SCHWARZ	3/4	75								18:14
5	Svenja SCHAEPER	0/1	0								6:07
6	Nele SCHMALENBACH	1/2	50								6:42
7	Leonie WAGNER	0/2	0								16:43
8	Hilke Sophie VOGT	0/1	0								13:39
10	Elena GILLES										19:07
Coach:		Bjorn ZIROTZKI									
Total		5/13	38								

Running Score

GER - NZL

1st Period	
SCHMALENBACH N.	1 : 0
KRUSE K.	2 : 0
SCHWARZ J.	3 : 0
3 : 1	MOORE E.
2nd Period	
SCHWARZ J.	4 : 1
4 : 2	RICHTER K.
SCHWARZ J.	5 : 2

NZL - New Zealand

No	Name	G / S	%	PS	%	AS	S	Punishments			TP
								GC	YC	RC	
1	Sophie WINTON										6:32
2	Klara RICHTER	1/4	25								15:30
3	Emma SUTHERLAND	0/1	0								2:54
4	Georgia WHEELER	0/1	0								4:54
5	Julie BOLTON	0/4	0								17:21
6	Kate BOLTON	0/2	0								16:55
9	Erin MOORE	1/1	100								19:05
10	Casey HALES	0/3	0								16:49
Coach:		Freya HOGARTH									
Total		2/16	13								

Team Statistics	CS	%	BS	%	PS	%	FB	%	C	SW
Germany	5/13	38							0	1
New Zealand	2/14	14	0/2	0					0	1

Legend:

%	Efficiency	AS	Assists	BS	Background Shots	C	Corner	CS	Close Shots	FB	Fastbreaks
G/S	Goals/Shots	GC	Green Card	PS	Penalty Shots	RC	Red Card	S	Saves	SW	Sprints Won
YC	Yellow Card										

Timing and Results provided by  TISSOT



Game No.:2

Start List

FRA vs USA

Referees: Elan WINTER (GBR) / Maurizio PELLI (ITA)

FRA - France

No	Name	Date of Birth	Competition Statistics							
			MP	G	PG	GC	YC	RC	SW	SL
1	Eloise FRIGOT	8 NOV 1994								
2	Melissa LEDORMEUR	2 JUL 1989								
3	Marion ROBERT	30 AUG 2000								
4	Claire MOAL	3 APR 1992								
5	Celeste LOUIS	12 APR 1999								
6	Aline ROULLAND	15 JUL 1992								
7	Clotilde LEMASLE	23 MAY 2000								
8	Camille MEYER	15 APR 1999								
Coach:		Thomas RICHER (FRA)								

FRA Played		
PR	USA	14 JUL
PR	GER	14 JUL
PR	NZL	15 JUL

USA - United States of America

No	Name	Date of Birth	Competition Statistics							
			MP	G	PG	GC	YC	RC	SW	SL
1	Svetlana PLATONOVA	26 AUG 1984								
2	Olly GOTEL	18 DEC 1967								
4	Sarah McGARRITY	28 AUG 1988								
5	Emily POZZI	15 SEP 1990								
7	Stephanie SCHNORR	15 AUG 1984								
8	Carson Mary CHRUSCICKI	22 JAN 1996								
9	Myrna LEWIS	10 NOV 1994								
10	Tarika THIENAPIRAK	22 NOV 1991								
Coach:		Bill SCHOOLCRAFT (USA)								

USA Played		
PR	FRA	14 JUL
PR	NZL	14 JUL
PR	GER	15 JUL

Legend:		
CR5-8	Consolation Round 5-8	
MP	Matches Played	G Goals
RC	Red Cards	No Shirt Number
		SL Sprints Lost
		GC Green Cards
		PG Penalty Goals
		SW Sprints Won
		Int'l. M. International Matches
		PR Preliminary Round
		YC Yellow Cards

Timing and Results provided by 





Game No.:2

Results

FRA 10 vs 1 USA

1st Period: 5 - 0
2nd Period: 5 - 1

Referees: Elan WINTER (GBR) / Maurizio PELLI (ITA)

FRA - France

No	Name	G / S	%	PS	%	AS	S	Punishments			TP
								GC	YC	RC	
1	Eloise FRIGOT	1/1	100								10:49
2	Melissa LEDORMEUR										12:43
3	Marion ROBERT	1/1	100								11:55
4	Claire MOAL	1/1	100				3				9:06
5	Celeste LOUIS					1	2				20:00
6	Aline ROULLAND	3/3	100								13:24
7	Clotilde LEMASLE	4/5	80			1					10:48
8	Camille MEYER	0/1	0			1					11:15
Coach:		Thomas RICHER									
Total		10/12	83			6	2				

Running Score

FRA - USA

1st Period
 LEMASLE C. 1 : 0
 ROBERT M. 2 : 0
 LEMASLE C. 3 : 0
 ROULLAND A. 4 : 0
 FRIGOT E. 5 : 0

2nd Period
 LEMASLE C. 6 : 0
 ROULLAND A. 7 : 0
 ROULLAND A. 8 : 0
 8 : 1 PLATONOVA S.
 MOAL C. 9 : 1
 LEMASLE C. 10 : 1

USA - United States of America

No	Name	G / S	%	PS	%	AS	S	Punishments			TP
								GC	YC	RC	
1	Svetlana PLATONOVA	1/2	50								15:36
2	Olyy GOTEL										18:06
4	Sarah McGARRITY										4:24
5	Emily POZZI	0/2	0			1					16:59
7	Stephanie SCHNORR	0/2	0								19:24
8	Carson Mary CHRUSCICKI										13:33
9	Myrna LEWIS										5:44
10	Tarika THIENAPIRAK										6:14
Coach:		Bill SCHOOLCRAFT									
Total		1/6	17			1					

Team Statistics	CS	%	BS	%	PS	%	FB	%	C	SW
France	7/8	88	1/2	50			2/2	100	0	2
United States of America	0/3	0	1/3	33					0	0

Legend:											
%	Efficiency	AS	Assists	BS	Background Shots	C	Corner	CS	Close Shots	FB	Fastbreaks
G/S	Goals/Shots	GC	Green Card	PS	Penalty Shots	RC	Red Card	S	Saves	SW	Sprints Won
YC	Yellow Card										

Timing and Results provided by TISSOT





Game No.:5

Start List

GER vs FRA

Referees: Elan WINTER (GBR) / Stephen Jason WATTS (GBR)

GER - Germany

No	Name	Date of Birth	Competition Statistics							
			MP	G	PG	GC	YC	RC	SW	SL
1	Jill Lara RUTZEN	1 DEC 2000	1							
2	Katharina Magdalena KRUSE	7 SEP 1990	1	1						
3	Jule SCHWARZ	30 SEP 1999	1	3						
5	Svenja SCHAEPER	6 APR 1995	1							
6	Nele SCHMALENBACH	24 JUL 2003	1	1						1
7	Leonie WAGNER	2 MAY 1997	1						1	
8	Hilke Sophie VOGT	29 APR 2000	1							
10	Elena GILLES	6 APR 1989	1							
Coach: Bjorn TRUBNER (GER)										

GER Played		
PR	NZL	5 - 2
PR	FRA	14 JUL
PR	USA	15 JUL

FRA - France

No	Name	Date of Birth	Competition Statistics							
			MP	G	PG	GC	YC	RC	SW	SL
1	Eloise FRIGOT	8 NOV 1994	1	1						
2	Melissa LEDORMEUR	2 JUL 1989	1						1	
3	Marion ROBERT	30 AUG 2000	1	1						
4	Claire MOAL	3 APR 1992	1	1						
5	Celeste LOUIS	12 APR 1999	1							
6	Aline ROULLAND	15 JUL 1992	1	3					1	
7	Clotilde LEMASLE	23 MAY 2000	1	4						
8	Camille MEYER	15 APR 1999	1							
Coach: Thomas RICHER (FRA)										

FRA Played		
PR	USA	10 - 1
PR	GER	14 JUL
PR	NZL	15 JUL

Legend:

CR5-8	Consolation Round 5-8	G	Goals	GC	Green Cards	Int'l. M.	International Matches
MP	Matches Played	No	Shirt Number	PG	Penalty Goals	PR	Preliminary Round
RC	Red Cards	SL	Sprints Lost	SW	Sprints Won	YC	Yellow Cards

Timing and Results provided by  TISSOT





Game No.:5

Results

GER 2 vs 2 FRA

1st Period: 0 - 0
2nd Period: 2 - 2

Referees: Elan WINTER (GBR) / Stephen Jason WATTS (GBR)

GER - Germany

No	Name	G / S	%	PS	%	AS	S	Punishments			TP
								GC	YC	RC	
1	Jill Lara RUTZEN	0/2	0				4				13:24
2	Katharina Magdalena KRUSE	0/1	0								10:58
3	Jule SCHWARZ	0/2	0			1					7:16
5	Svenja SCHAEPER	2/4	50								11:34
6	Nele SCHMALENBACH	0/1	0								14:21
7	Leonie WAGNER	0/6	0			1					18:38
8	Hilke Sophie VOGT	0/1	0								12:11
10	Elena GILLES										11:38
Coach:		Bjorn TRUBNER									
Total		2/17	12			2	4				

Running Score

GER - FRA

2nd Period

0 : 1 ROULLAND A.
SCHAEPER S. 1 : 1
SCHAEPER S. 2 : 1
2 : 2 ROBERT M.

FRA - France

No	Name	G / S	%	PS	%	AS	S	Punishments			TP
								GC	YC	RC	
1	Eloise FRIGOT	0/1	0								7:25
2	Melissa LEDORMEUR	0/1	0								9:38
3	Marion ROBERT	1/1	100								12:57
4	Claire MOAL										13:50
5	Celeste LOUIS	0/2	0				3				18:46
6	Aline ROULLAND	1/3	33								12:01
7	Clotilde LEMASLE	0/2	0			2					14:15
8	Camille MEYER										11:08
Coach:		Thomas RICHER									
Total		2/10	20			2	3				

Team Statistics	CS	%	BS	%	PS	%	FB	%	C	SW
Germany	2/15	13	0/2	0					0	1
France	1/7	14	0/2	0			1/1	100	0	1

Legend:											
%	Efficiency	AS	Assists	BS	Background Shots	C	Corner	CS	Close Shots	FB	Fastbreaks
G/S	Goals/Shots	GC	Green Card	PS	Penalty Shots	RC	Red Card	S	Saves	SW	Sprints Won
YC	Yellow Card										

Timing and Results provided by 





Game No.:6

Start List

NZL vs USA

Referees: Maurizio PELLI (ITA) / Weishuo, Evan KONG (SGP)

NZL - New Zealand

No	Name	Date of Birth	Competition Statistics							
			MP	G	PG	GC	YC	RC	SW	SL
2	Klara RICHTER	24 SEP 1997	1	1						
3	Emma SUTHERLAND	31 DEC 1987	1							
4	Georgia WHEELER	16 NOV 1999	1							1
5	Julie BOLTON	12 APR 1990	1							
6	Kate BOLTON	30 APR 1984	1							
7	Sophie WINTON	30 SEP 1993	1						1	
9	Erin MOORE	12 APR 1990	1	1						
10	Casey HALES	9 JUN 2000	1							

Coach: Freya HOGARTH (NZL) / Kyzen MACDONALD (NZL)

NZL Played		
PR	GER	2 - 5
PR	USA	14 JUL
PR	FRA	15 JUL

USA - United States of America

No	Name	Date of Birth	Competition Statistics							
			MP	G	PG	GC	YC	RC	SW	SL
1	Svetlana PLATONOVA	26 AUG 1984	1	1						
2	Olly GOTEL	18 DEC 1967	1							
4	Sarah McGARRITY	28 AUG 1988	1							
5	Emily POZZI	15 SEP 1990	1							
7	Stephanie SCHNORR	15 AUG 1984	1							2
8	Carson Mary CHRUSCICKI	22 JAN 1996	1							
9	Myrna LEWIS	10 NOV 1994	1							
10	Tarika THIENAPIRAK	22 NOV 1991	1							

Coach: Bill SCHOOLCRAFT (USA)

USA Played		
PR	FRA	1 - 10
PR	NZL	14 JUL
PR	GER	15 JUL

Legend:		
CR5-8	Consolation Round 5-8	
MP	Matches Played	G Goals
RC	Red Cards	No Shirt Number
		SL Sprints Lost
		GC Green Cards
		PG Penalty Goals
		SW Sprints Won
		Int'l. M. International Matches
		PR Preliminary Round
		YC Yellow Cards

Timing and Results provided by 





Game No.:6

Results

NZL 9 vs 0 USA

1st Period: 6 - 0
2nd Period: 3 - 0

Referees: Maurizio PELLI (ITA) / Weishuo, Evan KONG (SGP)

NZL - New Zealand

No	Name	G / S	%	PS	%	AS	S	Punishments			TP
								GC	YC	RC	
2	Klara RICHTER	0/3	0			1					13:02
3	Emma SUTHERLAND	0/2	0					1			13:33
4	Georgia WHEELER	3/5	60			1					9:41
5	Julie BOLTON					2					7:17
6	Kate BOLTON	1/2	50			1	3				18:57
7	Sophie WINTON	0/1	0								9:23
9	Erin MOORE	1/2	50			1					14:56
10	Casey HALES	4/6	67			1					13:11
Coach:		Freya HOGARTH									
Total		9/21	43			7	3	1			

Running Score

NZL - USA

1st Period
HALES C. 1 : 0
HALES C. 2 : 0
MOORE E. 3 : 0
WHEELER G. 4 : 0
WHEELER G. 5 : 0
HALES C. 6 : 0

2nd Period
WHEELER G. 7 : 0
HALES C. 8 : 0
BOLTON K. 9 : 0

USA - United States of America

No	Name	G / S	%	PS	%	AS	S	Punishments			TP
								GC	YC	RC	
1	Svetlana PLATONOVA	0/1	0								17:20
2	Olyy GOTEL										13:53
4	Sarah McGARRITY										4:39
5	Emily POZZI										17:47
7	Stephanie SCHNORR	0/1	0								19:52
8	Carson Mary CHRUSCICKI	0/2	0				2				11:25
9	Myrna LEWIS										6:29
10	Tarika THIENAPIRAK	0/1	0								8:35
Coach:		Bill SCHOOLCRAFT									
Total		0/5	0				2				

Team Statistics	CS	%	BS	%	PS	%	FB	%	C	SW
New Zealand	6/17	35					3/4	75	0	2
United States of America	0/3	0	0/2	0					0	0

Legend:											
%	Efficiency	AS	Assists	BS	Background Shots	C	Corner	CS	Close Shots	FB	Fastbreaks
G/S	Goals/Shots	GC	Green Card	PS	Penalty Shots	RC	Red Card	S	Saves	SW	Sprints Won
YC	Yellow Card										

Timing and Results provided by TISSOT





Game No.:9

Start List

GER vs USA

Referees: Weishuo, Evan KONG (SGP) / Elan WINTER (GBR)

GER - Germany

No	Name	Date of Birth	Competition Statistics							
			MP	G	PG	GC	YC	RC	SW	SL
1	Jill Lara RUTZEN	1 DEC 2000	2							
2	Katharina Magdalena KRUSE	7 SEP 1990	2	1						
3	Jule SCHWARZ	30 SEP 1999	2	3						
5	Svenja SCHAEPER	6 APR 1995	2	2						
6	Nele SCHMALENBACH	24 JUL 2003	2	1						1
7	Leonie WAGNER	2 MAY 1997	2						2	1
8	Hilke Sophie VOGT	29 APR 2000	2							
10	Elena GILLES	6 APR 1989	2							
Coach: Bjorn TRUBNER (GER)										

GER Played		
PR	NZL	5 - 2
PR	FRA	2 - 2
PR	USA	15 JUL

USA - United States of America

No	Name	Date of Birth	Competition Statistics							
			MP	G	PG	GC	YC	RC	SW	SL
1	Svetlana PLATONOVA	26 AUG 1984	2	1						
2	Olly GOTEL	18 DEC 1967	2							2
4	Sarah McGARRITY	28 AUG 1988	2							
5	Emily POZZI	15 SEP 1990	2							
7	Stephanie SCHNORR	15 AUG 1984	2							2
8	Carson Mary CHRUSCICKI	22 JAN 1996	2							
9	Myrna LEWIS	10 NOV 1994	2							
10	Tarika THIENAPIRAK	22 NOV 1991	2							
Coach: Bill SCHOOLCRAFT (USA)										

USA Played		
PR	FRA	1 - 10
PR	NZL	0 - 9
PR	GER	15 JUL

Legend:		
CR5-8	Consolation Round 5-8	
MP	Matches Played	G Goals
RC	Red Cards	No Shirt Number
		SL Sprints Lost
		GC Green Cards
		PG Penalty Goals
		SW Sprints Won
		Int'l. M. International Matches
		PR Preliminary Round
		YC Yellow Cards

Timing and Results provided by 





Game No.:9

Results

GER 12 vs 0 USA

1st Period: 4 - 0

2nd Period: 8 - 0

Referees: Weishuo, Evan KONG (SGP) / Elan WINTER (GBR)

GER - Germany

No	Name	G / S	%	PS	%	AS	S	Punishments			TP
								GC	YC	RC	
1	Jill Lara RUTZEN	0/1	0			2	2				16:49
2	Katharina Magdalena KRUSE	1/1	100								12:44
3	Jule SCHWARZ	1/3	33					1			12:07
5	Svenja SCHAEPER	2/3	67			2					8:45
6	Nele SCHMALENBACH	3/3	100								13:51
7	Leonie WAGNER	3/4	75				1				11:23
8	Hilke Sophie VOGT	1/1	100								11:25
10	Elena GILLES	1/5	20			2					12:56
Coach:		Bjorn TRUBNER									
Total		12/21	57			7	2	1			

Running Score

GER - USA

1st Period

SCHWARZ J.	1	: 0
SCHAEPER S.	2	: 0
WAGNER L.	3	: 0
VOGT H.	4	: 0

2nd Period

SCHMALENBACH N.	5	: 0
GILLES E.	6	: 0
WAGNER L.	7	: 0
WAGNER L.	8	: 0
SCHAEPER S.	9	: 0
SCHMALENBACH N.	10	: 0
KRUSE K.	11	: 0
SCHMALENBACH N.	12	: 0


USA - United States of America

No	Name	G / S	%	PS	%	AS	S	Punishments			TP
								GC	YC	RC	
1	Svetlana PLATONOVA	0/1	0								15:55
2	Olly GOTEL	0/1	0								16:50
4	Sarah McGARRITY	0/1	0								6:23
5	Emily POZZI	0/1	0								18:33
7	Stephanie SCHNORR	0/1	0								16:25
8	Carson Mary CHRUSCICKI						2	1			11:32
9	Myrna LEWIS										6:36
10	Tarika THIENAPIRAK						1				7:46
Coach:		Bill SCHOOLCRAFT									
Total		0/5	0				3	1			

Team Statistics	CS	%	BS	%	PS	%	FB	%	C	SW
Germany	7/15	47					5/6	83	0	1
United States of America	0/4	0	0/1	0					0	1

Legend:

%	Efficiency	AS	Assists	BS	Background Shots	C	Corner	CS	Close Shots	FB	Fastbreaks
G/S	Goals/Shots	GC	Green Card	PS	Penalty Shots	RC	Red Card	S	Saves	SW	Sprints Won
YC	Yellow Card										

Timing and Results provided by  TISSOT



Game No.:10

Start List

NZL vs FRA

Referees: Stephen Jason WATTS (GBR) / Maurizio PELLI (ITA)

NZL - New Zealand

No	Name	Date of Birth	Competition Statistics							
			MP	G	PG	GC	YC	RC	SW	SL
2	Klara RICHTER	24 SEP 1997	2	1						
3	Emma SUTHERLAND	31 DEC 1987	2			1				
4	Georgia WHEELER	16 NOV 1999	2	3						1
5	Julie BOLTON	12 APR 1990	2							
6	Kate BOLTON	30 APR 1984	2	1						
7	Sophie WINTON	30 SEP 1993	2						2	
9	Erin MOORE	12 APR 1990	2	2						
10	Casey HALES	9 JUN 2000	2	4						1
Coach: Freya HOGARTH (NZL)										


NZL Played		
PR	GER	2 - 5
PR	USA	9 - 0
PR	FRA	15 JUL

FRA - France

No	Name	Date of Birth	Competition Statistics							
			MP	G	PG	GC	YC	RC	SW	SL
1	Eloise FRIGOT	8 NOV 1994	2	1						
2	Melissa LEDORMEUR	2 JUL 1989	2						2	
3	Marion ROBERT	30 AUG 2000	2	2						
4	Claire MOAL	3 APR 1992	2	1						
5	Celeste LOUIS	12 APR 1999	2							
6	Aline ROULLAND	15 JUL 1992	2	4					1	1
7	Clotilde LEMASLE	23 MAY 2000	2	4						
8	Camille MEYER	15 APR 1999	2							
Coach: Thomas RICHER (FRA)										

FRA Played		
PR	USA	10 - 1
PR	GER	2 - 2
PR	NZL	15 JUL

Legend:		
CR5-8	Consolation Round 5-8	
MP	Matches Played	G Goals
RC	Red Cards	No Shirt Number
		SL Sprints Lost
		GC Green Cards
		PG Penalty Goals
		SW Sprints Won
		Int'l. M. International Matches
		PR Preliminary Round
		YC Yellow Cards

Timing and Results provided by 





Game No.:10

Results

NZL 2 vs 9 FRA

1st Period: 1 - 4
2nd Period: 1 - 5

Referees: Stephen Jason WATTS (GBR) / Maurizio PELLI (ITA)

NZL - New Zealand

No	Name	G / S	%	PS	%	AS	S	Punishments			TP
								GC	YC	RC	
2	Klara RICHTER	0/2	0								12:31
3	Emma SUTHERLAND										2:34
4	Georgia WHEELER	1/4	25	1/1	100						14:52
5	Julie BOLTON	0/2	0					1			12:00
6	Kate BOLTON	0/1	0				1				14:12
7	Sophie WINTON	0/2	0								10:09
9	Erin MOORE	1/3	33								16:36
10	Casey HALES	0/2	0								10:42
Coach:		Freya HOGARTH									
Total		2/16	13	1/1	100		1	1			

Running Score

NZL - FRA

1st Period	
0 : 1	MOAL C.
0 : 2	LEDORMEUR M.
0 : 3	LEDORMEUR M.
1 : 3	WHEELER G.
1 : 4	MEYER C.
2nd Period	
2 : 4	MOORE E.
2 : 5	LEDORMEUR M.
2 : 6	ROBERT M.
2 : 7	LEDORMEUR M.
2 : 8	ROULLAND A.
2 : 9	ROULLAND A.

FRA - France

No	Name	G / S	%	PS	%	AS	S	Punishments			TP
								GC	YC	RC	
1	Eloise FRIGOT										10:49
2	Melissa LEDORMEUR	4/4	100								10:34
3	Marion ROBERT	1/2	50					1			13:08
4	Claire MOAL	1/3	33								13:18
5	Celeste LOUIS										19:31
6	Aline ROULLAND	2/2	100			1		1			10:08
7	Clotilde LEMASLE	0/3	0								13:17
8	Camille MEYER	1/1	100	1/1	100						9:15
Coach:		Thomas RICHER									
Total		9/15	60	1/1	100	1		2			

Team Statistics	CS	%	BS	%	PS	%	FB	%	C	SW
New Zealand	1/15	7			1/1	100			0	0
France	7/12	58			1/1	100	1/2	50	0	2

Legend:											
%	Efficiency	AS	Assists	BS	Background Shots	C	Corner	CS	Close Shots	FB	Fastbreaks
G/S	Goals/Shots	GC	Green Card	PS	Penalty Shots	RC	Red Card	S	Saves	SW	Sprints Won
YC	Yellow Card										

Timing and Results provided by TISSOT

