



Lacrosse






	Lacrosse	1
1	Table of Contents	2
2	Competition Schedule	6
3	Medallists by Event	7
4	Medal Standings	9
5	Men's	10
5.1	Team Roster	11
5.1.1	Team Roster - AUS	11
5.1.2	Team Roster - CAN	12
5.1.3	Team Roster - GBR	13
5.1.4	Team Roster - GER	14
5.1.5	Team Roster - HNL	15
5.1.6	Team Roster - ISR	16
5.1.7	Team Roster - JPN	17
5.1.8	Team Roster - USA	18
5.2	Tournament Summary	19
5.3	Medallists (Team)	21
5.4	Finals	22
5.4.1	7th Place Game #M15	22
5.4.1.1	Start List GER - ISR	22
5.4.1.2	Results GER - ISR	23
5.4.2	5th Place Game #M16	24
5.4.2.1	Start List AUS - HNL	24
5.4.2.2	Results AUS - HNL	25
5.4.3	Bronze Medal Game #M17	26
5.4.3.1	Start List JPN - GBR	26
5.4.3.2	Results JPN - GBR	27
5.4.4	Gold Medal Game #M18	28
5.4.4.1	Start List USA - CAN	28
5.4.4.2	Results USA - CAN	29
5.5	Semifinals	30
5.5.1	Game #M13	30
5.5.1.1	Start List USA - JPN	30
5.5.1.2	Results USA - JPN	31
5.5.2	Game #M14	32
5.5.2.1	Start List GBR - CAN	32
5.5.2.2	Results GBR - CAN	33

5.6	Preliminary Round - Group B	34
5.6.1	Game #M02	34
5.6.1.1	Start List ISR - JPN	34
5.6.1.2	Results ISR - JPN	35
5.6.2	Game #M03	36
5.6.2.1	Start List CAN - HNL	36
5.6.2.2	Results CAN - HNL	37
5.6.3	Game #M06	38
5.6.3.1	Start List JPN - CAN	38
5.6.3.2	Results JPN - CAN	39
5.6.4	Game #M07	40
5.6.4.1	Start List HNL - ISR	40
5.6.4.2	Results HNL - ISR	41
5.6.5	Game #M10	42
5.6.5.1	Start List JPN - HNL	42
5.6.5.2	Results JPN - HNL	43
5.6.6	Game #M11	44
5.6.6.1	Start List CAN - ISR	44
5.6.6.2	Results CAN - ISR	45
5.7	Preliminary Round - Group A	46
5.7.1	Game #M01	46
5.7.1.1	Start List GBR - AUS	46
5.7.1.2	Results GBR - AUS	47
5.7.2	Game #M04	48
5.7.2.1	Start List USA - GER	48
5.7.2.2	Results USA - GER	49
5.7.3	Game #M05	50
5.7.3.1	Start List AUS - GER	50
5.7.3.2	Results AUS - GER	51
5.7.4	Game #M08	52
5.7.4.1	Start List GBR - USA	52
5.7.4.2	Results GBR - USA	53
5.7.5	Game #M09	54
5.7.5.1	Start List GER - GBR	54
5.7.5.2	Results GER - GBR	55
5.7.6	Game #M12	56
5.7.6.1	Start List USA - AUS	56
5.7.6.2	Results USA - AUS	57
6	Women's	58
6.1	Team Roster	59
6.1.1	Team Roster - AUS	59
6.1.2	Team Roster - CAN	60
6.1.3	Team Roster - CZE	61
6.1.4	Team Roster - GBR	62

6.1.5	Team Roster - HNL	63
6.1.6	Team Roster - ISR	64
6.1.7	Team Roster - JPN	65
6.1.8	Team Roster - USA	66
6.2	Tournament Summary	67
6.3	Medallists (Team)	69
6.4	Finals	70
6.4.1	7th Place Game #W15	70
6.4.1.1	Start List CZE - HNL	70
6.4.1.2	Results CZE - HNL	71
6.4.2	5th Place Game #W16	72
6.4.2.1	Start List JPN - ISR	72
6.4.2.2	Results JPN - ISR	73
6.4.3	Bronze Medal Game #W17	74
6.4.3.1	Start List GBR - AUS	74
6.4.3.2	Results GBR - AUS	75
6.4.4	Gold Medal Game #W18	76
6.4.4.1	Start List USA - CAN	76
6.4.4.2	Results USA - CAN	77
6.5	Semifinals	78
6.5.1	Game #W13	78
6.5.1.1	Start List USA - GBR	78
6.5.1.2	Results USA - GBR	79
6.5.2	Game #W14	80
6.5.2.1	Start List AUS - CAN	80
6.5.2.2	Results AUS - CAN	81
6.6	Preliminary Round - Group B	82
6.6.1	Game #W02	82
6.6.1.1	Start List HNL - ISR	82
6.6.1.2	Results HNL - ISR	83
6.6.2	Game #W03	84
6.6.2.1	Start List CAN - GBR	84
6.6.2.2	Results CAN - GBR	85
6.6.3	Game #W05	86
6.6.3.1	Start List GBR - HNL	86
6.6.3.2	Results GBR - HNL	87
6.6.4	Game #W07	88
6.6.4.1	Start List ISR - CAN	88
6.6.4.2	Results ISR - CAN	89
6.6.5	Game #W10	90
6.6.5.1	Start List CAN - HNL	90
6.6.5.2	Results CAN - HNL	91
6.6.6	Game #W11	92
6.6.6.1	Start List ISR - GBR	92


6.6.6.2	Results ISR - GBR	93
6.7	Preliminary Round - Group A	94
6.7.1	Game #W01	94
6.7.1.1	Start List CZE - JPN	94
6.7.1.2	Results CZE - JPN	95
6.7.2	Game #W04	96
6.7.2.1	Start List USA - AUS	96
6.7.2.2	Results USA - AUS	97
6.7.3	Game #W06	98
6.7.3.1	Start List AUS - CZE	98
6.7.3.2	Results AUS - CZE	99
6.7.4	Game #W08	100
6.7.4.1	Start List JPN - USA	100
6.7.4.2	Results JPN - USA	101
6.7.5	Game #W09	102
6.7.5.1	Start List JPN - AUS	102
6.7.5.2	Results JPN - AUS	103
6.7.6	Game #W12	104
6.7.6.1	Start List USA - CZE	104
6.7.6.2	Results USA - CZE	105




Competition Schedule

As of TUE 12 JUL 2022

Date	Start Time	Estimated Finish Time	Game No.	Gender	Phase	Teams
FRI 8 JUL	10:30	11:30	1	Men	Preliminary Round - Group A	GBR vs AUS
	12:00	13:00	2	Men	Preliminary Round - Group B	ISR vs JPN
	14:00	15:00	3	Men	Preliminary Round - Group B	CAN vs HNL
	15:30	16:30	4	Men	Preliminary Round - Group A	USA vs GER
SAT 9 JUL	10:30	11:30	5	Men	Preliminary Round - Group A	AUS vs GER
	12:00	13:00	6	Men	Preliminary Round - Group B	JPN vs CAN
	14:00	15:00	7	Men	Preliminary Round - Group B	HNL vs ISR
	15:30	16:30	8	Men	Preliminary Round - Group A	GBR vs USA
SUN 10 JUL	10:30	11:30	9	Men	Preliminary Round - Group A	GER vs GBR
	12:00	13:00	10	Men	Preliminary Round - Group B	JPN vs HNL
	14:00	15:00	11	Men	Preliminary Round - Group B	CAN vs ISR
	15:30	16:30	12	Men	Preliminary Round - Group A	USA vs AUS
MON 11 JUL	10:30	11:30	15	Men	7th Place Game	GER vs ISR
	12:00	13:00	16	Men	5th Place Game	AUS vs HNL
	14:00	15:00	13	Men	Semifinal	USA vs JPN
	15:30	16:30	14	Men	Semifinal	GBR vs CAN
TUE 12 JUL	10:30	11:30	1	Women	Preliminary Round - Group A	CZE vs JPN
	12:00	13:00	2	Women	Preliminary Round - Group B	HNL vs ISR
	14:00	15:00	3	Women	Preliminary Round - Group B	CAN vs GBR
	15:30	16:30	4	Women	Preliminary Round - Group A	USA vs AUS
	19:00	20:00	17	Men	Bronze Medal Game	JPN vs GBR
	20:30	21:30	18	Men	Gold Medal Game	USA vs CAN
WED 13 JUL	8:00	9:00	5	Women	Preliminary Round - Group B	GBR vs HNL
	9:15	10:15	6	Women	Preliminary Round - Group A	AUS vs CZE
	10:30	11:30	7	Women	Preliminary Round - Group B	ISR vs CAN
	11:45	12:45	8	Women	Preliminary Round - Group A	JPN vs USA
THU 14 JUL	10:30	11:30	9	Women	Preliminary Round - Group A	JPN vs AUS
	12:00	13:00	10	Women	Preliminary Round - Group B	CAN vs HNL
	14:00	15:00	11	Women	Preliminary Round - Group B	ISR vs GBR
	15:30	16:30	12	Women	Preliminary Round - Group A	USA vs CZE
FRI 15 JUL	10:30	11:30	15	Women	7th Place Game	A4 vs B4
	12:00	13:00	16	Women	5th Place Game	A3 vs B3
	14:00	15:00	13	Women	Semifinal	A1 vs B2
	15:30	16:30	14	Women	Semifinal	A2 vs B1
SAT 16 JUL	19:00	20:00	17	Women	Bronze Medal Game	Loser #W13 vs Loser #W14
	20:30	21:30	18	Women	Gold Medal Game	Winner #W13 vs Winner #W14

Timing and Results provided by 



Medallists by Event


As of WED 8 MAR 2023

REVISED
8 MAR 17:00

After 2 of 2 Events

Event	Date	Medal	Name	Country Code
Men	12 JUL 2022	GOLD	BERG Wesley	CAN
			BYRNE Josh	
			ROGERS Challen	
			MACINTOSH Jordan	
			BOWERING Reid	
			PETTERSON Clarke	
			PORTER Drake	
			DOBSON Brett	
			TEAT Jeff	
			COLE Bryan	
			CURRIER Zach	
		SMITH Dhane		
		SILVER	KIRST Connor	USA
			HEACOCK Colin	
			TIERNEY Ryan	
			GHITELMAN Adam	
			TEVLIN Brian	
			GUTERDING Justin	
			BYRNES Liam	
			CONRAD Ryan	
			GOODRICH Zach	
			SCHREIBER Tom	
		BRONZE	KELLY Jack	JPN
			BRANDAU Matt	
			TATEISHI Shinya	
			OBANA Kazuki	
			KOMATSU Yuto	
SANO Kiyoshi				
SATO Dai				
KANAYA Hiroki				
UMEHARA Tomoki				
NATSUME Seiya				
SUZUKI Junichi				
TOKUMASU Soya				
FUKUSHIMA Yuki				
SUGIHARA Kinori				






Medallists by Event

As of WED 8 MAR 2023


REVISED
8 MAR 17:00

Event	Date	Medal	Name	Country Code
Women	16 JUL 2022	GOLD	BLACK Lauren	CAN
			CORDINGLEY Aurora	
			BOISSONNEAULT Emily	
			WALKER-WELCH Brooklyn	
			PERRONI Nicole	
			KINNA Megan	
			SUTTON Lydia	
			CHILD Annabel	
			DOBBIE Dana	
			EVANS Erica	
		SPENCE Lauren		
		SILVER	PETTY Paige	USA
			CHOMA Kasey	
			SMITH Belle	
			DOUCETTE Madison	
			AHERN Madison	
			PAVINELLI Danielle	
			MASERA Ellie	
			SWART Sam	
			TYRRELL Meaghan	
			WURZBURGER Caitlyn	
		BRONZE	DONOVAN Marge	AUS
			HICKLEN Haley	
			SMITH Sarah	
			LANE Bec	
			WILLIAMS Indyah	
			THORNE Abby	
			MOLLISON Sarah	
CUNNINGHAM Addie				
KWAS Theo				
DOSTER Cassidy				
PARKER Olivia				
BROWN Tegan				
YU Bonnie				
LATCH Georgia				

BAXTER Madalyn (CAN) has been disqualified

Timing and Results provided by  TISSOT





Medal Standings

As of SAT 16 JUL 2022

After 2 of 2 Events

Rank	Country	Men				Women				Total				Rank by Total		
		G	S	B	Tot	G	S	B	Tot	G	S	B	Tot			
1	CAN - Canada	1			1	1			1				2			=1
2	USA - United States of America		1		1		1		1				2			=1
3	AUS - Australia							1	1					1	1	=3
3	JPN - Japan			1	1									1	1	=3
Total:		1	1	1	3	1	1	1	3	2	2	2	6			

Legend:
 = Equal sign indicates that two or more countries share the same rank by total
 B Bronze G Gold S Silver Tot Total

Timing and Results provided by **TISSOT**






Lacrosse

Men's





Team Roster


As of FRI 8 JUL 2022

AUS - Australia

Shirt Number	Name	Playing Position	Date of Birth	Age
1	AARON Sean	Goalkeeper	4 SEP 1988	33
4	KEESING Luke	Fieldplayer	28 OCT 1991	30
6	HALL Caleb	Fieldplayer	21 DEC 1986	35
7	FUSS Matt	Fieldplayer	12 MAR 1992	30
9	PURDIE Gordon	Fieldplayer	28 SEP 1996	25
11	Jack PRICE	Fieldplayer	18 NOV 1999	22
13	MACKINNON Campbell	Fieldplayer	15 JUL 1994	27
16	GRAHAM Tom	Fieldplayer	6 SEP 1992	29
24	WALKER Lachlan	Fieldplayer	3 JAN 1993	29
43	HOWARD Donnie	Fieldplayer	20 JUL 2000	21
52	STONE Tim	Fieldplayer	14 OCT 1991	30
96	PARSONS Lucas	Fieldplayer	22 JUN 1998	24

Team Officials:

Headcoach MEREDITH Glenn



Team Roster


As of FRI 8 JUL 2022

CAN - Canada

Shirt Number	Name	Playing Position	Date of Birth	Age
14	BERG Wesley	Fieldplayer	19 APR 1993	29
22	BYRNE Josh	Fieldplayer	15 APR 1994	28
23	ROGERS Challen	Fieldplayer	26 APR 1994	28
24	MACINTOSH Jordan	Fieldplayer	19 SEP 1989	32
28	BOWERING Reid	Fieldplayer	19 MAY 1998	24
42	PETTERSON Clarke	Fieldplayer	23 AUG 1997	24
45	PORTER Drake	Fieldplayer	1 JUN 1998	24
47	DOBSON Brett	Goalkeeper	3 APR 2000	22
51	TEAT Jeff	Fieldplayer	30 APR 1997	25
55	COLE Bryan	Fieldplayer	12 NOV 1993	28
77	CURRIER Zach	Fieldplayer	30 MAY 1994	28
92	SMITH Dhane	Fieldplayer	23 SEP 1992	29

Team Officials:

Headcoach MERRILL Brodie



Team Roster


As of FRI 8 JUL 2022

GBR - Great Britain

Shirt Number	Name	Playing Position	Date of Birth	Age
1	DWOBENG Hal	Goalkeeper	22 APR 1998	24
2	BAXTER Will	Goalkeeper	15 MAY 1996	26
3	PAGE-LAYCOCK Ben	Fieldplayer	30 MAY 1998	24
4	BRACEGIRDLE Tom	Fieldplayer	26 OCT 1993	28
5	RUSSELL Alex	Fieldplayer	25 SEP 1996	25
6	MILLS Luke	Fieldplayer	3 JAN 1995	27
7	HUNNS Ryan	Fieldplayer	15 AUG 1994	27
8	SWEETMAN Ryan	Fieldplayer	26 NOV 1992	29
9	BUNIO Lyndon	Fieldplayer	14 MAY 1996	26
10	POMFRET Mike	Fieldplayer	16 SEP 1999	22
11	GUY Zac	Fieldplayer	18 JUL 1991	30
12	KIRKLAND Tommy	Fieldplayer	10 JUN 1991	31

Team Officials:

Headcoach WENHAM Tom



Team Roster


As of FRI 8 JUL 2022

GER - Germany

Shirt Number	Name	Playing Position	Date of Birth	Age
1	BOCKERMANN Jakob	Fieldplayer	13 OCT 1999	22
7	SPIEGEL Moritz	Fieldplayer	20 DEC 1993	28
8	Adam EAKINS	Fieldplayer	28 NOV 1995	26
9	BECKMANN David	Fieldplayer	3 FEB 1998	24
10	NORING Leonard	Goalkeeper	20 JAN 1999	23
13	ZINOVIEV Mikhail	Goalkeeper	6 FEB 2000	22
14	KINS Felix	Fieldplayer	29 MAY 2001	21
16	SPIEGEL Soren	Fieldplayer	27 NOV 1996	25
17	KINS Lukas	Fieldplayer	28 APR 1997	25
17	NITSCH Dominik	Fieldplayer	26 JUL 1993	28
24	WISMER Justin	Fieldplayer	22 DEC 1999	22
26	Wynton BASTIAN	Fieldplayer	26 AUG 2001	20

Team Officials:

Headcoach DESANTIS Pete (USA)



Team Roster


As of FRI 8 JUL 2022

HNL - Haudenosaunee Confederacy

Shirt Number	Name	Playing Position	Date of Birth	Age
1	NANTICOKE Tehoka	Fieldplayer	18 JAN 1998	24
4	PATTERSON Jakob	Fieldplayer	29 APR 1997	25
15	FOX Jake	Fieldplayer	4 JUL 1996	26
19	THOMPSON Shonwahnonkon	Fieldplayer	19 OCT 1999	22
23	Brooker MUIR	Fieldplayer	1 JAN 1994	28
24	TARBELL Kason	Fieldplayer	17 JUL 1996	25
33	JOHN Ron	Fieldplayer	17 APR 1999	23
43	BOMBERRY Brendan	Fieldplayer	17 JUN 1995	27
45	JAMIESON Cody	Fieldplayer	17 JUL 1987	34
47	JACKSON Kyle	Fieldplayer	22 AUG 1993	28
74	THOMPSON Jeremy	Fieldplayer	1 MAR 1987	35
76	HILL Warren	Goalkeeper	16 JUL 1992	29

Team Officials:

Headcoach MILLIMAN Peter



Team Roster

As of FRI 8 JUL 2022

ISR - Israel

Shirt Number	Name	Playing Position	Date of Birth	Age
1	FISCHER Eric	Goalkeeper	8 SEP 1994	27
5	APPLEBAUM Daniel	Fieldplayer	21 NOV 1990	31
7	SILBERLICHT Jacob	Fieldplayer	11 SEP 1991	30
9	SEMISCH Timothy	Fieldplayer	18 SEP 1991	30
12	KADISH Ian	Fieldplayer	29 MAR 1996	26
13	HARPER Kevin	Fieldplayer	9 MAY 1989	33
14	POPECK Matthew	Fieldplayer	24 MAR 1999	23
19	PALL Zachary	Fieldplayer	12 APR 1990	32
34	UTTING Douglas	Fieldplayer	12 JUN 1991	31
40	FLAPAN Matthew	Fieldplayer	17 FEB 1990	32
44	BOCK Isaac	Fieldplayer	20 DEC 1992	29
77	KRUTER Andrew	Fieldplayer	26 MAY 1992	30

Team Officials:

Headcoach MACARTHUR Brad (CAN)





Team Roster

As of FRI 8 JUL 2022

JPN - Japan

Shirt Number	Name	Playing Position	Date of Birth	Age
1	TATEISHI Shinya	Fieldplayer	15 MAY 1998	24
2	OBANA Kazuki	Fieldplayer	26 FEB 1997	25
3	KOMATSU Yuto	Fieldplayer	17 MAR 1999	23
5	SANO Kiyoshi	Fieldplayer	11 JUL 1998	23
13	SATO Dai	Fieldplayer	8 SEP 1994	27
14	KANAYA Hiroki	Fieldplayer	21 NOV 1996	25
15	UMEHARA Tomoki	Fieldplayer	7 FEB 1996	26
16	NATSUME Seiya	Fieldplayer	19 MAR 1990	32
17	SUZUKI Junichi	Fieldplayer	2 APR 1995	27
18	TOKUMASU Soya	Goalkeeper	10 MAY 1993	29
19	FUKUSHIMA Yuki	Goalkeeper	26 MAY 1996	26
23	SUGIHARA Kinori	Fieldplayer	2 FEB 1995	27

Team Officials:

Headcoach HASEGAWA Gen


Timing and Results provided by  TISSOT

LAXMTEAM6-----_C33_MJPN 1

Report Created FRI 8 JUL 2022 10:34

Page 1 / 1





Team Roster

As of FRI 8 JUL 2022

USA - United States of America

Shirt Number	Name	Playing Position	Date of Birth	Age
1	KIRST Connor	Fieldplayer	10 AUG 1997	24
2	HEACOCK Colin	Fieldplayer	7 APR 1994	28
3	TIERNEY Ryan	Fieldplayer	23 AUG 1998	23
8	GHITELMAN Adam	Goalkeeper	25 APR 1989	33
12	TEVLIN Brian	Fieldplayer	25 JAN 1999	23
13	GUTERDING Justin	Fieldplayer	3 FEB 1995	27
21	BYRNES Liam	Fieldplayer	19 APR 1993	29
22	CONRAD Ryan	Fieldplayer	13 JAN 1997	25
25	GOODRICH Zach	Fieldplayer	30 OCT 1997	24
26	SCHREIBER Tom	Fieldplayer	24 FEB 1992	30
31	KELLY Jack	Goalkeeper	22 OCT 1994	27
41	BRANDAU Matt	Fieldplayer	6 DEC 1998	23

Team Officials:

Headcoach SHAY Andy



Tournament Summary

As of TUE 12 JUL 2022

Preliminary Round

Phase	Match No.	Teams	Start Time	Final	1st Quarter	2nd Quarter	3rd Quarter	4th Quarter	End of Regulation
Preliminary Round - Group A	M01	GBR - AUS	10:30	13 - 11	1 - 2	3 - 4	4 - 3	5 - 2	
Preliminary Round - Group B	M02	ISR - JPN	12:00	21 - 20	6 - 6	3 - 4	4 - 7	7 - 3	(1.OT) 20 - 20
Preliminary Round - Group B	M03	CAN - HNL	14:00	21 - 9	4 - 1	5 - 4	8 - 2	4 - 2	
Preliminary Round - Group A	M04	USA - GER	15:30	27 - 10	9 - 2	4 - 0	6 - 6	8 - 2	
Preliminary Round - Group A	M05	AUS - GER	10:30	24 - 8	5 - 0	6 - 1	8 - 1	5 - 6	
Preliminary Round - Group B	M06	JPN - CAN	12:00	10 - 26	2 - 5	2 - 8	1 - 6	5 - 7	
Preliminary Round - Group B	M07	HNL - ISR	14:00	16 - 12	6 - 3	0 - 1	4 - 4	6 - 4	
Preliminary Round - Group A	M08	GBR - USA	15:30	9 - 17	1 - 2	3 - 2	2 - 7	3 - 6	
Preliminary Round - Group A	M09	GER - GBR	10:30	10 - 22	2 - 5	3 - 6	2 - 7	3 - 4	
Preliminary Round - Group B	M10	JPN - HNL	12:00	20 - 16	4 - 4	6 - 4	3 - 2	7 - 6	
Preliminary Round - Group B	M11	CAN - ISR	14:00	26 - 7	8 - 1	7 - 1	2 - 4	9 - 1	
Preliminary Round - Group A	M12	USA - AUS	15:30	19 - 10	6 - 3	6 - 0	3 - 5	4 - 2	

Preliminary Round

Group A

Rank	Team	Pts	MP	W	L	GF	GA	Diff.
1	USA	9	3	3	0	63	29	34
2	GBR	6	3	2	1	44	38	6
3	AUS	3	3	1	2	45	40	5
4	GER	0	3	0	3	28	73	-45

Team	USA	GBR	AUS	GER
USA		17 - 9	19 - 10	27 - 10
GBR	9 - 17		13 - 11	22 - 10
AUS	10 - 19	11 - 13		24 - 8
GER	10 - 27	10 - 22	8 - 24	

Group B

Rank	Team	Pts	MP	W	L	GF	GA	Diff.
1	CAN	9	3	3	0	73	26	47
2	JPN	3	3	1	2	50	63	-13
3	HNL	3	3	1	2	41	53	-12
4	ISR	3	3	1	2	40	62	-22


Team	CAN	JPN	HNL	ISR
CAN		26 - 10	21 - 9	26 - 7
JPN	10 - 26		20 - 16	20 - 21
HNL	9 - 21	16 - 20		16 - 12
ISR	7 - 26	21 - 20	12 - 16	

Final Round

Phase	Match No.	Teams	Start Time	Final	1st Quarter	2nd Quarter	3rd Quarter	4th Quarter	End of Regulation
7th Place Game	M15	GER - ISR	10:30	16 - 11	4 - 4	6 - 2	2 - 1	4 - 4	
5th Place Game	M16	AUS - HNL	12:00	12 - 19	2 - 7	1 - 3	6 - 5	3 - 4	
Semifinal	M13	USA - JPN	14:00	17 - 12	8 - 7	3 - 1	3 - 3	3 - 1	
Semifinal	M14	GBR - CAN	15:30	11 - 22	2 - 5	4 - 9	2 - 4	3 - 4	
Bronze Medal Game	M17	JPN - GBR	19:00	19 - 18	6 - 6	6 - 3	3 - 3	3 - 6	(1.OT) 18 - 18
Gold Medal Game	M18	USA - CAN	20:30	9 - 23	1 - 6	4 - 8	3 - 6	1 - 3	

Timing and Results provided by  TISSOT





Tournament Summary

As of TUE 12 JUL 2022

Semifinals

USA - 17
M13, 11 JUL
JPN - 12

GBR - 11
M14, 11 JUL
CAN - 22

Gold Medal Match

USA - 9	M18, 12 JUL	CAN - Gold
		USA - Silver
CAN - 23		

Final Standings

Gold
Silver
Bronze

Rank	Team
1	CAN - Canada
2	USA - United States of America
3	JPN - Japan
4	GBR - Great Britain
5	HNL - Haudenosaunee Confederacy
6	AUS - Australia
7	GER - Germany
8	ISR - Israel

Bronze Medal Match

JPN - 19	M17, 12 JUL	JPN - Bronze
		GBR - 4th
GBR - 18		


Classification 5th/6th Place

AUS - 12	M16, 11 JUL	HNL - 5th
		AUS - 6th
HNL - 19		


Classification 7th/8th Place

GER - 16	M15, 11 JUL	GER - 7th
		ISR - 8th
ISR - 11		

Legend:			
Diff.	Goal Difference	GA	Goals Against
L	Lost	MP	Matches Played
Pts	Points	T	Tied
		GF	Goals For
		No.	Number
		W	Won

Timing and Results provided by  TISSOT






Medallists (Team)

GOLD	SILVER	BRONZE
CAN - Canada BERG Wesley BYRNE Josh ROGERS Challen MACINTOSH Jordan BOWERING Reid PETERSON Clarke PORTER Drake DOBSON Brett TEAT Jeff COLE Bryan CURRIER Zach SMITH Dhane	USA - United States of America KIRST Connor HEACOCK Colin TIERNEY Ryan GHITELMAN Adam TEVLIN Brian GUTERDING Justin BYRNES Liam CONRAD Ryan GOODRICH Zach SCHREIBER Tom KELLY Jack BRANDAU Matt	JPN - Japan TATEISHI Shinya OBANA Kazuki KOMATSU Yuto SANO Kiyoshi SATO Dai KANAYA Hiroki UMEHARA Tomoki NATSUME Seiya SUZUKI Junichi TOKUMASU Soya FUKUSHIMA Yuki SUGIHARA Kinori





Game No: 15

Start List

GER vs ISR

Head Official: MCMULLEN Scott (CAN)
Official: DAVIDSON Peter (GBR)
Official: NOSE Ryan (CAN)

GER - Germany

No.	Name	Pos	MP	Date of Birth	Goals	Ass.
10	NORING Leonard	GK	3	20 JAN 1999	5	2
13	ZINOVIEV Mikhail	GK	3	6 FEB 2000		
1	BOCKERMANN Jakob	FP	3	13 OCT 1999		
7	SPIEGEL Moritz	FP	3	20 DEC 1993	5	
8	Adam EAKINS	FP	3	28 NOV 1995	4	1
9	BECKMANN David	FP	3	3 FEB 1998	3	1
14	KINS Felix	FP	3	29 MAY 2001	2	1
16	SPIEGEL Soren	FP	3	27 NOV 1996	1	1
17	KINS Lukas	FP	3	28 APR 1997		2
22	NITSCH Dominik	FP	3	26 JUL 1993		
24	WISMER Justin	FP	3	22 DEC 1999	6	1
26	Wynton BASTIAN	FP	3	26 AUG 2001	2	3
Team Average					28	12
Coach	DESANTIS Pete (USA)					

GER - Matches		
PR	USA	10 - 27
PR	AUS	8 - 24
PR	GBR	10 - 22

ISR - Israel


No.	Name	Pos	MP	Date of Birth	Goals	Ass.
1	FISCHER Eric	GK	3	8 SEP 1994		
5	APPLEBAUM Daniel	FP	3	21 NOV 1990	2	
7	SILBERLICHT Jacob	FP	3	11 SEP 1991		3
9	SEMISCH Timothy	FP	3	18 SEP 1991	1	
12	KADISH Ian	FP	3	29 MAR 1996	10	2
13	HARPER Kevin	FP	3	9 MAY 1989	3	
14	POPECK Matthew	FP	3	24 MAR 1999	10	3
19	PALL Zachary	FP	3	12 APR 1990	7	2
34	UTTING Douglas	FP	3	12 JUN 1991		
40	FLAPAN Matthew	FP	3	17 FEB 1990	1	1
44	BOCK Isaac	FP	3	20 DEC 1992	6	
77	KRUTER Andrew	FP	3	26 MAY 1992		
Team Average					40	11
Coach	MACARTHUR Brad (CAN)					

ISR - Matches		
PR	JPN	21 - 20
PR	HNL	12 - 16
PR	CAN	7 - 26

Legend:	(C) Captain	Ass. Assists	MP Matches Played	No. Number	Pos Playing Position
----------------	-------------	--------------	-------------------	------------	----------------------

Timing and Results provided by  TISSOT





Game No: 15

Results

GER 16 vs 11 ISR

Head Official: MCMULLEN Scott (CAN)
Official: DAVIDSON Peter (GBR)
Official: NOSE Ryan (CAN)

RUNNING SCORE
GER - ISR

GER - Germany

Players		G/S	A	P	SOG	GB	CT	TO	DC	Penalties			
No.	Name									Pos	GC	YC	RC
1	BOCKERMANN Jakob	FP	1/1		1	1		1					
7	SPIEGEL Moritz	FP	0/1					1	3				
8	Adam EAKINS	FP	2/4	1	3	3	1						
9	BECKMANN David	FP	3/4		3	4							
14	KINS Felix	FP	1/4		1	1		6			1		1:00
16	SPIEGEL Soren	FP	1/3	1	2	3		1					
17	KINS Lukas	FP	1/2		1	1	2	3					
22	NITSCH Dominik	FP									1		1:00
24	WISMER Justin	FP	2/2	1	3	2	1	2					
26	Wynton BASTIAN	FP	3/7		3	5			0				
10	NORING Leonard	GK	2/5	1	3	3	1						
13	ZINOVIEV Mikhail	GK						1					
Totals			16/33	4	20	23	6	15	3		2		2:00

Goalies	SV	GA	Min.
10 NORING Leonard			
13 ZINOVIEV Mikhail	9	11	32:00
Totals	9	11	32:00

1st Quarter

0 (8') 1	KADISH I
0 (5') 2	SILBERLICHT J
0 (3') 3	BOCK I
1 (2') 3	NORING L
1 (2') 4	POPECK M
2 (2') 4	NORING L
3 (1') 4	A EAKINS
4 (1') 4	SPIEGEL S

2nd Quarter

5 (8') 4	W BASTIAN
5 (8') 5	UTTING D
6 (8') 5	BECKMANN D
7 (7') 5	A EAKINS
8 (5') 5	WISMER J
8 (5') 6	HARPER K
9 (1') 6	W BASTIAN
10 (1') 6	BECKMANN D

3rd Quarter

11 (7') 6	W BASTIAN
12 (1') 6	WISMER J
12 (1') 7	FLAPAN M

4th Quarter

13 (8') 7	BECKMANN D
14 (8') 7	KINS L
15 (5') 7	BOCKERMANN J
15 (5') 8	BOCK I
15 (3') 9	UTTING D
16 (2') 9	KINS F
16 (1') 10	KADISH I
16 (1') 11	BOCK I


ISR - Israel

Players		G/S	A	P	SOG	GB	CT	TO	DC	Penalties			
No.	Name									Pos	GC	YC	RC
5	APPLEBAUM Daniel	FP	0/1		1								
7	SILBERLICHT Jacob	FP	1/3	1	2	1					1		1:00
9	SEMISCH Timothy	FP	0/1		1			1					
12	KADISH Ian	FP	2/5		2	3		1					
13	HARPER Kevin	FP	1/1		1	1		2			1		1:00
14	POPECK Matthew	FP	1/6		1	2	1					1	2:00
19	PALL Zachary	FP	0/2	1	1	2	1	3		1			0:30
34	UTTING Douglas	FP	2/3		2	3	2	1					
40	FLAPAN Matthew	FP	1/1		1	1	1	2					
44	BOCK Isaac	FP	3/6		3	5							
77	KRUTER Andrew	FP									1		1:00
1	FISCHER Eric	GK						2					
Totals			11/29	2	13	20	6	11	5	1	3	1	5:30

Goalies	SV	GA	Min.
1 FISCHER Eric	7	16	32:00
Totals	7	16	32:00

Legend:											
A	Assists	CT	Caused Turnovers	DC	Draw Controls	FP	Field Player	GA	Goals Allowed	GB	Ground Ball
GC	Green Card	GK	Goalkeeper	G/S	Goals/Shots	Min.	Minutes	No.	Number	P	Scorer Points
Pos	Playing Position	RC	Red Card	SOG	Shots on Goal	SV	Saves	TO	Turnovers	YC	Yellow Card

Timing and Results provided by TISSOT



Game No: 16

Start List

AUS vs HNL

Head Official: TIGER Joseph (USA)
Official: GLOCK Keith (USA)
Official: KONDO Yusuke (JPN)

AUS - Australia

No.	Name	Pos	MP	Date of Birth	Goals	Ass.
1	AARON Sean	GK	3	4 SEP 1988		
4	KEESING Luke	FP	3	28 OCT 1991	5	
6	HALL Caleb	FP	3	21 DEC 1986	2	1
7	FUSS Matt	FP	3	12 MAR 1992	3	4
9	PURDIE Gordon	FP	3	28 SEP 1996	6	5
11	Jack PRICE	FP	3	18 NOV 1999	4	3
13	MACKINNON Campbell	FP	3	15 JUL 1994	7	1
16	GRAHAM Tom	FP	3	6 SEP 1992	2	3
24	WALKER Lachlan	FP	3	3 JAN 1993	7	2
43	HOWARD Donnie	FP	3	20 JUL 2000	3	
52	STONE Tim	FP	3	14 OCT 1991	3	
96	PARSONS Lucas	FP	3	22 JUN 1998	3	
Team Average					45	19
Coach	MEREDITH Glenn					


AUS - Matches		
PR	GBR	11 - 13
PR	GER	24 - 8
PR	USA	10 - 19

HNL - Haudenosaunee Confederacy


No.	Name	Pos	MP	Date of Birth	Goals	Ass.
76	HILL Warren	GK	3	16 JUL 1992		
1	NANTICOKE Tehoka	FP	3	18 JAN 1998	6	2
4	PATTERSON Jakob	FP	3	29 APR 1997	7	1
15	FOX Jake	FP	3	4 JUL 1996	3	
19	THOMPSON Shonwahnonkon	FP	3	19 OCT 1999		1
23	Brooker MUIR	FP	3	1 JAN 1994		
24	TARBELL Kason	FP	3	17 JUL 1996	3	3
33	JOHN Ron	FP	3	17 APR 1999	5	
43	BOMBERRY Brendan	FP	3	17 JUN 1995	6	2
45	JAMIESON Cody	FP	3	17 JUL 1987	2	3
47	JACKSON Kyle	FP	3	22 AUG 1993	7	
74	THOMPSON Jeremy	FP	3	1 MAR 1987	2	3
Team Average					41	15
Coach	MILLIMAN Peter					

HNL - Matches		
PR	CAN	9 - 21
PR	ISR	16 - 12
PR	JPN	16 - 20

Legend:	(C) Captain	Ass. Assists	MP Matches Played	No. Number	Pos Playing Position
----------------	-------------	--------------	-------------------	------------	----------------------

Timing and Results provided by  TISSOT





Game No: 16

Results

AUS 12 vs 19 HNL

Head Official: TIGER Joseph (USA)
Official: GLOCK Keith (USA)
Official: KONDO Yusuke (JPN)

RUNNING SCORE
AUS - HNL

AUS - Australia

Players		G/S	A	P	SOG	GB	CT	TO	DC	Penalties			
No.	Name									Pos	GC	YC	RC
4	KEESING Luke	FP	0/3		2	2		2	1				
6	HALL Caleb	FP	0/1					1					
7	FUSS Matt	FP	1/4	1	2	2		3					
9	PURDIE Gordon	FP	1/3		1	2					1		1:00
11	Jack PRICE	FP	0/2					1					
13	MACKINNON Campbell	FP	3/6		3	5		1					
16	GRAHAM Tom	FP	1/5		1	3							
24	WALKER Lachlan	FP	3/6		3	6							
43	HOWARD Donnie	FP	1/3		1	2		1					
52	STONE Tim	FP	2/3		2	2							
96	PARSONS Lucas	FP	0/2	2	2						1		1:00
1	AARON Sean	GK						1					
Totals			12/38	3	15	24	2	10	1		2		2:00

Goalies		SV	GA	Min.
1	AARON Sean	15	19	32:00
Totals		15	19	32:00

HNL - Haudenosaunee Confederacy

Players		G/S	A	P	SOG	GB	CT	TO	DC	Penalties			
No.	Name									Pos	GC	YC	RC
1	NANTICOKE Tehoka	FP	2/3	1	3	3		2					
4	PATTERSON Jakob	FP	3/8		3	7							
15	FOX Jake	FP	2/3	1	3	3	1						
19	THOMPSON Shonwahnonkon	FP	0/1		1			4		1	1		1:30
23	Brooker MUIR	FP	0/2		2	1		1					
24	TARBELL Kason	FP	0/2		2	2		1					
33	JOHN Ron	FP	2/2		2	2							
43	BOMBERRY Brendan	FP	2/4		2	4		1			1		1:00
45	JAMIESON Cody	FP	1/1		1	1	1	1					
47	JACKSON Kyle	FP	6/8		6	8		1					
74	THOMPSON Jeremy	FP	1/1	1	2	1	1	1	3				
76	HILL Warren	GK						1					
Totals			19/35	3	22	34	6	13	7	1	2		2:30

Goalies		SV	GA	Min.
76	HILL Warren	12	12	32:00
Totals		12	12	32:00

1st Quarter

	0 (8') 1	JACKSON K
MACKINNON C	1 (7') 1	
	1 (7') 2	NANTICOKE T
GRAHAM T	2 (6') 2	
	2 (5') 3	JACKSON K
	2 (4') 4	FOX J
	2 (2') 5	PATTERSON J
	2 (1') 6	JACKSON K
	2 (1') 7	BOMBERRY B

2nd Quarter

	2 (7') 8	JAMIESON C
	2 (4') 9	FOX J
MACKINNON C	3 (4') 9	
	3 (1') 10	JOHN R

3rd Quarter

	3 (8') 11	BOMBERRY B
WALKER L	4 (8') 11	
MACKINNON C	5 (7') 11	
	5 (6') 12	JOHN R
STONE T	6 (5') 12	
WALKER L	7 (5') 12	
	7 (4') 13	JACKSON K
PURDIE G	8 (4') 13	
	8 (3') 14	PATTERSON J
FUSS M	9 (3') 14	
	9 (2') 15	PATTERSON J


4th Quarter

	9 (7') 16	NANTICOKE T
	9 (5') 17	JACKSON K
WALKER L	10 (5') 17	
HOWARD D	11 (2') 17	
	11 (2') 18	THOMPSON J
	11 (2') 19	JACKSON K
STONE T	12 (1') 19	

Legend:											
A	Assists	CT	Caused Turnovers	DC	Draw Controls	FP	Field Player	GA	Goals Allowed	GB	Ground Ball
GC	Green Card	GK	Goalkeeper	G/S	Goals/Shots	Min.	Minutes	No.	Number	P	Scorer Points
Pos	Playing Position	RC	Red Card	SOG	Shots on Goal	SV	Saves	TO	Turnovers	YC	Yellow Card

Timing and Results provided by **TISSOT**





Game No: 17

Start List

JPN vs GBR

Head Official: GROSS Rob (USA)
Official: COULOMBE Brent (CAN)
Official: WALLACE Ryan (USA)

JPN - Japan

No.	Name	Pos	MP	Date of Birth	Goals	Ass.
18	TOKUMASU Soya	GK	4	10 MAY 1993		
19	FUKUSHIMA Yuki	GK	4	26 MAY 1996		
1	TATEISHI Shinya	FP	4	15 MAY 1998	18	3
2	OBANA Kazuki	FP	4	26 FEB 1997	6	4
3	KOMATSU Yuto	FP	4	17 MAR 1999	6	1
5	SANO Kiyoshi	FP	4	11 JUL 1998		
13	SATO Dai	FP	4	8 SEP 1994		
14	KANAYA Hiroki	FP	4	21 NOV 1996	8	7
15	UMEHARA Tomoki	FP	4	7 FEB 1996	10	4
16	NATSUME Seiya	FP	4	19 MAR 1990	2	4
17	SUZUKI Junichi	FP	4	2 APR 1995	7	3
23	SUGIHARA Kinori	FP	4	2 FEB 1995	5	
Team Average					62	26
Coach	HASEGAWA Gen					

JPN - Matches		
PR	ISR	20 - 21
PR	CAN	10 - 26
PR	HNL	20 - 16
SF	USA	12 - 17


GBR - Great Britain

No.	Name	Pos	MP	Date of Birth	Goals	Ass.
1	DWOBENG Hal	GK	4	22 APR 1998		
2	BAXTER Will	GK	4	15 MAY 1996		
3	PAGE-LAYCOCK Ben	FP	4	30 MAY 1998	9	
4	BRACEGIRDLE Tom	FP	4	26 OCT 1993	3	
5	RUSSELL Alex	FP	4	25 SEP 1996	7	6
6	MILLS Luke	FP	4	3 JAN 1995	2	
7	HUNNS Ryan	FP	4	15 AUG 1994	5	5
8	SWEETMAN Ryan	FP	4	26 NOV 1992	7	
9	BUNIO Lyndon	FP	4	14 MAY 1996	11	3
10	POMFRET Mike	FP	4	16 SEP 1999	6	
11	GUY Zac	FP	4	18 JUL 1991	3	4
12	KIRKLAND Tommy	FP	4	10 JUN 1991	2	1
Team Average					55	19
Coach	WENHAM Tom					

GBR - Matches		
PR	AUS	13 - 11
PR	USA	9 - 17
PR	GER	22 - 10
SF	CAN	11 - 22

Legend:	(C) Captain	Ass. Assists	MP Matches Played	No. Number	Pos Playing Position
----------------	-------------	--------------	-------------------	------------	----------------------

Timing and Results provided by  TISSOT



Game No: 17

Results

JPN 19 vs 18 GBR

Head Official: GROSS Rob (USA)
Official: COULOMBE Brent (CAN)
Official: WALLACE Ryan (USA)

RUNNING SCORE

JPN - GBR

JPN - Japan

No.	Name	Pos	G/S	A	P	SOG	GB	CT	TO	DC	Penalties				
											GC	YC	RC	Min.	
1	TATEISHI Shinya	FP	0/4	1	1	2	2				1				0:30
2	OBANA Kazuki	FP	4/6		4	4			1			1			1:00
3	KOMATSU Yuto	FP	2/3		2	3	1		1						
5	SANO Kiyoshi	FP													
13	SATO Dai	FP	1/3		1	2					2				1:00
14	KANAYA Hiroki	FP	5/8	1	6	7					1				0:30
15	UMEHARA Tomoki	FP	2/5		2	4									
16	NATSUME Seiya	FP	2/4		2	3	1								
17	SUZUKI Junichi	FP	3/5		3	5			2						
23	SUGIHARA Kinori	FP	0/1						1	1					
18	TOKUMASU Soya	GK													
19	FUKUSHIMA Yuki	GK					2		1						
Totals			19/39	2	21	30	6		6	1	4	1			3:00

Goalies	SV	GA	Min.
18 TOKUMASU Soya			
19 FUKUSHIMA Yuki	11	18	36:00
Totals	11	18	36:00

GBR - Great Britain

No.	Name	Pos	G/S	A	P	SOG	GB	CT	TO	DC	Penalties				
											GC	YC	RC	Min.	
3	PAGE-LAYCOCK Ben	FP	1/3		1	3			2						
4	BRACEGIRDLE Tom	FP	1/1	1	2	1				1					
5	RUSSELL Alex	FP	3/7	1	4	7			1						
6	MILLS Luke	FP	0/2				2								
7	HUNNS Ryan	FP	2/3	1	3	2			1						
8	SWEETMAN Ryan	FP	1/4	1	2	3									
9	BUNIO Lyndon	FP	8/9	1	9	8	2		2	1					
10	POMFRET Mike	FP	1/5		1	4			2						
11	GUY Zac	FP	0/2	2	2		1		2						
12	KIRKLAND Tommy	FP	1/1		1	1	1								
1	DWOBENG Hal	GK													
2	BAXTER Will	GK					1								
Totals			18/37	7	25	29	7		10	5					

Goalies	SV	GA	Min.
1 DWOBENG Hal	6	7	20:00
2 BAXTER Will	5	12	16:00
Totals	11	19	36:00

1st Quarter

	0 (8') 1	SWEETMAN R
UMEHARA T	1 (7') 1	
OBANA K	2 (6') 1	
	2 (6') 2	KIRKLAND T
NATSUME S	3 (6') 2	
	3 (4') 3	RUSSELL A
SUZUKI J	4 (4') 3	
	4 (3') 4	PAGE-LAYCOCK B
	4 (2') 5	BUNIO L
NATSUME S	5 (2') 5	
KANAYA H	6 (1') 5	
	6 (1') 6	BUNIO L

2nd Quarter

KANAYA H	7 (8') 6	
SUZUKI J	8 (7') 6	
SATO D	9 (6') 6	
KANAYA H	10 (4') 6	
	10 (4') 7	BUNIO L
	10 (3') 8	BUNIO L
KANAYA H	11 (3') 8	
	11 (3') 9	HUNNS R
OBANA K	12 (2') 9	

3rd Quarter

	12 (6') 10	RUSSELL A
KANAYA H	13 (6') 10	
	13 (3') 11	BUNIO L
KOMATSU Y	14 (2') 11	
	14 (2') 12	BRACEGIRDLE T
OBANA K	15 (1') 12	

4th Quarter


	15 (8') 13	BUNIO L
	15 (8') 14	BUNIO L
SUZUKI J	16 (7') 14	
KOMATSU Y	17 (6') 14	
	17 (6') 15	POMFRET M
	17 (4') 16	BUNIO L
	17 (3') 17	RUSSELL A
UMEHARA T	18 (3') 17	
	18 (1') 18	HUNNS R

1st Extra Time

OBANA K	19 (3') 18	
---------	------------	--

Legend:											
A	Assists	CT	Caused Turnovers	DC	Draw Controls	FP	Field Player	GA	Goals Allowed	GB	Ground Ball
GC	Green Card	GK	Goalkeeper	G/S	Goals/Shots	Min.	Minutes	No.	Number	P	Scorer Points
Pos	Playing Position	RC	Red Card	SOG	Shots on Goal	SV	Saves	TO	Turnovers	YC	Yellow Card

Timing and Results provided by TISSOT



Game No: 18

Start List

USA vs CAN

Head Official: DAVIDSON Peter (GBR)
Official: NOSE Ryan (CAN)
Official: GLOCK Keith (USA)

USA - United States of America

No.	Name	Pos	MP	Date of Birth	Goals	Ass.
8	GHITELMAN Adam	GK	4	25 APR 1989	2	
31	KELLY Jack	GK	4	22 OCT 1994		
1	KIRST Connor	FP	4	10 AUG 1997	14	
2	HEACOCK Colin	FP	4	7 APR 1994	11	
3	TIERNEY Ryan	FP	4	23 AUG 1998	6	1
12	TEVLIN Brian	FP	4	25 JAN 1999	4	2
13	GUTERDING Justin	FP	4	3 FEB 1995	8	2
21	BYRNES Liam	FP	4	19 APR 1993	4	4
22	CONRAD Ryan	FP	4	13 JAN 1997	13	1
25	GOODRICH Zach	FP	4	30 OCT 1997	4	1
26	SCHREIBER Tom	FP	4	24 FEB 1992	7	3
41	BRANDAU Matt	FP	4	6 DEC 1998	7	2
Team Average					80	16
Coach	SHAY Andy					


USA - Matches		
PR	GER	27 - 10
PR	GBR	17 - 9
PR	AUS	19 - 10
SF	JPN	17 - 12

CAN - Canada


No.	Name	Pos	MP	Date of Birth	Goals	Ass.
45	PORTER Drake	GK	4	1 JUN 1998		
47	DOBSON Brett	GK	4	3 APR 2000		1
14	BERG Wesley	FP	4	19 APR 1993	10	1
22	BYRNE Josh	FP	4	15 APR 1994	17	7
23	ROGERS Challen	FP	4	26 APR 1994	3	3
24	MACINTOSH Jordan	FP	4	19 SEP 1989	12	1
28	BOWERING Reid	FP	4	19 MAY 1998	6	2
42	PETTERSON Clarke	FP	4	23 AUG 1997	7	3
51	TEAT Jeff	FP	4	30 APR 1997	7	4
55	COLE Bryan	FP	4	12 NOV 1993	8	2
77	CURRIER Zach	FP	4	30 MAY 1994	12	4
92	SMITH Dhane	FP	4	23 SEP 1992	13	8
Team Average					95	36
Coach	MERRILL Brodie					

CAN - Matches		
PR	HNL	21 - 9
PR	JPN	26 - 10
PR	ISR	26 - 7
SF	GBR	22 - 11

Legend:	(C) Captain	Ass. Assists	MP Matches Played	No. Number	Pos Playing Position
----------------	-------------	--------------	-------------------	------------	----------------------

Timing and Results provided by  TISSOT





Game No: 18

Results

USA 9 vs 23 CAN

Head Official: DAVIDSON Peter (GBR)
Official: NOSE Ryan (CAN)
Official: GLOCK Keith (USA)

RUNNING SCORE

USA - CAN

USA - United States of America

Players		G/S	A	P	SOG	GB	CT	TO	DC	Penalties				
No.	Name									Pos	GC	YC	RC	Min.
1	KIRST Connor	FP	1/4		1	2								
2	HEACOCK Colin	FP	1/4		1	3		1						
3	TIERNEY Ryan	FP	1/3		1	2		1			2		2:00	
12	TEVLIN Brian	FP	1/1		1	1		2						
13	GUTERDING Justin	FP	1/3	1	2	1		5						
21	BYRNES Liam	FP	0/1				2	1			1		1:00	
22	CONRAD Ryan	FP	1/4		1	2	1	1	1					
25	GOODRICH Zach	FP	2/3		2	3				1			0:30	
26	SCHREIBER Tom	FP	0/5	2	2	2	1	1						
41	BRANDAU Matt	FP	1/2		1	2		1						
8	GHITELMAN Adam	GK									1		0:30	
31	KELLY Jack	GK					2							
Totals			9/30	3	12	18	6	13	1	2	3		4:00	

Goalies	SV	GA	Min.
8 GHITELMAN Adam			
31 KELLY Jack	7	23	32:00
Totals	7	23	32:00

CAN - Canada

Players		G/S	A	P	SOG	GB	CT	TO	DC	Penalties				
No.	Name									Pos	GC	YC	RC	Min.
14	BERG Wesley	FP	3/4		3	4	2	1			1		1:00	
22	BYRNE Josh	FP	4/4		4	4	1	4			1		1:00	
23	ROGERS Challen	FP		1	1		3	2						
24	MACINTOSH Jordan	FP	3/6		3	5	1	2	1					
28	BOWERING Reid	FP	0/1			1								
42	PETTERSON Clarke	FP	1/2		1	2	2	2						
51	TEAT Jeff	FP	4/4	3	7	4	1							
55	COLE Bryan	FP	1/2		1	1								
77	CURRIER Zach	FP	5/6		5	6	2	1			1		1:00	
92	SMITH Dhane	FP	2/4	2	4	3	1	2			1		1:00	
45	PORTER Drake	GK												
47	DOBSON Brett	GK					1	1						
Totals			23/33	6	29	30	14	15	3		4		4:00	

Goalies	SV	GA	Min.
45 PORTER Drake			
47 DOBSON Brett	9	9	32:00
Totals	9	9	32:00

1st Quarter

0 (8') 1	CURRIER Z
0 (7') 2	CURRIER Z
1 (6') 2	TEVLIN B
1 (4') 3	TEAT J
1 (2') 4	TEAT J
1 (2') 5	BYRNE J
1 (1') 6	PETTERSON C

2nd Quarter

1 (8') 7	CURRIER Z
2 (6') 7	TIERNEY R
2 (6') 8	MACINTOSH J
3 (6') 8	CONRAD R
3 (4') 9	BERG W
3 (4') 10	MACINTOSH J
3 (3') 11	BYRNE J
3 (2') 12	BYRNE J
3 (2') 13	CURRIER Z
4 (1') 13	BRANDAU M
4 (1') 14	BYRNE J
5 (1') 14	GOODRICH Z

3rd Quarter

5 (8') 15	TEAT J
5 (5') 16	BERG W
6 (5') 16	GOODRICH Z
7 (4') 16	HEACOCK C
8 (3') 16	KIRST C
8 (2') 17	COLE B
8 (2') 18	CURRIER Z
8 (1') 19	MACINTOSH J
8 (1') 20	BERG W


4th Quarter

9 (8') 20	GUTERDING J
9 (8') 21	SMITH D
9 (7') 22	SMITH D
9 (5') 23	TEAT J

Legend:											
A	Assists	CT	Caused Turnovers	DC	Draw Controls	FP	Field Player	GA	Goals Allowed	GB	Ground Ball
GC	Green Card	GK	Goalkeeper	G/S	Goals/Shots	Min.	Minutes	No.	Number	P	Scorer Points
Pos	Playing Position	RC	Red Card	SOG	Shots on Goal	SV	Saves	TO	Turnovers	YC	Yellow Card

Timing and Results provided by TISSOT





Game No: 13

Start List

USA vs JPN

Head Official: COULOMBE Brent (CAN)
Official: GREEN Steve (AUS)
Official: LEAHY Michael (GBR)

USA - United States of America

No.	Name	Pos	MP	Date of Birth	Goals	Ass.
8	GHITELMAN Adam	GK	3	25 APR 1989	2	
31	KELLY Jack	GK	3	22 OCT 1994		
1	KIRST Connor	FP	3	10 AUG 1997	12	
2	HEACOCK Colin	FP	3	7 APR 1994	8	
3	TIERNEY Ryan	FP	3	23 AUG 1998	6	1
12	TEVLIN Brian	FP	3	25 JAN 1999	4	1
13	GUTERDING Justin	FP	3	3 FEB 1995	4	2
21	BYRNES Liam	FP	3	19 APR 1993	3	3
22	CONRAD Ryan	FP	3	13 JAN 1997	10	1
25	GOODRICH Zach	FP	3	30 OCT 1997	3	1
26	SCHREIBER Tom	FP	3	24 FEB 1992	5	2
41	BRANDAU Matt	FP	3	6 DEC 1998	6	1
Team Average					63	12
Coach	SHAY Andy					


USA - Matches		
PR	GER	27 - 10
PR	GBR	17 - 9
PR	AUS	19 - 10

JPN - Japan


No.	Name	Pos	MP	Date of Birth	Goals	Ass.
18	TOKUMASU Soya	GK	3	10 MAY 1993		
19	FUKUSHIMA Yuki	GK	3	26 MAY 1996		
1	TATEISHI Shinya	FP	3	15 MAY 1998	14	3
2	OBANA Kazuki	FP	3	26 FEB 1997	5	3
3	KOMATSU Yuto	FP	3	17 MAR 1999	6	1
5	SANO Kiyoshi	FP	3	11 JUL 1998		
13	SATO Dai	FP	3	8 SEP 1994		
14	KANAYA Hiroki	FP	3	21 NOV 1996	7	6
15	UMEHARA Tomoki	FP	3	7 FEB 1996	6	4
16	NATSUME Seiya	FP	3	19 MAR 1990	2	3
17	SUZUKI Junichi	FP	3	2 APR 1995	6	3
23	SUGIHARA Kinori	FP	3	2 FEB 1995	4	
Team Average					50	23
Coach	HASEGAWA Gen					

JPN - Matches		
PR	ISR	20 - 21
PR	CAN	10 - 26
PR	HNL	20 - 16

Legend:	(C) Captain	Ass. Assists	MP Matches Played	No. Number	Pos Playing Position
----------------	-------------	--------------	-------------------	------------	----------------------

Timing and Results provided by  TISSOT





Game No: 13

Results

USA 17 vs 12 JPN

Head Official: COULOMBE Brent (CAN)
Official: GREEN Steve (AUS)
Official: LEAHY Michael (GBR)

RUNNING SCORE
USA - JPN

USA - United States of America

Players		G/S	A	P	SOG	GB	CT	TO	DC	Penalties				
No.	Name									Pos	GC	YC	RC	Min.
1	KIRST Connor	FP	2/2		2	2		1	1					
2	HEACOCK Colin	FP	3/5		3	4								
3	TIERNEY Ryan	FP	0/1											
12	TEVLIN Brian	FP	0/3	1	1	1	1	2				1		1:00
13	GUTERDING Justin	FP	4/5		4	4		1						
21	BYRNES Liam	FP	1/3	1	2	3	2							
22	CONRAD Ryan	FP	3/6		3	4		1	1					
25	GOODRICH Zach	FP	1/1		1	1	2		1					
26	SCHREIBER Tom	FP	2/7	1	3	4		2						
41	BRANDAU Matt	FP	1/2	1	2	1		1						
8	GHITELMAN Adam	GK												
31	KELLY Jack	GK												
Totals			17/35	4	21	24	6	9	3			2		2:00

Goalies	SV	GA	Min.
8 GHITELMAN Adam			
31 KELLY Jack	10	12	32:00
Totals	10	12	32:00

JPN - Japan

Players		G/S	A	P	SOG	GB	CT	TO	DC	Penalties				
No.	Name									Pos	GC	YC	RC	Min.
1	TATEISHI Shinya	FP	4/6		4	5		2						
2	OBANA Kazuki	FP	1/4	1	2	3		1						
3	KOMATSU Yuto	FP	0/3		1	1								
5	SANO Kiyoshi	FP									1			0:30
13	SATO Dai	FP	0/1		1	1		1						
14	KANAYA Hiroki	FP	1/3	1	2	2		2						
15	UMEHARA Tomoki	FP	4/7		4	5	1							
16	NATSUME Seiya	FP	0/1	1	1		1	1						
17	SUZUKI Junichi	FP	1/7		1	4		1						
23	SUGIHARA Kinori	FP	1/1		1	1	1	1	1					
18	TOKUMASU Soya	GK												
19	FUKUSHIMA Yuki	GK												
Totals			12/33	3	15	22	5	9	4	1				0:30

Goalies	SV	GA	Min.
18 TOKUMASU Soya	3	11	16:00
19 FUKUSHIMA Yuki	4	6	16:00
Totals	7	17	32:00

1st Quarter

GUTERDING J	1 (8') 0	
SCHREIBER T	2 (7') 1	OBANA K
	2 (6') 2	UMEHARA T
	2 (5') 3	KANAYA H
HEACOCK C	3 (5') 3	
	3 (5') 4	SUZUKI J
GUTERDING J	4 (4') 4	
	4 (4') 5	TATEISHI S
CONRAD R	5 (4') 5	
KIRST C	6 (2') 5	
BRANDAU M	7 (2') 5	
	7 (1') 6	SUGIHARA K
GUTERDING J	8 (1') 6	
	8 (1') 7	TATEISHI S

2nd Quarter

SCHREIBER T	9 (8') 7	
BYRNES L	10 (7') 7	
	10 (6') 8	UMEHARA T
GUTERDING J	11 (6') 8	

3rd Quarter

CONRAD R	12 (8') 8	
	12 (6') 9	TATEISHI S
	12 (4') 10	TATEISHI S
HEACOCK C	13 (3') 10	
HEACOCK C	14 (1') 10	
	14 (1') 11	UMEHARA T


4th Quarter

	14 (7') 12	UMEHARA T
KIRST C	15 (5') 12	
CONRAD R	16 (4') 12	
GOODRICH Z	17 (1') 12	

Legend:											
A	Assists	CT	Caused Turnovers	DC	Draw Controls	FP	Field Player	GA	Goals Allowed	GB	Ground Ball
GC	Green Card	GK	Goalkeeper	G/S	Goals/Shots	Min.	Minutes	No.	Number	P	Scorer Points
Pos	Playing Position	RC	Red Card	SOG	Shots on Goal	SV	Saves	TO	Turnovers	YC	Yellow Card

Timing and Results provided by TISSOT





Game No: 14

Start List

GBR vs CAN

Head Official: DLUGOZIMA Danny (USA)
Official: GROSS Rob (USA)
Official: WALLACE Ryan (USA)

GBR - Great Britain

No.	Name	Pos	MP	Date of Birth	Goals	Ass.
1	DWOBENG Hal	GK	3	22 APR 1998		
2	BAXTER Will	GK	3	15 MAY 1996		
3	PAGE-LAYCOCK Ben	FP	3	30 MAY 1998	8	
4	BRACEGIRDLE Tom	FP	3	26 OCT 1993	3	
5	RUSSELL Alex	FP	3	25 SEP 1996	6	5
6	MILLS Luke	FP	3	3 JAN 1995		
7	HUNNS Ryan	FP	3	15 AUG 1994	4	5
8	SWEETMAN Ryan	FP	3	26 NOV 1992	5	
9	BUNIO Lyndon	FP	3	14 MAY 1996	9	1
10	POMFRET Mike	FP	3	16 SEP 1999	5	
11	GUY Zac	FP	3	18 JUL 1991	3	3
12	KIRKLAND Tommy	FP	3	10 JUN 1991	1	1
Team Average					44	15
Coach	WENHAM Tom					


GBR - Matches		
PR	AUS	13 - 11
PR	USA	9 - 17
PR	GER	22 - 10


CAN - Canada

No.	Name	Pos	MP	Date of Birth	Goals	Ass.
47	DOBSON Brett	GK	3	3 APR 2000		1
14	BERG Wesley	FP	3	19 APR 1993	7	1
22	BYRNE Josh	FP	3	15 APR 1994	15	4
23	ROGERS Challen	FP	3	26 APR 1994	3	3
24	MACINTOSH Jordan	FP	3	19 SEP 1989	10	1
28	BOWERING Reid	FP	3	19 MAY 1998	6	
42	PETTERSON Clarke	FP	3	23 AUG 1997	3	3
45	PORTER Drake	FP	3	1 JUN 1998		
51	TEAT Jeff	FP	3	30 APR 1997	7	2
55	COLE Bryan	FP	3	12 NOV 1993	5	1
77	CURRIER Zach	FP	3	30 MAY 1994	10	2
92	SMITH Dhane	FP	3	23 SEP 1992	7	8
Team Average					73	26
Coach	MERRILL Brodie					

CAN - Matches		
PR	HNL	21 - 9
PR	JPN	26 - 10
PR	ISR	26 - 7

Legend:	(C) Captain	Ass. Assists	MP Matches Played	No. Number	Pos Playing Position
----------------	-------------	--------------	-------------------	------------	----------------------

Timing and Results provided by  TISSOT



Game No: 14

Results

GBR 11 vs 22 CAN

Head Official: DLUGOZIMA Danny (USA)
Official: GROSS Rob (USA)
Official: WALLACE Ryan (USA)

RUNNING SCORE
GBR - CAN

GBR - Great Britain

Players		G/S	A	P	SOG	GB	CT	TO	DC	Penalties			
No.	Name									Pos	GC	YC	RC
3	PAGE-LAYCOCK Ben	FP	1/4		1	3		3			1		1:00
4	BRACEGIRDLE Tom	FP	0/2		1			4	2				
5	RUSSELL Alex	FP	1/1	1	2	1		3					
6	MILLS Luke	FP	2/3		2	3		3					
7	HUNNS Ryan	FP	1/4		1	4		2	1				
8	SWEETMAN Ryan	FP	2/5		2	2							
9	BUNIO Lyndon	FP	2/2	2	4	2		2					
10	POMFRET Mike	FP	1/4		1	2		3					
11	GUY Zac	FP		1	1			1					
12	KIRKLAND Tommy	FP	1/1		1	1	2	1					
1	DWOBENG Hal	GK											
2	BAXTER Will	GK											
Totals			11/26	4	15	19	2	22	3		1		1:00

Goalies		SV	GA	Min.
1	DWOBENG Hal	2	8	16:00
2	BAXTER Will	6	14	16:00
Totals		8	22	32:00

CAN - Canada

Players		G/S	A	P	SOG	GB	CT	TO	DC	Penalties			
No.	Name									Pos	GC	YC	RC
14	BERG Wesley	FP	3/4		3	3	1						1:00
22	BYRNE Josh	FP	2/5	3	5	2	1	1					
23	ROGERS Challen	FP					2	1					
24	MACINTOSH Jordan	FP	2/4		2	3	1	1	0				
28	BOWERING Reid	FP	0/1	2	2			1					
42	PETTERSON Clarke	FP	4/5		4	5	1						
51	TEAT Jeff	FP	0/3	2	2	3	2						
55	COLE Bryan	FP	3/4	1	4	4					1		1:00
77	CURRIER Zach	FP	2/4	2	4	3	3	2	1				
92	SMITH Dhane	FP	6/8		6	7		1					
45	PORTER Drake	GK											
47	DOBSON Brett	GK					1	1					
Totals			22/38	10	32	30	12	8	5		2		2:00

Goalies		SV	GA	Min.
45	PORTER Drake			
47	DOBSON Brett	8	11	32:00
Totals		8	11	32:00

1st Quarter

	0 (6') 1	SMITH D
PAGE-LAYCOCK B	1 (6') 1	
	1 (6') 2	PETTERSON C
	1 (5') 3	BERG W
	1 (4') 4	CURRIER Z
BUNIO L	2 (3') 4	
	2 (2') 5	COLE B

2nd Quarter

	2 (8') 6	MACINTOSH J
	2 (7') 7	COLE B
	2 (7') 8	SMITH D
HUNNS R	3 (7') 8	
	3 (6') 9	PETTERSON C
MILLS L	4 (6') 9	
	4 (6') 10	BYRNE J
RUSSELL A	5 (4') 10	
	5 (3') 11	COLE B
BUNIO L	6 (2') 11	
	6 (2') 12	PETTERSON C
	6 (1') 13	SMITH D
	6 (1') 14	CURRIER Z

3rd Quarter

	6 (6') 15	SMITH D
	6 (6') 16	SMITH D
	6 (5') 17	BERG W
SWEETMAN R	7 (4') 17	
SWEETMAN R	8 (2') 17	
	8 (1') 18	BERG W


4th Quarter

POMFRET M	9 (7') 18	
MILLS L	10 (6') 18	
	10 (6') 19	BYRNE J
	10 (4') 20	PETTERSON C
	10 (2') 21	MACINTOSH J
KIRKLAND T	11 (2') 21	
	11 (1') 22	SMITH D

Legend:											
A	Assists	CT	Caused Turnovers	DC	Draw Controls	FP	Field Player	GA	Goals Allowed	GB	Ground Ball
GC	Green Card	GK	Goalkeeper	G/S	Goals/Shots	Min.	Minutes	No.	Number	P	Scorer Points
Pos	Playing Position	RC	Red Card	SOG	Shots on Goal	SV	Saves	TO	Turnovers	YC	Yellow Card

Timing and Results provided by TISSOT





Game No: 2

Start List

ISR vs JPN

Head Official: COULOMBE Brent (CAN)
Official: TICER Joseph (USA)
Official: GREEN Steve (AUS)

ISR - Israel

No.	Name	Pos	MP	Date of Birth	Goals	Ass.
1	FISCHER Eric	GK		8 SEP 1994		
5	APPLEBAUM Daniel	FP		21 NOV 1990		
7	SILBERLICHT Jacob	FP		11 SEP 1991		
9	SEMISCH Timothy	FP		18 SEP 1991		
12	KADISH Ian	FP		29 MAR 1996		
13	HARPER Kevin	FP		9 MAY 1989		
14	POPECK Matthew	FP		24 MAR 1999		
19	PALL Zachary	FP		12 APR 1990		
34	UTTING Douglas	FP		12 JUN 1991		
40	FLAPAN Matthew	FP		17 FEB 1990		
44	BOCK Isaac	FP		20 DEC 1992		
77	KRUTER Andrew	FP		26 MAY 1992		
				Team Average		
Coach	MACARTHUR Brad (CAN)					


ISR - Matches		
PR	JPN	8 JUL
PR	HNL	9 JUL
PR	CAN	10 JUL

JPN - Japan


No.	Name	Pos	MP	Date of Birth	Goals	Ass.
18	TOKUMASU Soya	GK		10 MAY 1993		
19	FUKUSHIMA Yuki	GK		26 MAY 1996		
1	TATEISHI Shinya	FP		15 MAY 1998		
2	OBANA Kazuki	FP		26 FEB 1997		
3	KOMATSU Yuto	FP		17 MAR 1999		
5	SANO Kiyoshi	FP		11 JUL 1998		
13	SATO Dai	FP		8 SEP 1994		
14	KANAYA Hiroki	FP		21 NOV 1996		
15	UMEHARA Tomoki	FP		7 FEB 1996		
16	NATSUME Seiya	FP		19 MAR 1990		
17	SUZUKI Junichi	FP		2 APR 1995		
23	SUGIHARA Kinori	FP		2 FEB 1995		
				Team Average		
Coach	HASEGAWA Gen					

JPN - Matches		
PR	ISR	8 JUL
PR	CAN	9 JUL
PR	HNL	10 JUL

Legend:	(C) Captain	Ass. Assists	MP Matches Played	No. Number	Pos Playing Position
----------------	-------------	--------------	-------------------	------------	----------------------

Timing and Results provided by  TISSOT





Game No: 2

Results

ISR 21 vs 20 JPN

Head Official: COULOMBE Brent (CAN)
Official: TICER Joseph (USA)
Official: GREEN Steve (AUS)

RUNNING SCORE
ISR - JPN

ISR - Israel

Players		G/S	A	P	SOG	GB	CT	TO	DC	Penalties			
No.	Name									Pos	GC	YC	RC
5	APPLEBAUM Daniel	FP	1/3		1	1		1					
7	SILBERLICHT Jacob	FP	0/2	1	1	1		1		1			0:30
9	SEMISCH Timothy	FP	1/1		1	1	1				1		1:00
12	KADISH Ian	FP	5/6	1	6	5			0				
13	HARPER Kevin	FP	2/2		2	2		1					
14	POPECK Matthew	FP	4/7	2	6	5		1					
19	PALL Zachary	FP	4/8	1	5	7		1					
34	UTTING Douglas	FP						1					
40	FLAPAN Matthew	FP	1/1	1	2	1							
44	BOCK Isaac	FP	3/4		3	3							
77	KRUTER Andrew	FP						1					
1	FISCHER Eric	GK											
Totals			21/34	6	27	26	1	7	0	1	1		1:30

Goalies	SV	GA	Min.
1 FISCHER Eric	8	20	36:00
Totals	8	20	36:00

JPN - Japan

Players		G/S	A	P	SOG	GB	CT	TO	DC	Penalties			
No.	Name									Pos	GC	YC	RC
1	TATEISHI Shinya	FP	6/9		6	6				1			0:30
2	OBANA Kazuki	FP	2/6	2	4	4							
3	KOMATSU Yuto	FP	2/4		2	3							
5	SANO Kiyoshi	FP					1						
13	SATO Dai	FP											
14	KANAYA Hiroki	FP	3/5	2	5	5	3	1					
15	UMEHARA Tomoki	FP	4/5	3	7	4				1			1:00
16	NATSUME Seiya	FP	0/2	2	2	1		1		1			0:30
17	SUZUKI Junichi	FP	1/2	2	3	1		1					
23	SUGIHARA Kinori	FP	2/4		2	4	1	2	3				
18	TOKUMASU Soya	GK					1						
19	FUKUSHIMA Yuki	GK											
Totals			20/37	11	31	28	5	1	6	6	2	1	2:00

Goalies	SV	GA	Min.
18 TOKUMASU Soya	4	9	16:00
19 FUKUSHIMA Yuki	1	12	20:00
Totals	5	21	36:00

1st Quarter

	0 (8') 1	UMEHARA T
PALL Z	1 (8') 1	
	1 (6') 2	UMEHARA T
	1 (5') 3	TATEISHI S
FLAPAN M	2 (5') 3	
	2 (5') 4	KANAYA H
BOCK I	3 (4') 4	
POPECK M	4 (4') 4	
KADISH I	5 (3') 4	
	5 (3') 5	SUGIHARA K
APPLEBAUM D	6 (2') 5	
	6 (1') 6	TATEISHI S

2nd Quarter

	6 (8') 7	TATEISHI S
	6 (6') 8	KANAYA H
	6 (3') 9	KOMATSU Y
KADISH I	7 (3') 9	
POPECK M	8 (2') 9	
KADISH I	9 (1') 9	
	9 (1') 10	OBANA K

3rd Quarter

	9 (7') 11	UMEHARA T
BOCK I	10 (6') 11	
	10 (5') 12	TATEISHI S
	10 (5') 13	TATEISHI S
SEMISCH T	11 (4') 13	
	11 (4') 14	KOMATSU Y
PALL Z	12 (3') 14	
POPECK M	13 (2') 14	
	13 (2') 15	UMEHARA T
	13 (1') 16	KANAYA H
	13 (1') 17	OBANA K

4th Quarter

	13 (7') 18	SUGIHARA K
KADISH I	14 (7') 18	
HARPER K	15 (6') 18	
	15 (6') 19	TATEISHI S
HARPER K	16 (5') 19	
	16 (4') 20	SUZUKI J
POPECK M	17 (4') 20	
PALL Z	18 (3') 20	
PALL Z	19 (2') 20	
BOCK I	20 (1') 20	


1st Extra Time

KADISH I	21 (4') 20
----------	------------

Legend:											
A	Assists	CT	Caused Turnovers	DC	Draw Controls	FP	Field Player	GA	Goals Allowed	GB	Ground Ball
GC	Green Card	GK	Goalkeeper	G/S	Goals/Shots	Min.	Minutes	No.	Number	P	Scorer Points
Pos	Playing Position	RC	Red Card	SOG	Shots on Goal	SV	Saves	TO	Turnovers	YC	Yellow Card

Timing and Results provided by TISSOT





Game No: 3

Start List

CAN vs HNL

Head Official: DLUGOZIMA Danny (USA)
Official: LEAHY Michael (GBR)
Official: GLOCK Keith (USA)

CAN - Canada

No.	Name	Pos	MP	Date of Birth	Goals	Ass.
47	DOBSON Brett	GK		3 APR 2000		
14	BERG Wesley	FP		19 APR 1993		
22	BYRNE Josh	FP		15 APR 1994		
23	ROGERS Challen	FP		26 APR 1994		
24	MACINTOSH Jordan	FP		19 SEP 1989		
28	BOWERING Reid	FP		19 MAY 1998		
42	PETTERSON Clarke	FP		23 AUG 1997		
45	PORTER Drake	FP		1 JUN 1998		
51	TEAT Jeff	FP		30 APR 1997		
55	COLE Bryan	FP		12 NOV 1993		
77	CURRIER Zach	FP		30 MAY 1994		
92	SMITH Dhane	FP		23 SEP 1992		
				Team Average		
Coach	MERRILL Brodie					


CAN - Matches		
PR	HNL	8 JUL
PR	JPN	9 JUL
PR	ISR	10 JUL


HNL - Haudenosaunee Confederacy

No.	Name	Pos	MP	Date of Birth	Goals	Ass.
76	HILL Warren	GK		16 JUL 1992		
1	NANTICOKE Tehoka	FP		18 JAN 1998		
4	PATTERSON Jakob	FP		29 APR 1997		
15	FOX Jake	FP		4 JUL 1996		
19	THOMPSON Shonwahnonkon	FP		19 OCT 1999		
23	Brooker MUIR	FP		1 JAN 1994		
24	TARBELL Kason	FP		17 JUL 1996		
33	JOHN Ron	FP		17 APR 1999		
43	BOMBERRY Brendan	FP		17 JUN 1995		
45	JAMIESON Cody	FP		17 JUL 1987		
47	JACKSON Kyle	FP		22 AUG 1993		
74	THOMPSON Jeremy	FP		1 MAR 1987		
				Team Average		
Coach	MILLIMAN Peter					

HNL - Matches		
PR	CAN	8 JUL
PR	ISR	9 JUL
PR	JPN	10 JUL

Legend:	(C) Captain	Ass. Assists	MP Matches Played	No. Number	Pos Playing Position
----------------	-------------	--------------	-------------------	------------	----------------------

Timing and Results provided by 



Game No: 3

Results

CAN 21 vs 9 HNL

Head Official: DLUGOZIMA Danny (USA)
Official: LEAHY Michael (GBR)
Official: GLOCK Keith (USA)

RUNNING SCORE
CAN - HNL

CAN - Canada

Players		G/S	A	P	SOG	GB	CT	TO	DC	Penalties					
No.	Name									Pos	GC	YC	RC	Min.	
14	BERG Wesley	FP	2/4		2	4									
22	BYRNE Josh	FP	4/7	2	6	5	1								
23	ROGERS Challen	FP	1/4		1	1	2								
24	MACINTOSH Jordan	FP	3/3		3	3		1	2		1			1:00	
28	BOWERING Reid	FP	1/1		1	1	1				1			0:30	
42	PETTERSON Clarke	FP	1/3	1	2	2									
45	PORTER Drake	FP													
51	TEAT Jeff	FP	4/6		4	5	2								
55	COLE Bryan	FP	0/1			1		1							
77	CURRIER Zach	FP	3/5	1	4	4	2	1							
92	SMITH Dhane	FP	2/6	2	4	3		3			1			0:30	
47	DOBSON Brett	GK					1								
Totals			21/40	6	27	29	9	6	2	4	1			3:00	

Goalies	SV	GA	Min.
47 DOBSON Brett	10	9	32:00
Totals	10	9	32:00

HNL - Haudenosaunee Confederacy

Players		G/S	A	P	SOG	GB	CT	TO	DC	Penalties					
No.	Name									Pos	GC	YC	RC	Min.	
1	NANTICOKE Tehoka	FP	1/3	1	2	2		1							
4	PATTERSON Jakob	FP	3/4	1	4	4		1							
15	FOX Jake	FP	2/4		2	2		1							
19	THOMPSON Shonwahnonkon	FP		1	1		1				1			0:30	
23	Brooker MUIR	FP	0/2			1	1								
24	TARBELL Kason	FP	1/2		1	1		1							
33	JOHN Ron	FP	0/1			1		1							
43	BOMBERRY Brendan	FP	0/3			2	1	1							
45	JAMIESON Cody	FP	0/5			1		1							
47	JACKSON Kyle	FP	2/6		2	4									
74	THOMPSON Jeremy	FP	0/2	1	1	1		1	2						
76	HILL Warren	GK						1							
Totals			9/32	4	13	19	3	9	6	1				0:30	

Goalies	SV	GA	Min.
76 HILL Warren	8	21	32:00
Totals	8	21	32:00

1st Quarter

BYRNE J	1 (8') 0	
CURRIER Z	2 (8') 0	
BERG W	2 (7') 1	PATTERSON J
SMITH D	3 (5') 1	
	4 (1') 1	

2nd Quarter

TEAT J	5 (8') 1	
	5 (7') 2	PATTERSON J
	5 (5') 3	FOX J
MACINTOSH J	6 (5') 3	
BYRNE J	7 (4') 3	
PETTERSON C	8 (4') 3	
	8 (3') 4	NANTICOKE T
CURRIER Z	9 (3') 4	
	9 (2') 5	PATTERSON J

3rd Quarter

TEAT J	10 (8') 5	
	10 (8') 6	JACKSON K
ROGERS C	11 (6') 6	
TEAT J	12 (5') 6	
BYRNE J	13 (4') 6	
	13 (4') 7	FOX J
BERG W	14 (3') 7	
BOWERING R	15 (3') 7	
CURRIER Z	16 (2') 7	
SMITH D	17 (1') 7	


4th Quarter

TEAT J	18 (6') 7	
	18 (5') 8	TARBELL K
BYRNE J	19 (4') 8	
MACINTOSH J	20 (4') 8	
	20 (3') 9	JACKSON K
MACINTOSH J	21 (1') 9	

Legend:											
A	Assists	CT	Caused Turnovers	DC	Draw Controls	FP	Field Player	GA	Goals Allowed	GB	Ground Ball
GC	Green Card	GK	Goalkeeper	G/S	Goals/Shots	Min.	Minutes	No.	Number	P	Scorer Points
Pos	Playing Position	RC	Red Card	SOG	Shots on Goal	SV	Saves	TO	Turnovers	YC	Yellow Card

Timing and Results provided by TISSOT





Game No: 6

Start List

JPN vs CAN

Head Official: GLOCK Keith (USA)
Official: WALLACE Ryan (USA)
Official: DAVIDSON Peter (GBR)

JPN - Japan

No.	Name	Pos	MP	Date of Birth	Goals	Ass.
18	TOKUMASU Soya	GK	1	10 MAY 1993		
19	FUKUSHIMA Yuki	GK	1	26 MAY 1996		
1	TATEISHI Shinya	FP	1	15 MAY 1998	6	
2	OBANA Kazuki	FP	1	26 FEB 1997	2	2
3	KOMATSU Yuto	FP	1	17 MAR 1999	2	
5	SANO Kiyoshi	FP	1	11 JUL 1998		
13	SATO Dai	FP	1	8 SEP 1994		
14	KANAYA Hiroki	FP	1	21 NOV 1996	3	2
15	UMEHARA Tomoki	FP	1	7 FEB 1996	4	3
16	NATSUME Seiya	FP	1	19 MAR 1990		2
17	SUZUKI Junichi	FP	1	2 APR 1995	1	2
23	SUGIHARA Kinori	FP	1	2 FEB 1995	2	
Team Average					20	11
Coach	HASEGAWA Gen					


JPN - Matches		
PR	ISR	20-21
PR	CAN	9 JUL
PR	HNL	10 JUL


CAN - Canada

No.	Name	Pos	MP	Date of Birth	Goals	Ass.
47	DOBSON Brett	GK	1	3 APR 2000		
14	BERG Wesley	FP	1	19 APR 1993	2	
22	BYRNE Josh	FP	1	15 APR 1994	4	2
23	ROGERS Challen	FP	1	26 APR 1994	1	
24	MACINTOSH Jordan	FP	1	19 SEP 1989	3	
28	BOWERING Reid	FP	1	19 MAY 1998	1	
42	PETTERSON Clarke	FP	1	23 AUG 1997	1	1
45	PORTER Drake	FP	1	1 JUN 1998		
51	TEAT Jeff	FP	1	30 APR 1997	4	
55	COLE Bryan	FP	1	12 NOV 1993		
77	CURRIER Zach	FP	1	30 MAY 1994	3	1
92	SMITH Dhane	FP	1	23 SEP 1992	2	2
Team Average					21	6
Coach	MERRILL Brodie					

CAN - Matches		
PR	HNL	21-9
PR	JPN	9 JUL
PR	ISR	10 JUL

Legend:	(C) Captain	Ass. Assists	MP Matches Played	No. Number	Pos Playing Position
----------------	-------------	--------------	-------------------	------------	----------------------

Timing and Results provided by 



Game No: 6

Results

JPN 10 vs 26 CAN

Head Official: GLOCK Keith (USA)
Official: WALLACE Ryan (USA)
Official: DAVIDSON Peter (GBR)

RUNNING SCORE
JPN - CAN

JPN - Japan

Players		G/S	A	P	SOG	GB	CT	TO	DC	Penalties			
No.	Name									Pos	GC	YC	RC
1	TATEISHI Shinya	FP	3/13	2	5	8			3				
2	OBANA Kazuki	FP	2/3	1	3	3	1		2				
3	KOMATSU Yuto	FP	1/3	1	2	2	1						
5	SANO Kiyoshi	FP											
13	SATO Dai	FP					1						
14	KANAYA Hiroki	FP	2/3	1	3	3							
15	UMEHARA Tomoki	FP	0/4			1			2				
16	NATSUME Seiya	FP	0/1	1	1				2				
17	SUZUKI Junichi	FP	0/4			4			1				
23	SUGIHARA Kinori	FP	2/3		2	2	1		3	4			
18	TOKUMASU Soya	GK											
19	FUKUSHIMA Yuki	GK											
Totals			10/34	6	16	23	4		13	4			

Goalies	SV	GA	Min.
18 TOKUMASU Soya	8	26	32:00
19 FUKUSHIMA Yuki			
Totals	8	26	32:00

CAN - Canada

Players		G/S	A	P	SOG	GB	CT	TO	DC	Penalties			
No.	Name									Pos	GC	YC	RC
14	BERG Wesley	FP	1/2	1	2	2	1		2				
22	BYRNE Josh	FP	6/6	1	7	6							
23	ROGERS Challen	FP	2/3	1	3	3			3				
24	MACINTOSH Jordan	FP	3/4	1	4	4	2		1	0			
28	BOWERING Reid	FP	3/3		3	3			1				
42	PETTERSON Clarke	FP	2/3	1	3	3							
45	PORTER Drake	FP											
51	TEAT Jeff	FP	0/1				1		1				
55	COLE Bryan	FP	2/3	1	3	3							
77	CURRIER Zach	FP	5/7	1	6	6	2		1		1		1:00
92	SMITH Dhane	FP	2/4	3	5	4			1				
47	DOBSON Brett	GK					1						
Totals			26/36	10	36	34	7		10	4		1	1:00

Goalies	SV	GA	Min.
47 DOBSON Brett	8	4	16:00
Totals	13	10	32:00

1st Quarter

0 (8') 1 BYRNE J
KOMATSU Y 1 (7') 1
1 (7') 2 CURRIER Z
1 (6') 3 BOWERING R
SUGIHARA K 2 (6') 3
2 (5') 4 BYRNE J
2 (4') 5 MACINTOSH J

2nd Quarter

TATEISHI S 3 (8') 5
3 (7') 6 COLE B
3 (7') 7 BERG W
3 (5') 8 ROGERS C
3 (4') 9 BOWERING R
3 (4') 10 MACINTOSH J
3 (3') 11 CURRIER Z
KANAYA H 4 (1') 11
4 (1') 12 PETTERSON C
4 (1') 13 SMITH D

3rd Quarter

4 (8') 14 CURRIER Z
4 (7') 15 COLE B
4 (6') 16 ROGERS C
4 (5') 17 BYRNE J
SUGIHARA K 5 (5') 17
5 (2') 18 SMITH D
5 (1') 19 CURRIER Z

4th Quarter


5 (8') 20 PETTERSON C
5 (8') 21 BOWERING R
5 (7') 22 CURRIER Z
TATEISHI S 6 (5') 22
6 (5') 23 MACINTOSH J
6 (4') 24 BYRNE J
6 (3') 25 BYRNE J
OBANA K 7 (3') 25
TATEISHI S 8 (2') 25
8 (1') 26 BYRNE J
KANAYA H 9 (1') 26
OBANA K 10 (1') 26

Legend:

A Assists	CT Caused Turnovers	DC Draw Controls	FP Field Player	GA Goals Allowed	GB Ground Ball
GC Green Card	GK Goalkeeper	G/S Goals/Shots	Min. Minutes	No. Number	P Scorer Points
Pos Playing Position	RC Red Card	SOG Shots on Goal	SV Saves	TO Turnovers	YC Yellow Card

Timing and Results provided by TISSOT





Game No: 7

Start List

HNL vs ISR

Head Official: NOSE Ryan (CAN)
Official: DLUGOZIMA Danny (USA)
Official: TICER Joseph (USA)

HNL - Haudenosaunee Confederacy

No.	Name	Pos	MP	Date of Birth	Goals	Ass.
76	HILL Warren	GK	1	16 JUL 1992		
1	NANTICOKE Tehoka	FP	1	18 JAN 1998	1	1
4	PATTERSON Jakob	FP	1	29 APR 1997	3	1
15	FOX Jake	FP	1	4 JUL 1996	2	
19	THOMPSON Shonwahnonkon	FP	1	19 OCT 1999		1
23	Brooker MUIR	FP	1	1 JAN 1994		
24	TARBELL Kason	FP	1	17 JUL 1996	1	
33	JOHN Ron	FP	1	17 APR 1999		
43	BOMBERRY Brendan	FP	1	17 JUN 1995		
45	JAMIESON Cody	FP	1	17 JUL 1987		
47	JACKSON Kyle	FP	1	22 AUG 1993	2	
74	THOMPSON Jeremy	FP	1	1 MAR 1987		1
Team Average					9	4
Coach	MILLIMAN Peter					


HNL - Matches		
PR	CAN	9-21
PR	ISR	9 JUL
PR	JPN	10 JUL

ISR - Israel


No.	Name	Pos	MP	Date of Birth	Goals	Ass.
1	FISCHER Eric	GK	1	8 SEP 1994		
5	APPLEBAUM Daniel	FP	1	21 NOV 1990	1	
7	SILBERLICHT Jacob	FP	1	11 SEP 1991		1
9	SEMISCH Timothy	FP	1	18 SEP 1991	1	
12	KADISH Ian	FP	1	29 MAR 1996	5	1
13	HARPER Kevin	FP	1	9 MAY 1989	2	
14	POPECK Matthew	FP	1	24 MAR 1999	4	2
19	PALL Zachary	FP	1	12 APR 1990	4	1
34	UTTING Douglas	FP	1	12 JUN 1991		
40	FLAPAN Matthew	FP	1	17 FEB 1990	1	1
44	BOCK Isaac	FP	1	20 DEC 1992	3	
77	KRUTER Andrew	FP	1	26 MAY 1992		
Team Average					21	6
Coach	MACARTHUR Brad (CAN)					

ISR - Matches		
PR	JPN	21-20
PR	HNL	9 JUL
PR	CAN	10 JUL

Legend:	(C) Captain	Ass. Assists	MP Matches Played	No. Number	Pos Playing Position
----------------	-------------	--------------	-------------------	------------	----------------------

Timing and Results provided by  TISSOT





Game No: 7

Results

HNL 16 vs 12 ISR

Head Official: NOSE Ryan (CAN)
Official: DLUGOZIMA Danny (USA)
Official: TICER Joseph (USA)

RUNNING SCORE

HNL - ISR

HNL - Haudenosaunee Confederacy

Players		G/S	A	P	SOG	GB	CT	TO	DC	Penalties			
No.	Name									Pos	GC	YC	RC
1	NANTICOKE Tehoka	FP	3/10	1	4	7	2						
4	PATTERSON Jakob	FP	1/2		1	2		1					
15	FOX Jake	FP	0/3		1								
19	THOMPSON Shonwahnonkon	FP	0/2		1	1		1			1		1:00
23	Brooker MUIR	FP											
24	TARBELL Kason	FP	2/2	1	3	2	1	1					
33	JOHN Ron	FP	3/5		3	3	1	1			1		1:00
43	BOMBERRY Brendan	FP	0/1	1	1			1					
45	JAMIESON Cody	FP	2/2	1	3	2		3					
47	JACKSON Kyle	FP	3/7		3	5		1					
74	THOMPSON Jeremy	FP	2/3	1	3	2		1	1				
76	HILL Warren	GK					1						
Totals			16/37	5	21	25	6	10	1		2		2:00

Goalies	SV	GA	Min.
76 HILL Warren	15	12	32:00
Totals	15	12	32:00

ISR - Israel

Players		G/S	A	P	SOG	GB	CT	TO	DC	Penalties			
No.	Name									Pos	GC	YC	RC
5	APPLEBAUM Daniel	FP	1/4		1	2	1	1					
7	SILBERLICHT Jacob	FP	0/3		1	1		1		1			0:30
9	SEMISCH Timothy	FP	0/1		1			2					
12	KADISH Ian	FP	4/7		4	6		1	2				
13	HARPER Kevin	FP	0/3		1	1		2					
14	POPECK Matthew	FP	4/6	1	5	5		1					
19	PALL Zachary	FP	1/7	1	2	6							
34	UTTING Douglas	FP	0/3		1								
40	FLAPAN Matthew	FP	0/1								2		2:00
44	BOCK Isaac	FP	2/5		2	4		3		1			0:30
77	KRUTER Andrew	FP											
1	FISCHER Eric	GK											
Totals			12/40	2	14	27	1	11	5	2	2		3:00

Goalies	SV	GA	Min.
1 FISCHER Eric	9	16	32:00
Totals	9	16	32:00

1st Quarter

	0 (8') 1	KADISH I
JACKSON K	1 (8') 1	
	1 (7') 2	POPECK M
JOHN R	2 (7') 2	
THOMPSON J	3 (6') 2	
NANTICOKE T	4 (5') 2	
	4 (5') 3	APPLEBAUM D
JAMIESON C	5 (4') 3	
NANTICOKE T	6 (2') 3	

2nd Quarter

	6 (5') 4	POPECK M
--	----------	----------

3rd Quarter


JOHN R	7 (7') 4	
	7 (6') 5	PALL Z
	7 (6') 6	POPECK M
JOHN R	8 (3') 6	
JACKSON K	9 (2') 6	
	9 (1') 7	BOCK I
TARBELL K	10 (1') 7	
	10 (1') 8	BOCK I

4th Quarter

TARBELL K	11 (7') 8	
	11 (7') 9	KADISH I
JACKSON K	12 (6') 9	
	12 (4') 10	KADISH I
	12 (3') 11	POPECK M
THOMPSON J	13 (3') 11	
JAMIESON C	14 (2') 11	
PATTERSON J	15 (2') 11	
	15 (1') 12	KADISH I
NANTICOKE T	16 (1') 12	

Legend:											
A	Assists	CT	Caused Turnovers	DC	Draw Controls	FP	Field Player	GA	Goals Allowed	GB	Ground Ball
GC	Green Card	GK	Goalkeeper	G/S	Goals/Shots	Min.	Minutes	No.	Number	P	Scorer Points
Pos	Playing Position	RC	Red Card	SOG	Shots on Goal	SV	Saves	TO	Turnovers	YC	Yellow Card

Timing and Results provided by TISSOT



Game No: 10

Start List

JPN vs HNL

Head Official: GROSS Rob (USA)
Official: MCMULLEN Scott (CAN)
Official: WALLACE Ryan (USA)

JPN - Japan

No.	Name	Pos	MP	Date of Birth	Goals	Ass.
18	TOKUMASU Soya	GK	2	10 MAY 1993		
19	FUKUSHIMA Yuki	GK	2	26 MAY 1996		
1	TATEISHI Shinya	FP	2	15 MAY 1998	9	2
2	OBANA Kazuki	FP	2	26 FEB 1997	4	3
3	KOMATSU Yuto	FP	2	17 MAR 1999	3	1
5	SANO Kiyoshi	FP	2	11 JUL 1998		
13	SATO Dai	FP	2	8 SEP 1994		
14	KANAYA Hiroki	FP	2	21 NOV 1996	5	3
15	UMEHARA Tomoki	FP	2	7 FEB 1996	4	3
16	NATSUME Seiya	FP	2	19 MAR 1990		3
17	SUZUKI Junichi	FP	2	2 APR 1995	1	2
23	SUGIHARA Kinori	FP	2	2 FEB 1995	4	
Team Average					30	17
Coach	HASEGAWA Gen					


JPN - Matches		
PR	ISR	20 - 21
PR	CAN	10 - 26
PR	HNL	10 JUL

HNL - Haudenosaunee Confederacy


No.	Name	Pos	MP	Date of Birth	Goals	Ass.
76	HILL Warren	GK	2	16 JUL 1992		
1	NANTICOKE Tehoka	FP	2	18 JAN 1998	4	2
4	PATTERSON Jakob	FP	2	29 APR 1997	4	1
15	FOX Jake	FP	2	4 JUL 1996	2	
19	THOMPSON Shonwahnonkon	FP	2	19 OCT 1999		1
23	Brooker MUIR	FP	2	1 JAN 1994		
24	TARBELL Kason	FP	2	17 JUL 1996	3	1
33	JOHN Ron	FP	2	17 APR 1999	3	
43	BOMBERRY Brendan	FP	2	17 JUN 1995		1
45	JAMIESON Cody	FP	2	17 JUL 1987	2	1
47	JACKSON Kyle	FP	2	22 AUG 1993	5	
74	THOMPSON Jeremy	FP	2	1 MAR 1987	2	2
Team Average					25	9
Coach	MILLIMAN Peter					

HNL - Matches		
PR	CAN	9 - 21
PR	ISR	16 - 12
PR	JPN	10 JUL

Legend:	(C) Captain	Ass. Assists	MP Matches Played	No. Number	Pos Playing Position
----------------	-------------	--------------	-------------------	------------	----------------------

Timing and Results provided by 





Game No: 10

Results

JPN 20 vs 16 HNL

Head Official: GROSS Rob (USA)
Official: MCMULLEN Scott (CAN)
Official: WALLACE Ryan (USA)

RUNNING SCORE

JPN - HNL

JPN - Japan

Players		G/S	A	P	SOG	GB	CT	TO	DC	Penalties			
No.	Name									Pos	GC	YC	RC
1	TATEISHI Shinya	FP	5/10	1	6	6	1		2				
2	OBANA Kazuki	FP	1/2		1	2	1		2				
3	KOMATSU Yuto	FP	3/7		3	6	1		1				
5	SANO Kiyoshi	FP							1				
13	SATO Dai	FP					2						
14	KANAYA Hiroki	FP	2/7	3	5	3		1		1			0:30
15	UMEHARA Tomoki	FP	2/3	1	3	3		1	2		1		1:00
16	NATSUME Seiya	FP	2/3		2	3		1					
17	SUZUKI Junichi	FP	5/7	1	6	6	1	1					
23	SUGIHARA Kinori	FP						1	0		1		1:00
18	TOKUMASU Soya	GK					1	1		1			0:30
19	FUKUSHIMA Yuki	GK					4	1					
Totals			20/39	6	26	29	11		13	2	2	2	3:00

Goalies	SV	GA	Min.
18 TOKUMASU Soya	1	6	08:00
19 FUKUSHIMA Yuki	4	10	24:00
Totals	5	16	32:00

HNL - Haudenosaunee Confederacy

Players		G/S	A	P	SOG	GB	CT	TO	DC	Penalties			
No.	Name									Pos	GC	YC	RC
1	NANTICOKE Tehoka	FP	2/6		2	5	2		1				
4	PATTERSON Jakob	FP	3/5		3	4				1			0:30
15	FOX Jake	FP	1/2		1	1							
19	THOMPSON Shonwahnonkon	FP						1			1	1	3:00
23	Brooker MUIR	FP						1					
24	TARBELL Kason	FP		2	2		1	1					
33	JOHN Ron	FP	2/4		2	2				1	1		1:30
43	BOMBERRY Brendan	FP	6/7	1	7	6	1						
45	JAMIESON Cody	FP	0/2	2	2	1		1			1		1:00
47	JACKSON Kyle	FP	2/3		2	2		3					
74	THOMPSON Jeremy	FP		1	1			1	2				
76	HILL Warren	GK						4					
Totals			16/29	6	22	21	4		13	6	2	3	6:00

Goalies	SV	GA	Min.
76 HILL Warren	9	19	31:58
Totals	9	20	32:00

1st Quarter

SUZUKI J 0 (7') 1 PATTERSON J
 1 (6') 1
 1 (6') 2 PATTERSON J
 1 (5') 3 JACKSON K
 UMEHARA T 2 (4') 3
 TATEISHI S 3 (4') 3
 3 (2') 4 JOHN R
 TATEISHI S 4 (1') 4

2nd Quarter

SUZUKI J 5 (7') 4
 5 (7') 5 BOMBERRY B
 TATEISHI S 6 (6') 5
 SUZUKI J 7 (5') 5
 7 (4') 6 JOHN R
 KANAYA H 8 (3') 6
 8 (2') 7 FOX J
 NATSUME S 9 (2') 7
 9 (2') 8 BOMBERRY B
 KOMATSU Y 10 (1') 8

3rd Quarter

NATSUME S 11 (7') 8
 11 (6') 9 BOMBERRY B
 11 (6') 10 PATTERSON J
 KOMATSU Y 12 (4') 10
 TATEISHI S 13 (2') 10


4th Quarter

SUZUKI J 14 (7') 10
 14 (7') 11 NANTICOKE T
 14 (6') 12 JACKSON K
 14 (6') 13 BOMBERRY B
 OBANA K 15 (5') 13
 15 (5') 14 NANTICOKE T
 SUZUKI J 16 (4') 14
 16 (4') 15 BOMBERRY B
 TATEISHI S 17 (3') 15
 KOMATSU Y 18 (2') 15
 18 (1') 16 BOMBERRY B
 UMEHARA T 19 (1') 16
 KANAYA H 20 (1') 16

A Assists	CT Caused Turnovers	DC Draw Controls	FP Field Player	GA Goals Allowed	GB Ground Ball
GC Green Card	GK Goalkeeper	G/S Goals/Shots	Min. Minutes	No. Number	P Scorer Points
Pos Playing Position	RC Red Card	SOG Shots on Goal	SV Saves	TO Turnovers	YC Yellow Card

Timing and Results provided by TISSOT





Game No: 11

Start List

CAN vs ISR

Head Official: GREEN Steve (AUS)
Official: DLUGOZIMA Danny (USA)
Official: LEAHY Michael (GBR)

CAN - Canada

No.	Name	Pos	MP	Date of Birth	Goals	Ass.
47	DOBSON Brett	GK	2	3 APR 2000		
14	BERG Wesley	FP	2	19 APR 1993	3	1
22	BYRNE Josh	FP	2	15 APR 1994	10	3
23	ROGERS Challen	FP	2	26 APR 1994	3	1
24	MACINTOSH Jordan	FP	2	19 SEP 1989	6	1
28	BOWERING Reid	FP	2	19 MAY 1998	4	
42	PETTERSON Clarke	FP	2	23 AUG 1997	3	2
45	PORTER Drake	FP	2	1 JUN 1998		
51	TEAT Jeff	FP	2	30 APR 1997	4	
55	COLE Bryan	FP	2	12 NOV 1993	2	1
77	CURRIER Zach	FP	2	30 MAY 1994	8	2
92	SMITH Dhane	FP	2	23 SEP 1992	4	5
Team Average					47	16
Coach	MERRILL Brodie					


CAN - Matches		
PR	HNL	21 - 9
PR	JPN	26 - 10
PR	ISR	10 JUL

ISR - Israel


No.	Name	Pos	MP	Date of Birth	Goals	Ass.
1	FISCHER Eric	GK	2	8 SEP 1994		
5	APPLEBAUM Daniel	FP	2	21 NOV 1990	2	
7	SILBERLICHT Jacob	FP	2	11 SEP 1991		1
9	SEMISCH Timothy	FP	2	18 SEP 1991	1	
12	KADISH Ian	FP	2	29 MAR 1996	9	1
13	HARPER Kevin	FP	2	9 MAY 1989	2	
14	POPECK Matthew	FP	2	24 MAR 1999	8	3
19	PALL Zachary	FP	2	12 APR 1990	5	2
34	UTTING Douglas	FP	2	12 JUN 1991		
40	FLAPAN Matthew	FP	2	17 FEB 1990	1	1
44	BOCK Isaac	FP	2	20 DEC 1992	5	
77	KRUTER Andrew	FP	2	26 MAY 1992		
Team Average					33	8
Coach	MACARTHUR Brad (CAN)					

ISR - Matches		
PR	JPN	21 - 20
PR	HNL	12 - 16
PR	CAN	10 JUL

Legend:	(C) Captain	Ass. Assists	MP Matches Played	No. Number	Pos Playing Position
----------------	-------------	--------------	-------------------	------------	----------------------

Timing and Results provided by  TISSOT





Game No: 11

Results

CAN 26 vs 7 ISR

Head Official: GREEN Steve (AUS)
Official: DLUGOZIMA Danny (USA)
Official: LEAHY Michael (GBR)

RUNNING SCORE
CAN - ISR

CAN - Canada

Players		G/S	A	P	SOG	GB	CT	TO	DC	Penalties			
No.	Name									Pos	GC	YC	RC
14	BERG Wesley	FP	4/6		4	6		1					0:30
22	BYRNE Josh	FP	5/6	1	6	5	1						
23	ROGERS Challen	FP		2	2			1					
24	MACINTOSH Jordan	FP	4/4		4	4		1	1				
28	BOWERING Reid	FP	2/2		2	2	1						
42	PETTERSON Clarke	FP	0/1	1	1		1						
45	PORTER Drake	FP					1						
51	TEAT Jeff	FP	3/3	2	5	3		5					
55	COLE Bryan	FP	3/3		3	3	2	2			2		2:00
77	CURRIER Zach	FP	2/2		2	2		1		1			0:30
92	SMITH Dhane	FP	3/3	3	6	3	1	1					
47	DOBSON Brett	GK		1	1		1						
Totals			26/30	10	36	28	8	12	1	2	2		3:00

Goalies	SV	GA	Min.
47 DOBSON Brett	9	5	21:05
Totals	12	7	32:00

ISR - Israel

Players		G/S	A	P	SOG	GB	CT	TO	DC	Penalties			
No.	Name									Pos	GC	YC	RC
5	APPLEBAUM Daniel	FP	0/3		2								
7	SILBERLICHT Jacob	FP	0/2	2	2			1	1		1		1:00
9	SEMISCH Timothy	FP									1		1:00
12	KADISH Ian	FP	1/3	1	2	1			1				
13	HARPER Kevin	FP	1/3		1	2		2					
14	POPECK Matthew	FP	2/8		2	5	2	3					
19	PALL Zachary	FP	2/4		2	3		3					
34	UTTING Douglas	FP	0/2			2	1	2					
40	FLAPAN Matthew	FP	0/1										
44	BOCK Isaac	FP	1/5		1	3		2					
77	KRUTER Andrew	FP	0/1			1		1					
1	FISCHER Eric	GK					2						
Totals			7/32	3	10	19	5	14	5		2		2:00

Goalies	SV	GA	Min.
1 FISCHER Eric	2	26	32:00
Totals	2	26	32:00

1st Quarter

COLE B 1 (8') 0
BOWERING R 2 (7') 0
2 (7') 1 PALL Z
SMITH D 3 (5') 1
MACINTOSH J 4 (5') 1
BERG W 5 (4') 1
COLE B 6 (3') 1
BYRNE J 7 (2') 1
BYRNE J 8 (1') 1

2nd Quarter

SMITH D 9 (7') 1
CURRIER Z 10 (6') 1
MACINTOSH J 11 (5') 1
TEAT J 12 (4') 1
BYRNE J 13 (3') 1
13 (3') 2 POPECK M
BERG W 14 (2') 2
CURRIER Z 15 (2') 2

3rd Quarter

15 (8') 3 PALL Z
15 (6') 4 POPECK M
MACINTOSH J 16 (6') 4
16 (6') 5 HARPER K
BERG W 17 (5') 5
17 (1') 6 BOCK I

4th Quarter


BYRNE J 18 (8') 6
MACINTOSH J 19 (7') 6
SMITH D 20 (7') 6
BERG W 21 (6') 6
COLE B 22 (5') 6
TEAT J 23 (4') 6
BOWERING R 24 (3') 6
TEAT J 25 (2') 6
25 (2') 7 KADISH I
BYRNE J 26 (1') 7

Legend:

A Assists	CT Caused Turnovers	DC Draw Controls	FP Field Player	GA Goals Allowed	GB Ground Ball
GC Green Card	GK Goalkeeper	G/S Goals/Shots	Min. Minutes	No. Number	P Scorer Points
Pos Playing Position	RC Red Card	SOG Shots on Goal	SV Saves	TO Turnovers	YC Yellow Card

Timing and Results provided by **TISSOT**





Game No: 1

Start List

GBR vs AUS

Head Official: GROSS Rob (USA)
Official: NOSE Ryan (CAN)
Official: WALLACE Ryan (USA)

GBR - Great Britain

No.	Name	Pos	MP	Date of Birth	Goals	Ass.
1	DWOBENG Hal	GK		22 APR 1998		
2	BAXTER Will	GK		15 MAY 1996		
3	PAGE-LAYCOCK Ben	FP		30 MAY 1998		
4	BRACEGIRDLE Tom	FP		26 OCT 1993		
5	RUSSELL Alex	FP		25 SEP 1996		
6	MILLS Luke	FP		3 JAN 1995		
7	HUNNS Ryan	FP		15 AUG 1994		
8	SWEETMAN Ryan	FP		26 NOV 1992		
9	BUNIO Lyndon	FP		14 MAY 1996		
10	POMFRET Mike	FP		16 SEP 1999		
11	GUY Zac	FP		18 JUL 1991		
12	KIRKLAND Tommy	FP		10 JUN 1991		
				Team Average		
Coach	WENHAM Tom					


GBR - Matches		
PR	AUS	8 JUL
PR	USA	9 JUL
PR	GER	10 JUL

AUS - Australia


No.	Name	Pos	MP	Date of Birth	Goals	Ass.
1	AARON Sean	GK		4 SEP 1988		
4	KEESING Luke	FP		28 OCT 1991		
6	HALL Caleb	FP		21 DEC 1986		
7	FUSS Matt	FP		12 MAR 1992		
9	PURDIE Gordon	FP		28 SEP 1996		
11	Jack PRICE	FP		18 NOV 1999		
13	MACKINNON Campbell	FP		15 JUL 1994		
16	GRAHAM Tom	FP		6 SEP 1992		
24	WALKER Lachlan	FP		3 JAN 1993		
43	HOWARD Donnie	FP		20 JUL 2000		
52	STONE Tim	FP		14 OCT 1991		
96	PARSONS Lucas	FP		22 JUN 1998		
				Team Average		
Coach	MEREDITH Glenn					

AUS - Matches		
PR	GBR	8 JUL
PR	GER	9 JUL
PR	USA	10 JUL

Legend:	(C) Captain	Ass. Assists	MP Matches Played	No. Number	Pos Playing Position
----------------	-------------	--------------	-------------------	------------	----------------------

Timing and Results provided by  TISSOT





Game No: 1

Results

GBR 13 vs 11 AUS

Head Official: GROSS Rob (USA)
Official: NOSE Ryan (CAN)
Official: WALLACE Ryan (USA)

RUNNING SCORE

GBR - AUS

GBR - Great Britain

Players		G/S	A	P	SOG	GB	CT	TO	DC	Penalties			
No.	Name									Pos	GC	YC	RC
3	PAGE-LAYCOCK Ben	FP	3/6		3	5	3		1				
4	BRACEGIRDLE Tom	FP	1/2		1	1		1	3				
5	RUSSELL Alex	FP	2/4	4	6	3	1						
6	MILLS Luke	FP	0/1			1	1						
7	HUNNS Ryan	FP	1/4	2	3	2	3		3				
8	SWEETMAN Ryan	FP	1/9		1	5							
9	BUNIO Lyndon	FP	3/3		3	3		1					
10	POMFRET Mike	FP	2/5		2	4							
11	GUY Zac	FP	0/1			1		3			2		2:00
12	KIRKLAND Tommy	FP							1				
1	DWOBENG Hal	GK											
2	BAXTER Will	GK											
Totals			13/35	6	19	25	8		9	4		2	2:00

Goalies		SV	GA	Min.
1	DWOBENG Hal			
2	BAXTER Will	13	11	32:00
Totals		13	11	32:00

AUS - Australia

Players		G/S	A	P	SOG	GB	CT	TO	DC	Penalties			
No.	Name									Pos	GC	YC	RC
4	KEESING Luke	FP	1/3		1	2		1	0				
6	HALL Caleb	FP	0/2			2		2		1			0:30
7	FUSS Matt	FP	1/2	2	3	2	1	1	1				
9	PURDIE Gordon	FP	0/3	1	1	1		2					
11	Jack PRICE	FP	0/1	1	1	1	1	1					
13	MACKINNON Campbell	FP	2/4		2	3	1	1		1	1		1:30
16	GRAHAM Tom	FP	1/4	1	2	4	1						
24	WALKER Lachlan	FP	2/5	1	3	3		2					
43	HOWARD Donnie	FP	2/4		2	2	1	1		1	1		1:30
52	STONE Tim	FP	1/3		1	2	2	1					
96	PARSONS Lucas	FP	1/3		1	2							
1	AARON Sean	GK											
Totals			11/34	6	17	24	7	2	13	4	3	2	3:30


Goalies		SV	GA	Min.
1	AARON Sean	12	13	32:00
Totals		12	13	32:00

1st Quarter	
0 (8') 1	WALKER L
0 (8') 2	PARSONS L
POMFRET M	1 (8') 2
2nd Quarter	
RUSSELL A	2 (8') 2
PAGE-LAYCOCK B	3 (8') 2
	3 (8') 3
GRAHAM T	
BUNIO L	4 (8') 3
	4 (8') 4
FUSS M	
	4 (2') 5
HOWARD D	
	4 (1') 6
KEESING L	
3rd Quarter	
4 (7') 7	STONE T
POMFRET M	5 (5') 7
HUNNS R	6 (4') 7
	6 (3') 8
WALKER L	
SWEETMAN R	7 (2') 8
	7 (2') 9
MACKINNON C	
RUSSELL A	8 (2') 9
4th Quarter	
BUNIO L	9 (8') 9
	9 (7') 10
MACKINNON C	
PAGE-LAYCOCK B	10 (7') 10
PAGE-LAYCOCK B	11 (4') 10
	11 (4') 11
HOWARD D	
BRACEGIRDLE T	12 (3') 11
BUNIO L	13 (2') 11

Legend:											
A	Assists	CT	Caused Turnovers	DC	Draw Controls	FP	Field Player	GA	Goals Allowed	GB	Ground Ball
GC	Green Card	GK	Goalkeeper	G/S	Goals/Shots	Min.	Minutes	No.	Number	P	Scorer Points
Pos	Playing Position	RC	Red Card	SOG	Shots on Goal	SV	Saves	TO	Turnovers	YC	Yellow Card

Timing and Results provided by TISSOT





Game No: 4

Start List

USA vs GER

Head Official: MCMULLEN Scott (CAN)
Official: DAVIDSON Peter (GBR)
Official: KONDO Yusuke (JPN)

USA - United States of America

No.	Name	Pos	MP	Date of Birth	Goals	Ass.
8	GHITELMAN Adam	GK		25 APR 1989		
31	KELLY Jack	GK		22 OCT 1994		
1	KIRST Connor	FP		10 AUG 1997		
2	HEACOCK Colin	FP		7 APR 1994		
3	TIERNEY Ryan	FP		23 AUG 1998		
12	TEVLIN Brian	FP		25 JAN 1999		
13	GUTERDING Justin	FP		3 FEB 1995		
21	BYRNES Liam	FP		19 APR 1993		
22	CONRAD Ryan	FP		13 JAN 1997		
25	GOODRICH Zach	FP		30 OCT 1997		
26	SCHREIBER Tom	FP		24 FEB 1992		
41	BRANDAU Matt	FP		6 DEC 1998		
				Team Average		
Coach	SHAY Andy					


USA - Matches		
PR	GER	8 JUL
PR	GBR	9 JUL
PR	AUS	10 JUL

GER - Germany


No.	Name	Pos	MP	Date of Birth	Goals	Ass.
10	NORING Leonard	GK		20 JAN 1999		
13	ZINOVIEV Mikhail	GK		6 FEB 2000		
1	BOCKERMANN Jakob	FP		13 OCT 1999		
7	SPIEGEL Moritz	FP		20 DEC 1993		
8	Adam EAKINS	FP		28 NOV 1995		
9	BECKMANN David	FP		3 FEB 1998		
14	KINS Felix	FP		29 MAY 2001		
16	SPIEGEL Soren	FP		27 NOV 1996		
17	KINS Lukas	FP		28 APR 1997		
17	NITSCH Dominik	FP		26 JUL 1993		
24	WISMER Justin	FP		22 DEC 1999		
26	Wynton BASTIAN	FP		26 AUG 2001		
				Team Average		
Coach	DESANTIS Pete (USA)					

GER - Matches		
PR	USA	8 JUL
PR	AUS	9 JUL
PR	GBR	10 JUL

Legend:	(C) Captain	Ass. Assists	MP Matches Played	No. Number	Pos Playing Position
----------------	-------------	--------------	-------------------	------------	----------------------

Timing and Results provided by 





Game No: 4

Results

USA 27 vs 10 GER

Head Official: MCMULLEN Scott (CAN)
Official: DAVIDSON Peter (GBR)
Official: KONDO Yusuke (JPN)

RUNNING SCORE USA - GER

USA - United States of America

Players		Pos	G/S	A	P	SOG	GB	CT	TO	DC	Penalties				
No.	Name										GC	YC	RC	Min.	
1	KIRST Connor	FP	5/6		5	6	1			1					
2	HEACOCK Colin	FP	3/5		3	5						1			1:00
3	TIERNEY Ryan	FP	1/4		1	3	1								
12	TEVLIN Brian	FP	2/3	1	3	2									
13	GUTERDING Justin	FP	2/8	1	3	8			1						
21	BYRNES Liam	FP	2/4	2	4	2	1								
22	CONRAD Ryan	FP	3/8	1	4	7	2			1					
25	GOODRICH Zach	FP	1/2		1	1									
26	SCHREIBER Tom	FP	3/6	1	4	4	1		1						
41	BRANDAU Matt	FP	4/4		4	4	1		1						
8	GHITELMAN Adam	GK	1/1		1	1	1					1			1:00
31	KELLY Jack	GK													
Totals			27/51	6	33	43	8		3	2		2			2:00

Goalies	SV	GA	Min.
8 GHITELMAN Adam	4	8	16:00
31 KELLY Jack	5	2	16:00
Totals	9	10	32:00

GER - Germany

Players		Pos	G/S	A	P	SOG	GB	CT	TO	DC	Penalties				
No.	Name										GC	YC	RC	Min.	
1	BOCKERMANN Jakob	FP	0/1						1						
7	SPIEGEL Moritz	FP	2/2		2	2	1		2	2					
8	Adam EAKINS	FP	3/6		3	5			1						
9	BECKMANN David	FP	1/3	1	2	2	1		2						
14	KINS Felix	FP	1/2		1	2			1			1			1:00
16	SPIEGEL Soren	FP	1/4	1	2	4	1		2						
17	KINS Lukas	FP	0/1	1	1				1	0					
17	KINS Lukas	FP													
24	WISMER Justin	FP	0/4	1	1	1			2						
26	Wynton BASTIAN	FP	0/3	1	1	1	1		2						
10	NORING Leonard	GK	2/6		2	2	1		1						
13	ZINOVIEV Mikhail	GK							1						
Totals			10/32	5	15	19	6		15	6		1			1:00

Goalies	SV	GA	Min.
10 NORING Leonard			
13 ZINOVIEV Mikhail	16	27	32:00
Totals	16	27	32:00

1st Quarter

SCHREIBER T	1 (8') 0
HEACOCK C	2 (7') 0
GUTERDING J	3 (6') 0
	3 (6') 1 A EAKINS
KIRST C	4 (5') 1
GHITELMAN A	5 (5') 1
TEVLIN B	6 (4') 1
GOODRICH Z	7 (3') 1
HEACOCK C	8 (1') 1
BRANDAU M	9 (1') 1
	9 (1') 2 A EAKINS

2nd Quarter

TIERNEY R	10 (7') 2
TEVLIN B	11 (5') 2
KIRST C	12 (3') 2
CONRAD R	13 (2') 2

3rd Quarter

	13 (8') 3 KINS F
SCHREIBER T	14 (7') 3
	14 (6') 4 NORING L
CONRAD R	15 (6') 4
BRANDAU M	16 (5') 4
	16 (5') 5 SPIEGEL M
HEACOCK C	17 (4') 5
	17 (3') 6 A EAKINS
	17 (3') 7 SPIEGEL M
BRANDAU M	18 (2') 7
	18 (2') 8 NORING L
KIRST C	19 (1') 8


4th Quarter

KIRST C	20 (8') 8
SCHREIBER T	21 (7') 8
BRANDAU M	22 (7') 8
	22 (6') 9 BECKMANN D
BYRNES L	23 (5') 9
KIRST C	24 (4') 9
CONRAD R	25 (3') 9
	25 (3') 10 SPIEGEL S
BYRNES L	26 (3') 10
GUTERDING J	27 (2') 10

Legend:											
A	Assists	CT	Caused Turnovers	DC	Draw Controls	FP	Field Player	GA	Goals Allowed	GB	Ground Ball
GC	Green Card	GK	Goalkeeper	G/S	Goals/Shots	Min.	Minutes	No.	Number	P	Scorer Points
Pos	Playing Position	RC	Red Card	SOG	Shots on Goal	SV	Saves	TO	Turnovers	YC	Yellow Card

Timing and Results provided by TISSOT





Game No: 5

Start List

AUS vs GER

Head Official: LEAHY Michael (GBR)
Official: GROSS Rob (USA)
Official: KONDO Yusuke (JPN)

AUS - Australia

No.	Name	Pos	MP	Date of Birth	Goals	Ass.
1	AARON Sean	GK	1	4 SEP 1988		
4	KEESING Luke	FP	1	28 OCT 1991	1	
6	HALL Caleb	FP	1	21 DEC 1986		
7	FUSS Matt	FP	1	12 MAR 1992	1	2
9	PURDIE Gordon	FP	1	28 SEP 1996		1
11	Jack PRICE	FP	1	18 NOV 1999		1
13	MACKINNON Campbell	FP	1	15 JUL 1994	2	
16	GRAHAM Tom	FP	1	6 SEP 1992	1	1
24	WALKER Lachlan	FP	1	3 JAN 1993	2	1
43	HOWARD Donnie	FP	1	20 JUL 2000	2	
52	STONE Tim	FP	1	14 OCT 1991	1	
96	PARSONS Lucas	FP	1	22 JUN 1998	1	
Team Average					11	6
Coach	MEREDITH Glenn					

AUS - Matches		
PR	GBR	11 - 13
PR	GER	9 JUL
PR	USA	10 JUL

GER - Germany


No.	Name	Pos	MP	Date of Birth	Goals	Ass.
10	NORING Leonard	GK	1	20 JAN 1999	2	
13	ZINOVIEV Mikhail	GK	1	6 FEB 2000		
1	BOCKERMANN Jakob	FP	1	13 OCT 1999		
7	SPIEGEL Moritz	FP	1	20 DEC 1993	2	
8	Adam EAKINS	FP	1	28 NOV 1995	3	
9	BECKMANN David	FP	1	3 FEB 1998	1	1
14	KINS Felix	FP	1	29 MAY 2001	1	
16	SPIEGEL Soren	FP	1	27 NOV 1996	1	1
17	KINS Lukas	FP	1	28 APR 1997		1
22	NITSCH Dominik	FP	1	26 JUL 1993		
24	WISMER Justin	FP	1	22 DEC 1999		1
26	Wynton BASTIAN	FP	1	26 AUG 2001		1
Team Average					10	5
Coach	DESANTIS Pete (USA)					

GER - Matches		
PR	USA	10 - 27
PR	AUS	9 JUL
PR	GBR	10 JUL

Legend:	(C) Captain	Ass. Assists	MP Matches Played	No. Number	Pos Playing Position
----------------	-------------	--------------	-------------------	------------	----------------------

Timing and Results provided by 





Game No: 5

Results

AUS 24 vs 8 GER

Head Official: LEAHY Michael (GBR)
Official: GROSS Rob (USA)
Official: KONDO Yusuke (JPN)

RUNNING SCORE
AUS - GER

AUS - Australia

Players		G/S	A	P	SOG	GB	CT	TO	DC	Penalties				
No.	Name									Pos	GC	YC	RC	Min.
4	KEESING Luke	FP	3/4		3	4	2		1	3				
6	HALL Caleb	FP	2/3	1	3	3	2							
7	FUSS Matt	FP	2/3	1	3	3	1	2						
9	PURDIE Gordon	FP	5/11	1	6	10	2							
11	Jack PRICE	FP	3/4	1	4	3	1							
13	MACKINNON Campbell	FP	3/3	1	4	3	1							
16	GRAHAM Tom	FP	0/3	2	2	1	1	2						
24	WALKER Lachlan	FP	2/4	1	3	4	1	1						
43	HOWARD Donnie	FP	1/5		1	4	1				1		1:00	
52	STONE Tim	FP	1/2		1	2	1	1						
96	PARSONS Lucas	FP	2/6		2	4	1							
1	AARON Sean	GK					3		1					
Totals			24/48	8	32	41	17		8	3		1		1:00

Goalies		SV	GA	Min.
1	AARON Sean	10	8	32:00
Totals		10	8	32:00

GER - Germany

Players		G/S	A	P	SOG	GB	CT	TO	DC	Penalties				
No.	Name									Pos	GC	YC	RC	Min.
1	BOCKERMANN Jakob	FP	0/2		2			2						
7	SPIEGEL Moritz	FP	1/2	1	2			3	1					
8	Adam EAKINS	FP	0/2	1	1	1		1						
9	BECKMANN David	FP	0/1											
14	KINS Felix	FP	0/1		1			1			1		1:00	
16	SPIEGEL Soren	FP	0/3		3			2						
17	KINS Lukas	FP	0/1		1			2	0					
22	NITSCH Dominik	FP						1						
24	WISMER Justin	FP	5/8		5	5	1	3						
26	Wynton BASTIAN	FP	1/3	1	2	2		2						
10	NORING Leonard	GK	1/2	1	2	1		3						
13	ZINOVIEV Mikhail	GK					1							
Totals			8/25	3	11	18	2	20	5		1			1:00

Goalies		SV	GA	Min.
10	NORING Leonard			
13	ZINOVIEV Mikhail	17	24	32:00
Totals		17	24	32:00

1st Quarter

PARSONS L	1 (8') 0
PARSONS L	2 (6') 0
KEESING L	3 (6') 0
HOWARD D	4 (5') 0
J PRICE	5 (2') 0

2nd Quarter

	5 (7') 1	NORING L
KEESING L	6 (6') 1	
PURDIE G	7 (5') 1	
WALKER L	8 (4') 1	
HALL C	9 (3') 1	
STONE T	10 (2') 1	
HALL C	11 (1') 1	

3rd Quarter


FUSS M	12 (8') 1	
PURDIE G	13 (4') 1	
MACKINNON C	14 (4') 1	
PURDIE G	15 (3') 1	
	15 (2') 2	WISMER J
PURDIE G	16 (2') 2	
MACKINNON C	17 (2') 2	
PURDIE G	18 (1') 2	
WALKER L	19 (1') 2	

4th Quarter

	19 (8') 3	W BASTIAN
FUSS M	20 (8') 3	
	20 (7') 4	WISMER J
MACKINNON C	21 (7') 4	
	21 (5') 5	SPIEGEL M
	21 (5') 6	WISMER J
J PRICE	22 (4') 6	
	22 (4') 7	WISMER J
J PRICE	23 (2') 7	
KEESING L	24 (1') 7	
	24 (1') 8	WISMER J

Legend:											
A	Assists	CT	Caused Turnovers	DC	Draw Controls	FP	Field Player	GA	Goals Allowed	GB	Ground Ball
GC	Green Card	GK	Goalkeeper	G/S	Goals/Shots	Min.	Minutes	No.	Number	P	Scorer Points
Pos	Playing Position	RC	Red Card	SOG	Shots on Goal	SV	Saves	TO	Turnovers	YC	Yellow Card

Timing and Results provided by TISSOT



Game No: 8

Start List

GBR vs USA

Head Official: MCMULLEN Scott (CAN)
Official: COULOMBE Brent (CAN)
Official: GREEN Steve (AUS)

GBR - Great Britain

No.	Name	Pos	MP	Date of Birth	Goals	Ass.
1	DWOBENG Hal	GK	1	22 APR 1998		
2	BAXTER Will	GK	1	15 MAY 1996		
3	PAGE-LAYCOCK Ben	FP	1	30 MAY 1998	3	
4	BRACEGIRDLE Tom	FP	1	26 OCT 1993	1	
5	RUSSELL Alex	FP	1	25 SEP 1996	2	4
6	MILLS Luke	FP	1	3 JAN 1995		
7	HUNNS Ryan	FP	1	15 AUG 1994	1	2
8	SWEETMAN Ryan	FP	1	26 NOV 1992	1	
9	BUNIO Lyndon	FP	1	14 MAY 1996	3	
10	POMFRET Mike	FP	1	16 SEP 1999	2	
11	GUY Zac	FP	1	18 JUL 1991		
12	KIRKLAND Tommy	FP	1	10 JUN 1991		
Team Average					13	6
Coach	WENHAM Tom					


GBR - Matches		
PR	AUS	13 - 11
PR	USA	9 JUL
PR	GER	10 JUL

USA - United States of America


No.	Name	Pos	MP	Date of Birth	Goals	Ass.
8	GHITELMAN Adam	GK	1	25 APR 1989	1	
31	KELLY Jack	GK	1	22 OCT 1994		
1	KIRST Connor	FP	1	10 AUG 1997	5	
2	HEACOCK Colin	FP	1	7 APR 1994	3	
3	TIERNEY Ryan	FP	1	23 AUG 1998	1	
12	TEVLIN Brian	FP	1	25 JAN 1999	2	1
13	GUTERDING Justin	FP	1	3 FEB 1995	2	1
21	BYRNES Liam	FP	1	19 APR 1993	2	2
22	CONRAD Ryan	FP	1	13 JAN 1997	3	1
25	GOODRICH Zach	FP	1	30 OCT 1997	1	
26	SCHREIBER Tom	FP	1	24 FEB 1992	3	1
41	BRANDAU Matt	FP	1	6 DEC 1998	4	
Team Average					27	6
Coach	SHAY Andy					

USA - Matches		
PR	GER	27 - 10
PR	GBR	9 JUL
PR	AUS	10 JUL

Legend:	(C) Captain	Ass. Assists	MP Matches Played	No. Number	Pos Playing Position
----------------	-------------	--------------	-------------------	------------	----------------------

Timing and Results provided by  TISSOT





Game No: 8

Results

GBR 9 vs 17 USA

Head Official: MCMULLEN Scott (CAN)
Official: COULOMBE Brent (CAN)
Official: GREEN Steve (AUS)

RUNNING SCORE
GBR - USA

GBR - Great Britain

Players		G/S	A	P	SOG	GB	CT	TO	DC	Penalties			
No.	Name									Pos	GC	YC	RC
3	PAGE-LAYCOCK Ben	FP	2/3		2	3							
4	BRACEGIRDLE Tom	FP	0/2			1	1	1	3				
5	RUSSELL Alex	FP	0/4			2	2		3				
6	MILLS Luke	FP	0/2						1				
7	HUNNS Ryan	FP	2/6	1	3	6		1		1			0:30
8	SWEETMAN Ryan	FP	1/4		1	2	2		3				
9	BUNIO Lyndon	FP	2/3		2	3	1		1				
10	POMFRET Mike	FP	2/4		2	4	1		1				
11	GUY Zac	FP	0/2	2	2				3				
12	KIRKLAND Tommy	FP	0/1				2		1				
1	DWOBENG Hal	GK							1				
2	BAXTER Will	GK	0/1			1	2						
Totals			9/32	3	12	22	11		16	3	1		0:30

Goalies		SV	GA	Min.
1	DWOBENG Hal			
2	BAXTER Will	15	17	32:00
Totals		15	17	32:00

1st Quarter

PAGE-LAYCOCK B	1 (7') 0	
	1 (7') 1	CONRAD R
	1 (2') 2	BYRNES L

2nd Quarter

HUNNS R	2 (7') 2	
	2 (6') 3	CONRAD R
HUNNS R	3 (5') 3	
	3 (4') 4	HEACOCK C
BUNIO L	4 (1') 4	

3rd Quarter

	4 (8') 5	CONRAD R
	4 (7') 6	HEACOCK C
	4 (6') 7	KIRST C
	4 (5') 8	BRANDAU M
	4 (5') 9	CONRAD R
POMFRET M	5 (4') 9	
	5 (3') 10	TIERNEY R
SWEETMAN R	6 (1') 10	
	6 (1') 11	GOODRICH Z

4th Quarter

PAGE-LAYCOCK B	7 (7') 11	
	7 (7') 12	SCHREIBER T
	7 (6') 13	TIERNEY R
	7 (5') 14	GUTERDING J
POMFRET M	8 (4') 14	
	8 (3') 15	CONRAD R
	8 (3') 16	TEVLIN B
BUNIO L	9 (2') 16	
	9 (2') 17	GHITELMAN A

USA - United States of America


Players		G/S	A	P	SOG	GB	CT	TO	DC	Penalties			
No.	Name									Pos	GC	YC	RC
1	KIRST Connor	FP	1/4		1	3		1	0				
2	HEACOCK Colin	FP	2/2		2	2	2						
3	TIERNEY Ryan	FP	2/3		2	2		1			1		1:00
12	TEVLIN Brian	FP	1/1		1	1	1						
13	GUTERDING Justin	FP	1/10		1	8		1			1		1:00
21	BYRNES Liam	FP	1/2		1	2	2	1					
22	CONRAD Ryan	FP	5/7		5	7	1	1	0	1			0:30
25	GOODRICH Zach	FP	1/1		1	1							
26	SCHREIBER Tom	FP	1/4		1	2	1						
41	BRANDAU Matt	FP	1/4		1	3							
8	GHITELMAN Adam	GK	1/1		1	1							
31	KELLY Jack	GK					1		1				
Totals			17/39		17	32	8		6	3	1	2	2:30

Goalies		SV	GA	Min.
8	GHITELMAN Adam			
31	KELLY Jack	13	9	32:00
Totals		13	9	32:00

A	Assists	CT	Caused Turnovers	DC	Draw Controls	FP	Field Player	GA	Goals Allowed	GB	Ground Ball
GC	Green Card	GK	Goalkeeper	G/S	Goals/Shots	Min.	Minutes	No.	Number	P	Scorer Points
Pos	Playing Position	RC	Red Card	SOG	Shots on Goal	SV	Saves	TO	Turnovers	YC	Yellow Card

Timing and Results provided by TISSOT





Game No: 9

Start List

GER vs GBR

Head Official: GLOCK Keith (USA)
Official: KONDO Yusuke (JPN)
Official: TICER Joseph (USA)

GER - Germany

No.	Name	Pos	MP	Date of Birth	Goals	Ass.
10	NORING Leonard	GK	2	20 JAN 1999	3	1
13	ZINOVIEV Mikhail	GK	2	6 FEB 2000		
1	BOCKERMANN Jakob	FP	2	13 OCT 1999		
7	SPIEGEL Moritz	FP	2	20 DEC 1993	3	
8	Adam EAKINS	FP	2	28 NOV 1995	3	1
9	BECKMANN David	FP	2	3 FEB 1998	1	1
14	KINS Felix	FP	2	29 MAY 2001	1	
16	SPIEGEL Soren	FP	2	27 NOV 1996	1	1
17	KINS Lukas	FP	2	28 APR 1997		1
22	NITSCH Dominik	FP	2	26 JUL 1993		
24	WISMER Justin	FP	2	22 DEC 1999	5	1
26	Wynton BASTIAN	FP	2	26 AUG 2001	1	2
Team Average					18	8
Coach	DESANTIS Pete (USA)					


GER - Matches		
PR	USA	10 - 27
PR	AUS	8 - 24
PR	GBR	10 JUL

GBR - Great Britain


No.	Name	Pos	MP	Date of Birth	Goals	Ass.
1	DWOBENG Hal	GK	2	22 APR 1998		
2	BAXTER Will	GK	2	15 MAY 1996		
3	PAGE-LAYCOCK Ben	FP	2	30 MAY 1998	5	
4	BRACEGIRDLE Tom	FP	2	26 OCT 1993	1	
5	RUSSELL Alex	FP	2	25 SEP 1996	2	4
6	MILLS Luke	FP	2	3 JAN 1995		
7	HUNNS Ryan	FP	2	15 AUG 1994	3	3
8	SWEETMAN Ryan	FP	2	26 NOV 1992	2	
9	BUNIO Lyndon	FP	2	14 MAY 1996	5	
10	POMFRET Mike	FP	2	16 SEP 1999	4	
11	GUY Zac	FP	2	18 JUL 1991		2
12	KIRKLAND Tommy	FP	2	10 JUN 1991		
Team Average					22	9
Coach	WENHAM Tom					

GBR - Matches		
PR	AUS	13 - 11
PR	USA	9 - 17
PR	GER	10 JUL

Legend:	(C) Captain	Ass. Assists	MP Matches Played	No. Number	Pos Playing Position
----------------	-------------	--------------	-------------------	------------	----------------------

Timing and Results provided by  TISSOT





Game No: 9

Results

GER 10 vs 22 GBR

Head Official: GLOCK Keith (USA)
Official: KONDO Yusuke (JPN)
Official: TIGER Joseph (USA)

RUNNING SCORE
GER - GBR

GER - Germany

Players		Pos	G/S	A	P	SOG	GB	CT	TO	DC	Penalties				
No.	Name										GC	YC	RC	Min.	
1	BOCKERMANN Jakob	FP	0/2			2									
7	SPIEGEL Moritz	FP	2/3		2	2				0					
8	Adam EAKINS	FP	1/2		1	2	1		4						
9	BECKMANN David	FP	2/4		2	2			2	1					
14	KINS Felix	FP	1/3	1	2	3					1	1			1:30
16	SPIEGEL Soren	FP	0/1			1			3						
17	KINS Lukas	FP	0/1	1	1					0					
22	NITSCH Dominik	FP													
24	WISMER Justin	FP	1/5		1	3	1		3						
26	Wynton BASTIAN	FP	1/3	1	2	2									
10	NORING Leonard	GK	2/5	1	3	4									
13	ZINOVIEV Mikhail	GK					1		4						
Totals			10/29	4	14	21	3		16	1	1	1			1:30

Goalies		SV	GA	Min.
10	NORING Leonard			
13	ZINOVIEV Mikhail	12	22	32:00
Totals		12	22	32:00

GBR - Great Britain

Players		Pos	G/S	A	P	SOG	GB	CT	TO	DC	Penalties				
No.	Name										GC	YC	RC	Min.	
3	PAGE-LAYCOCK Ben	FP	3/4		3	4	1		1						
4	BRACEGIRDLE Tom	FP	2/2		2	2			1	1					
5	RUSSELL Alex	FP	4/7	1	5	5	1								
6	MILLS Luke	FP	0/1			1									
7	HUNNS Ryan	FP	1/3	2	3	2			1						
8	SWEETMAN Ryan	FP	3/5		3	4				1					
9	BUNIO Lyndon	FP	4/6	1	5	6			2			1			1:00
10	POMFRET Mike	FP	1/5		1	2			1			1			1:00
11	GUY Zac	FP	3/7	1	4	6									
12	KIRKLAND Tommy	FP	1/3	1	2	2		1	1	1					
1	DWOBENG Hal	GK							2						
2	BAXTER Will	GK													
Totals			22/43	6	28	34	2	1	10	7		2			2:00

Goalies		SV	GA	Min.
1	DWOBENG Hal	11	10	32:00
2	BAXTER Will			
Totals		11	10	32:00

1st Quarter

0 (8') 1	BUNIO L
1 (6') 1	KINS F
1 (6') 2	BRACEGIRDLE T
1 (2') 3	SWEETMAN R
2 (2') 3	W BASTIAN
2 (2') 4	KIRKLAND T
2 (1') 5	GUY Z

2nd Quarter

3 (8') 5	SPIEGEL M
4 (7') 5	BECKMANN D
5 (7') 5	WISMER J
5 (6') 6	PAGE-LAYCOCK B
5 (5') 7	SWEETMAN R
5 (4') 8	PAGE-LAYCOCK B
5 (3') 9	BRACEGIRDLE T
5 (3') 10	RUSSELL A
5 (1') 11	BUNIO L

3rd Quarter

5 (7') 12	SWEETMAN R
6 (7') 12	SPIEGEL M
6 (7') 13	PAGE-LAYCOCK B
6 (5') 14	RUSSELL A
6 (4') 15	GUY Z
7 (2') 15	NORING L
7 (2') 16	GUY Z
7 (1') 17	BUNIO L
7 (1') 18	RUSSELL A


4th Quarter

7 (8') 19	BUNIO L
7 (7') 20	HUNNS R
7 (5') 21	RUSSELL A
8 (4') 21	NORING L
8 (2') 22	POMFRET M
9 (1') 22	BECKMANN D
10 (1') 22	A EAKINS

A Assists	CT Caused Turnovers	DC Draw Controls	FP Field Player	GA Goals Allowed	GB Ground Ball
GC Green Card	GK Goalkeeper	G/S Goals/Shots	Min. Minutes	No. Number	P Scorer Points
Pos Playing Position	RC Red Card	SOG Shots on Goal	SV Saves	TO Turnovers	YC Yellow Card

Timing and Results provided by TISSOT





Game No: 12

Start List

USA vs AUS

Head Official: DAVIDSON Peter (GBR)
Official: NOSE Ryan (CAN)
Official: COULOMBE Brent (CAN)

USA - United States of America

No.	Name	Pos	MP	Date of Birth	Goals	Ass.
8	GHITELMAN Adam	GK	2	25 APR 1989	2	
31	KELLY Jack	GK	2	22 OCT 1994		
1	KIRST Connor	FP	2	10 AUG 1997	6	
2	HEACOCK Colin	FP	2	7 APR 1994	5	
3	TIERNEY Ryan	FP	2	23 AUG 1998	3	
12	TEVLIN Brian	FP	2	25 JAN 1999	3	1
13	GUTERDING Justin	FP	2	3 FEB 1995	3	1
21	BYRNES Liam	FP	2	19 APR 1993	3	2
22	CONRAD Ryan	FP	2	13 JAN 1997	8	1
25	GOODRICH Zach	FP	2	30 OCT 1997	2	
26	SCHREIBER Tom	FP	2	24 FEB 1992	4	1
41	BRANDAU Matt	FP	2	6 DEC 1998	5	
Team Average					44	6
Coach	SHAY Andy					


USA - Matches		
PR	GER	27 - 10
PR	GBR	17 - 9
PR	AUS	10 JUL

AUS - Australia


No.	Name	Pos	MP	Date of Birth	Goals	Ass.
1	AARON Sean	GK	2	4 SEP 1988		
4	KEESING Luke	FP	2	28 OCT 1991	4	
6	HALL Caleb	FP	2	21 DEC 1986	2	1
7	FUSS Matt	FP	2	12 MAR 1992	3	3
9	PURDIE Gordon	FP	2	28 SEP 1996	5	2
11	Jack PRICE	FP	2	18 NOV 1999	3	2
13	MACKINNON Campbell	FP	2	15 JUL 1994	5	1
16	GRAHAM Tom	FP	2	6 SEP 1992	1	3
24	WALKER Lachlan	FP	2	3 JAN 1993	4	2
43	HOWARD Donnie	FP	2	20 JUL 2000	3	
52	STONE Tim	FP	2	14 OCT 1991	2	
96	PARSONS Lucas	FP	2	22 JUN 1998	3	
Team Average					35	14
Coach	MEREDITH Glenn					

AUS - Matches		
PR	GBR	11 - 13
PR	GER	24 - 8
PR	USA	10 JUL

Legend:	(C) Captain	Ass. Assists	MP Matches Played	No. Number	Pos Playing Position
----------------	-------------	--------------	-------------------	------------	----------------------

Timing and Results provided by  TISSOT





Game No: 12

Results

USA 19 vs 10 AUS

Head Official: DAVIDSON Peter (GBR)
Official: NOSE Ryan (CAN)
Official: COULOMBE Brent (CAN)

RUNNING SCORE
USA - AUS

USA - United States of America

Players		Pos	G/S	A	P	SOG	GB	CT	TO	DC	Penalties				
No.	Name										GC	YC	RC	Min.	
1	KIRST Connor	FP	6/6		6	6	1		1						
2	HEACOCK Colin	FP	3/3		3	3			1			1			1:00
3	TIERNEY Ryan	FP	3/4	1	4	4			1			1			1:00
12	TEVLIN Brian	FP	1/2		1	1				1					
13	GUTERDING Justin	FP	1/3	1	2	3			2						
21	BYRNES Liam	FP		1	1		2								
22	CONRAD Ryan	FP	2/8		2	5	1		3	2					
25	GOODRICH Zach	FP	1/1	1	2	1						1			1:00
26	SCHREIBER Tom	FP	1/3	1	2	1						1			1:00
41	BRANDA U Matt	FP	1/4	1	2	3	1		2			1			1:00
8	GHITELMAN Adam	GK													
31	KELLY Jack	GK													
Totals			19/34	6	25	27	5		10	3		5			5:00

Goalies	SV	GA	Min.
8 GHITELMAN Adam			
31 KELLY Jack	8	10	32:00
Totals	8	10	32:00

AUS - Australia

Players		Pos	G/S	A	P	SOG	GB	CT	TO	DC	Penalties				
No.	Name										GC	YC	RC	Min.	
4	KEESING Luke	FP	1/3		1	2			1	1					
6	HALL Caleb	FP										3			3:00
7	FUSS Matt	FP	0/6	1	1	2			1						
9	PURDIE Gordon	FP	1/3	3	4	2			1						
11	Jack PRICE	FP	1/4	1	2	2	1		1						
13	MACKINNON Campbell	FP	2/4	2	2	1									
16	GRAHAM Tom	FP	1/3	1	2				1						
24	WALKER Lachlan	FP	3/7		3	4									
43	HOWARD Donnie	FP	0/1								1	2			2:30
52	STONE Tim	FP	1/3		1	2									
96	PARSONS Lucas	FP	0/2				1		1						
1	AARON Sean	GK					2								
Totals			10/36	5	15	18	5		6	5	1	5			5:30

Goalies	SV	GA	Min.
1 AARON Sean	8	19	32:00
Totals	8	19	32:00

1st Quarter

SCHREIBER T	1 (8') 0
TEVLIN B	2 (6') 0
HEACOCK C	3 (5') 0
	3 (5') 1 J PRICE
	3 (5') 2 GRAHAM T
KIRST C	4 (3') 2
	4 (3') 3 MACKINNON C
BRANDA U M	5 (2') 3
KIRST C	6 (2') 3

2nd Quarter

GUTERDING J	7 (8') 3
GOODRICH Z	8 (8') 3
HEACOCK C	9 (7') 3
HEACOCK C	10 (6') 3
KIRST C	11 (4') 3
KIRST C	12 (2') 3

3rd Quarter

CONRAD R	13 (8') 3
	13 (7') 4 WALKER L
	13 (5') 5 MACKINNON C
	13 (4') 6 WALKER L
	13 (3') 7 PURDIE G
TIERNEY R	14 (2') 7
	14 (2') 8 STONE T
TIERNEY R	15 (2') 8

4th Quarter

CONRAD R	16 (7') 8
TIERNEY R	17 (5') 8
KIRST C	18 (4') 8
KIRST C	19 (3') 8
	19 (2') 9 WALKER L
	19 (2') 10 KEESING L

Legend:											
A	Assists	CT	Caused Turnovers	DC	Draw Controls	FP	Field Player	GA	Goals Allowed	GB	Ground Ball
GC	Green Card	GK	Goalkeeper	G/S	Goals/Shots	Min.	Minutes	No.	Number	P	Scorer Points
Pos	Playing Position	RC	Red Card	SOG	Shots on Goal	SV	Saves	TO	Turnovers	YC	Yellow Card

Timing and Results provided by TISSOT






Lacrosse

Women's





Team Roster

As of TUE 12 JUL 2022

AUS - Australia

Shirt Number	Name	Playing Position	Date of Birth	Age
2	SMITH Sarah	Fieldplayer	16 NOV 1995	26
3	LANE Bec	Fieldplayer	9 SEP 1996	25
4	WILLIAMS Indyah	Fieldplayer	25 JAN 2003	19
8	THORNE Abby	Fieldplayer	9 JUL 2002	19
9	MOLLISON Sarah	Fieldplayer	3 FEB 1987	35
11	CUNNINGHAM Addie	Goalkeeper	14 SEP 1992	29
12	KWAS Theo	Fieldplayer	9 DEC 1995	26
14	DOSTER Cassidy	Fieldplayer	19 DEC 1996	25
15	PARKER Olivia	Fieldplayer	3 JAN 1997	25
18	BROWN Tegan	Fieldplayer	5 FEB 1986	36
22	YU Bonnie	Fieldplayer	9 JUN 2001	21
24	LATCH Georgia	Fieldplayer	25 JUL 2002	19

Team Officials:

Headcoach ADAMS Trish



Team Roster

As of WED 8 MAR 2023

REVISED
8 MAR 17:00

CAN - Canada

Shirt Number	Name	Playing Position	Date of Birth	Age
2	BLACK Lauren	Fieldplayer	29 SEP 2003	18
5	CORDINGLEY Aurora	Fieldplayer	30 JUN 1999	23
6	BOISSONNEAULT Emily	Fieldplayer	7 AUG 1990	31
7	WALKER-WELCH Brooklyn	Fieldplayer	17 FEB 2003	19
8	PERRONI Nicole	Fieldplayer	8 AUG 2001	20
12	KINNA Megan	Fieldplayer	16 JUN 1998	24
13	SUTTON Lydia	Fieldplayer	22 SEP 1995	26
26	CHILD Annabel	Fieldplayer	17 SEP 2002	19
27	DOBBIE Dana	Fieldplayer	30 SEP 1984	37
33	EVANS Erica	Fieldplayer	4 SEP 1996	25
37	SPENCE Lauren	Goalkeeper	15 SEP 2003	18


Disqualified for unsportsmanlike behaviour

4	BAXTER Madalyn	Fieldplayer	25 DEC 2001	20
---	----------------	-------------	-------------	----


Team Officials:

Headcoach TEETER Scott

BAXTER Madalyn has been disqualified

Timing and Results provided by  **TISSOT**





Team Roster


As of TUE 12 JUL 2022

CZE - Czech Republic

Shirt Number	Name	Playing Position	Date of Birth	Age
1	NICOVA Anna	Goalkeeper	10 FEB 1988	34
8	VRABCOVA Marketa	Fieldplayer	9 JAN 1993	29
11	SEMERAKOVA Linda	Fieldplayer	14 OCT 2003	18
12	SRCHOVA Michaela	Fieldplayer	19 JUL 1989	32
13	BARTUSKOVA Tereza	Fieldplayer	13 SEP 1994	27
14	HRAZANKOVA Julie	Fieldplayer	28 JUN 1992	30
16	KREUZOVA Tereza	Fieldplayer	4 JUN 1998	24
17	LOTTMANN Anna	Fieldplayer	7 MAR 1991	31
18	MALINOVSKA Marketa	Fieldplayer	15 SEP 2000	21
23	DVORAKOVA Katerina	Goalkeeper	13 MAR 1989	33
38	STEDRA Viktorie	Fieldplayer	8 SEP 2004	17
88	RAKOVA Katerina	Fieldplayer	31 JAN 1988	34

Team Officials:

Headcoach ONDRACEK Adam



Team Roster


As of MON 11 JUL 2022

GBR - Great Britain

Shirt Number	Name	Playing Position	Date of Birth	Age
2	DRYDEN Iona	Fieldplayer	17 NOV 1994	27
4	GRAY Chess	Fieldplayer	26 FEB 1997	25
6	OAKLEY Emma	Fieldplayer	15 MAR 1995	27
8	CHAN Chloe	Fieldplayer	18 NOV 1993	28
9	MERRIFIELD Laura	Fieldplayer	5 MAY 1988	34
10	WARREN Laura	Fieldplayer	10 OCT 1981	40
11	WIMPENNY Olivia	Fieldplayer	8 DEC 1995	26
13	FARAM Claire	Fieldplayer	17 MAR 1992	30
14	AITON Jenni	Fieldplayer	7 JAN 1995	27
23	WHITTLE Megan	Fieldplayer	16 MAY 1996	26
25	CHANDLER Emilie	Goalkeeper	19 APR 1998	24
33	GREENWOOD Katie	Goalkeeper	24 AUG 1991	30

Team Officials:

Headcoach COLLIER Phil



Team Roster

As of TUE 12 JUL 2022


HNL - Haudenosaunee Confederacy

Shirt Number	Name	Playing Position	Date of Birth	Age
1	SANTANA Ivy	Fieldplayer	21 FEB 2000	22
2	SCANLAN Miya	Fieldplayer	19 SEP 2003	18
4	JIMERSON Jalyn	Fieldplayer	29 MAR 2000	22
10	BOMBERRY Tiana	Fieldplayer	29 JUL 1998	23
16	MINERD Cassandra	Fieldplayer	19 MAY 1995	27
17	BOMBERRY Timmia	Fieldplayer	1 JUL 2001	21
18	GARLOW Lois	Fieldplayer	15 JAN 2001	21
19	LAZORE Jacelyn	Fieldplayer	25 NOV 1999	22
21	COOK Paisley	Fieldplayer	5 APR 2005	17
22	CRANDALL Paige	Goalkeeper	16 AUG 2001	20
24	PORTER Fawn	Fieldplayer	7 OCT 1997	24
34	COULON Jordan	Fieldplayer	27 DEC 1999	22

Team Officials:

Headcoach BEVILLE Elizabeth (USA)





Team Roster


As of MON 11 JUL 2022

ISR - Israel

Shirt Number	Name	Playing Position	Date of Birth	Age
2	MCKONE Lindsey	Fieldplayer	22 DEC 1997	24
3	OZER Rachel	Fieldplayer	9 JUN 1992	30
6	LAYTON Kelly	Goalkeeper	3 JUN 1998	24
13	TRACY Samantha	Fieldplayer	25 JUL 1994	27
17	MCDONOUGH Macellen	Fieldplayer	21 OCT 1996	25
18	KOFMAN Ilana	Fieldplayer	17 SEP 2002	19
20	GERSCH Annabelle	Fieldplayer	25 DEC 2002	19
24	MEISENBERG Sarah	Fieldplayer	14 JAN 1987	35
25	HILCOFF Hanna	Fieldplayer	5 SEP 2001	20
26	ROSEN Rachel	Fieldplayer	26 DEC 1998	23
30	KRUPNICK Julie	Goalkeeper	17 JUN 1998	24
34	MANNON Olivia	Fieldplayer	14 DEC 1997	24

Team Officials:

Headcoach CARLIN Kara (USA)



Team Roster
As of TUE 12 JUL 2022


JPN - Japan

Shirt Number	Name	Playing Position	Date of Birth	Age
1	FUJIMURA Mai	Fieldplayer	9 AUG 2000	21
2	TAKEMOTO Moyu	Goalkeeper	11 MAY 1997	25
4	TOMITA Mayo	Goalkeeper	14 DEC 1988	33
5	KOZE Kanae	Fieldplayer	22 FEB 2000	22
6	KAWAI Nene	Fieldplayer	28 FEB 2002	20
7	TANAKA Nozomi	Fieldplayer	3 DEC 1995	26
8	TOMIMORI Miho	Fieldplayer	11 JUL 2000	21
9	INOUE Kaho	Fieldplayer	17 MAY 1996	26
10	IWATA Naomi	Fieldplayer	23 SEP 1995	26
11	IDA Honoka	Fieldplayer	27 SEP 1999	22
12	KOBAYASHI Haruka	Fieldplayer	4 APR 1999	23
17	NAKAZAWA Negai	Fieldplayer	12 NOV 2003	18

Team Officials:

Headcoach NAGASHIMA Masakazu





Team Roster

As of MON 11 JUL 2022


USA - United States of America

Shirt Number	Name	Playing Position	Date of Birth	Age
1	PETTY Paige	Fieldplayer	2 JUL 1998	24
3	CHOMA Kasey	Fieldplayer	6 AUG 2001	20
8	SMITH Belle	Fieldplayer	29 AUG 2001	20
9	DOUCETTE Madison	Goalkeeper	11 JAN 2000	22
10	AHERN Madison	Fieldplayer	25 JUN 2001	21
11	PAVINELLI Danielle	Fieldplayer	28 DEC 2001	20
12	MASERA Ellie	Fieldplayer	24 JUL 2002	19
13	SWART Sam	Fieldplayer	21 MAR 1999	23
18	TYRRELL Meaghan	Fieldplayer	28 JUL 2000	21
21	WURZBURGER Caitlyn	Fieldplayer	25 JUL 2001	20
24	DONOVAN Marge	Fieldplayer	10 NOV 1998	23
29	HICKLEN Haley	Goalkeeper	17 DEC 1996	25

Team Officials:

Headcoach O'LEARY Amanda





Tournament Summary

As of SAT 16 JUL 2022

Preliminary Round

Phase	Match No.	Teams	Start Time	Final	1st Quarter	2nd Quarter	3rd Quarter	4th Quarter	End of Regulation
Preliminary Round - Group A	W01	CZE - JPN	10:30	10 - 23	2 - 8	3 - 6	2 - 3	3 - 6	
Preliminary Round - Group B	W02	HNL - ISR	12:00	10 - 17	3 - 5	4 - 5	1 - 4	2 - 3	
Preliminary Round - Group B	W03	CAN - GBR	14:00	16 - 9	3 - 1	2 - 5	4 - 3	7 - 0	
Preliminary Round - Group A	W04	USA - AUS	15:30	16 - 6	1 - 2	5 - 1	3 - 1	7 - 2	
Preliminary Round - Group B	W05	GBR - HNL	8:00	11 - 10	3 - 1	0 - 3	3 - 3	4 - 3	(1.OT) 10 - 10
Preliminary Round - Group A	W06	AUS - CZE	9:15	16 - 8	3 - 2	5 - 3	3 - 2	5 - 1	
Preliminary Round - Group B	W07	ISR - CAN	10:30	6 - 14	3 - 5	2 - 1	1 - 7	0 - 1	
Preliminary Round - Group A	W08	JPN - USA	11:45	10 - 16	1 - 8	2 - 2	3 - 3	4 - 3	
Preliminary Round - Group A	W09	JPN - AUS	10:30	8 - 11	2 - 1	3 - 4	1 - 3	2 - 3	
Preliminary Round - Group B	W10	CAN - HNL	14:45	19 - 7	2 - 4	9 - 1	2 - 2	6 - 0	
Preliminary Round - Group B	W11	ISR - GBR	16:00	12 - 14	2 - 5	4 - 3	3 - 1	3 - 5	
Preliminary Round - Group A	W12	USA - CZE	17:15	25 - 6	9 - 0	6 - 1	5 - 4	5 - 1	

Preliminary Round

Group A

Rank	Team	Pts	MP	W	L	GF	GA	Diff.
1	USA	9	3	3	0	57	22	35
2	AUS	6	3	2	1	33	32	1
3	JPN	3	3	1	2	41	37	4
4	CZE	0	3	0	3	24	64	-40

Team	USA	AUS	JPN	CZE
USA		16 - 6	16 - 10	25 - 6
AUS	6 - 16		11 - 8	16 - 8
JPN	10 - 16	8 - 11		23 - 10
CZE	6 - 25	8 - 16	10 - 23	

Group B


Rank	Team	Pts	MP	W	L	GF	GA	Diff.
1	CAN	9	3	3	0	49	22	27
2	GBR	6	3	2	1	34	38	-4
3	ISR	3	3	1	2	35	38	-3
4	HNL	0	3	0	3	27	47	-20

Team	CAN	GBR	ISR	HNL
CAN		16 - 9	14 - 6	19 - 7
GBR	9 - 16		14 - 12	11 - 10
ISR	6 - 14	12 - 14		17 - 10
HNL	7 - 19	10 - 11	10 - 17	

Final Round

Phase	Match No.	Teams	Start Time	Final	1st Quarter	2nd Quarter	3rd Quarter	4th Quarter	End of Regulation
7th Place Game	W15	CZE - HNL	10:30	8 - 13	1 - 3	4 - 1	0 - 5	3 - 4	
5th Place Game	W16	JPN - ISR	12:00	12 - 13	4 - 1	2 - 3	4 - 5	2 - 4	
Semifinal	W13	USA - GBR	14:00	21 - 5	4 - 2	7 - 1	5 - 1	5 - 1	
Semifinal	W14	AUS - CAN	15:30	7 - 12	2 - 1	0 - 6	5 - 2	0 - 3	
Bronze Medal Game	W17	GBR - AUS	19:00	7 - 13	1 - 3	1 - 3	2 - 3	3 - 4	
Gold Medal Game	W18	USA - CAN	20:30	12 - 14	3 - 1	3 - 4	5 - 5	1 - 4	

Timing and Results provided by  TISSOT



Tournament Summary

As of SAT 16 JUL 2022

Semifinals

USA - 21
W13, 15 JUL
GBR - 5

AUS - 7
W14, 15 JUL
CAN - 12

Gold Medal Match

USA - 12
W18, 16 JUL
CAN - 14

Bronze Medal Match

GBR - 7
W17, 16 JUL
AUS - 13

Classification 5th/6th Place

JPN - 12
W16, 15 JUL
ISR - 13

Classification 7th/8th Place


CZE - 8
W15, 15 JUL
HNL - 13


Final Standings

Gold
Silver
Bronze

Rank	Team
1	CAN - Canada
2	USA - United States of America
3	AUS - Australia
4	GBR - Great Britain
5	ISR - Israel
6	JPN - Japan
7	HNL - Haudenosaunee Confederacy
8	CZE - Czech Republic

Legend:			
Diff.	Goal Difference	GA	Goals Against
L	Lost	MP	Matches Played
Pts	Points	T	Tied
		GF	Goals For
		No.	Number
		W	Won

Timing and Results provided by  TISSOT





Medallists (Team)

REVISED
8 MAR 17:00

GOLD	SILVER	BRONZE
CAN - Canada BLACK Lauren CORDINGLEY Aurora BOISSONNEAULT Emily WALKER-WELCH Brooklyn PERRONI Nicole KINNA Megan SUTTON Lydia CHILD Annabel DOBBIE Dana EVANS Erica SPENCE Lauren	USA - United States of America PETTY Paige CHOMA Kasey SMITH Belle DOUCETTE Madison AHERN Madison PAVINELLI Danielle MASERA Ellie SWART Sam TYRRELL Meaghan WURZBURGER Caitlyn DONOVAN Marge HICKLEN Haley	AUS - Australia SMITH Sarah LANE Bec WILLIAMS Indyah THORNE Abby MOLLISON Sarah CUNNINGHAM Addie KWAS Theo DOSTER Cassidy PARKER Olivia BROWN Tegan YU Bonnie LATCH Georgia

BAXTER Madalyn (CAN) has been disqualified

Timing and Results provided by  TISSOT



Game No: 15

Start List

CZE vs HNL

Head Official: LOWRANCE Jessica (USA)
Official: BROOKS Lyndsay (CAN)
Official: UEKI Yume (JPN)

CZE - Czech Republic

No.	Name	Pos	MP	Date of Birth	Goals	Ass.
1	NICOVA Anna	GK	3	10 FEB 1988		
23	DVORAKOVA Katerina	GK	3	13 MAR 1989		
8	VRABCOVA Marketa	FP	3	9 JAN 1993	1	
11	SEMERAKOVA Linda	FP	3	14 OCT 2003		
12	SRCHOVA Michaela	FP	3	19 JUL 1989	7	
13	BARTUSKOVA Tereza	FP	3	13 SEP 1994	1	1
14	HRAZANKOVA Julie	FP	3	28 JUN 1992		1
16	KREUZOVA Tereza	FP	3	4 JUN 1998	1	
17	LOTTMANN Anna	FP	3	7 MAR 1991	7	2
18	MALINOVSKA Marketa	FP	3	15 SEP 2000	5	8
38	STEDRA Viktorie	FP	3	8 SEP 2004	2	
88	RAKOVA Katerina	FP	3	31 JAN 1988		
Team Average					24	12
Coach	ONDRACEK Adam					


CZE - Matches		
PR	JPN	10 - 23
PR	AUS	8 - 16
PR	USA	6 - 25

HNL - Haudenosaunee Confederacy


No.	Name	Pos	MP	Date of Birth	Goals	Ass.
22	CRANDALL Paige	GK	3	16 AUG 2001		
1	SANTANA Ivy	FP	3	21 FEB 2000	3	1
2	SCANLAN Miya	FP	3	19 SEP 2003	9	4
4	JIMERSON Jalyn	FP	3	29 MAR 2000	4	5
10	BOMBERRY Tiana	FP	3	29 JUL 1998		
16	MINERD Cassandra	FP	3	19 MAY 1995		2
17	BOMBERRY Timmia	FP	3	1 JUL 2001	1	1
18	GARLOW Lois	FP	3	15 JAN 2001	5	3
19	LAZORE Jacelyn	FP	3	25 NOV 1999	2	
21	COOK Paisley	FP	3	5 APR 2005	1	
24	PORTER Fawn	FP	3	7 OCT 1997	2	1
34	COULON Jordan	FP	3	27 DEC 1999		1
Team Average					27	18
Coach	BEVILLE Elizabeth (USA)					

HNL - Matches		
PR	ISR	10 - 17
PR	GBR	10 - 11
PR	CAN	7 - 19

Legend:	(C) Captain	Ass. Assists	MP Matches Played	No. Number	Pos Playing Position
----------------	-------------	--------------	-------------------	------------	----------------------

Timing and Results provided by  TISSOT





Game No: 15

Results

CZE 8 vs 13 HNL

Head Official: LOWRANCE Jessica (USA)
Official: BROOKS Lyndsay (CAN)
Official: UEKI Yume (JPN)

RUNNING SCORE
CZE - HNL

CZE - Czech Republic

Players		G/S	A	P	SOG	GB	CT	TO	DC	Penalties			
No.	Name									Pos	GC	YC	RC
8	VRABCOVA Marketa							1					
11	SEMERAKOVA Linda	1/1		1	1				1		1		1:00
12	SRCHOVA Michaela	3/8		3	4	3		1		1			0:30
13	BARTUSKOVA Tereza							3					
14	HRAZANKOVA Julie	0/2			2					2			1:00
16	KREUZOVA Tereza	1/3		1	3								
17	LOTTMANN Anna	3/12		3	9	5		2	1		1		1:00
18	MALINOVSKA Marketa	0/3			1	1		4					
38	STEDRA Viktorie	0/1				1		2					
88	RAKOVA Katerina							1					
1	NICOVA Anna		1	1		2		1					
23	DVORAKOVA Katerina												
Totals		8/30	1	9	20	12		15	2	3	2		3:30

Goalies		SV	GA	Min.
1	NICOVA Anna	15	13	32:00
23	DVORAKOVA Katerina			
Totals		15	13	32:00

HNL - Haudenosaunee Confederacy

Players		G/S	A	P	SOG	GB	CT	TO	DC	Penalties			
No.	Name									Pos	GC	YC	RC
1	SANTANA Ivy	1/2	2	3	2			5					
2	SCANLAN Miya	1/10	1	2	7			3					
4	JIMERSON Jalyn	2/4	2	4	2	1							
10	BOMBERRY Tiana												
16	MINERD Cassandra	1/2		1	2	1		1					
17	BOMBERRY Timmia								1				
18	GARLOW Lois												
19	LAZORE Jacelyn	6/7		6	7	1							
21	COOK Paisley	0/3			3			1	0				
24	PORTER Fawn	2/4	1	3	4								
34	COULON Jordan	0/2	1	1	1	1		1					
22	CRANDALL Paige					1		2					
Totals		13/34	7	20	28	5		13	4				

Goalies		SV	GA	Min.
22	CRANDALL Paige	12	8	32:00
Totals		12	8	32:00

1st Quarter

A LOTTMANN	1 (8') 0	
	1 (7') 1	LAZORE J
	1 (5') 2	LAZORE J
	1 (1') 3	JIMERSON J

2nd Quarter

A LOTTMANN	2 (8') 3	
M SRCHOVA	3 (7') 3	
T KREUZOVA	4 (6') 3	
A LOTTMANN	5 (5') 3	
	5 (3') 4	MINERD C

3rd Quarter

	5 (6') 5	LAZORE J
	5 (6') 6	SANTANA I
	5 (4') 7	LAZORE J
	5 (3') 8	LAZORE J
	5 (3') 9	PORTER F


4th Quarter

M SRCHOVA	6 (6') 9	
	6 (6') 10	LAZORE J
M SRCHOVA	7 (4') 10	
	7 (4') 11	SCANLAN M
	7 (2') 12	PORTER F
	7 (2') 13	JIMERSON J
SEMERAKOVA L	8 (1') 13	

A	Assists	CT	Caused Turnovers	DC	Draw Controls	FP	Field Player	GA	Goals Allowed	GB	Ground Ball
GC	Green Card	GK	Goalkeeper	G/S	Goals/Shots	Min.	Minutes	No.	Number	P	Scorer Points
Pos	Playing Position	RC	Red Card	SOG	Shots on Goal	SV	Saves	TO	Turnovers	YC	Yellow Card

Timing and Results provided by **TISSOT**





Game No: 16

Start List

JPN vs ISR

Head Official: OWEN Lara (GBR)
Official: LASSITER Anthony Dewuan (USA)
Official: WALLACE Ryan (USA)

JPN - Japan

No.	Name	Pos	MP	Date of Birth	Goals	Ass.
2	TAKEMOTO Moyu	GK	3	11 MAY 1997		
4	TOMITA Mayo	GK	3	14 DEC 1988		
1	FUJIMURA Mai	FP	3	9 AUG 2000	2	1
5	KOZE Kanae	FP	3	22 FEB 2000	2	
6	KAWAI Nene	FP	2	28 FEB 2002		
7	TANAKA Nozomi	FP	3	3 DEC 1995	3	
8	TOMIMORI Miho	FP	3	11 JUL 2000	14	2
9	INOUE Kaho	FP	3	17 MAY 1996	4	3
10	IWATA Naomi	FP	3	23 SEP 1995		1
11	IDA Honoka	FP	3	27 SEP 1999	1	1
12	KOBAYASHI Haruka	FP	3	4 APR 1999	3	
17	NAKAZAWA Negai	FP	3	12 NOV 2003	12	3
Team Average					41	11
Coach	NAGASHIMA Masakazu					


JPN - Matches		
PR	CZE	23 - 10
PR	USA	10 - 16
PR	AUS	8 - 11

ISR - Israel


No.	Name	Pos	MP	Date of Birth	Goals	Ass.
6	LAYTON Kelly	GK	3	3 JUN 1998		
30	KRUPNICK Julie	GK	3	17 JUN 1998		
2	MCKONE Lindsey	FP	3	22 DEC 1997	7	4
3	OZER Rachel	FP	3	9 JUN 1992	2	3
13	TRACY Samantha	FP	3	25 JUL 1994	7	1
17	MCDONOUGH Macellen	FP	3	21 OCT 1996	4	
18	KOFMAN Ilana	FP	3	17 SEP 2002	7	3
20	GERSCH Annabelle	FP	3	25 DEC 2002	1	
24	MEISENBERG Sarah	FP	3	14 JAN 1987		
25	HILCOFF Hanna	FP	3	5 SEP 2001	4	
26	ROSEN Rachel	FP	3	26 DEC 1998	1	3
34	MANNON Olivia	FP	3	14 DEC 1997	2	1
Team Average					35	15
Coach	CARLIN Kara (USA)					

ISR - Matches		
PR	HNL	17 - 10
PR	CAN	6 - 14
PR	GBR	12 - 14

Legend:	(C) Captain	Ass. Assists	MP Matches Played	No. Number	Pos Playing Position
----------------	-------------	--------------	-------------------	------------	----------------------

Timing and Results provided by 





Game No: 16

Results

JPN 12 vs 13 ISR

Head Official: OWEN Lara (GBR)
Official: LASSITER Anthony Dewuan (USA)
Official: WALLACE Ryan (USA)

RUNNING SCORE

JPN - ISR

JPN - Japan

Players		Pos	G/S	A	P	SOG	GB	CT	TO	DC	Penalties				
No.	Name										GC	YC	RC	Min.	
1	FUJIMURA Mai	FP	1/1		1	1	1		1						
5	KOZE Kanae	FP	3/3		3	3	1			0		1			1:00
6	KAWAI Nene	FP													
7	TANAKA Nozomi	FP	1/2		1	1	1		3	1		2			2:00
8	TOMIMORI Miho	FP	1/12	1	2	8	2		2						
9	INOUE Kaho	FP													
10	IWATA Naomi	FP													
11	IDA Honoka	FP	1/1	2	3	1	3		1		1				0:30
12	KOBAYASHI Haruka	FP	1/3		1	2	2		1			2			2:00
17	NAKAZAWA Negai	FP	4/10		4	9	3		4		1				0:30
2	TAKEMOTO Moyu	GK													
4	TOMITA Mayo	GK					2								
Totals			12/32	3	15	25	15		12	1	2	5			6:00

Goalies	SV	GA	Min.
2 TAKEMOTO Moyu			
4 TOMITA Mayo	16	13	32:00
Totals	16	13	32:00

ISR - Israel

Players		Pos	G/S	A	P	SOG	GB	CT	TO	DC	Penalties				
No.	Name										GC	YC	RC	Min.	
2	MCKONE Lindsey	FP	3/8	1	4	5	2		2	2		1			1:00
3	OZER Rachel	FP	2/3		2	3									
13	TRACY Samantha	FP	2/6	1	3	5	2		2		1				0:30
17	MCDONOUGH Macellen	FP	0/3			1	1		2						
18	KOFMAN Iliana	FP	2/7	1	3	7	1		3						
20	GERSCH Annabelle	FP	0/1	1	1	1	1		1						
24	MEISENBERG Sarah	FP							1						
25	HILCOFF Hanna	FP	1/4	1	2	3			2			1			1:00
26	ROSEN Rachel	FP							1						
34	MANNON Olivia	FP	3/4	1	4	4	1		2						
6	LAYTON Kelly	GK													
30	KRUPNICK Julie	GK					2								
Totals			13/36	6	19	29	10		16	5	1	2			2:30

Goalies	SV	GA	Min.
6 LAYTON Kelly			
30 KRUPNICK Julie	13	12	32:00
Totals	13	12	32:00

1st Quarter

IDA H	1 (5') 0	
	1 (4') 1	HILCOFF H
FUJIMURA M	2 (4') 1	
NAKAZAWA N	3 (2') 1	
KOZE K	4 (2') 1	

2nd Quarter

	4 (7') 2	OZER R
	4 (5') 3	MANNON O
NAKAZAWA N	5 (3') 3	
TOMIMORI M	6 (2') 3	
	6 (1') 4	KOFMAN I

3rd Quarter

	6 (7') 5	OZER R
	6 (6') 6	McKONE L
	6 (5') 7	MANNON O
TANAKA N	7 (5') 7	
KOZE K	8 (4') 7	
	8 (3') 8	KOFMAN I
KOZE K	9 (2') 8	
	9 (2') 9	McKONE L
NAKAZAWA N	10 (1') 9	


4th Quarter

	10 (7') 10	TRACY S
KOBAYASHI H	11 (4') 10	
	11 (2') 11	MANNON O
	11 (2') 12	McKONE L
NAKAZAWA N	12 (1') 12	
	12 (1') 13	TRACY S

Legend:											
A	Assists	CT	Caused Turnovers	DC	Draw Controls	FP	Field Player	GA	Goals Allowed	GB	Ground Ball
GC	Green Card	GK	Goalkeeper	G/S	Goals/Shots	Min.	Minutes	No.	Number	P	Scorer Points
Pos	Playing Position	RC	Red Card	SOG	Shots on Goal	SV	Saves	TO	Turnovers	YC	Yellow Card

Timing and Results provided by TISSOT





Game No: 17

Start List

GBR vs AUS

Head Official: TOLL Carolyn (CAN)
Official: BROOKS Lyndsay (CAN)
Official: LOWRANCE Jessica (USA)

GBR - Great Britain

No.	Name	Pos	MP	Date of Birth	Goals	Ass.
25	CHANDLER Emilie	GK	4	19 APR 1998		
33	GREENWOOD Katie	GK	4	24 AUG 1991		
2	DRYDEN Iona	FP	4	17 NOV 1994	6	
4	GRAY Chess	FP	4	26 FEB 1997	3	1
6	OAKLEY Emma	FP	4	15 MAR 1995	6	1
8	CHAN Chloe	FP	4	18 NOV 1993		2
9	MERRIFIELD Laura	FP	4	5 MAY 1988	7	4
10	WARREN Laura	FP	4	10 OCT 1981	3	1
11	WIMPENNY Olivia	FP	4	8 DEC 1995	6	4
13	FARAM Claire	FP	4	17 MAR 1992	5	
14	AITON Jenni	FP	4	7 JAN 1995	2	
19	FOSTER Tilly	FP	4	21 MAR 1998	1	1
Team Average					39	14
Coach	COLLIER Phil					


GBR - Matches		
PR	CAN	9 - 16
PR	HNL	11 - 10
PR	ISR	14 - 12
SF	USA	5 - 21


AUS - Australia

No.	Name	Pos	MP	Date of Birth	Goals	Ass.
11	CUNNINGHAM Addie	GK	4	14 SEP 1992		
2	SMITH Sarah	FP	4	16 NOV 1995	2	1
3	LANE Bec	FP	4	9 SEP 1996	5	3
4	WILLIAMS Indyah	FP	4	25 JAN 2003	1	1
8	THORNE Abby	FP	4	9 JUL 2002	1	
9	MOLLISON Sarah	FP	4	3 FEB 1987	3	1
12	KWAS Theo	FP	4	9 DEC 1995	10	1
14	DOSTER Cassidy	FP	4	19 DEC 1996	8	
15	PARKER Olivia	FP	4	3 JAN 1997	2	1
18	BROWN Tegan	FP	4	5 FEB 1986		
22	YU Bonnie	FP	4	9 JUN 2001	4	
24	LATCH Georgia	FP	4	25 JUL 2002	4	5
Team Average					40	13
Coach	ADAMS Trish					

AUS - Matches		
PR	USA	6 - 16
PR	CZE	16 - 8
PR	JPN	11 - 8
SF	CAN	7 - 12

Legend:	(C) Captain	Ass. Assists	MP Matches Played	No. Number	Pos Playing Position
----------------	-------------	--------------	-------------------	------------	----------------------

Timing and Results provided by 



Game No: 17

Results

GBR 7 vs 13 AUS

Head Official: TOLL Carolyn (CAN)
Official: BROOKS Lyndsay (CAN)
Official: LOWRANCE Jessica (USA)

RUNNING SCORE

GBR - AUS

GBR - Great Britain

Players		G/S	A	P	SOG	GB	CT	TO	DC	Penalties			
No.	Name									Pos	GC	YC	RC
2	DRYDEN Iona	FP	0/1		1			1					
4	GRAY Chess	FP				2		1					
6	OAKLEY Emma	FP	1/4		1	4	1	2			2		2:00
8	CHAN Chloe	FP	0/1		1								
9	MERRIFIELD Laura	FP	2/7	1	3	7					1		1:00
10	WARREN Laura	FP	0/3		1	3				1			0:30
11	WIMPENNY Olivia	FP	1/4		1	2	1	3	3				
13	FARAM Claire	FP	2/6		2	4	1	3			1		1:00
14	AITON Jenni	FP	1/1		1	1	1	1		1			0:30
19	FOSTER Tilly	FP						3					
25	CHANDLER Emilie	GK					1						
33	GREENWOOD Katie	GK					1						
Totals			7/27	1	8	21	11	14	3	2	4		5:00

Goalies		SV	GA	Min.
25	CHANDLER Emilie	6	7	16:00
33	GREENWOOD Katie	5	6	16:00
Totals		11	13	32:00

AUS - Australia

Players		G/S	A	P	SOG	GB	CT	TO	DC	Penalties			
No.	Name									Pos	GC	YC	RC
2	SMITH Sarah	FP	1/2		1	2	1	2					
3	LANE Bec	FP	0/2	1	1	1	1	1	0		1		1:00
4	WILLIAMS Indyah	FP				3		1					
8	THORNE Abby	FP								2			1:00
9	MOLLISON Sarah	FP	1/3	1	2	3	1	3					
12	KWAS Theo	FP	5/9		5	9							
14	DOSTER Cassidy	FP	0/2	1	1	1	1	1					
15	PARKER Olivia	FP	0/2		1					1			0:30
18	BROWN Tegan	FP	2/2		2	2							
22	YU Bonnie	FP	1/1		1	1		1					
24	LATCH Georgia	FP	3/6	2	5	5	1	1			1		1:00
11	CUNNINGHAM Addie	GK					3	1		1			0:30
Totals			13/29	5	18	24	11	11	3	4	2		4:00

Goalies		SV	GA	Min.
11	CUNNINGHAM Addie	14	7	32:00
Totals		14	7	32:00

1st Quarter

MERRIFIELD L	1 (7') 0	
	1 (7') 1	SMITH S
	1 (5') 2	BROWN T
	1 (3') 3	KWAS T

2nd Quarter

	1 (7') 4	YU B
	1 (7') 5	LATCH G
FARAM C	1 (6') 6	KWAS T
	2 (3') 6	

3rd Quarter

MERRIFIELD L	3 (6') 6	
	3 (6') 7	MOLLISON S
	3 (3') 8	KWAS T
OAKLEY E	4 (3') 8	
	4 (2') 9	LATCH G


4th Quarter

WIMPENNY O	5 (8') 9	
AITON J	6 (7') 9	
	6 (6') 10	KWAS T
	6 (5') 11	BROWN T
	6 (3') 12	KWAS T
	6 (2') 13	LATCH G
FARAM C	7 (1') 13	

Legend:											
A	Assists	CT	Caused Turnovers	DC	Draw Controls	FP	Field Player	GA	Goals Allowed	GB	Ground Ball
GC	Green Card	GK	Goalkeeper	G/S	Goals/Shots	Min.	Minutes	No.	Number	P	Scorer Points
Pos	Playing Position	RC	Red Card	SOG	Shots on Goal	SV	Saves	TO	Turnovers	YC	Yellow Card

Timing and Results provided by TISSOT





Game No: 18

Start List

USA vs CAN

Head Official: FUKA Bohdan (CZE)
Official: MACNEILL Cheryl (CAN)
Official: WAGER Mara (USA)

USA - United States of America

No.	Name	Pos	MP	Date of Birth	Goals	Ass.
9	DOUCETTE Madison	GK	4	11 JAN 2000		
29	HICKLEN Haley	GK	4	17 DEC 1996	1	
1	PETTY Paige	FP	4	2 JUL 1998	3	2
3	CHOMA Kasey	FP	4	6 AUG 2001	12	1
8	SMITH Belle	FP	4	29 AUG 2001	12	4
10	AHERN Madison	FP	4	25 JUN 2001	10	5
11	PAVINELLI Danielle	FP	4	28 DEC 2001	9	2
12	MASERA Ellie	FP	4	24 JUL 2002	12	5
13	SWART Sam	FP	4	21 MAR 1999	3	3
18	TYRRELL Meaghan	FP	4	28 JUL 2000	9	1
21	WURZBURGER Caitlyn	FP	4	25 JUL 2001	7	9
24	DONOVAN Marge	FP	4	10 NOV 1998		3
Team Average					78	35
Coach	O'LEARY Amanda					

USA - Matches		
PR	AUS	16 - 6
PR	JPN	16 - 10
PR	CZE	25 - 6
SF	GBR	21 - 5

CAN - Canada


No.	Name	Pos	MP	Date of Birth	Goals	Ass.
37	SPENCE Lauren	GK	4	15 SEP 2003		1
2	BLACK Lauren	FP	4	29 SEP 2003	3	3
4	BAXTER Madalyn	FP	4	25 DEC 2001	3	1
5	CORDINGLEY Aurora	FP	4	30 JUN 1999	12	6
6	BOISSONNEAULT Emily	FP	4	7 AUG 1990	3	1
7	WALKER-WELCH Brooklyn	FP	4	17 FEB 2003	2	1
8	PERRONI Nicole	FP	4	8 AUG 2001	7	3
12	KINNA Megan	FP	4	16 JUN 1998	10	3
13	SUTTON Lydia	FP	4	22 SEP 1995	3	1
26	CHILD Annabel	FP	4	17 SEP 2002	3	7
27	DOBBIE Dana	FP	4	30 SEP 1984	7	
33	EVANS Erica	FP	4	4 SEP 1996	8	2
Team Average					61	29
Coach	TEETER Scott					

CAN - Matches		
PR	GBR	16 - 9
PR	ISR	14 - 6
PR	HNL	19 - 7
SF	AUS	12 - 7

Legend:	(C) Captain	Ass. Assists	MP Matches Played	No. Number	Pos Playing Position
----------------	-------------	--------------	-------------------	------------	----------------------

Timing and Results provided by TISSOT





Game No: 18

Results

USA 12 vs 14 CAN

Head Official: FUKA Bohdan (CZE)
Official: MACNEILL Cheryl (CAN)
Official: WAGER Mara (USA)

RUNNING SCORE
USA - CAN

USA - United States of America

Players		G/S	A	P	SOG	GB	CT	TO	DC	Penalties				
No.	Name									Pos	GC	YC	RC	Min.
1	PETTY Paige	FP	2/3		2	3								
3	CHOMA Kasey	FP	1/4		1	3		2		1				0:30
8	SMITH Belle	FP	5/7		5	7	1	5			1			1:00
10	AHERN Madison	FP	2/5		2	4	1	2						
11	PAVINELLI Danielle	FP	0/2			1	1	1	0					
12	MASERA Ellie	FP	2/6		2	4	1	1						
13	SWART Sam	FP	0/1	2	2	1				1	1			1:30
18	TYRRELL Meaghan	FP	0/1	1	1	1	1							
21	WURZBURGER Caitlyn	FP		2	2									
24	DONOVAN Marge	FP	0/1	1	1	1								
9	DOUCETTE Madison	GK												
29	HICKLEN Haley	GK					3					1		1:00
Totals			12/30	6	18	25	8	11	0	2	3			4:00

Goalies	SV	GA	Min.
9 DOUCETTE Madison	12	14	32:00
29 HICKLEN Haley			
Totals	12	14	32:00

CAN - Canada

Players		G/S	A	P	SOG	GB	CT	TO	DC	Penalties				
No.	Name									Pos	GC	YC	RC	Min.
2	BLACK Lauren	FP	1/1	1	2	1					1			1:00
4	BAXTER Madalyn	FP	3/4		3	4								
5	CORDINGLEY Aurora	FP	1/4	3	4	2		2		1				0:30
6	BOISSONNEAULT Emily	FP					1				1			1:00
7	WALKER-WELCH Brooklyn	FP	1/1		1	1	2							
8	PERRONI Nicole	FP	1/6		1	5	3				2			2:00
12	KINNA Megan	FP	0/2			2				1				0:30
13	SUTTON Lydia	FP		1	1		2	2						
26	CHILD Annabel	FP					1							
27	DOBBIE Dana	FP	4/7		4	6		1	1					
33	EVANS Erica	FP	3/6		3	5	2	3		2				1:00
37	SPENCE Lauren	GK												
Totals			14/31	5	19	26	11	8	2	4	4			6:00

Goalies	SV	GA	Min.
37 SPENCE Lauren	13	12	32:00
Totals	13	12	32:00

1st Quarter

PETTY P 1 (7') 0
1 (3') 1 EVANS E
SMITH B 2 (3') 1
CHOMA K 3 (1') 1

2nd Quarter

SMITH B 4 (8') 1
4 (5') 2 DOBBIE D
AHERN M 5 (4') 2
MASERA E 6 (2') 2
6 (1') 3 DOBBIE D
6 (1') 4 WALKER-WELCH B
6 (1') 5 BLACK L

3rd Quarter

AHERN M 7 (7') 5
7 (6') 6 EVANS E
SMITH B 8 (6') 6
8 (5') 7 DOBBIE D
8 (4') 8 BAXTER M
PETTY P 9 (4') 8
9 (4') 9 BAXTER M
9 (3') 10 BAXTER M
SMITH B 10 (2') 10
MASERA E 11 (1') 10

4th Quarter


11 (8') 11 DOBBIE D
11 (7') 12 CORDINGLEY A
SMITH B 12 (7') 12
12 (6') 13 EVANS E
12 (5') 14 PERRONI N

Legend:

A	Assists	CT	Caused Turnovers	DC	Draw Controls	FP	Field Player	GA	Goals Allowed	GB	Ground Ball
GC	Green Card	GK	Goalkeeper	G/S	Goals/Shots	Min.	Minutes	No.	Number	P	Scorer Points
Pos	Playing Position	RC	Red Card	SOG	Shots on Goal	SV	Saves	TO	Turnovers	YC	Yellow Card

Timing and Results provided by TISSOT





Game No: 13

Start List

USA vs GBR

Head Official: MACNEILL Cheryl (CAN)
Official: TOLL Carolyn (CAN)
Official: GOTO Sachi (JPN)

USA - United States of America

No.	Name	Pos	MP	Date of Birth	Goals	Ass.
9	DOUCETTE Madison	GK	3	11 JAN 2000		
29	HICKLEN Haley	GK	3	17 DEC 1996	1	
1	PETTY Paige	FP	3	2 JUL 1998	3	1
3	CHOMA Kasey	FP	3	6 AUG 2001	9	1
8	SMITH Belle	FP	3	29 AUG 2001	10	3
10	AHERN Madison	FP	3	25 JUN 2001	7	5
11	PAVINELLI Danielle	FP	3	28 DEC 2001	8	
12	MASERA Ellie	FP	3	24 JUL 2002	6	3
13	SWART Sam	FP	3	21 MAR 1999	1	2
18	TYRRELL Meaghan	FP	3	28 JUL 2000	7	
21	WURZBURGER Caitlyn	FP	3	25 JUL 2001	5	7
24	DONOVAN Marge	FP	3	10 NOV 1998		2
Team Average					57	24
Coach	O'LEARY Amanda					

USA - Matches		
PR	AUS	16 - 6
PR	JPN	16 - 10
PR	CZE	25 - 6

GBR - Great Britain


No.	Name	Pos	MP	Date of Birth	Goals	Ass.
25	CHANDLER Emilie	GK	3	19 APR 1998		
33	GREENWOOD Katie	GK	3	24 AUG 1991		
2	DRYDEN Iona	FP	3	17 NOV 1994	5	
4	GRAY Chess	FP	3	26 FEB 1997	3	1
6	OAKLEY Emma	FP	3	15 MAR 1995	6	1
8	CHAN Chloe	FP	3	18 NOV 1993		2
9	MERRIFIELD Laura	FP	3	5 MAY 1988	6	3
10	WARREN Laura	FP	3	10 OCT 1981	3	1
11	WIMPENNY Olivia	FP	3	8 DEC 1995	5	4
13	FARAM Claire	FP	3	17 MAR 1992	3	
14	AITON Jenni	FP	3	7 JAN 1995	2	
19	FOSTER Tilly	FP	3	21 MAR 1998	1	
Team Average					34	12
Coach	COLLIER Phil					

GBR - Matches		
PR	CAN	9 - 16
PR	HNL	11 - 10
PR	ISR	14 - 12

Legend:	(C) Captain	Ass. Assists	MP Matches Played	No. Number	Pos Playing Position
----------------	-------------	--------------	-------------------	------------	----------------------

Timing and Results provided by TISSOT





Game No: 13

Results

USA 21 vs 5 GBR

Head Official: MACNEILL Cheryl (CAN)
Official: TOLL Carolyn (CAN)
Official: GOTO Sachi (JPN)

RUNNING SCORE

USA - GBR

USA - United States of America

Players		Pos	G/S	A	P	SOG	GB	CT	TO	DC	Penalties			
No.	Name										GC	YC	RC	Min.
1	PETTY Paige	FP	0/1	1	1				2	1				
3	CHOMA Kasey	FP	3/6		3	5	1		1					
8	SMITH Belle	FP	2/2	1	3	2	1		2					
10	AHERN Madison	FP	3/3		3	3			1					
11	PAVINELLI Danielle	FP	1/1	2	3	1	1			0				
12	MASERA Ellie	FP	6/8	2	8	8	2				1		1:00	
13	SWART Sam	FP	2/4	1	3	3	3		1		1		1:00	
18	TYRRELL Meaghan	FP	2/3	1	3	3	1							
21	WURZBURGER Caitlyn	FP	2/4	2	4	3			1		2		2:00	
24	DONOVAN Marge	FP		1	1		1		1					
9	DOUCETTE Madison	GK					2							
29	HICKLEN Haley	GK												
Totals			21/32	11	32	28	12		9	1		4		4:00

Goalies	SV	GA	Min.
9 DOUCETTE Madison	8	5	32:00
29 HICKLEN Haley			
Totals	8	5	32:00

GBR - Great Britain

Players		Pos	G/S	A	P	SOG	GB	CT	TO	DC	Penalties			
No.	Name										GC	YC	RC	Min.
2	DRYDEN Iona	FP	1/3		1	2			3					
4	GRAY Chess	FP	0/1				1		4	1		1	1:00	
6	OAKLEY Emma	FP	0/2				1		2			1	1:00	
8	CHAN Chloe	FP	0/2			2			1					
9	MERRIFIELD Laura	FP	1/3	1	2	2			1					
10	WARREN Laura	FP							1	1	1		0:30	
11	WIMPENNY Olivia	FP	1/3		1	3			1					
13	FARAM Claire	FP	2/5		2	4								
14	AITON Jenni	FP	0/2						3		1		0:30	
19	FOSTER Tilly	FP	0/1		1	1								
25	CHANDLER Emilie	GK					1							
33	GREENWOOD Katie	GK					1							
Totals			5/22	2	7	13	4		16	4	2	2	3:00	


Goalies	SV	GA	Min.
25 CHANDLER Emilie	3	11	16:00
33 GREENWOOD Katie	4	10	16:00
Totals	7	21	32:00

1st Quarter	
CHOMA K	1 (8') 0
	1 (8') 1 DRYDEN I
SMITH B	2 (7') 1
PAVINELLI D	3 (6') 1
	3 (5') 2 FARAM C
MASERA E	4 (1') 2
2nd Quarter	
MASERA E	5 (8') 2
TYRRELL M	6 (7') 2
AHERN M	7 (7') 2
CHOMA K	8 (6') 2
MASERA E	9 (5') 2
AHERN M	10 (3') 2
	10 (2') 3 MERRIFIELD L
TYRRELL M	11 (1') 3
3rd Quarter	
MASERA E	12 (6') 3
WURZBURGER C	13 (5') 3
MASERA E	14 (2') 3
	14 (2') 4 WIMPENNY O
MASERA E	15 (2') 4
WURZBURGER C	16 (1') 4

4th Quarter	
SWART S	17 (7') 4
AHERN M	18 (4') 4
SWART S	19 (3') 4
CHOMA K	20 (1') 4
	20 (1') 5 FARAM C
SMITH B	21 (1') 5

Legend:											
A	Assists	CT	Caused Turnovers	DC	Draw Controls	FP	Field Player	GA	Goals Allowed	GB	Ground Ball
GC	Green Card	GK	Goalkeeper	G/S	Goals/Shots	Min.	Minutes	No.	Number	P	Scorer Points
Pos	Playing Position	RC	Red Card	SOG	Shots on Goal	SV	Saves	TO	Turnovers	YC	Yellow Card

Timing and Results provided by TISSOT



Game No: 14

Start List

AUS vs CAN

Head Official: FUKA Bohdan (CZE)
Official: WAGER Mara (USA)
Official: LEAHY Michael (GBR)

AUS - Australia

No.	Name	Pos	MP	Date of Birth	Goals	Ass.
11	CUNNINGHAM Addie	GK	3	14 SEP 1992		
2	SMITH Sarah	FP	3	16 NOV 1995	2	1
3	LANE Bec	FP	3	9 SEP 1996	4	2
4	WILLIAMS Indyah	FP	3	25 JAN 2003	1	1
8	THORNE Abby	FP	3	9 JUL 2002	1	
9	MOLLISON Sarah	FP	3	3 FEB 1987	2	1
12	KWAS Theo	FP	3	9 DEC 1995	9	1
14	DOSTER Cassidy	FP	3	19 DEC 1996	6	
15	PARKER Olivia	FP	3	3 JAN 1997	2	1
18	BROWN Tegan	FP	3	5 FEB 1986		
22	YU Bonnie	FP	3	9 JUN 2001	3	
24	LATCH Georgia	FP	3	25 JUL 2002	3	5
Team Average					33	12
Coach	ADAMS Trish					


AUS - Matches		
PR	USA	6 - 16
PR	CZE	16 - 8
PR	JPN	11 - 8


CAN - Canada

No.	Name	Pos	MP	Date of Birth	Goals	Ass.
37	SPENCE Lauren	GK	3	15 SEP 2003		1
2	BLACK Lauren	FP	3	29 SEP 2003	3	3
4	BAXTER Madalyn	FP	3	25 DEC 2001	3	
5	CORDINGLEY Aurora	FP	3	30 JUN 1999	10	5
6	BOISSONNEAULT Emily	FP	3	7 AUG 1990	3	1
7	WALKER-WELCH Brooklyn	FP	3	17 FEB 2003	2	1
8	PERRONI Nicole	FP	3	8 AUG 2001	4	2
12	KINNA Megan	FP	3	16 JUN 1998	9	
13	SUTTON Lydia	FP	3	22 SEP 1995	3	1
26	CHILD Annabel	FP	3	17 SEP 2002	3	7
27	DOBBIE Dana	FP	3	30 SEP 1984	1	
33	EVANS Erica	FP	3	4 SEP 1996	8	2
Team Average					49	23
Coach	TEETER Scott					

CAN - Matches		
PR	GBR	16 - 9
PR	ISR	14 - 6
PR	HNL	19 - 7

Legend:	(C) Captain	Ass. Assists	MP Matches Played	No. Number	Pos Playing Position
----------------	-------------	--------------	-------------------	------------	----------------------

Timing and Results provided by 



Game No: 14

Results

AUS 7 vs 12 CAN

Head Official: FUKA Bohdan (CZE)
Official: WAGER Mara (USA)
Official: LEAHY Michael (GBR)

RUNNING SCORE AUS - CAN

AUS - Australia

Players		Pos	G/S	A	P	SOG	GB	CT	TO	DC	Penalties				
No.	Name										GC	YC	RC	Min.	
2	SMITH Sarah	FP	0/1			1									
3	LANE Bec	FP	1/1	1	2	1	1		1	2	1				0:30
4	WILLIAMS Indyah	FP							1						
8	THORNE Abby	FP													
9	MOLLISON Sarah	FP	1/7		1	4	1								
12	KWAS Theo	FP	1/8		1	4	2		3		1				0:30
14	DOSTER Cassidy	FP	2/5		2	4	2				1				0:30
15	PARKER Olivia	FP	0/1			1			2			1			1:00
18	BROWN Tegan	FP													
22	YU Bonnie	FP	1/3		1	1			1						
24	LATCH Georgia	FP	1/5		1	4			1						
11	CUNNINGHAM Addie	GK					2		1						
Totals			7/31	1	8	20	8		10	2	3	1			2:30

Goalies		SV	GA	Min.
11	CUNNINGHAM Addie	12	12	32:00
Totals		12	12	32:00

CAN - Canada

Players		Pos	G/S	A	P	SOG	GB	CT	TO	DC	Penalties				
No.	Name										GC	YC	RC	Min.	
2	BLACK Lauren	FP	0/1				1		1						
4	BAXTER Madalyn	FP	0/2	1	1	1	1				1				0:30
5	CORDINGLEY Aurora	FP	2/5	1	3	4			3						
6	BOISSONNEAULT Emily	FP									1				0:30
7	WALKER-WELCH Brooklyn	FP	0/3			3	1		1	1					
8	PERRONI Nicole	FP	3/7	1	4	7	1								
12	KINNA Megan	FP	1/5	3	4	3	1		1						
13	SUTTON Lydia	FP					1		1						
26	CHILD Annabel	FP							1						
27	DOBBIE Dana	FP	6/6		6	6				1					
33	EVANS Erica	FP	0/2												
37	SPENCE Lauren	GK					1								
Totals			12/31	6	18	24	7		8	2	2				1:00

Goalies		SV	GA	Min.
37	SPENCE Lauren	13	7	32:00
Totals		13	7	32:00

1st Quarter

LATCH G 1 (5') 0
KWAS T 2 (2') 0
2 (2') 1 PERRONI N

2nd Quarter

2 (8') 2 PERRONI N
2 (7') 3 DOBBIE D
2 (4') 4 DOBBIE D
2 (3') 5 DOBBIE D
2 (2') 6 DOBBIE D
2 (1') 7 DOBBIE D

3rd Quarter

MOLLISON S 3 (8') 7
3 (7') 8 CORDINGLEY A
DOSTER C 4 (7') 8
YU B 5 (4') 8
LANE B 6 (3') 8
DOSTER C 7 (1') 8
7 (1') 9 KINNA M


4th Quarter

7 (6') 10 DOBBIE D
7 (5') 11 CORDINGLEY A
7 (1') 12 PERRONI N

Legend:											
A	Assists	CT	Caused Turnovers	DC	Draw Controls	FP	Field Player	GA	Goals Allowed	GB	Ground Ball
GC	Green Card	GK	Goalkeeper	G/S	Goals/Shots	Min.	Minutes	No.	Number	P	Scorer Points
Pos	Playing Position	RC	Red Card	SOG	Shots on Goal	SV	Saves	TO	Turnovers	YC	Yellow Card

Timing and Results provided by TISSOT





Game No: 2

Start List

HNL vs ISR

Head Official: FUKA Bohdan (CZE)
 Official: LOWRANCE Jessica (USA)
 Official: LASSITER Anthony Dewuan (USA)

HNL - Haudenosaunee Confederacy

No.	Name	Pos	MP	Date of Birth	Goals	Ass.
22	CRANDALL Paige	GK		16 AUG 2001		
1	SANTANA Ivy	FP		21 FEB 2000		
2	SCANLAN Miya	FP		19 SEP 2003		
4	JIMERSON Jalyn	FP		29 MAR 2000		
10	BOMBERRY Tiana	FP		29 JUL 1998		
16	MINERD Cassandra	FP		19 MAY 1995		
17	BOMBERRY Timmia	FP		1 JUL 2001		
18	GARLOW Lois	FP		15 JAN 2001		
19	LAZORE Jacelyn	FP		25 NOV 1999		
21	COOK Paisley	FP		5 APR 2005		
24	PORTER Fawn	FP		7 OCT 1997		
34	COULON Jordan	FP		27 DEC 1999		
				Team Average		
Coach	BEVILLE Elizabeth (USA)					


HNL - Matches		
PR	ISR	12 JUL
PR	GBR	13 JUL
PR	CAN	14 JUL

ISR - Israel


No.	Name	Pos	MP	Date of Birth	Goals	Ass.
6	LAYTON Kelly	GK		3 JUN 1998		
30	KRUPNICK Julie	GK		17 JUN 1998		
2	MCKONE Lindsey	FP		22 DEC 1997		
3	OZER Rachel	FP		9 JUN 1992		
13	TRACY Samantha	FP		25 JUL 1994		
17	MCDONOUGH Macellen	FP		21 OCT 1996		
18	KOFMAN Ilana	FP		17 SEP 2002		
20	GERSCH Annabelle	FP		25 DEC 2002		
24	MEISENBERG Sarah	FP		14 JAN 1987		
25	HILCOFF Hanna	FP		5 SEP 2001		
26	ROSEN Rachel	FP		26 DEC 1998		
34	MANNON Olivia	FP		14 DEC 1997		
				Team Average		
Coach	CARLIN Kara (USA)					

ISR - Matches		
PR	HNL	12 JUL
PR	CAN	13 JUL
PR	GBR	14 JUL

Legend:
 (C) Captain Ass. Assists MP Matches Played No. Number Pos Playing Position

Timing and Results provided by 





Game No: 2

Results

HNL 10 vs 17 ISR

Head Official: FUKA Bohdan (CZE)
Official: LOWRANCE Jessica (USA)
Official: LASSITER Anthony Dewuan (USA)

RUNNING SCORE

HNL - ISR

HNL - Haudenosaunee Confederacy

Players		G/S	A	P	SOG	GB	CT	TO	DC	Penalties					
No.	Name									Pos	GC	YC	RC	Min.	
1	SANTANA Ivy	FP	1/3		1	3		5							
2	SCANLAN Miya	FP	2/7	2	4	4	1	2							
4	JIMERSON Jalyn	FP	2/5	1	3	3	1	1		1			0:30		
10	BOMBERRY Tiana	FP									1		1:00		
16	MINERD Cassandra	FP													
17	BOMBERRY Timmia	FP						2		1			0:30		
18	GARLOW Lois	FP	2/2	2	4	2			0						
19	LAZORE Jacelyn	FP	1/2		1	2		2	0	1			0:30		
21	COOK Paisley	FP	1/3		1	3		2			1		1:00		
24	PORTER Fawn	FP	1/3	1	2	2		1			1		1:00		
34	COULON Jordan	FP	0/2	1	1	1				1			0:30		
22	CRANDALL Paige	GK						1							
Totals			10/27		7	17		20	2		16	0	4	3	5:00

Goalies		SV	GA	Min.
22	CRANDALL Paige	15	17	32:00
Totals		15	17	32:00

ISR - Israel

Players		G/S	A	P	SOG	GB	CT	TO	DC	Penalties					
No.	Name									Pos	GC	YC	RC	Min.	
2	MCKONE Lindsey	FP	4/8	2	6	7	2								
3	OZER Rachel	FP	0/3	3	3	2		1			1			1:00	
13	TRACY Samantha	FP	3/9	1	4	7		1	2	1				0:30	
17	McDONOUGH Macellen	FP	2/5		2	4	1	1		1				0:30	
18	KOFMAN Ilana	FP	4/7		4	6	1	1							
20	GERSCH Annabelle	FP	0/1					1			1			1:00	
24	MEISENBERG Sarah	FP					2	1			2			2:00	
25	HILCOFF Hanna	FP	1/4		1	2	2			1				0:30	
26	ROSEN Rachel	FP	1/1	1	2	1	2								
34	MANNON Olivia	FP	2/3		2	3	1	1	1						
6	LAYTON Kelly	GK													
30	KRUPNICK Julie	GK													
Totals			17/41		7	24		32	11		7	6	3	4	5:30

Goalies		SV	GA	Min.
6	LAYTON Kelly			
30	KRUPNICK Julie	10	10	32:00
Totals		10	10	32:00

1st Quarter

	0 (8') 1	TRACY S
SCANLAN M	1 (8') 1	
	1 (6') 2	KOFMAN I
JIMERSON J	2 (5') 2	
	2 (4') 3	MCKONE L
	2 (3') 4	TRACY S
PORTER F	3 (2') 4	
	3 (1') 5	MANNON O

2nd Quarter

	3 (8') 6	McDONOUGH M
	3 (8') 7	MCKONE L
P COOK	4 (8') 7	
	4 (7') 8	MANNON O
SANTANA I	5 (7') 8	
LAZORE J	6 (6') 8	
JIMERSON J	7 (4') 8	
	7 (3') 9	MCKONE L
	7 (2') 10	TRACY S

3rd Quarter

	7 (8') 11	McDONOUGH M
	7 (4') 12	KOFMAN I
	7 (3') 13	ROSEN R
SCANLAN M	8 (2') 13	
	8 (1') 14	KOFMAN I


4th Quarter

	8 (7') 15	MCKONE L
GARLOW L	9 (5') 15	
	9 (4') 16	HILCOFF H
	9 (2') 17	KOFMAN I
GARLOW L	10 (1') 17	

Legend:											
A	Assists	CT	Caused Turnovers	DC	Draw Controls	FP	Field Player	GA	Goals Allowed	GB	Ground Ball
GC	Green Card	GK	Goalkeeper	G/S	Goals/Shots	Min.	Minutes	No.	Number	P	Scorer Points
Pos	Playing Position	RC	Red Card	SOG	Shots on Goal	SV	Saves	TO	Turnovers	YC	Yellow Card

Timing and Results provided by TISSOT





Game No: 3

Start List

CAN vs GBR

Head Official: KRIWALL Ake (GER)
Official: WAGER Mara (USA)
Official: UEKI Yume (JPN)

CAN - Canada

No.	Name	Pos	MP	Date of Birth	Goals	Ass.
37	SPENCE Lauren	GK		15 SEP 2003		
2	BLACK Lauren	FP		29 SEP 2003		
4	BAXTER Madalyn	FP		25 DEC 2001		
5	CORDINGLEY Aurora	FP		30 JUN 1999		
6	BOISSONNEAULT Emily	FP		7 AUG 1990		
7	WALKER-WELCH Brooklyn	FP		17 FEB 2003		
8	PERRONI Nicole	FP		8 AUG 2001		
12	KINNA Megan	FP		16 JUN 1998		
13	SUTTON Lydia	FP		22 SEP 1995		
26	CHILD Annabel	FP		17 SEP 2002		
27	DOBBIE Dana	FP		30 SEP 1984		
33	EVANS Erica	FP		4 SEP 1996		
				Team Average		
Coach	TEETER Scott					


CAN - Matches		
PR	GBR	12 JUL
PR	ISR	13 JUL
PR	HNL	14 JUL

GBR - Great Britain


No.	Name	Pos	MP	Date of Birth	Goals	Ass.
25	CHANDLER Emilie	GK		19 APR 1998		
33	GREENWOOD Katie	GK		24 AUG 1991		
2	DRYDEN Iona	FP		17 NOV 1994		
4	GRAY Chess	FP		26 FEB 1997		
6	OAKLEY Emma	FP		15 MAR 1995		
8	CHAN Chloe	FP		18 NOV 1993		
9	MERRIFIELD Laura	FP		5 MAY 1988		
10	WARREN Laura	FP		10 OCT 1981		
11	WIMPENNY Olivia	FP		8 DEC 1995		
13	FARAM Claire	FP		17 MAR 1992		
14	AITON Jenni	FP		7 JAN 1995		
19	FOSTER Tilly	FP		21 MAR 1998		
				Team Average		
Coach	COLLIER Phil					

GBR - Matches		
PR	CAN	12 JUL
PR	HNL	13 JUL
PR	ISR	14 JUL

Legend:	(C) Captain	Ass. Assists	MP Matches Played	No. Number	Pos Playing Position
----------------	-------------	--------------	-------------------	------------	----------------------

Timing and Results provided by 





Game No: 3

Results

CAN 16 vs 9 GBR

Head Official: KRIWALL Ake (GER)
Official: WAGER Mara (USA)
Official: UEKI Yume (JPN)

RUNNING SCORE

CAN - GBR

CAN - Canada

Players		G/S	A	P	SOG	GB	CT	TO	DC	Penalties			
No.	Name									Pos	GC	YC	RC
2	BLACK Lauren	FP	1/2	1	2	2	3		2				1:00
4	BAXTER Madalyn	FP	0/3			1	1		2				
5	CORDINGLEY Aurora	FP	3/4	3	6	4	2						
6	BOISSONNEAULT Emily	FP											
7	WALKER-WELCH Brooklyn	FP					1		1				
8	PERRONI Nicole	FP	1/4	1	2	4	1		1	1			
12	KINNA Megan	FP	2/5		2	4	1		1				
13	SUTTON Lydia	FP					1				1		1:00
26	CHILD Annabel	FP	2/4	1	3	3	1		1				
27	DOBBIE Dana	FP	1/3		1	3	2		1	1			0:30
33	EVANS Erica	FP	6/14	2	8	11	1		1		1		1:00
37	SPENCE Lauren	GK							1				
Totals			16/39	8	24	32	15		9	3	1	3	3:30

Goalies		SV	GA	Min.
37	SPENCE Lauren	5	9	32:00
Totals		5	9	32:00

GBR - Great Britain

Players		G/S	A	P	SOG	GB	CT	TO	DC	Penalties			
No.	Name									Pos	GC	YC	RC
2	DRYDEN Iona	FP	4/4		4	4	1		4				
4	GRAY Chess	FP	0/2			1	1		1		2		2:30
6	OAKLEY Emma	FP	1/3	1	2	1			2				
8	CHAN Chloe	FP							1	1			1:30
9	MERRIFIELD Laura	FP	1/6		1	3	2		2				
10	WARREN Laura	FP	1/1		1	1	1				1		1:00
11	WIMPENNY Olivia	FP	0/2	2	2	1		3	0		1		1:00
13	FARAM Claire	FP	1/4		1	2	2		2		1		0:30
14	AITON Jenni	FP							1				
19	FOSTER Tilly	FP	1/3		1	1			4		1		1:00
25	CHANDLER Emilie	GK											
33	GREENWOOD Katie	GK					2						
Totals			9/25	3	12	14	9		19	3	3	6	7:30

Goalies		SV	GA	Min.
25	CHANDLER Emilie			
33	GREENWOOD Katie	16	16	32:00
Totals		16	16	32:00

1st Quarter

EVANS E	1 (8') 0
KINNA M	2 (7') 0
BLACK L	3 (2') 0
<hr/>	
	3 (1') 1 DRYDEN I

2nd Quarter

	3 (8') 2 DRYDEN I
	3 (6') 3 FARAM C
	3 (4') 4 DRYDEN I
CORDINGLEY A	4 (3') 4
EVANS E	5 (3') 4
	5 (2') 5 FOSTER T
	5 (1') 6 OAKLEY E

3rd Quarter


EVANS E	6 (8') 6
	6 (6') 7 DRYDEN I
EVANS E	7 (5') 7
	7 (4') 8 MERRIFIELD L
	7 (2') 9 WARREN L
EVANS E	8 (1') 9
CHILD A	9 (1') 9

4th Quarter

CORDINGLEY A	10 (8') 9
PERRONI N	11 (8') 9
KINNA M	12 (7') 9
CORDINGLEY A	13 (5') 9
CHILD A	14 (4') 9
EVANS E	15 (3') 9
DOBBIE D	16 (2') 9

Legend:											
A	Assists	CT	Caused Turnovers	DC	Draw Controls	FP	Field Player	GA	Goals Allowed	GB	Ground Ball
GC	Green Card	GK	Goalkeeper	G/S	Goals/Shots	Min.	Minutes	No.	Number	P	Scorer Points
Pos	Playing Position	RC	Red Card	SOG	Shots on Goal	SV	Saves	TO	Turnovers	YC	Yellow Card

Timing and Results provided by TISSOT



Game No: 5

Start List

GBR vs HNL

Head Official: BROOKS Lyndsay (CAN)
Official: FUKA Bohdan (CZE)
Official: WALLACE Ryan (USA)

GBR - Great Britain

No.	Name	Pos	MP	Date of Birth	Goals	Ass.
25	CHANDLER Emilie	GK	1	19 APR 1998		
33	GREENWOOD Katie	GK	1	24 AUG 1991		
2	DRYDEN Iona	FP	1	17 NOV 1994	4	
4	GRAY Chess	FP	1	26 FEB 1997		
6	OAKLEY Emma	FP	1	15 MAR 1995	1	1
8	CHAN Chloe	FP	1	18 NOV 1993		
9	MERRIFIELD Laura	FP	1	5 MAY 1988	1	
10	WARREN Laura	FP	1	10 OCT 1981	1	
11	WIMPENNY Olivia	FP	1	8 DEC 1995		2
13	FARAM Claire	FP	1	17 MAR 1992	1	
14	AITON Jenni	FP	1	7 JAN 1995		
19	FOSTER Tilly	FP	1	21 MAR 1998	1	
Team Average					9	3
Coach	COLLIER Phil					


GBR - Matches		
PR	CAN	9 - 16
PR	HNL	13 JUL
PR	ISR	14 JUL

HNL - Haudenosaunee Confederacy


No.	Name	Pos	MP	Date of Birth	Goals	Ass.
22	CRANDALL Paige	GK	1	16 AUG 2001		
1	SANTANA Ivy	FP	1	21 FEB 2000	1	
2	SCANLAN Miya	FP	1	19 SEP 2003	2	2
4	JIMERSON Jalyn	FP	1	29 MAR 2000	2	1
10	BOMBERRY Tiana	FP	1	29 JUL 1998		
16	MINERD Cassandra	FP	1	19 MAY 1995		
17	BOMBERRY Timmia	FP	1	1 JUL 2001		
18	GARLOW Lois	FP	1	15 JAN 2001	2	2
19	LAZORE Jacelyn	FP	1	25 NOV 1999	1	
21	COOK Paisley	FP	1	5 APR 2005	1	
24	PORTER Fawn	FP	1	7 OCT 1997	1	1
34	COULON Jordan	FP	1	27 DEC 1999		1
Team Average					10	7
Coach	BEVILLE Elizabeth (USA)					

HNL - Matches		
PR	ISR	10 - 17
PR	GBR	13 JUL
PR	CAN	14 JUL

Legend:	(C) Captain	Ass. Assists	MP Matches Played	No. Number	Pos Playing Position
----------------	-------------	--------------	-------------------	------------	----------------------

Timing and Results provided by 





Game No: 5

Results

GBR 11 vs 10 HNL

Head Official: BROOKS Lyndsay (CAN)
Official: FUKA Bohdan (CZE)
Official: WALLACE Ryan (USA)

RUNNING SCORE
GBR - HNL

GBR - Great Britain

Players		G/S	A	P	SOG	GB	CT	TO	DC	Penalties				
No.	Name									Pos	GC	YC	RC	Min.
2	DRYDEN Iona	FP	1/5		1	3	5		3					0:30
4	GRAY Chess	FP	1/3		1	2	2		0					
6	OAKLEY Emma	FP	1/5		1	5	1		3					
8	CHAN Chloe	FP			1	1				1				
9	MERRIFIELD Laura	FP	2/5		2	4	4	1		1		1		1:00
10	WARREN Laura	FP	0/3				1		3	1				
11	WIMPENNY Olivia	FP	5/5		5	5	1		4					
13	FARAM Claire	FP	1/3		1	2					1	1		1:30
14	AITON Jenni	FP	0/1				1							
19	FOSTER Tilly	FP	0/4			1	1				1			0:30
25	CHANDLER Emilie	GK					2		1					
33	GREENWOOD Katie	GK												
Totals			11/34		3	14	22	15	14	3	3	2		3:30

Goalies		SV	GA	Min.
25	CHANDLER Emilie	9	10	36:00
33	GREENWOOD Katie			
Totals		9	10	36:00

HNL - Haudenosaunee Confederacy

Players		G/S	A	P	SOG	GB	CT	TO	DC	Penalties				
No.	Name									Pos	GC	YC	RC	Min.
1	SANTANA Ivy	FP	1/2		1	2	1		2					
2	SCANLAN Miya	FP	5/10		5	9	1		4		1			1:00
4	JIMERSON Jalyn	FP	0/1		2	2	1	1	5		1			0:30
10	BOMBERRY Tiana	FP					1				1			1:00
16	MINERD Cassandra	FP			2	2		3			1			1:00
17	BOMBERRY Timmia	FP	1/1		1	2	1				1			0:30
18	GARLOW Lois	FP	1/3		1	2	1		4	1				
19	LAZORE Jacelyn	FP	1/2		1	2	2		1					
21	COOK Paisley	FP	0/1						1					
24	PORTER Fawn	FP	1/3		1	2	1		2					
34	COULON Jordan	FP	0/1			1			3					
22	CRANDALL Paige	GK					1		1					
Totals			10/24		6	16	19	11	23	3	2	3		4:00

Goalies		SV	GA	Min.
22	CRANDALL Paige	11	11	36:00
Totals		11	11	36:00

1st Quarter

	0 (7') 1	SCANLAN M
OAKLEY E	1 (6') 1	
WIMPENNY O	2 (2') 1	
FARAM C	3 (2') 1	

2nd Quarter

	3 (7') 2	LAZORE J
	3 (6') 3	SCANLAN M
	3 (3') 4	GARLOW L

3rd Quarter

DRYDEN I	4 (8') 4	
	4 (8') 5	SCANLAN M
WIMPENNY O	5 (4') 5	
	5 (4') 6	PORTER F
WIMPENNY O	6 (4') 6	
	6 (1') 7	BOMBERRY T

4th Quarter

	6 (5') 8	SCANLAN M
	6 (4') 9	SCANLAN M
MERRIFIELD L	7 (4') 9	
WIMPENNY O	8 (3') 9	
GRAY C	9 (3') 9	
WIMPENNY O	10 (2') 9	
	10 (1') 10	SANTANA I


1st Extra Time

MERRIFIELD L	11 (2') 10	
--------------	------------	--

Legend:											
A	Assists	CT	Caused Turnovers	DC	Draw Controls	FP	Field Player	GA	Goals Allowed	GB	Ground Ball
GC	Green Card	GK	Goalkeeper	G/S	Goals/Shots	Min.	Minutes	No.	Number	P	Scorer Points
Pos	Playing Position	RC	Red Card	SOG	Shots on Goal	SV	Saves	TO	Turnovers	YC	Yellow Card

Timing and Results provided by TISSOT





Game No: 7

Start List

ISR vs CAN

Head Official: WAGER Mara (USA)
Official: UEKI Yume (JPN)
Official: OWEN Lara (GBR)

ISR - Israel

No.	Name	Pos	MP	Date of Birth	Goals	Ass.
6	LAYTON Kelly	GK	1	3 JUN 1998		
30	KRUPNICK Julie	GK	1	17 JUN 1998		
2	MCKONE Lindsey	FP	1	22 DEC 1997	4	2
3	OZER Rachel	FP	1	9 JUN 1992		3
13	TRACY Samantha	FP	1	25 JUL 1994	3	1
17	MCDONOUGH Macellen	FP	1	21 OCT 1996	2	
18	KOFMAN Ilana	FP	1	17 SEP 2002	4	
20	GERSCH Annabelle	FP	1	25 DEC 2002		
24	MEISENBERG Sarah	FP	1	14 JAN 1987		
25	HILCOFF Hanna	FP	1	5 SEP 2001	1	
26	ROSEN Rachel	FP	1	26 DEC 1998	1	1
34	MANNON Olivia	FP	1	14 DEC 1997	2	
Team Average					17	7
Coach	CARLIN Kara (USA)					


ISR - Matches		
PR	HNL	17 - 10
PR	CAN	13 JUL
PR	GBR	14 JUL

CAN - Canada


No.	Name	Pos	MP	Date of Birth	Goals	Ass.
37	SPENCE Lauren	GK	1	15 SEP 2003		
2	BLACK Lauren	FP	1	29 SEP 2003	1	1
4	BAXTER Madalyn	FP	1	25 DEC 2001		
5	CORDINGLEY Aurora	FP	1	30 JUN 1999	3	3
6	BOISSONNEAULT Emily	FP	1	7 AUG 1990		
7	WALKER-WELCH Brooklyn	FP	1	17 FEB 2003		
8	PERRONI Nicole	FP	1	8 AUG 2001	1	1
12	KINNA Megan	FP	1	16 JUN 1998	2	
13	SUTTON Lydia	FP	1	22 SEP 1995		
26	CHILD Annabel	FP	1	17 SEP 2002	2	1
27	DOBBIE Dana	FP	1	30 SEP 1984	1	
33	EVANS Erica	FP	1	4 SEP 1996	6	2
Team Average					16	8
Coach	TEETER Scott					

CAN - Matches		
PR	GBR	16 - 9
PR	ISR	13 JUL
PR	HNL	14 JUL

Legend:	(C) Captain	Ass. Assists	MP Matches Played	No. Number	Pos Playing Position
----------------	-------------	--------------	-------------------	------------	----------------------

Timing and Results provided by 





Game No: 7

Results

ISR 6 vs 14 CAN

Head Official: WAGER Mara (USA)
Official: UEKI Yume (JPN)
Official: OWEN Lara (GBR)

RUNNING SCORE

ISR - CAN

ISR - Israel

Players		G/S	A	P	SOG	GB	CT	TO	DC	Penalties				
No.	Name									Pos	GC	YC	RC	Min.
2	MCKONE Lindsey	FP	2/5	1	3	5	2		1	1				1:00
3	OZER Rachel	FP	1/4		1	4				3				
13	TRACY Samantha	FP	0/4			2	1			3				
17	MCDONOUGH Macellen	FP	1/3		1	1	1			4				
18	KOFMAN Ilana	FP	1/4		1	2	1			1				
20	GERSCH Annabelle	FP	1/2		1	1	1			1		1		1:00
24	MEISENBERG Sarah	FP					1			1		1		1:00
25	HILCOFF Hanna	FP	0/3			2				1	0			
26	ROSEN Rachel	FP	0/1		1	1	1			2				
34	MANNON Olivia	FP					1			1		1		1:00
6	LAYTON Kelly	GK												
30	KRUPNICK Julie	GK												
Totals			6/26	2	8	18	8		18	1		4		4:00

Goalies		SV	GA	Min.
6	LAYTON Kelly			
30	KRUPNICK Julie	13	14	32:00
Totals		13	14	32:00

CAN - Canada

Players		G/S	A	P	SOG	GB	CT	TO	DC	Penalties				
No.	Name									Pos	GC	YC	RC	Min.
2	BLACK Lauren	FP	1/2		1	2	1				2			2:00
4	BAXTER Madalyn	FP	0/3			3	1				2			2:00
5	CORDINGLEY Aurora	FP	0/3	1	1	2	3		2	1	2			2:00
6	BOISSONNEAULT Emily	FP	2/3	1	3	2	1		2					
7	WALKER-WELCH Brooklyn	FP	0/1	1	1	1								
8	PERRONI Nicole	FP	2/5	1	3	4					1			1:00
12	KINNA Megan	FP	5/7		5	6	2							
13	SUTTON Lydia	FP	2/2		2	2	1		1					
26	CHILD Annabel	FP	0/2	3	3	1	1			0		1		1:00
27	DOBBIE Dana	FP									1			1:00
33	EVANS Erica	FP	2/5		2	4	1		1					
37	SPENCE Lauren	GK												
Totals			14/33	7	21	27	12		6	3		9		9:00

Goalies		SV	GA	Min.
37	SPENCE Lauren	12	6	32:00
Totals		12	6	32:00

1st Quarter

0 (8') 1	PERRONI N
0 (7') 2	EVANS E
0 (7') 3	KINNA M
0 (6') 4	BLACK L
1 (5') 4	McDONOUGH M
2 (3') 4	KOFMAN I
2 (3') 5	KINNA M
3 (1') 5	McKONE L

2nd Quarter

4 (7') 5	McKONE L
4 (6') 6	PERRONI N
5 (1') 6	OZER R

3rd Quarter

5 (8') 7	EVANS E
5 (7') 8	KINNA M
5 (7') 9	SUTTON L
5 (5') 10	KINNA M
5 (3') 11	BOISSONNEAULT E
5 (3') 12	SUTTON L
6 (1') 12	GERSCH A
6 (1') 13	KINNA M


4th Quarter

6 (7') 14	BOISSONNEAULT E
-----------	-----------------

Legend:											
A	Assists	CT	Caused Turnovers	DC	Draw Controls	FP	Field Player	GA	Goals Allowed	GB	Ground Ball
GC	Green Card	GK	Goalkeeper	G/S	Goals/Shots	Min.	Minutes	No.	Number	P	Scorer Points
Pos	Playing Position	RC	Red Card	SOG	Shots on Goal	SV	Saves	TO	Turnovers	YC	Yellow Card

Timing and Results provided by TISSOT





Game No: 10

Start List

CAN vs HNL

Head Official: WAGER Mara (USA)
Official: LASSITER Anthony Dewuan (USA)
Official: UEKI Yume (JPN)

CAN - Canada

No.	Name	Pos	MP	Date of Birth	Goals	Ass.
37	SPENCE Lauren	GK	2	15 SEP 2003		
2	BLACK Lauren	FP	2	29 SEP 2003	2	1
4	BAXTER Madalyn	FP	2	25 DEC 2001		
5	CORDINGLEY Aurora	FP	2	30 JUN 1999	3	4
6	BOISSONNEAULT Emily	FP	2	7 AUG 1990	2	1
7	WALKER-WELCH Brooklyn	FP	2	17 FEB 2003		1
8	PERRONI Nicole	FP	2	8 AUG 2001	3	2
12	KINNA Megan	FP	2	16 JUN 1998	7	
13	SUTTON Lydia	FP	2	22 SEP 1995	2	
26	CHILD Annabel	FP	2	17 SEP 2002	2	4
27	DOBBIE Dana	FP	2	30 SEP 1984		1
33	EVANS Erica	FP	2	4 SEP 1996	8	2
Team Average					30	15
Coach	TEETER Scott					


CAN - Matches		
PR	GBR	16 - 9
PR	ISR	14 - 6
PR	HNL	14 JUL

HNL - Haudenosaunee Confederacy


No.	Name	Pos	MP	Date of Birth	Goals	Ass.
22	CRANDALL Paige	GK	2	16 AUG 2001		
1	SANTANA Ivy	FP	2	21 FEB 2000	2	1
2	SCANLAN Miya	FP	2	19 SEP 2003	7	2
4	JIMERSON Jalyn	FP	2	29 MAR 2000	2	3
10	BOMBERRY Tiana	FP	2	29 JUL 1998		
16	MINERD Cassandra	FP	2	19 MAY 1995		2
17	BOMBERRY Timmia	FP	2	1 JUL 2001	1	1
18	GARLOW Lois	FP	2	15 JAN 2001	3	2
19	LAZORE Jacelyn	FP	2	25 NOV 1999	2	
21	COOK Paisley	FP	2	5 APR 2005	1	
24	PORTER Fawn	FP	2	7 OCT 1997	2	1
34	COULON Jordan	FP	2	27 DEC 1999		1
Team Average					20	13
Coach	BEVILLE Elizabeth (USA)					

HNL - Matches		
PR	ISR	10 - 17
PR	GBR	10 - 11
PR	CAN	14 JUL

Legend:	(C) Captain	Ass. Assists	MP Matches Played	No. Number	Pos Playing Position
----------------	-------------	--------------	-------------------	------------	----------------------

Timing and Results provided by  TISSOT





Game No: 10

Results

CAN 19 vs 7 HNL

Head Official: WAGER Mara (USA)
Official: LASSITER Anthony Dewuan (USA)
Official: UEKI Yume (JPN)

RUNNING SCORE
CAN - HNL

CAN - Canada

Players		G/S	A	P	SOG	GB	CT	TO	DC	Penalties			
No.	Name									Pos	GC	YC	RC
2	BLACK Lauren	FP	1/4	2	3	3	2						
4	BAXTER Madalyn	FP	3/5		3	5	1	3					
5	CORDINGLEY Aurora	FP	7/9	1	8	8	1	3					
6	BOISSONNEAULT Emily	FP	1/2		1	2	2	3	1				
7	WALKER-WELCH Brooklyn	FP	2/2		2	2	1	3	1				
8	PERRONI Nicole	FP	1/7		1	6	2	1		1			0:30
12	KINNA Megan	FP	2/2		2	2	1		1	1			0:30
13	SUTTON Lydia	FP	1/2	1	2	2	2						
26	CHILD Annabel	FP	1/3	3	4	2	2		1				
27	DOBBIE Dana	FP											
33	EVANS Erica	FP											
37	SPENCE Lauren	GK		1	1		1				1		1:00
Totals			19/36	8	27	32	15	14	4	2	1		2:00

Goalies	SV	GA	Min.
37 SPENCE Lauren	10	7	32:00
Totals	10	7	32:00

HNL - Haudenosaunee Confederacy

Players		G/S	A	P	SOG	GB	CT	TO	DC	Penalties			
No.	Name									Pos	GC	YC	RC
1	SANTANA Ivy	FP	1/4		1	3	1	1					
2	SCANLAN Miya	FP	2/5	2	4	4		1					
4	JIMERSON Jalyn	FP	2/5	2	4	4		6			1		1:00
10	BOMBERRY Tiana	FP						1					
16	MINERD Cassandra	FP				1	3		1				0:30
17	BOMBERRY Timmia	FP					1						
18	GARLOW Lois	FP	2/4	1	3	4	1	1	0				
19	LAZORE Jacelyn	FP					1	2					
21	COOK Paisley	FP	0/2			1	1	2		1			0:30
24	PORTER Fawn	FP	0/1			1	1	3				1	2:00
34	COULON Jordan	FP											
22	CRANDALL Paige	GK					3	2					
Totals			7/21	5	12	17	9	23	4	2	1	1	4:00

Goalies	SV	GA	Min.
22 CRANDALL Paige	13	19	32:00
Totals	13	19	32:00

1st Quarter

	0 (7') 1	JIMERSON J
BAXTER M	1 (7') 1	
	1 (4') 2	GARLOW L
CORDINGLEY A	2 (1') 2	
	2 (1') 3	JIMERSON J
	2 (1') 4	GARLOW L

2nd Quarter

BOISSONNEAULT E	3 (7') 4	
	3 (7') 5	SANTANA I
PERRONI N	4 (6') 5	
BAXTER M	5 (6') 5	
KINNA M	6 (6') 5	
CORDINGLEY A	7 (5') 5	
WALKER-WELCH B	8 (4') 5	
CORDINGLEY A	9 (4') 5	
KINNA M	10 (2') 5	
CORDINGLEY A	11 (1') 5	

3rd Quarter

WALKER-WELCH B	12 (8') 5	
	12 (4') 6	SCANLAN M
BLACK L	13 (2') 6	
	13 (2') 7	SCANLAN M


4th Quarter

CHILD A	14 (8') 7	
BAXTER M	15 (6') 7	
CORDINGLEY A	16 (6') 7	
CORDINGLEY A	17 (5') 7	
CORDINGLEY A	18 (4') 7	
SUTTON L	19 (3') 7	

Legend:											
A	Assists	CT	Caused Turnovers	DC	Draw Controls	FP	Field Player	GA	Goals Allowed	GB	Ground Ball
GC	Green Card	GK	Goalkeeper	G/S	Goals/Shots	Min.	Minutes	No.	Number	P	Scorer Points
Pos	Playing Position	RC	Red Card	SOG	Shots on Goal	SV	Saves	TO	Turnovers	YC	Yellow Card

Timing and Results provided by **TISSOT**





Game No: 11

Start List

ISR vs GBR

Head Official: TOLL Carolyn (CAN)
Official: LOWRANCE Jessica (USA)
Official: WALLACE Ryan (USA)

ISR - Israel

No.	Name	Pos	MP	Date of Birth	Goals	Ass.
6	LAYTON Kelly	GK	2	3 JUN 1998		
30	KRUPNICK Julie	GK	2	17 JUN 1998		
2	MCKONE Lindsey	FP	2	22 DEC 1997	6	3
3	OZER Rachel	FP	2	9 JUN 1992	1	3
13	TRACY Samantha	FP	2	25 JUL 1994	3	1
17	MCDONOUGH Macellen	FP	2	21 OCT 1996	3	
18	KOFMAN Ilana	FP	2	17 SEP 2002	5	
20	GERSCH Annabelle	FP	2	25 DEC 2002	1	
24	MEISENBERG Sarah	FP	2	14 JAN 1987		
25	HILCOFF Hanna	FP	2	5 SEP 2001	1	
26	ROSEN Rachel	FP	2	26 DEC 1998	1	2
34	MANNON Olivia	FP	2	14 DEC 1997	2	
Team Average					23	9
Coach	CARLIN Kara (USA)					


ISR - Matches		
PR	HNL	17 - 10
PR	CAN	6 - 14
PR	GBR	14 JUL

GBR - Great Britain


No.	Name	Pos	MP	Date of Birth	Goals	Ass.
25	CHANDLER Emilie	GK	2	19 APR 1998		
33	GREENWOOD Katie	GK	2	24 AUG 1991		
2	DRYDEN Iona	FP	2	17 NOV 1994	5	
4	GRAY Chess	FP	2	26 FEB 1997	1	
6	OAKLEY Emma	FP	2	15 MAR 1995	2	1
8	CHAN Chloe	FP	2	18 NOV 1993		1
9	MERRIFIELD Laura	FP	2	5 MAY 1988	3	2
10	WARREN Laura	FP	2	10 OCT 1981	1	
11	WIMPENNY Olivia	FP	2	8 DEC 1995	5	2
13	FARAM Claire	FP	2	17 MAR 1992	2	
14	AITON Jenni	FP	2	7 JAN 1995		
19	FOSTER Tilly	FP	2	21 MAR 1998	1	
Team Average					20	6
Coach	COLLIER Phil					

GBR - Matches		
PR	CAN	9 - 16
PR	HNL	11 - 10
PR	ISR	14 JUL

Legend:	(C) Captain	Ass. Assists	MP Matches Played	No. Number	Pos Playing Position
----------------	-------------	--------------	-------------------	------------	----------------------

Timing and Results provided by  TISSOT





Game No: 11

Results

ISR 12 vs 14 GBR

Head Official: TOLL Carolyn (CAN)
Official: LOWRANCE Jessica (USA)
Official: WALLACE Ryan (USA)

RUNNING SCORE

ISR - GBR

ISR - Israel

Players		G/S	A	P	SOG	GB	CT	TO	DC	Penalties			
No.	Name									Pos	GC	YC	RC
2	MCKONE Lindsey	FP	1/6	1	2	4	2		2				
3	OZER Rachel	FP	1/3		1	2					2		2:00
13	TRACY Samantha	FP	4/8		4	6	1		1	1	1		0:30
17	MCDONOUGH Macellen	FP	1/3		1	2	1						
18	KOFMAN Ilana	FP	2/7	3	5	4	1						
20	GERSCH Annabelle	FP	0/3			3	1		1				
24	MEISENBERG Sarah	FP											
25	HILCOFF Hanna	FP	3/3		3	3	2						
26	ROSEN Rachel	FP		1	1		3		3				
34	MANNON Olivia	FP		1	1		1		1	1		1	1:00
6	LAYTON Kelly	GK											
30	KRUPNICK Julie	GK					2		1				
Totals			12/33	6	18	24	14		9	2	1	3	3:30

Goalies	SV	GA	Min.
6 LAYTON Kelly			
30 KRUPNICK Julie	9	14	32:00
Totals	9	14	32:00

GBR - Great Britain

Players		G/S	A	P	SOG	GB	CT	TO	DC	Penalties			
No.	Name									Pos	GC	YC	RC
2	DRYDEN Iona	FP						2					0:30
4	GRAY Chess	FP	2/2	1	3	2			1				
6	OAKLEY Emma	FP	4/6		4	6	1	2	1	1			0:30
8	CHAN Chloe	FP		1	1								
9	MERRIFIELD Laura	FP	3/5	1	4	4			2				
10	WARREN Laura	FP	2/3	1	3	3							
11	WIMPENNY Olivia	FP	0/2	2	2	2	2	3		1			0:30
13	FARAM Claire	FP	1/3		1	3		2			1		1:00
14	AITON Jenni	FP	2/4		2	3		1					
19	FOSTER Tilly	FP					1	1		1	1		1:30
25	CHANDLER Emilie	GK						1					
33	GREENWOOD Katie	GK					1	1					
Totals			14/25	6	20	23	5	15	6	4	2		4:00

Goalies	SV	GA	Min.
25 CHANDLER Emilie	5	6	16:00
33 GREENWOOD Katie	7	6	16:00
Totals	12	12	32:00

1st Quarter

	0 (8') 1	MERRIFIELD L
HILCOFF H	1 (7') 1	
	1 (6') 2	FARAM C
	1 (6') 3	OAKLEY E
	1 (5') 4	AITON J
	1 (1') 5	OAKLEY E
TRACY S	2 (1') 5	

2nd Quarter

KOFMAN I	3 (8') 5	
	3 (6') 6	MERRIFIELD L
HILCOFF H	4 (6') 6	
TRACY S	5 (4') 6	
	5 (2') 7	GRAY C
KOFMAN I	6 (1') 7	
	6 (1') 8	MERRIFIELD L

3rd Quarter


	6 (7') 9	WARREN L
TRACY S	7 (7') 9	
OZER R	8 (3') 9	
TRACY S	9 (2') 9	

4th Quarter

	9 (8') 10	OAKLEY E
McKONE L	10 (8') 10	
	10 (7') 11	OAKLEY E
McDONOUGH M	11 (5') 11	
	11 (5') 12	WARREN L
HILCOFF H	12 (4') 12	
	12 (3') 13	AITON J
	12 (2') 14	GRAY C

Legend:											
A	Assists	CT	Caused Turnovers	DC	Draw Controls	FP	Field Player	GA	Goals Allowed	GB	Ground Ball
GC	Green Card	GK	Goalkeeper	G/S	Goals/Shots	Min.	Minutes	No.	Number	P	Scorer Points
Pos	Playing Position	RC	Red Card	SOG	Shots on Goal	SV	Saves	TO	Turnovers	YC	Yellow Card

Timing and Results provided by TISSOT



Game No: 1

Start List

CZE vs JPN

Head Official: TOLL Carolyn (CAN)
Official: OWEN Lara (GBR)
Official: LEAHY Michael (GBR)

CZE - Czech Republic

No.	Name	Pos	MP	Date of Birth	Goals	Ass.
1	NICOVA Anna	GK		10 FEB 1988		
23	DVORAKOVA Katerina	GK		13 MAR 1989		
8	VRABCOVA Marketa	FP		9 JAN 1993		
11	SEMERAKOVA Linda	FP		14 OCT 2003		
12	SRCHOVA Michaela	FP		19 JUL 1989		
13	BARTUSKOVA Tereza	FP		13 SEP 1994		
14	HRAZANKOVA Julie	FP		28 JUN 1992		
16	KREUZOVA Tereza	FP		4 JUN 1998		
17	LOTTMANN Anna	FP		7 MAR 1991		
18	MALINOVSKA Marketa	FP		15 SEP 2000		
38	STEDRA Viktorie	FP		8 SEP 2004		
88	RAKOVA Katerina	FP		31 JAN 1988		
				Team Average		
Coach	ONDRACEK Adam					


CZE - Matches		
PR	JPN	12 JUL
PR	AUS	13 JUL
PR	USA	14 JUL

JPN - Japan


No.	Name	Pos	MP	Date of Birth	Goals	Ass.
2	TAKEMOTO Moyu	GK		11 MAY 1997		
4	TOMITA Mayo	GK		14 DEC 1988		
1	FUJIMURA Mai	FP		9 AUG 2000		
5	KOZE Kanae	FP		22 FEB 2000		
7	TANAKA Nozomi	FP		3 DEC 1995		
8	TOMIMORI Miho	FP		11 JUL 2000		
9	INOUE Kaho	FP		17 MAY 1996		
10	IWATA Naomi	FP		23 SEP 1995		
11	IDA Honoka	FP		27 SEP 1999		
12	KOBAYASHI Haruka	FP		4 APR 1999		
17	NAKAZAWA Negai	FP		12 NOV 2003		
				Team Average		
Coach	NAGASHIMA Masakazu					

JPN - Matches		
PR	CZE	12 JUL
PR	USA	13 JUL
PR	AUS	14 JUL

Legend:	(C) Captain	Ass. Assists	MP Matches Played	No. Number	Pos Playing Position
----------------	-------------	--------------	-------------------	------------	----------------------

Timing and Results provided by 





Game No: 1

Results

CZE 10 vs 23 JPN

Head Official: TOLL Carolyn (CAN)
Official: OWEN Lara (GBR)
Official: LEAHY Michael (GBR)

RUNNING SCORE
CZE - JPN

CZE - Czech Republic

Players		G/S	A	P	SOG	GB	CT	TO	DC	Penalties			
No.	Name									Pos	GC	YC	RC
8	VRABCOVA Marketa	FP											
11	SEMERAKOVA Linda	FP									1		1:00
12	SRCHOVA Michaela	FP	3/11		3	6	3	2	0				
13	BARTUSKOVA Tereza	FP	1/3		1	2	1	4					
14	HRAZANKOVA Julie	FP	0/1					1					
16	KREUZOVA Tereza	FP	1/5		1	3					1		1:00
17	LOTTMANN Anna	FP	2/4	1	3	3	2	1					
18	MALINOVSKA Marketa	FP	1/5	2	3	1		5					
38	STEDRA Viktorie	FP	2/5		2	2		3					
88	RAKOVA Katerina	FP											
1	NICOVA Anna	GK											
23	DVORAKOVA Katerina	GK											
Totals			10/34	3	13	17	6	16	0		2		2:00

Goalies		SV	GA	Min.
1	NICOVA Anna	7	9	16:00
23	DVORAKOVA Katerina	7	14	16:00
Totals		14	23	32:00

JPN - Japan

Players		G/S	A	P	SOG	GB	CT	TO	DC	Penalties			
No.	Name									Pos	GC	YC	RC
1	FUJIMURA Mai	FP	0/1		1			2					1:00
5	KOZE Kanae	FP	1/3		1	3	3	1					
7	TANAKA Nozomi	FP	2/5		2	4		1					
8	TOMIMORI Miho	FP	9/12	1	10	11	1	1					
9	INOUE Kaho	FP	2/4	1	3	3	2	1					
10	IWATA Naomi	FP		1	1		2						
11	IDA Honoka	FP	1/6		1	5					1		1:00
12	KOBAYASHI Haruka	FP	2/3		2	3		0	1				0:30
17	NAKAZAWA Negai	FP	6/9	3	9	7	1						
2	TAKEMOTO Moyu	GK					3	1					
4	TOMITA Mayo	GK											
Totals			23/43	6	29	37	12	5	5	1	2		2:30

Goalies		SV	GA	Min.
2	TAKEMOTO Moyu	6	5	25:23
4	TOMITA Mayo	1	5	06:37
Totals		7	10	32:00

1st Quarter

0 (8') 1	TOMIMORI M
0 (7') 2	TOMIMORI M
V STEDRA 1 (7') 2	
1 (7') 3	TOMIMORI M
1 (6') 4	TANAKA N
1 (6') 5	IDA H
1 (5') 6	INOUE K
1 (4') 7	NAKAZAWA N
1 (4') 8	NAKAZAWA N
M SRCHOVA 2 (1') 8	

2nd Quarter

2 (8') 9	TOMIMORI M
2 (7') 10	KOBAYASHI H
2 (7') 11	KOZE K
A LOTTMANN 3 (6') 11	
3 (5') 12	TOMIMORI M
A LOTTMANN 4 (5') 12	
4 (4') 13	TANAKA N
4 (4') 14	TOMIMORI M
T BARTUSKOVA 5 (3') 14	

3rd Quarter

5 (8') 15	NAKAZAWA N
M MALINOVSKA 6 (8') 15	
6 (5') 16	NAKAZAWA N
6 (4') 17	TOMIMORI M
T KREUZOVA 7 (1') 17	


4th Quarter

V STEDRA 8 (8') 17	
8 (7') 18	NAKAZAWA N
M SRCHOVA 9 (7') 18	
M SRCHOVA 10 (7') 18	
10 (6') 19	TOMIMORI M
10 (5') 20	KOBAYASHI H
10 (5') 21	INOUE K
10 (3') 22	TOMIMORI M
10 (2') 23	NAKAZAWA N

A Assists	CT Caused Turnovers	DC Draw Controls	FP Field Player	GA Goals Allowed	GB Ground Ball
GC Green Card	GK Goalkeeper	G/S Goals/Shots	Min. Minutes	No. Number	P Scorer Points
Pos Playing Position	RC Red Card	SOG Shots on Goal	SV Saves	TO Turnovers	YC Yellow Card

Timing and Results provided by TISSOT





Game No: 4

Start List

USA vs AUS

Head Official: MACNEILL Cheryl (CAN)
Official: BROOKS Lyndsay (CAN)
Official: GOTO Sachi (JPN)

USA - United States of America

No.	Name	Pos	MP	Date of Birth	Goals	Ass.
9	DOUCETTE Madison	GK		11 JAN 2000		
29	HICKLEN Haley	GK		17 DEC 1996		
1	PETTY Paige	FP		2 JUL 1998		
3	CHOMA Kasey	FP		6 AUG 2001		
8	SMITH Belle	FP		29 AUG 2001		
10	AHERN Madison	FP		25 JUN 2001		
11	PAVINELLI Danielle	FP		28 DEC 2001		
12	MASERA Ellie	FP		24 JUL 2002		
13	SWART Sam	FP		21 MAR 1999		
18	TYRRELL Meaghan	FP		28 JUL 2000		
21	WURZBURGER Caitlyn	FP		25 JUL 2001		
24	DONOVAN Marge	FP		10 NOV 1998		
				Team Average		
Coach	O'LEARY Amanda					


USA - Matches		
PR	AUS	12 JUL
PR	JPN	13 JUL
PR	CZE	14 JUL

AUS - Australia


No.	Name	Pos	MP	Date of Birth	Goals	Ass.
11	CUNNINGHAM Addie	GK		14 SEP 1992		
2	SMITH Sarah	FP		16 NOV 1995		
3	LANE Bec	FP		9 SEP 1996		
4	WILLIAMS Indyah	FP		25 JAN 2003		
8	THORNE Abby	FP		9 JUL 2002		
9	MOLLISON Sarah	FP		3 FEB 1987		
12	KWAS Theo	FP		9 DEC 1995		
14	DOSTER Cassidy	FP		19 DEC 1996		
15	PARKER Olivia	FP		3 JAN 1997		
18	BROWN Tegan	FP		5 FEB 1986		
22	YU Bonnie	FP		9 JUN 2001		
24	LATCH Georgia	FP		25 JUL 2002		
				Team Average		
Coach	ADAMS Trish					

AUS - Matches		
PR	USA	12 JUL
PR	CZE	13 JUL
PR	JPN	14 JUL

Legend:	(C) Captain	Ass. Assists	MP Matches Played	No. Number	Pos Playing Position
----------------	-------------	--------------	-------------------	------------	----------------------

Timing and Results provided by 





Game No: 4

Results

USA 16 vs 6 AUS

Head Official: MACNEILL Cheryl (CAN)
Official: BROOKS Lyndsay (CAN)
Official: GOTO Sachi (JPN)

RUNNING SCORE
USA - AUS

USA - United States of America

Players		G/S	A	P	SOG	GB	CT	TO	DC	Penalties			
No.	Name									Pos	GC	YC	RC
1	PETTY Paige	FP	0/1					1					
3	CHOMA Kasey	FP	3/6	1	4	3	4	1					
8	SMITH Belle	FP	3/4	1	4	4	2		1				
10	AHERN Madison	FP	2/5	3	5	4		2	1				
11	PAVINELLI Danielle	FP	2/4		2	3	3	1	0		1		1:00
12	MASERA Ellie	FP	1/6		1	5	1				1		1:00
13	SWART Sam	FP	0/1	1	1	1		3					
18	TYRRELL Meaghan	FP	2/5		2	4	2	1					
21	WURZBURGER Caitlyn	FP	3/3	1	4	3		2			1		1:00
24	DONOVAN Marge	FP						1					
9	DOUCETTE Madison	GK					2	1					
29	HICKLEN Haley	GK											
Totals			16/35	7	23	27	14	13	2		3		3:00

Goalies	SV	GA	Min.
9 DOUCETTE Madison	12	6	32:00
29 HICKLEN Haley			
Totals	12	6	32:00

AUS - Australia

Players		G/S	A	P	SOG	GB	CT	TO	DC	Penalties			
No.	Name									Pos	GC	YC	RC
2	SMITH Sarah	FP	1/2		1	1		2			1		1:00
3	LANE Bec	FP	0/1	1	1		1	3	0		1		1:00
4	WILLIAMS Indyah	FP	0/1			1	1	1					
8	THORNE Abby	FP	1/1		1	1							
9	MOLLISON Sarah	FP	0/2			1	3						
12	KWAS Theo	FP	1/4		1	4		1			1		1:00
14	DOSTER Cassidy	FP	1/2		1	2							
15	PARKER Olivia	FP						2		2			1:00
18	BROWN Tegan	FP	0/1			1		2		1			0:30
22	YU Bonnie	FP	2/3		2	3		1					
24	LATCH Georgia	FP	0/5			4		2	2				
11	CUNNINGHAM Addie	GK					4	2					
Totals			6/22	1	7	18	9	16	5	3	3		4:30

Goalies	SV	GA	Min.
11 CUNNINGHAM Addie	11	16	32:00
Totals	11	16	32:00

1st Quarter
CHOMA K 1 (6') 0
1 (5') 1 KWAS T
1 (1') 2 YU B

2nd Quarter
AHERN M 2 (8') 2
CHOMA K 3 (6') 2
3 (6') 3 SMITH S
PAVINELLI D 4 (3') 3
WURZBURGER C 5 (1') 3
AHERN M 6 (1') 3


3rd Quarter
6 (8') 4 DOSTER C
WURZBURGER C 7 (6') 4
TYRRELL M 8 (5') 4
MASERA E 9 (1') 4

4th Quarter
SMITH B 10 (8') 4
WURZBURGER C 11 (7') 4
CHOMA K 12 (6') 4
SMITH B 13 (4') 4
SMITH B 14 (3') 4
TYRRELL M 15 (2') 4
PAVINELLI D 16 (2') 4
16 (1') 5 YU B
16 (1') 6 THORNE A

Legend:											
A	Assists	CT	Caused Turnovers	DC	Draw Controls	FP	Field Player	GA	Goals Allowed	GB	Ground Ball
GC	Green Card	GK	Goalkeeper	G/S	Goals/Shots	Min.	Minutes	No.	Number	P	Scorer Points
Pos	Playing Position	RC	Red Card	SOG	Shots on Goal	SV	Saves	TO	Turnovers	YC	Yellow Card

Timing and Results provided by TISSOT





Game No: 6

Start List

AUS vs CZE

Head Official: GOTO Sachi (JPN)
Official: LOWRANCE Jessica (USA)
Official: LASSITER Anthony Dewuan (USA)

AUS - Australia

No.	Name	Pos	MP	Date of Birth	Goals	Ass.
11	CUNNINGHAM Addie	GK	1	14 SEP 1992		
2	SMITH Sarah	FP	1	16 NOV 1995	1	
3	LANE Bec	FP	1	9 SEP 1996		1
4	WILLIAMS Indyah	FP	1	25 JAN 2003		
8	THORNE Abby	FP	1	9 JUL 2002	1	
9	MOLLISON Sarah	FP	1	3 FEB 1987		
12	KWAS Theo	FP	1	9 DEC 1995	1	
14	DOSTER Cassidy	FP	1	19 DEC 1996	1	
15	PARKER Olivia	FP	1	3 JAN 1997		
18	BROWN Tegan	FP	1	5 FEB 1986		
22	YU Bonnie	FP	1	9 JUN 2001	2	
24	LATCH Georgia	FP	1	25 JUL 2002		
Team Average					6	1
Coach	ADAMS Trish					


AUS - Matches		
PR	USA	6 - 16
PR	CZE	13 JUL
PR	JPN	14 JUL

CZE - Czech Republic


No.	Name	Pos	MP	Date of Birth	Goals	Ass.
1	NICOVA Anna	GK	1	10 FEB 1988		
23	DVORAKOVA Katerina	GK	1	13 MAR 1989		
8	VRABCOVA Marketa	FP	1	9 JAN 1993		
11	SEMERAKOVA Linda	FP	1	14 OCT 2003		
12	SRCHOVA Michaela	FP	1	19 JUL 1989	3	
13	BARTUSKOVA Tereza	FP	1	13 SEP 1994	1	
14	HRAZANKOVA Julie	FP	1	28 JUN 1992		
16	KREUZOVA Tereza	FP	1	4 JUN 1998	1	
17	LOTTMANN Anna	FP	1	7 MAR 1991	2	1
18	MALINOVSKA Marketa	FP	1	15 SEP 2000	1	2
38	STEDRA Viktorie	FP	1	8 SEP 2004	2	
88	RAKOVA Katerina	FP	1	31 JAN 1988		
Team Average					10	3
Coach	ONDRACEK Adam					

CZE - Matches		
PR	JPN	10 - 23
PR	AUS	13 JUL
PR	USA	14 JUL

Legend:	(C) Captain	Ass. Assists	MP Matches Played	No. Number	Pos Playing Position
----------------	-------------	--------------	-------------------	------------	----------------------

Timing and Results provided by 





Game No: 6

Results

AUS 16 vs 8 CZE

Head Official: GOTO Sachi (JPN)
Official: LOWRANCE Jessica (USA)
Official: LASSITER Anthony Dewuan (USA)

RUNNING SCORE

AUS - CZE

AUS - Australia

Players		G/S	A	P	SOG	GB	CT	TO	DC	Penalties			
No.	Name									Pos	GC	YC	RC
2	SMITH Sarah	FP	0/3	1	1	1	1						
3	LANE Bec	FP	3/7		3	6	1	1	1				
4	WILLIAMS Indyah	FP		1	1	1					1		1:00
8	THORNE Abby	FP									1		1:00
9	MOLLISON Sarah	FP	2/6	1	3	5	1		1				
12	KWAS Theo	FP	5/10		5	7	1						
14	DOSTER Cassidy	FP	4/5		4	5	3						
15	PARKER Olivia	FP	2/3		2	3	2	1					
18	BROWN Tegan	FP	0/1			1	1		1				
22	YU Bonnie	FP	0/3			3	3						
24	LATCH Georgia	FP	0/3	4	4	2	1	1					
11	CUNNINGHAM Addie	GK					1						
Totals			16/41	7	23	33	17		3	3		2	2:00

Goalies	SV	GA	Min.
11 CUNNINGHAM Addie	9	8	32:00
Totals	9	8	32:00

CZE - Czech Republic

Players		G/S	A	P	SOG	GB	CT	TO	DC	Penalties			
No.	Name									Pos	GC	YC	RC
8	VRABCOVA Marketa	FP	0/1		1	1		2					
11	SEMERAKOVA Linda	FP											
12	SRCHOVA Michaela	FP	3/8		3	6	2	4	1		1		1:00
13	BARTUSKOVA Tereza	FP	0/2			2	1	1					
14	HRAZANKOVA Julie	FP		1	1			1					
16	KREUZOVA Tereza	FP						3		1			0:30
17	LOTTMANN Anna	FP	2/5		2	3	1			1	2		2:30
18	MALINOVSKA Marketa	FP	3/5	3	6	5	5	1					
38	STEDRA Viktorie	FP	0/1				1	1					
88	RAKOVA Katerina	FP								1			0:30
1	NICOVA Anna	GK						1					
23	DVORAKOVA Katerina	GK											
Totals			8/22	4	12	17	6	14	5	3	3		4:30

Goalies	SV	GA	Min.
1 NICOVA Anna	17	16	32:00
23 DVORAKOVA Katerina			
Totals	17	16	32:00

1st Quarter

	0 (8') 1	M MALINOVSKA
DOSTER C	1 (5') 1	
KWAS T	2 (3') 1	
KWAS T	3 (1') 1	
	3 (1') 2	M SRCHOVA

2nd Quarter

LANE B	4 (8') 2	
	4 (6') 3	A LOTTMANN
O PARKER	5 (6') 3	
O PARKER	6 (5') 3	
DOSTER C	7 (4') 3	
	7 (4') 4	M MALINOVSKA
	7 (3') 5	M SRCHOVA
LANE B	8 (2') 5	

3rd Quarter

KWAS T	9 (7') 5	
	9 (7') 6	M MALINOVSKA
	9 (5') 7	M SRCHOVA
LANE B	10 (3') 7	
MOLLISON S	11 (1') 7	


4th Quarter

KWAS T	12 (8') 7	
MOLLISON S	13 (6') 7	
DOSTER C	14 (4') 7	
KWAS T	15 (2') 7	
	15 (1') 8	A LOTTMANN
DOSTER C	16 (1') 8	

Legend:											
A	Assists	CT	Caused Turnovers	DC	Draw Controls	FP	Field Player	GA	Goals Allowed	GB	Ground Ball
GC	Green Card	GK	Goalkeeper	G/S	Goals/Shots	Min.	Minutes	No.	Number	P	Scorer Points
Pos	Playing Position	RC	Red Card	SOG	Shots on Goal	SV	Saves	TO	Turnovers	YC	Yellow Card

Timing and Results provided by TISSOT





Game No: 8

Start List

JPN vs USA

Head Official: TOLL Carolyn (CAN)
Official: MACNEILL Cheryl (CAN)
Official: LEAHY Michael (GBR)

JPN - Japan

No.	Name	Pos	MP	Date of Birth	Goals	Ass.
2	TAKEMOTO Moyu	GK	1	11 MAY 1997		
4	TOMITA Mayo	GK	1	14 DEC 1988		
1	FUJIMURA Mai	FP	1	9 AUG 2000		
5	KOZE Kanae	FP	1	22 FEB 2000	1	
6	KAWAI Nene	FP		28 FEB 2002		
7	TANAKA Nozomi	FP	1	3 DEC 1995	2	
8	TOMIMORI Miho	FP	1	11 JUL 2000	9	1
9	INOUE Kaho	FP	1	17 MAY 1996	2	1
10	IWATA Naomi	FP	1	23 SEP 1995		1
11	IDA Honoka	FP	1	27 SEP 1999	1	
12	KOBAYASHI Haruka	FP	1	4 APR 1999	2	
17	NAKAZAWA Negai	FP	1	12 NOV 2003	6	3
Team Average					23	6
Coach	NAGASHIMA Masakazu					


JPN - Matches		
PR	CZE	23 - 10
PR	USA	13 JUL
PR	AUS	14 JUL

USA - United States of America


No.	Name	Pos	MP	Date of Birth	Goals	Ass.
9	DOUCETTE Madison	GK	1	11 JAN 2000		
29	HICKLEN Haley	GK	1	17 DEC 1996		
1	PETTY Paige	FP	1	2 JUL 1998		
3	CHOMA Kasey	FP	1	6 AUG 2001	3	1
8	SMITH Belle	FP	1	29 AUG 2001	3	1
10	AHERN Madison	FP	1	25 JUN 2001	2	3
11	PAVINELLI Danielle	FP	1	28 DEC 2001	2	
12	MASERA Ellie	FP	1	24 JUL 2002	1	
13	SWART Sam	FP	1	21 MAR 1999		1
18	TYRRELL Meaghan	FP	1	28 JUL 2000	2	
21	WURZBURGER Caitlyn	FP	1	25 JUL 2001	3	1
24	DONOVAN Marge	FP	1	10 NOV 1998		
Team Average					16	7
Coach	O'LEARY Amanda					

USA - Matches		
PR	AUS	16 - 6
PR	JPN	13 JUL
PR	CZE	14 JUL

Legend:	(C) Captain	Ass. Assists	MP Matches Played	No. Number	Pos Playing Position
----------------	-------------	--------------	-------------------	------------	----------------------

Timing and Results provided by 





Game No: 8

Results

JPN 10 vs 16 USA

Head Official: TOLL Carolyn (CAN)
Official: MACNEILL Cheryl (CAN)
Official: LEAHY Michael (GBR)

RUNNING SCORE

JPN - USA

JPN - Japan

Players		G/S	A	P	SOG	GB	CT	TO	DC	Penalties			
No.	Name									Pos	GC	YC	RC
1	FUJIMURA Mai	FP	2/4		2	3	2		1	1			
5	KOZE Kanae	FP	0/1				1		1				
6	KAWAI Nene	FP											
7	TANAKA Nozomi	FP	1/2		1	1	1		2	2			
8	TOMIMORI Miho	FP	3/12	1	4	10	2		1	1			
9	INOUE Kaho	FP	1/4		1	4			1		1	1	1:30
10	IWATA Naomi	FP											
11	IDA Honoka	FP	0/1			1			1			2	2:00
12	KOBAYASHI Haruka	FP							2				
17	NAKAZAWA Negai	FP	3/4		3	4	1		4				
2	TAKEMOTO Moyu	GK							2				
4	TOMITA Mayo	GK											
Totals			10/28	1	11	23	7		15	4	1	3	3:30

Goalies	SV	GA	Min.
2 TAKEMOTO Moyu	8	8	24:00
4 TOMITA Mayo	3	8	08:00
Totals	11	16	32:00

USA - United States of America

Players		G/S	A	P	SOG	GB	CT	TO	DC	Penalties			
No.	Name									Pos	GC	YC	RC
1	PETTY Paige	FP	1/2	1	2	1	1		1				
3	CHOMA Kasey	FP	3/4		3	4	2		1				
8	SMITH Belle	FP	3/7		3	5	4		2				
10	AHERN Madison	FP	1/2	1	2	2						1	2:00
11	PAVINELLI Danielle	FP	2/4		2	4							
12	MASERA Ellie	FP	2/3	1	3	2	3		1		1		0:30
13	SWART Sam	FP	0/3			3	1		1		1		0:30
18	TYRRELL Meaghan	FP	3/4		3	3	1		1				
21	WURZBURGER Caitlyn	FP	1/3	3	4	3	1		5		1		0:30
24	DONOVAN Marge	FP	0/1	1	1		1						
9	DOUCETTE Madison	GK					3		1				
29	HICKLEN Haley	GK	0/1										
Totals			16/34	7	23	27	17		13	0	4	1	4:00

Goalies	SV	GA	Min.
9 DOUCETTE Madison	13	10	32:00
29 HICKLEN Haley			
Totals	13	10	32:00

1st Quarter

INOUE K	1 (8') 0	
	1 (8') 1	AHERN M
	1 (8') 2	SMITH B
	1 (6') 3	CHOMA K
	1 (5') 4	PAVINELLI D
	1 (4') 5	CHOMA K
	1 (3') 6	WURZBURGER C
	1 (1') 7	MASERA E
	1 (1') 8	PETTY P

2nd Quarter

	1 (6') 9	SMITH B
NAKAZAWA N	2 (5') 9	
FUJIMURA M	3 (2') 9	
	3 (1') 10	SMITH B

3rd Quarter

TOMIMORI M	4 (8') 10	
	4 (8') 11	TYRRELL M
FUJIMURA M	5 (7') 11	
	5 (6') 12	MASERA E
	5 (5') 13	TYRRELL M
NAKAZAWA N	6 (4') 13	


4th Quarter

NAKAZAWA N	7 (6') 13	
TOMIMORI M	8 (6') 13	
TANAKA N	9 (5') 13	
	9 (5') 14	PAVINELLI D
TOMIMORI M	10 (4') 14	
	10 (4') 15	TYRRELL M
	10 (1') 16	CHOMA K

Legend:

A Assists	CT Caused Turnovers	DC Draw Controls	FP Field Player	GA Goals Allowed	GB Ground Ball
GC Green Card	GK Goalkeeper	G/S Goals/Shots	Min. Minutes	No. Number	P Scorer Points
Pos Playing Position	RC Red Card	SOG Shots on Goal	SV Saves	TO Turnovers	YC Yellow Card

Timing and Results provided by TISSOT



Game No: 9

Start List

JPN vs AUS

Head Official: FUKA Bohdan (CZE)
Official: BROOKS Lyndsay (CAN)
Official: LEAHY Michael (GBR)

JPN - Japan

No.	Name	Pos	MP	Date of Birth	Goals	Ass.
2	TAKEMOTO Moyu	GK	2	11 MAY 1997		
4	TOMITA Mayo	GK	2	14 DEC 1988		
1	FUJIMURA Mai	FP	2	9 AUG 2000	2	
5	KOZE Kanae	FP	2	22 FEB 2000	1	
6	KAWAI Nene	FP	1	28 FEB 2002		
7	TANAKA Nozomi	FP	2	3 DEC 1995	3	
8	TOMIMORI Miho	FP	2	11 JUL 2000	12	2
9	INOUE Kaho	FP	2	17 MAY 1996	3	1
10	IWATA Naomi	FP	2	23 SEP 1995		1
11	IDA Honoka	FP	2	27 SEP 1999	1	
12	KOBAYASHI Haruka	FP	2	4 APR 1999	2	
17	NAKAZAWA Negai	FP	2	12 NOV 2003	9	3
Team Average					33	7
Coach	NAGASHIMA Masakazu					


JPN - Matches		
PR	CZE	23 - 10
PR	USA	10 - 16
PR	AUS	14 JUL

AUS - Australia


No.	Name	Pos	MP	Date of Birth	Goals	Ass.
11	CUNNINGHAM Addie	GK	2	14 SEP 1992		
2	SMITH Sarah	FP	2	16 NOV 1995	1	1
3	LANE Bec	FP	2	9 SEP 1996	3	1
4	WILLIAMS Indyah	FP	2	25 JAN 2003		1
8	THORNE Abby	FP	2	9 JUL 2002	1	
9	MOLLISON Sarah	FP	2	3 FEB 1987	2	1
12	KWAS Theo	FP	2	9 DEC 1995	6	
14	DOSTER Cassidy	FP	2	19 DEC 1996	5	
15	PARKER Olivia	FP	2	3 JAN 1997	2	
18	BROWN Tegan	FP	2	5 FEB 1986		
22	YU Bonnie	FP	2	9 JUN 2001	2	
24	LATCH Georgia	FP	2	25 JUL 2002		4
Team Average					22	8
Coach	ADAMS Trish					

AUS - Matches		
PR	USA	6 - 16
PR	CZE	16 - 8
PR	JPN	14 JUL

Legend:	(C) Captain	Ass. Assists	MP Matches Played	No. Number	Pos Playing Position
----------------	-------------	--------------	-------------------	------------	----------------------

Timing and Results provided by  TISSOT





Game No: 9

Results

JPN 8 vs 11 AUS

Head Official: FUKA Bohdan (CZE)
Official: BROOKS Lyndsay (CAN)
Official: LEAHY Michael (GBR)

RUNNING SCORE
JPN - AUS

JPN - Japan

Players		G/S	A	P	SOG	GB	CT	TO	DC	Penalties			
No.	Name									Pos	GC	YC	RC
1	FUJIMURA Mai	FP	0/2	1	1	1	3		1				
5	KOZE Kanae	FP	1/1		1	1	2		1				
6	KAWAI Nene	FP											
7	TANAKA Nozomi	FP							2				
8	TOMIMORI Miho	FP	2/8		2	6		2					
9	INOUE Kaho	FP	1/7	2	3	4	1	4	0				
10	IWATA Naomi	FP								1			0:30
11	IDA Honoka	FP	0/2	1	1	2	1	1			1		1:00
12	KOBAYASHI Haruka	FP	1/3		1	2							
17	NAKAZAWA Negai	FP	3/8		3	5		2		1			0:30
2	TAKEMOTO Moyu	GK					2						
4	TOMITA Mayo	GK											
Totals			8/31	4	12	21	9	11	2	2	1		2:00

Goalies		SV	GA	Min.
2	TAKEMOTO Moyu	13	11	32:00
4	TOMITA Mayo			
Totals		13	11	32:00

AUS - Australia

Players		G/S	A	P	SOG	GB	CT	TO	DC	Penalties			
No.	Name									Pos	GC	YC	RC
2	SMITH Sarah	FP	1/2		1	2	2	3	1				0:30
3	LANE Bec	FP	1/3	1	2	2	1		0	1			0:30
4	WILLIAMS Indyah	FP	1/2		1	2		1					
8	THORNE Abby	FP											
9	MOLLISON Sarah	FP	0/3										
12	KWAS Theo	FP	3/7	1	4	6	1	3	1	1			0:30
14	DOSTER Cassidy	FP	1/2		1	2	3	2		1			0:30
15	PARKER Olivia	FP	0/1	1	1	1	2						
18	BROWN Tegan	FP	0/3			1		1					
22	YU Bonnie	FP	1/4		1	4	6	1			1		1:00
24	LATCH Georgia	FP	3/5	1	4	4							
11	CUNNINGHAM Addie	GK					2						
Totals			11/32	4	15	24	17	11	4	4	1		3:00

Goalies		SV	GA	Min.
11	CUNNINGHAM Addie	13	8	32:00
Totals		13	8	32:00

1st Quarter
0 (5') 1 YU B
TOMIMORI M 1 (3') 1
KOZE K 2 (1') 1

2nd Quarter
INOUE K 3 (8') 1
3 (7') 2 LATCH G
3 (4') 3 SMITH S
NAKAZAWA N 4 (3') 3
4 (2') 4 KWAS T
TOMIMORI M 5 (1') 4
5 (1') 5 WILLIAMS I

3rd Quarter
5 (8') 6 KWAS T
KOBAYASHI H 6 (6') 6
6 (5') 7 LATCH G
6 (1') 8 LATCH G


4th Quarter
NAKAZAWA N 7 (8') 8
NAKAZAWA N 8 (4') 8
8 (3') 9 DOSTER C
8 (3') 10 KWAS T
8 (2') 11 LANE B

Legend:

A Assists	CT Caused Turnovers	DC Draw Controls	FP Field Player	GA Goals Allowed	GB Ground Ball
GC Green Card	GK Goalkeeper	G/S Goals/Shots	Min. Minutes	No. Number	P Scorer Points
Pos Playing Position	RC Red Card	SOG Shots on Goal	SV Saves	TO Turnovers	YC Yellow Card

Timing and Results provided by **TISSOT**





Game No: 12

Start List

USA vs CZE

Head Official: MACNEILL Cheryl (CAN)
Official: OWEN Lara (GBR)
Official: GOTO Sachi (JPN)

USA - United States of America

No.	Name	Pos	MP	Date of Birth	Goals	Ass.
9	DOUCETTE Madison	GK	2	11 JAN 2000		
29	HICKLEN Haley	GK	2	17 DEC 1996		
1	PETTY Paige	FP	2	2 JUL 1998	1	1
3	CHOMA Kasey	FP	2	6 AUG 2001	6	1
8	SMITH Belle	FP	2	29 AUG 2001	6	1
10	AHERN Madison	FP	2	25 JUN 2001	3	4
11	PAVINELLI Danielle	FP	2	28 DEC 2001	4	
12	MASERA Ellie	FP	2	24 JUL 2002	3	1
13	SWART Sam	FP	2	21 MAR 1999		1
18	TYRRELL Meaghan	FP	2	28 JUL 2000	5	
21	WURZBURGER Caitlyn	FP	2	25 JUL 2001	4	4
24	DONOVAN Marge	FP	2	10 NOV 1998		1
Team Average					32	14
Coach	O'LEARY Amanda					


USA - Matches		
PR	AUS	16 - 6
PR	JPN	16 - 10
PR	CZE	14 JUL

CZE - Czech Republic


No.	Name	Pos	MP	Date of Birth	Goals	Ass.
1	NICOVA Anna	GK	2	10 FEB 1988		
23	DVORAKOVA Katerina	GK	2	13 MAR 1989		
8	VRABCOVA Marketa	FP	2	9 JAN 1993		
11	SEMERAKOVA Linda	FP	2	14 OCT 2003		
12	SRCHOVA Michaela	FP	2	19 JUL 1989	6	
13	BARTUSKOVA Tereza	FP	2	13 SEP 1994	1	
14	HRAZANKOVA Julie	FP	2	28 JUN 1992		1
16	KREUZOVA Tereza	FP	2	4 JUN 1998	1	
17	LOTTMANN Anna	FP	2	7 MAR 1991	4	1
18	MALINOVSKA Marketa	FP	2	15 SEP 2000	4	5
38	STEDRA Viktorie	FP	2	8 SEP 2004	2	
88	RAKOVA Katerina	FP	2	31 JAN 1988		
Team Average					18	7
Coach	ONDRACEK Adam					

CZE - Matches		
PR	JPN	10 - 23
PR	AUS	8 - 16
PR	USA	14 JUL

Legend:	(C) Captain	Ass. Assists	MP Matches Played	No. Number	Pos Playing Position
----------------	-------------	--------------	-------------------	------------	----------------------

Timing and Results provided by  TISSOT





Game No: 12

Results

USA 25 vs 6 CZE

Head Official: MACNEILL Cheryl (CAN)
Official: OWEN Lara (GBR)
Official: GOTO Sachi (JPN)

RUNNING SCORE
USA - CZE

USA - United States of America

Players		G/S	A	P	SOG	GB	CT	TO	DC	Penalties				
No.	Name									Pos	GC	YC	RC	Min.
1	PETTY Paige	FP	2/3		2	2								
3	CHOMA Kasey	FP	3/6		3	3	2							
8	SMITH Belle	FP	4/6	2	6	6	3							
10	AHERN Madison	FP	4/5	1	5	5		1	1					
11	PAVINELLI Danielle	FP	4/4		4	4	2		2	1				
12	MASERA Ellie	FP	3/7	2	5	6	2							
13	SWART Sam	FP	1/3	1	2	3	1							
18	TYRRELL Meaghan	FP	2/3		2	3	1							
21	WURZBURGER Caitlyn	FP	1/4	3	4	4	2							
24	DONOVAN Marge	FP		1	1		2							
9	DOUCETTE Madison	GK						1						
29	HICKLEN Haley	GK	1/1		1	1	1	1						
Totals			25/42	10	35	37	16		5	2				

Goalies	SV	GA	Min.
9 DOUCETTE Madison	10	6	32:00
29 HICKLEN Haley			
Totals	10	6	32:00

CZE - Czech Republic

Players		G/S	A	P	SOG	GB	CT	TO	DC	Penalties				
No.	Name									Pos	GC	YC	RC	Min.
8	VRABCOVA Marketa	FP	1/1		1	1								
11	SEMERAKOVA Linda	FP						1			1			1:00
12	SRCHOVA Michaela	FP	1/6		1	6		1	0		1			1:00
13	BARTUSKOVA Tereza	FP		1	1			1						
14	HRAZANKOVA Julie	FP	0/1				1	4						
16	KREUZOVA Tereza	FP					1	6			1			1:00
17	LOTTMANN Anna	FP	3/6	1	4	6		3						
18	MALINOVSKA Marketa	FP	1/4	3	4	2	1	1						
38	STEDRA Viktorie	FP	0/1			1		4			2			2:00
88	RAKOVA Katerina	FP									2			2:00
1	NICOVA Anna	GK												
23	DVORAKOVA Katerina	GK						1						
Totals			6/19	5	11	16	3	21	4		7			7:00

Goalies	SV	GA	Min.
1 NICOVA Anna			
23 DVORAKOVA Katerina	12	25	32:00
Totals	12	25	32:00

1st Quarter

PAVINELLI D	1 (7') 0
AHERN M	2 (6') 0
CHOMA K	3 (6') 0
MASERA E	4 (5') 0
PETTY P	5 (4') 0
PAVINELLI D	6 (2') 0
CHOMA K	7 (1') 0
TYRRELL M	8 (1') 0
MASERA E	9 (1') 0

2nd Quarter

CHOMA K	10 (7') 0
	10 (7') 1 M VRABCOVA
SWART S	11 (7') 1
MASERA E	12 (6') 1
AHERN M	13 (6') 1
WURZBURGER C	14 (4') 1
PAVINELLI D	15 (3') 1

3rd Quarter

PAVINELLI D	16 (8') 1
	16 (8') 2 A LOTTMANN
	16 (7') 3 A LOTTMANN
TYRRELL M	17 (7') 3
SMITH B	18 (5') 3
	18 (4') 4 A LOTTMANN
AHERN M	19 (3') 4
SMITH B	20 (2') 4
	20 (1') 5 M SRCHOVA

4th Quarter

SMITH B	21 (8') 5
AHERN M	22 (8') 5
SMITH B	23 (7') 5
PETTY P	24 (6') 5
	24 (5') 6 M MALINOVSKA
HICKLEN H	25 (4') 6

Legend:											
A	Assists	CT	Caused Turnovers	DC	Draw Controls	FP	Field Player	GA	Goals Allowed	GB	Ground Ball
GC	Green Card	GK	Goalkeeper	G/S	Goals/Shots	Min.	Minutes	No.	Number	P	Scorer Points
Pos	Playing Position	RC	Red Card	SOG	Shots on Goal	SV	Saves	TO	Turnovers	YC	Yellow Card

Timing and Results provided by TISSOT