



Wheelchair Rugby





	Wheelchair Rugby	1
1	Table of Contents	2
2	Competition Schedule	4
3	Medallists by Event	5
4	Medal Standings	6
5	Mixed Team	7
5.1	Team Roster	8
5.1.1	Team Roster - CAN	8
5.1.2	Team Roster - GBR	9
5.1.3	Team Roster - GER	10
5.1.4	Team Roster - JPN	11
5.1.5	Team Roster - SUI	12
5.1.6	Team Roster - USA	13
5.2	Tournament Summary	14
5.3	Medallists (Team)	15
5.4	Finals	16
5.4.1	5th Place Game #X16	16
5.4.1.1	Start List SUI - USA	16
5.4.1.2	Results SUI - USA	17
5.4.2	Bronze Medal Game #X17	18
5.4.2.1	Start List GER - CAN	18
5.4.2.2	Results GER - CAN	19
5.4.3	Gold Medal Game #X18	20
5.4.3.1	Start List GBR - JPN	20
5.4.3.2	Results GBR - JPN	21
5.5	Preliminary Round	22
5.5.1	Game #X01	22
5.5.1.1	Start List USA - JPN	22
5.5.1.2	Results USA - JPN	23
5.5.2	Game #X02	24
5.5.2.1	Start List GER - CAN	24
5.5.2.2	Results GER - CAN	25
5.5.3	Game #X03	26
5.5.3.1	Start List SUI - GBR	26
5.5.3.2	Results SUI - GBR	27
5.5.4	Game #X04	28
5.5.4.1	Start List JPN - GER	28

5.5.4.2	Results JPN - GER	29
5.5.5	Game #X05	30
5.5.5.1	Start List CAN - GBR	30
5.5.5.2	Results CAN - GBR	31
5.5.6	Game #X06	32
5.5.6.1	Start List JPN - SUI	32
5.5.6.2	Results JPN - SUI	33
5.5.7	Game #X07	34
5.5.7.1	Start List GBR - USA	34
5.5.7.2	Results GBR - USA	35
5.5.8	Game #X08	36
5.5.8.1	Start List CAN - SUI	36
5.5.8.2	Results CAN - SUI	37
5.5.9	Game #X09	38
5.5.9.1	Start List GER - USA	38
5.5.9.2	Results GER - USA	39
5.5.10	Game #X10	40
5.5.10.1	Start List JPN - GBR	40
5.5.10.2	Results JPN - GBR	41
5.5.11	Game #X11	42
5.5.11.1	Start List USA - CAN	42
5.5.11.2	Results USA - CAN	43
5.5.12	Game #X12	44
5.5.12.1	Start List SUI - GER	44
5.5.12.2	Results SUI - GER	45
5.5.13	Game #X13	46
5.5.13.1	Start List CAN - JPN	46
5.5.13.2	Results CAN - JPN	47
5.5.14	Game #X14	48
5.5.14.1	Start List GBR - GER	48
5.5.14.2	Results GBR - GER	49
5.5.15	Game #X15	50
5.5.15.1	Start List SUI - USA	50
5.5.15.2	Results SUI - USA	51




Competition Schedule

As of SAT 16 JUL 2022 At 18:21

Date	Session	Start Time	Estimated Finish Time	Teams	Phase	Match Number
THU 14 JUL	WR01	9:00	10:15	USA - JPN	Preliminary Round	1
	WR02	11:00	12:15	GER - CAN	Preliminary Round	2
	WR03	13:00	14:15	SUI - GBR	Preliminary Round	3
	WR04	15:00	16:15	JPN - GER	Preliminary Round	4
	WR05	17:00	18:15	CAN - GBR	Preliminary Round	5
FRI 15 JUL	WR06	9:00	10:15	JPN - SUI	Preliminary Round	6
	WR07	11:00	12:15	GBR - USA	Preliminary Round	7
	WR08	13:00	14:15	CAN - SUI	Preliminary Round	8
	WR09	15:00	16:15	GER - USA	Preliminary Round	9
	WR10	17:00	18:15	JPN - GBR	Preliminary Round	10
SAT 16 JUL	WR11	9:00	10:15	USA - CAN	Preliminary Round	11
	WR12	11:00	12:15	SUI - GER	Preliminary Round	12
	WR13	13:00	14:15	CAN - JPN	Preliminary Round	13
	WR14	15:00	16:15	GBR - GER	Preliminary Round	14
	WR15	17:00	18:15	SUI - USA	Preliminary Round	15
SUN 17 JUL	WR16	8:30	9:45	SUI - USA	5th Place Game	16
	WR17	10:15	11:30	GER - CAN	Bronze Medal Game	17
	WR18	12:00	13:15	GBR - JPN	Gold Medal Game	18

Note:

Please check INFO for more details and the latest updates.

Timing and Results provided by  TISSOT

WRU-----C08 2

Report Created SAT 16 JUL 2022 18:21

Page 1 / 1





Medallists by Event

As of SUN 17 JUL 2022 At 13:11

Event	Date	Medal	Name	Country Code
Mixed Tournament	17 JUL 2022	GOLD	3 Myles PEARSON 6 Sam DICKINSON 7 Kylie GRIMES 8 Nick CUMMINS 9 David COWLING 12 Luke WILSON 14 Daniel KELLETT	GBR
		SILVER	1 Hidefumi WAKAYAMA 2 Yuki HASEGAWA 3 Kae KURAHASHI 9 Tomoaki IMAI 15 Kotaro KISHI 20 Takayuki NORIMATSU 22 Seiya NORIMATSU 23 Hitoshi OGAWA	JPN
		BRONZE	5 Peter SCHREINER 6 Christian RIEDEL 7 Britta KRIPKE 11 Thomas SCHUWJE 13 Robert TEICHMANN 21 Florian BONGARD 25 Niklas BRASCHOSS	GER






Medal Standings

As of SUN 17 JUL 2022 At 13:11

Rank	Country	Mixed				Total				Rank by Total
		G	S	B	Tot	G	S	B	Tot	
1	GBR - Great Britain	1			1	1			1	=1
2	JPN - Japan		1		1		1		1	=1
3	GER - Germany			1	1			1	1	=1
Total		1	1	1	3	1	1	1	3	

Legend:
 = Equal sign indicates that two or more countries share the same rank by total
 S Silver **Tot** Total B Bronze G Gold

Timing and Results provided by 





Wheelchair Rugby

Mixed Team





Team Roster

As of THU 14 JUL 2022 At 10:27


CAN - Canada

No.	Name	Gender	Sport Class	Date of Birth	Club	Int'l. Games Played
7	Byron GREEN	M	0.5	26 APR 1984		
10	Trevor HIRSCHFIELD	M	1.0	21 DEC 1983		
12	Patrice DAGENAIS	M	1.0	10 APR 1984		
13	Kristen CAMERON	W	0.5	30 MAR 1985		
15	Patrice SIMARD	M	1.5	19 JAN 1979		
22	Melanie LABELLE	W	1.0	4 JUN 1985		
41	Eric RODRIGUES	M	0.5	5 JUL 1979		
43	Maxime DROLET-GAUTHIER	M	1.0	17 OCT 1993		

Coach: WHITEHEAD Mike

Team Colours Top
Uniform 1 red
Uniform 2 black

Legend:	C	Captain	F	Female	M	Male	No.	Uniform Number
----------------	---	---------	---	--------	---	------	-----	----------------

Timing and Results provided by  TISSOT





Team Roster

As of THU 14 JUL 2022 At 12:28


GBR - Great Britain

No.	Name	Gender	Sport Class	Date of Birth	Club	Int'l. Games Played
3	Myles PEARSON	M	1.5	15 MAR 1993		
6	Sam DICKINSON	M	0.5	21 MAR 1992		
7	Kylie GRIMES	W	0.5	7 DEC 1987		
8	Nick CUMMINS	M	1.5	4 AUG 1985		
9	David COWLING	M	1.0	5 FEB 1976		
12	Luke WILSON	M	1.0	31 MAY 1986		
14	Daniel KELLETT	M	0.5	4 AUG 1992		

Coach: TARR Rob

Team Colours **Top**
Uniform 1 white
Uniform 2 red

Legend:	C	F	M	No.
	Captain	Female	Male	Uniform Number

Timing and Results provided by  TISSOT

WRUOTEAM4---35070-----_C33_OGBR 3

Report Created THU 14 JUL 2022 12:28

Page 1 / 1





Team Roster

As of THU 14 JUL 2022 At 10:46


GER - Germany

No.	Name	Gender	Sport Class	Date of Birth	Club	Int'l. Games Played
5	Peter SCHREINER	M	0.5	17 JAN 1969		
6	Christian RIEDEL	M	0.5	2 OCT 1970		
7	Britta KRIPKE	W	0.5	3 JUL 1977		
11	Thomas SCHUWJE	M	1.5	31 DEC 1983		
13	Robert TEICHMANN	M	1.0	13 JAN 1975		
21	Florian BONGARD	M	1.0	30 DEC 1993		
25	Niklas BRASCHOSS	M	1.0	27 JUL 2001		

Coach: Christian RIEDEL

Team Colours **Top**
Uniform 1 white
Uniform 2 black

Legend:	C	F	M	No.
	Captain	Female	Male	Uniform Number

Timing and Results provided by  TISSOT

WRUOTEAM4---35070-----_C33_OGER 4

Report Created THU 14 JUL 2022 10:46

Page 1 / 1





Team Roster

As of THU 14 JUL 2022 At 7:30

JPN - Japan

No.	Name	Gender	Sport Class	Date of Birth	Club	Int'l. Games Played
1	Hidefumi WAKAYAMA	M	1.0	3 JAN 1985		
2	Yuki HASEGAWA	M	0.5	5 OCT 1992		
3	Kae KURAHASHI	W	0.5	15 SEP 1990		
9	Tomoaki IMAI	M	1.0	12 MAR 1983		
15	Kotaro KISHI	M	0.5	8 OCT 1971		
20	Takayuki NORIMATSU	M	1.5	28 FEB 1987		
22	Seiya NORIMATSU	M	1.5	2 APR 1990		
23	Hitoshi OGAWA	M	1.0	2 JUN 1994		

Coach: ORR Kevin (USA)

Team Colours
Uniform 1 Top white
Uniform 2 red

Legend:	C Captain	F Female	M Male	No. Uniform Number
----------------	------------------	-----------------	---------------	---------------------------

Timing and Results provided by 





Team Roster

As of THU 14 JUL 2022 At 12:28


SUI - Switzerland

No.	Name	Gender	Sport Class	Date of Birth	Club	Int'l. Games Played
1	Roger SUTER	M	1.0	2 AUG 1967		
2	Christian HAHNEL	M	1.5	24 JUN 1982		
3	Andreas BRANDLI	M	1.5	4 OCT 1977		
5	Adrian MOSER	M	1.0	5 NOV 1982		
6	Peter ROOS	M	0.5	27 FEB 1984		
11	Yves LANGHARD	M	1.0	2 MAY 1998		
12	Jonathan BALTENSBERGER	M	0.5	8 JAN 1986		
22	Patrick GOSTELI	M	0.5	9 SEP 1991		

Coach: WIELAND Roland

Team Colours **Top**
Uniform 1 white
Uniform 2 red

Legend:	C Captain	F Female	M Male	No. Uniform Number
----------------	------------------	-----------------	---------------	---------------------------

Timing and Results provided by  TISSOT





Team Roster

As of THU 14 JUL 2022 At 8:05


USA - United States of America

No.	Name	Gender	Sport Class	Date of Birth	Club	Int'l. Games Played
2	Zachary BRADLEY	M	1.5	3 JAN 1992		
3	Jeremy HANNAFORD	M	1.0	25 JUL 1983		
5	Daniel ORTIZ	M	1.0	14 JUL 1996		
10	Mike DEYOUNG	M	0.5	29 NOV 1981		
12	Sebastian BROUSSARD	M	0.5	15 MAR 1999		
15	Ryan ENGELBY	M	1.5	15 OCT 1980		
21	Joel RODRIGUEZ	M	1.0	19 JUL 1989		
22	John MILSTEAD	M	0.5	22 APR 1977		

Coach: KEARLEY Steve

Team Colours Top
Uniform 1 white
Uniform 2 navy

Legend:	C	Captain	F	Female	M	Male	No.	Uniform Number
----------------	---	---------	---	--------	---	------	-----	----------------

Timing and Results provided by 





Tournament Summary

As of SUN 17 JUL 2022 At 13:10

Today's Matches

Teams	Start Time	Period 1	Period 2	Period 3	Period 4	Overtime	Total
SUI - USA	8:30	6-9	10-8	9-6	9-9	-	34-32
GER - CAN	10:15	11-8	11-6	10-8	12-8	-	44-30
GBR - JPN	12:00	7-4	9-7	12-6	7-6	-	35-23

Group A							
Rank		GBR	JPN	GER	CAN	SUI	USA
1	GBR		46-27	38-32	42-30	51-17	47-12
2	JPN	27-46		35-30	38-33	36-16	50-14
3	GER	32-38	30-35		41-33	41-23	59-15
4	CAN	30-42	33-38	33-41		37-15	45-28
5	SUI	17-51	16-36	23-41	15-37		40-30
6	USA	12-47	14-50	15-59	28-45	30-40	

Matches			Tries			Points
Played	Won	Lost	For	Agst	Diff.	
5	5	0	224	118	106	10
5	4	1	186	139	47	8
5	3	2	203	144	59	6
5	2	3	178	164	14	4
5	1	4	111	195	-84	2
5	0	5	99	241	-142	0

Date	Start Time	Phase	Match No.	Teams	Result
17 JUL	8:30	5th Place Game	16	Switzerland - United States of America	34 - 32
	10:15	Bronze Medal Game	17	Germany - Canada	44 - 30
	12:00	Gold Medal Game	18	Great Britain - Japan	35 - 23

Final Standings

Medal	Rank	Team
Gold	1	GBR-Great Britain
Silver	2	JPN-Japan
Bronze	3	GER-Germany
	4	CAN-Canada
	5	SUI-Switzerland
	6	USA-United States of America

Legend:
Agst Against Diff. Difference

Timing and Results provided by  TISSOT





Medallists (Team)

GOLD	SILVER	BRONZE
GBR - Great Britain 3 Myles PEARSON 6 Sam DICKINSON 7 Kylie GRIMES 8 Nick CUMMINS 9 David COWLING 12 Luke WILSON 14 Daniel KELLETT	JPN - Japan 1 Hidefumi WAKAYAMA 2 Yuki HASEGAWA 3 Kae KURAHASHI 9 Tomoaki IMAI 15 Kotaro KISHI 20 Takayuki NORIMATSU 22 Seiya NORIMATSU 23 Hitoshi OGAWA	GER - Germany 5 Peter SCHREINER 6 Christian RIEDEL 7 Britta KRIPKE 11 Thomas SCHUWJE 13 Robert TEICHMANN 21 Florian BONGARD 25 Niklas BRASCHOSS



Start List

Match No: 16

SUI - USA

Referees: BESCIAK Elzbieta Katarzyna (POL)
AZZI Sophia (FRA)

Technical Commissioner: RUST Martha (USA)

SUI - Switzerland

Colours: white Top

No.	Name	Sport Class	Age	T	OF	DF	TO	ST	P	M	SUI Matches		
1	Roger SUTER	1.0	54	1.5			1.3	0.3		7:25	PR	GBR	17-51
2	Christian HAHNEL	1.5	40	2.4	0.4	0.8	1.4	0.2	0.8	17:04	PR	JPN	16-36
3	Andreas BRANDLI	1.5	44	3.0	0.2	0.2	0.6	0.6	0.2	8:58	PR	CAN	15-37
5	Adrian MOSER	1.0	39	6.2	0.4	0.6	3.8	2.8	0.6	26:23	PR	GER	23-41
6	Peter ROOS	0.5	38	3.4	0.6	0.8	1.2	0.4	0.8	26:43	PR	USA	40-30
11	Yves LANGHARD	1.0	24	2.6	0.4	0.4	1.6	1.0	0.4	11:03			
12	Jonathan BALTENSPERGER	0.5	36	1.8			0.4			12:06			
22	Patrick GOSTELI	0.5	30	1.6	0.4	0.4	3.0	0.2	0.6	19:43			

Coach: WIELAND Roland


USA - United States of America

Colours: navy Top

No.	Name	Sport Class	Age	T	OF	DF	TO	ST	P	M	USA Matches		
2	Zachary BRADLEY	1.5	30	1.5	0.3		3.5	0.8		8:45	PR	JPN	14-50
3	Jeremy HANNAFORD	1.0	38	1.0	0.2		1.8	0.4		11:37	PR	GBR	12-47
5	Daniel ORTIZ	1.0	26	3.2			1.2	0.4		14:38	PR	GER	15-59
10	Mike DEYOUNG	0.5	40	1.0		0.8	2.4	0.2	0.8	19:10	PR	CAN	28-45
12	Sebastian BROUSSARD	0.5	23	0.3			1.8	0.5		14:41	PR	SUI	30-40
15	Ryan ENGELBY	1.5	41	6.2	0.4	0.4	2.6	2.0	0.4	17:33			
21	Joel RODRIGUEZ	1.0	32	4.8	0.8	0.4	5.0	2.0	0.6	19:20			
22	John MILSTEAD	0.5	45	1.8	0.2		3.2	0.4		20:57			

Coach: KEARLEY Steve

Legend:									
(C)	Captain	DF	Defensive fouls per game	M	Minutes per game	No.	Uniform number	OF	Offensive fouls per game
P	Penalties per game	PR	Preliminary Round	ST	Steals per game	T	Tries per Game	TO	Turnovers per game

Timing and Results provided by  TISSOT





Results

Match No: 16

SUI 34 - 32 USA

Referees: BESCIAK Elzbieta Katarzyna (POL)
AZZI Sophia (FRA)

Technical Commissioner: RUST Martha (USA)

	P1	P2	P3	P4
SUI	6	10	9	9
USA	9	8	6	9

SUI - Switzerland

Colours: white Top

No.	Name	Min	Sport Class	Tries	OF	DF	TO	ST	FF	2FF =DQF	DQF	PT
	1 Roger SUTER			1.0								
*	2 Christian HAHNEL	7:47	1.5	5		1						1
	3 Andreas BRANDLI	24:13	1.5	10	1	1	3	2				1
*	5 Adrian MOSER	32:00	1.0	8		3	4	3				3
*	6 Peter ROOS	32:00	0.5	4		1	2					1
	11 Yves LANGHARD			1.0								
	12 Jonathan BALTENSPERGER	15:36	0.5									
*	22 Patrick GOSTELI	16:24	0.5	7		1						1
	TEAM TOTALS			34	1	7	9	5				7

Coach: WIELAND Roland

USA - United States of America

Colours: navy Top

No.	Name	Min	Sport Class	Tries	OF	DF	TO	ST	FF	2FF =DQF	DQF	PT
	2 Zachary BRADLEY	9:49	1.5				1					
	3 Jeremy HANNAFORD			1.0								
	5 Daniel ORTIZ	9:49	1.0	1								
*	10 Mike DEYOUNG	32:00	0.5	1	1	1	1	2				1
	12 Sebastian BROUSSARD			0.5								
*	15 Ryan ENGELBY	22:11	1.5	14	1		3	8				
*	21 Joel RODRIGUEZ	22:11	1.0	10	1	1	8	2				1
*	22 John MILSTEAD	32:00	0.5	5			4					
	TEAM TOTALS			32	3	2	17	12				2

Coach: KEARLEY Steve

Note:
Tries allocated in the 'Team' location are Penalty Tries

Legend:

*	starting line up for P1	(C)	Captain	DF	Defensive Fouls	DQF	Disqualifying Foul
FF	Flagrant foul	Min	Minutes	No.	Uniform Number	OF	Offensive fouls
Px	Period	PT	Penalties	ST	Steals	TO	Turnovers

Timing and Results provided by 



Start List

Match No: 17

GER - CAN

Referees: WILLIAMS Johnathan (USA)
PLAXE Daniel (USA)

Technical Commissioner: MORENO Christopher (USA)

GER - Germany

Colours: white Top

No.	Name	Sport Class	Age	T	OF	DF	TO	ST	P	M	GER Matches		
5	Peter SCHREINER	0.5	53								PR	CAN	41-33
6	Christian RIEDEL	0.5	51	3.4	0.6		1.4	0.6		27:50	PR	JPN	30-35
7	Britta KRIPKE	0.5	45	6.2	0.2		0.8	2.2		28:01	PR	USA	59-15
11	Thomas SCHUWJE	1.5	38	15.6			3.8	6.0		26:22	PR	SUI	41-23
13	Robert TEICHMANN	1.0	47	8.0		0.4	1.2	1.4	0.4	28:20	PR	GBR	32-38
21	Florian BONGARD	1.0	28	2.3			0.8	1.8		11:35			
25	Niklas BRASCHOSS	1.0	20	7.7			0.3	3.3		13:35			

Coach: Christian RIEDEL


CAN - Canada

Colours: black Top

No.	Name	Sport Class	Age	T	OF	DF	TO	ST	P	M	CAN Matches		
7	Byron GREEN	0.5	38	0.6			0.4	0.2		13:00	PR	GER	33-41
10	Trevor HIRSCHFIELD	1.0	38	12.2		0.8	2.4	3.4	0.8	26:32	PR	GBR	30-42
12	Patrice DAGENAIS	1.0	38	10.6		0.2	3.2	4.0	0.2	27:38	PR	SUI	37-15
13	Kristen CAMERON	0.5	37	0.2		0.6	0.2		0.8	14:44	PR	USA	45-28
15	Patrice SIMARD	1.5	43	7.4		0.2	1.0	1.8	0.2	24:08	PR	JPN	33-38
22	Melanie LABELLE	1.0	37	0.8			0.6	0.2		11:03			
41	Eric RODRIGUES	0.5	43	0.8			0.5	0.3		12:02			
43	Maxime DROLET-GAUTHIER	1.0	28	3.5			1.3	0.3		16:08			

Coach: WHITEHEAD Mike

Legend:									
(C)	Captain	DF	Defensive fouls per game	M	Minutes per game	No.	Uniform number	OF	Offensive fouls per game
P	Penalties per game	PR	Preliminary Round	ST	Steals per game	T	Tries per Game	TO	Turnovers per game

Timing and Results provided by  TISSOT





Results

Match No: 17

GER 44 - 30 CAN

Referees: WILLIAMS Johnathan (USA)
PLAXE Daniel (USA)

Technical Commissioner: MORENO Christopher (USA)

	P1	P2	P3	P4
GER	11	11	10	12
CAN	8	6	8	8

GER - Germany Colours: white Top

No.	Name	Min	Sport Class	Tries	OF	DF	TO	ST	FF	2FF =DQF	DQF	PT
	5 Peter SCHREINER			0.5								
*	6 Christian RIEDEL	30:41		0.5			1	1				
*	7 Britta KRIPKE	32:00		0.5			1	1				1
*	11 Thomas SCHUWJE	30:41		1.5			1	3				1
*	13 Robert TEICHMANN	20:54		1.0				1				
	21 Florian BONGARD	6:17		1.0				1				
	25 Niklas BRASCHOSS	7:27		1.0							1	
	TEAM											2
	TOTALS					2	7	12				2

CAN - Canada Colours: black Top

No.	Name	Min	Sport Class	Tries	OF	DF	TO	ST	FF	2FF =DQF	DQF	PT
	7 Byron GREEN	6:59		0.5				2				
*	10 Trevor HIRSCHFIELD	22:57		1.0			1	1				2
*	12 Patrice DAGENAIS	30:12		1.0			7	1				
*	13 Kristen CAMERON	12:44		0.5								
*	15 Patrice SIMARD	23:35		1.5			1					1
	22 Melanie LABELLE	10:44		1.0	1	1						1
	41 Eric RODRIGUES	12:17		0.5								
	43 Maxime DROLET-GAUTHIER	8:32		1.0								
	TEAM											2
	TOTALS				30	1	4	9	4			4

Coach: WHITEHEAD Mike

Note:
Tries allocated in the 'Team' location are Penalty Tries

Legend:

*	starting line up for P1	(C)	Captain	DF	Defensive Fouls	DQF	Disqualifying Foul
FF	Flagrant foul	Min	Minutes	No.	Uniform Number	OF	Offensive fouls
Px	Period	PT	Penalties	ST	Steals	TO	Turnovers

Timing and Results provided by  TISSOT





Start List

Match No: 18

GBR - JPN

Referees: ZIELSKA Elwira (POL)
BROADHEAD Cameron (CAN)

Technical Commissioner: RUST Martha (USA)

GBR - Great Britain

Colours: white Top

No.	Name	Sport Class	Age	T	OF	DF	TO	ST	P	M	GBR Matches		
3	Myles PEARSON	1.5	29	12.2	0.4		2.0	4.8		20:57	PR	SUI	51 - 17
6	Sam DICKINSON	0.5	30	1.0			0.2	0.2		12:23	PR	CAN	42 - 30
7	Kylie GRIMES	0.5	34	0.8			0.2	0.2		19:32	PR	USA	47 - 12
8	Nick CUMMINS	1.5	36	18.4			1.0	4.8		26:15	PR	JPN	46 - 27
9	David COWLING	1.0	46	6.2	0.2	0.4	0.8	2.4	0.4	15:14	PR	GER	38 - 32
12	Luke WILSON	1.0	36	1.3			0.3	0.3		8:57			
14	Daniel KELLETT	0.5	29	5.0		0.4	1.0	2.6	0.4	28:13			

Coach: TARR Rob

JPN - Japan


Colours: red Top

No.	Name	Sport Class	Age	T	OF	DF	TO	ST	P	M	JPN Matches		
1	Hidefumi WAKAYAMA	1.0	37	5.8			1.0	1.6		15:45	PR	USA	50 - 14
2	Yuki HASEGAWA	0.5	29	0.4	0.2		0.8			23:02	PR	GER	35 - 30
3	Kae KURAHASHI	0.5	31				0.2			18:32	PR	SUI	36 - 16
9	Tomoaki IMAI	1.0	39	2.6	0.2	0.2	1.6	1.2	0.2	12:41	PR	GBR	27 - 46
15	Kotaro KISHI	0.5	50			0.2	0.2	0.2	0.2	9:47	PR	CAN	38 - 33
20	Takayuki NORIMATSU	1.5	35	8.2		0.2	2.4	1.2	0.2	15:40			
22	Seiya NORIMATSU	1.5	32	14.4	0.4	0.2	1.4	4.8	0.2	20:24			
23	Hitoshi OGAWA	1.0	28	5.4		0.2	1.6	0.6	0.2	15:23			

Coach: ORR Kevin (USA)

Legend:

(C)	Captain	DF	Defensive fouls per game	M	Minutes per game	No.	Uniform number	OF	Offensive fouls per game
P	Penalties per game	PR	Preliminary Round	ST	Steals per game	T	Tries per Game	TO	Turnovers per game

Timing and Results provided by  TISSOT



Results

Match No: 18

GBR 35 - 23 JPN

Referees: ZIELSKA Elwira (POL)
BROADHEAD Cameron (CAN)

Technical Commissioner: RUST Martha (USA)

	P1	P2	P3	P4
GBR	7	9	12	7
JPN	4	7	6	6

GBR - Great Britain

Colours: white Top

No.	Name	Min	Sport Class	Tries	OF	DF	TO	ST	FF	2FF =DQF	DQF	PT
*	3 Myles PEARSON	25:01	1.5	15		1	3	3				1
	6 Sam DICKINSON	8:44	0.5				1					
*	7 Kylie GRIMES	23:16	0.5				1					
*	8 Nick CUMMINS	29:05	1.5	19			2	4				
	9 David COWLING	9:54	1.0	1								
	12 Luke WILSON	1:10	1.0									
*	14 Daniel KELLETT	30:50	0.5			2	1	1				2
	TEAM TOTALS			35		3	8	8				3

Coach: TARR Rob

JPN - Japan

Colours: red Top

No.	Name	Min	Sport Class	Tries	OF	DF	TO	ST	FF	2FF =DQF	DQF	PT
*	1 Hidefumi WAKAYAMA	9:39	1.0	4			2					
	2 Yuki HASEGAWA	26:45	0.5	1			2					
*	3 Kae KURAHASHI	28:57	0.5	1								
*	9 Tomoaki IMAI	9:39	1.0	3								
	15 Kotaro KISHI	7:27	0.5			1						1
	20 Takayuki NORIMATSU	25:15	1.5	6	1	1	4					1
*	22 Seiya NORIMATSU	30:21	1.5	6			5	2				
	23 Hitoshi OGAWA	7:33	1.0	2			2	1				
	TEAM TOTALS			23	1	2	15	3				2

Coach: ORR Kevin (USA)

Note:
Tries allocated in the 'Team' location are Penalty Tries

Legend:

*	starting line up for P1	(C)	Captain	DF	Defensive Fouls	DQF	Disqualifying Foul
FF	Flagrant foul	Min	Minutes	No.	Uniform Number	OF	Offensive fouls
Px	Period	PT	Penalties	ST	Steals	TO	Turnovers

Timing and Results provided by 



Start List

Match No: 1

USA - JPN

Referees: AZZI Sophia (FRA)
ZIELSKA Elwira (POL)

Technical Commissioner: RUST Martha (USA)

USA - United States of America

Colours: white Top

No.	Name	Sport Class	Age	T	OF	DF	TO	ST	P	M	USA Matches		
2	Zachary BRADLEY	1.5	30								PR	JPN	14 JUL
3	Jeremy HANNAFORD	1.0	38								PR	GBR	15 JUL
5	Daniel ORTIZ	1.0	26								PR	GER	15 JUL
10	Mike DEYOUNG	0.5	40								PR	CAN	16 JUL
12	Sebastian BROUSSARD	0.5	23								PR	SUI	16 JUL
15	Ryan ENGELBY	1.5	41										
21	Joel RODRIGUEZ	1.0	32										
22	John MILSTEAD	0.5	45										

Coach: KEARLEY Steve

JPN - Japan

Colours: red Top

No.	Name	Sport Class	Age	T	OF	DF	TO	ST	P	M	JPN Matches		
1	Hidefumi WAKAYAMA	1.0	37								PR	USA	14 JUL
2	Yuki HASEGAWA	0.5	29								PR	GER	14 JUL
3	Kae KURAHASHI	0.5	31								PR	SUI	15 JUL
9	Tomoaki IMAI	1.0	39								PR	GBR	15 JUL
15	Kotaro KISHI	0.5	50								PR	CAN	16 JUL
20	Takayuki NORIMATSU	1.5	35										
22	Seiya NORIMATSU	1.5	32										
23	Hitoshi OGAWA	1.0	28										

Coach: ORR Kevin (USA)

Legend:											
(C)	Captain	DF	Defensive fouls per game	M	Minutes per game	No.	Uniform number	OF	Offensive fouls per game		
P	Penalties per game	PR	Preliminary Round	ST	Steals per game	T	Tries per Game	TO	Turnovers per game		

Timing and Results provided by 





Results

Match No: 1

USA 14 - 50 JPN

Referees: AZZI Sophia (FRA)
ZIELSKA Elwira (POL)

Technical Commissioner: RUST Martha (USA)

	P1	P2	P3	P4
USA	3	4	6	1
JPN	12	16	11	11

USA - United States of America

Colours: white Top

No.	Name	Min	Sport Class	Tries	OF	DF	TO	ST	FF	2FF =DQF	DQF	PT
2	Zachary BRADLEY	3:18	1.5				3					
3	Jeremy HANNAFORD	10:31	1.0		1		1					
5	Daniel ORTIZ	25:14	1.0	2			3					
*	10 Mike DEYOUNG	8:09	0.5	1			3					
12	Sebastian BROUSSARD	20:17	0.5				3	1				
*	15 Ryan ENGELBY	21:08	1.5	4		1	2	3				1
*	21 Joel RODRIGUEZ	19:40	1.0	7			7	2				1
*	22 John MILSTEAD	19:43	0.5				6					
TEAM TOTALS				14	1	1	28	7				2

Coach: KEARLEY Steve

JPN - Japan

Colours: red Top

No.	Name	Min	Sport Class	Tries	OF	DF	TO	ST	FF	2FF =DQF	DQF	PT
1	Hidefumi WAKAYAMA	22:10	1.0	9				4				
*	2 Yuki HASEGAWA	25:22	0.5	1								
*	3 Kae KURAHASHI	9:50	0.5									
9	Tomoaki IMAI	17:27	1.0	5	1		2	4				
15	Kotaro KISHI	11:21	0.5					1				
*	20 Takayuki NORIMATSU	14:33	1.5	16			2	3				
*	22 Seiya NORIMATSU	9:50	1.5	6	1			6				
23	Hitoshi OGAWA	17:27	1.0	13			2	1				
TEAM TOTALS				50	2		6	19				


Coach: ORR Kevin (USA)

Note:

Tries allocated in the 'Team' location are Penalty Tries

Legend:

*	starting line up for P1	(C)	Captain	DF	Defensive Fouls	DQF	Disqualifying Foul
FF	Flagrant foul	Min	Minutes	No.	Uniform Number	OF	Offensive fouls
Px	Period	PT	Penalties	ST	Steals	TO	Turnovers

Timing and Results provided by  TISSOT



Start List

Match No: 2

GER - CAN

Referees: WILLIAMS Johnathan (USA)
BESCIAC Elzbieta Katarzyna (POL)

Technical Commissioner: MORENO Christopher (USA)

GER - Germany

Colours: white Top

No.	Name	Sport Class	Age	T	OF	DF	TO	ST	P	M	GER Matches		
5	Peter SCHREINER	0.5	53								PR	CAN	14 JUL
6	Christian RIEDEL	0.5	51								PR	JPN	14 JUL
7	Britta KRIPKE	0.5	45								PR	USA	15 JUL
11	Thomas SCHUWJE	1.5	38								PR	SUI	16 JUL
13	Robert TEICHMANN	1.0	47								PR	GBR	16 JUL
21	Florian BONGARD	1.0	28										
25	Niklas BRASCHOSS	1.0	20										

Coach: Christian RIEDEL

CAN - Canada

Colours: red Top

No.	Name	Sport Class	Age	T	OF	DF	TO	ST	P	M	CAN Matches		
7	Byron GREEN	0.5	38								PR	GER	14 JUL
10	Trevor HIRSCHFIELD	1.0	38								PR	GBR	14 JUL
12	Patrice DAGENAIS	1.0	38								PR	SUI	15 JUL
13	Kristen CAMERON	0.5	37								PR	USA	16 JUL
15	Patrice SIMARD	1.5	43								PR	JPN	16 JUL
22	Melanie LABELLE	1.0	37										
41	Eric RODRIGUES	0.5	43										
43	Maxime DROLET-GAUTHIER	1.0	28										

Coach: WHITEHEAD Mike

Legend:									
(C)	Captain	DF	Defensive fouls per game	M	Minutes per game	No.	Uniform number	OF	Offensive fouls per game
P	Penalties per game	PR	Preliminary Round	ST	Steals per game	T	Tries per Game	TO	Turnovers per game

Timing and Results provided by  TISSOT





Results

Match No: 2

GER 41 - 33 CAN

Referees: WILLIAMS Johnathan (USA)
BESCIAC Elzbieta Katarzyna (POL)

Technical Commissioner: MORENO Christopher (USA)

	P1	P2	P3	P4
GER	10	9	10	12
CAN	9	8	10	6

GER - Germany

Colours: white Top

No.	Name	Min	Sport Class	Tries	OF	DF	TO	ST	FF	2FF =DQF	DQF	PT
5	Peter SCHREINER			0.5								
*	6 Christian RIEDEL	30:22		0.5	1		1	1				
*	7 Britta KRIPKE	32:00		0.5	9			4				
*	11 Thomas SCHUWJE	30:22		1.5	21		1	7				
*	13 Robert TEICHMANN	32:00		1.0	8		2					
	21 Florian BONGARD	1:38		1.0	1							
	25 Niklas BRASCHOSS	1:38		1.0								
	TEAM				1							
	TOTALS				41		4	12				

Coach: Christian RIEDEL

CAN - Canada

Colours: red Top


No.	Name	Min	Sport Class	Tries	OF	DF	TO	ST	FF	2FF =DQF	DQF	PT
7	Byron GREEN	7:36		0.5	2							
*	10 Trevor HIRSCHFIELD	30:22		1.0	14	2	1	2				2
*	12 Patrice DAGENAIS	29:48		1.0	8	1	4	2				1
*	13 Kristen CAMERON	10:52		0.5		1						1
*	15 Patrice SIMARD	14:34		1.5	5			1				
	22 Melanie LABELLE	6:08		1.0	1		1					
	41 Eric RODRIGUES	16:43		0.5								
	43 Maxime DROLET-GAUTHIER	23:11		1.0	3							
	TEAM											
	TOTALS				33	4	6	5				4

Coach: WHITEHEAD Mike

Note:
Tries allocated in the 'Team' location are Penalty Tries

Legend:

*	starting line up for P1	(C)	Captain	DF	Defensive Fouls	DQF	Disqualifying Foul
FF	Flagrant foul	Min	Minutes	No.	Uniform Number	OF	Offensive fouls
Px	Period	PT	Penalties	ST	Steals	TO	Turnovers

Timing and Results provided by 



Start List

Match No: 3

SUI - GBR

Referees: PLAXE Daniel (USA)
BROADHEAD Cameron (CAN)

Technical Commissioner: RUST Martha (USA)

SUI - Switzerland

Colours: white Top

No.	Name	Sport Class	Age	T	OF	DF	TO	ST	P	M	SUI Matches		
1	Roger SUTER	1.0	54								PR	GBR	14 JUL
2	Christian HAHNEL	1.5	40								PR	JPN	15 JUL
3	Andreas BRANDLI	1.5	44								PR	CAN	15 JUL
5	Adrian MOSER	1.0	39								PR	GER	16 JUL
6	Peter ROOS	0.5	38								PR	USA	16 JUL
11	Yves LANGHARD	1.0	24										
12	Jonathan BALTENSBERGER	0.5	36										
22	Patrick GOSTELI	0.5	30										

Coach: WIELAND Roland

GBR - Great Britain

Colours: red Top

No.	Name	Sport Class	Age	T	OF	DF	TO	ST	P	M	GBR Matches		
3	Myles PEARSON	1.5	29								PR	SUI	14 JUL
6	Sam DICKINSON	0.5	30								PR	CAN	14 JUL
7	Kylie GRIMES	0.5	34								PR	USA	15 JUL
8	Nick CUMMINS	1.5	36								PR	JPN	15 JUL
9	David COWLING	1.0	46								PR	GER	16 JUL
12	Luke WILSON	1.0	36										
14	Daniel KELLETT	0.5	29										

Coach: TARR Rob

Legend:	(C) Captain	DF	Defensive fouls per game	M	Minutes per game	No.	Uniform number	OF	Offensive fouls per game
	P Penalties per game	PR	Preliminary Round	ST	Steals per game	T	Tries per Game	TO	Turnovers per game

Timing and Results provided by 





Results

Match No: 3

SUI 17 - 51 GBR

Referees: PLAXE Daniel (USA)
BROADHEAD Cameron (CAN)

Technical Commissioner: RUST Martha (USA)

	P1	P2	P3	P4
SUI	4	5	4	4
GBR	14	13	13	11

SUI - Switzerland

Colours: white Top

No.	Name	Min	Sport Class	Tries	OF	DF	TO	ST	FF	2FF =DQF	DQF	PT
	1 Roger SUTER	11:31	1.0									
*	2 Christian HAHNEL	16:31	1.5	2	1	1	2					1
	3 Andreas BRANDLI	3:58	1.5	1			1					
*	5 Adrian MOSER	26:53	1.0	6		1	4	4				1
*	6 Peter ROOS	23:21	0.5	4								
	11 Yves LANGHARD	14:10	1.0	3			4					
	12 Jonathan BALTENSPERGER	13:58	0.5	1			2					
*	22 Patrick GOSTELI	17:38	0.5				5	1				
	TEAM TOTALS			17	1	3	18	5				3

Coach: WIELAND Roland

GBR - Great Britain

Colours: red Top

No.	Name	Min	Sport Class	Tries	OF	DF	TO	ST	FF	2FF =DQF	DQF	PT
*	3 Myles PEARSON	26:09	1.5	16	1		2	9				
	6 Sam DICKINSON	5:20	0.5									
*	7 Kylie GRIMES	25:37	0.5	1								
*	8 Nick CUMMINS	27:52	1.5	23			1	8				
	9 David COWLING	11:02	1.0	7	1		1	2				
	12 Luke WILSON	8:00	1.0									
*	14 Daniel KELLETT	24:00	0.5	3			1	3				
	TEAM TOTALS			51	2		5	22				

Coach: TARR Rob

Note:
Tries allocated in the 'Team' location are Penalty Tries

Legend:

*	starting line up for P1	(C)	Captain	DF	Defensive Fouls	DQF	Disqualifying Foul
FF	Flagrant foul	Min	Minutes	No.	Uniform Number	OF	Offensive fouls
Px	Period	PT	Penalties	ST	Steals	TO	Turnovers

Timing and Results provided by 



Start List

Match No: 4

JPN - GER

Referees: ZIELSKA Elwira (POL)
WILLIAMS Johnathan (USA)

Technical Commissioner: MORENO Christopher (USA)

JPN - Japan

Colours: white Top

No.	Name	Sport Class	Age	T	OF	DF	TO	ST	P	M	JPN Matches		
1	Hidefumi WAKAYAMA	1.0	37	9.0				4.0		22:10	PR	USA	50 - 14
2	Yuki HASEGAWA	0.5	29	1.0						25:22	PR	GER	14 JUL
3	Kae KURAHASHI	0.5	31							9:50	PR	SUI	15 JUL
9	Tomoaki IMAI	1.0	39	5.0	1.0		2.0	4.0		17:27	PR	GBR	15 JUL
15	Kotaro KISHI	0.5	50					1.0		11:21	PR	CAN	16 JUL
20	Takayuki NORIMATSU	1.5	35	16.0			2.0	3.0		14:33			
22	Seiya NORIMATSU	1.5	32	6.0	1.0			6.0		9:50			
23	Hitoshi OGAWA	1.0	28	13.0			2.0	1.0		17:27			

Coach: ORR Kevin (USA)


GER - Germany

Colours: black Top

No.	Name	Sport Class	Age	T	OF	DF	TO	ST	P	M	GER Matches		
5	Peter SCHREINER	0.5	53								PR	CAN	41 - 33
6	Christian RIEDEL	0.5	51	1.0			1.0	1.0		30:22	PR	JPN	14 JUL
7	Britta KRIPKE	0.5	45	9.0				4.0		32:00	PR	USA	15 JUL
11	Thomas SCHUWJE	1.5	38	21.0			1.0	7.0		30:22	PR	SUI	16 JUL
13	Robert TEICHMANN	1.0	47	8.0			2.0			32:00	PR	GBR	16 JUL
21	Florian BONGARD	1.0	28	1.0						1:38			
25	Niklas BRASCHOSS	1.0	20							1:38			

Legend:

(C)	Captain	DF	Defensive fouls per game	M	Minutes per game	No.	Uniform number	OF	Offensive fouls per game
P	Penalties per game	PR	Preliminary Round	ST	Steals per game	T	Tries per Game	TO	Turnovers per game

Timing and Results provided by  TISSOT





Results

Match No: 4

JPN 35 - 30 GER

Referees: ZIELSKA Elwira (POL)
WILLIAMS Johnathan (USA)

Technical Commissioner: MORENO Christopher (USA)

	P1	P2	P3	P4
JPN	9	7	8	11
GER	7	9	7	7

JPN - Japan Colours: white Top

No.	Name	Min	Sport Class	Tries	OF	DF	TO	ST	FF	2FF =DQF	DQF	PT
	1 Hidefumi WAKAYAMA	11:00	1.0	5			1					
	2 Yuki HASEGAWA	21:15	0.5									
*	3 Kae KURAHASHI	24:23	0.5									
	9 Tomoaki IMAI	14:07	1.0	3		1	1	1				1
	15 Kotaro KISHI	4:15	0.5									
*	20 Takayuki NORIMATSU	17:58	1.5	7		1	3	1				1
*	22 Seiya NORIMATSU	24:23	1.5	19				3				
	23 Hitoshi OGAWA	10:39	1.0	1			3					
	TEAM TOTALS			35		2	8	5				2

Coach: ORR Kevin (USA)

GER - Germany Colours: black Top

No.	Name	Min	Sport Class	Tries	OF	DF	TO	ST	FF	2FF =DQF	DQF	PT
	5 Peter SCHREINER		0.5									
*	6 Christian RIEDEL	32:00	0.5	4			3					
*	7 Britta KRIPKE	32:00	0.5	2	1		3	1				
*	11 Thomas SCHUWJE	32:00	1.5	14			6	3				
*	13 Robert TEICHMANN	27:33	1.0	9		1	1	1				1
	21 Florian BONGARD	4:27	1.0									
	25 Niklas BRASCHOSS		1.0									
	TEAM TOTALS			30	1	1	13	5				1

Note:
Tries allocated in the 'Team' location are Penalty Tries

Legend:

*	starting line up for P1	(C)	Captain	DF	Defensive Fouls	DQF	Disqualifying Foul
FF	Flagrant foul	Min	Minutes	No.	Uniform Number	OF	Offensive fouls
Px	Period	PT	Penalties	ST	Steals	TO	Turnovers

Timing and Results provided by 



Start List

Match No: 5

CAN - GBR

Referees: BESCIAK Elzbieta Katarzyna (POL)
PLAXE Daniel (USA)

Technical Commissioner: RUST Martha (USA)

CAN - Canada

Colours: black Top

No.	Name	Sport Class	Age	T	OF	DF	TO	ST	P	M	CAN Matches		
7	Byron GREEN	0.5	38	2.0						7:36	PR	GER	33 - 41
10	Trevor HIRSCHFIELD	1.0	38	14.0		2.0	1.0	2.0	2.0	30:22	PR	GBR	14 JUL
12	Patrice DAGENAIS	1.0	38	8.0		1.0	4.0	2.0	1.0	29:48	PR	SUI	15 JUL
13	Kristen CAMERON	0.5	37			1.0			1.0	10:52	PR	USA	16 JUL
15	Patrice SIMARD	1.5	43	5.0				1.0		14:34	PR	JPN	16 JUL
22	Melanie LABELLE	1.0	37	1.0			1.0			6:08			
41	Eric RODRIGUES	0.5	43							16:43			
43	Maxime DROLET-GAUTHIER	1.0	28	3.0						23:11			

Coach: WHITEHEAD Mike


GBR - Great Britain

Colours: red Top

No.	Name	Sport Class	Age	T	OF	DF	TO	ST	P	M	GBR Matches		
3	Myles PEARSON	1.5	29	16.0	1.0		2.0	9.0		26:09	PR	SUI	51 - 17
6	Sam DICKINSON	0.5	30							5:20	PR	CAN	14 JUL
7	Kylie GRIMES	0.5	34	1.0						25:37	PR	USA	15 JUL
8	Nick CUMMINS	1.5	36	23.0			1.0	8.0		27:52	PR	JPN	15 JUL
9	David COWLING	1.0	46	7.0	1.0		1.0	2.0		11:02	PR	GER	16 JUL
12	Luke WILSON	1.0	36							8:00			
14	Daniel KELLETT	0.5	29	3.0			1.0	3.0		24:00			

Coach: TARR Rob

Legend:	(C) Captain	DF	Defensive fouls per game	M	Minutes per game	No.	Uniform number	OF	Offensive fouls per game
	P Penalties per game	PR	Preliminary Round	ST	Steals per game	T	Tries per Game	TO	Turnovers per game

Timing and Results provided by 





Results

Match No: 5

CAN 30 - 42 GBR

Referees: BESCIAK Elzbieta Katarzyna (POL)
PLAXE Daniel (USA)

Technical Commissioner: RUST Martha (USA)

	P1	P2	P3	P4
CAN	9	7	7	7
GBR	9	12	11	10

CAN - Canada

Colours: black Top

No.	Name	Min	Sport Class	Tries	OF	DF	TO	ST	FF	2FF =DQF	DQF	PT
	7 Byron GREEN	8:34		0.5								
*	10 Trevor HIRSCHFIELD	28:32		1.0			4	6				
*	12 Patrice DAGENAIS	28:54		1.0			3	5				
*	13 Kristen CAMERON	13:48		0.5								
*	15 Patrice SIMARD	17:30		1.5			2	1				
	22 Melanie LABELLE	2:12		1.0			1					
	41 Eric RODRIGUES	15:25		0.5			2					
	43 Maxime DROLET-GAUTHIER	21:39		1.0			4					
	TEAM TOTALS				30		16	12				

Coach: WHITEHEAD Mike

GBR - Great Britain

Colours: red Top

No.	Name	Min	Sport Class	Tries	OF	DF	TO	ST	FF	2FF =DQF	DQF	PT
*	3 Myles PEARSON	18:16		1.5			2	2				
	6 Sam DICKINSON	13:57		0.5								
*	7 Kylie GRIMES	18:16		0.5								
*	8 Nick CUMMINS	29:06		1.5				6				
	9 David COWLING	16:25		1.0			2	3				
	12 Luke WILSON	2:41		1.0								
*	14 Daniel KELLETT	29:19		0.5		1	1	3				1
	TEAM TOTALS				42	1	5	14				1

Coach: TARR Rob

Note:
Tries allocated in the 'Team' location are Penalty Tries

Legend:

*	starting line up for P1	(C)	Captain	DF	Defensive Fouls	DQF	Disqualifying Foul
FF	Flagrant foul	Min	Minutes	No.	Uniform Number	OF	Offensive fouls
Px	Period	PT	Penalties	ST	Steals	TO	Turnovers

Timing and Results provided by 





Start List

Match No: 6

JPN - SUI

Referees: WILLIAMS Johnathan (USA)
AZZI Sophia (FRA)

Technical Commissioner: MORENO Christopher (USA)

JPN - Japan

Colours: white Top

No.	Name	Sport Class	Age	T	OF	DF	TO	ST	P	M	JPN Matches		
1	Hidefumi WAKAYAMA	1.0	37	7.0			0.5	2.0		16:35	PR	USA	50 - 14
2	Yuki HASEGAWA	0.5	29	0.5						23:18	PR	GER	35 - 30
3	Kae KURAHASHI	0.5	31							17:06	PR	SUI	15 JUL
9	Tomoaki IMAI	1.0	39	4.0	0.5	0.5	1.5	2.5	0.5	15:47	PR	GBR	15 JUL
15	Kotaro KISHI	0.5	50					0.5		7:48	PR	CAN	16 JUL
20	Takayuki NORIMATSU	1.5	35	11.5		0.5	2.5	2.0	0.5	16:15			
22	Seiya NORIMATSU	1.5	32	12.5	0.5			4.5		17:06			
23	Hitoshi OGAWA	1.0	28	7.0			2.5	0.5		14:03			

Coach: ORR Kevin (USA)

SUI - Switzerland

Colours: red Top

No.	Name	Sport Class	Age	T	OF	DF	TO	ST	P	M	SUI Matches		
1	Roger SUTER	1.0	54							11:31	PR	GBR	17 - 51
2	Christian HAHNEL	1.5	40	2.0	1.0	1.0	2.0		1.0	16:31	PR	JPN	15 JUL
3	Andreas BRANDLI	1.5	44	1.0			1.0			3:58	PR	CAN	15 JUL
5	Adrian MOSER	1.0	39	6.0		1.0	4.0	4.0	1.0	26:53	PR	GER	16 JUL
6	Peter ROOS	0.5	38	4.0						23:21	PR	USA	16 JUL
11	Yves LANGHARD	1.0	24	3.0			4.0			14:10			
12	Jonathan BALTENSPERGER	0.5	36	1.0			2.0			13:58			
22	Patrick GOSTELI	0.5	30				5.0	1.0		17:38			

Coach: WIELAND Roland

Legend:									
(C)	Captain	DF	Defensive fouls per game	M	Minutes per game	No.	Uniform number	OF	Offensive fouls per game
P	Penalties per game	PR	Preliminary Round	ST	Steals per game	T	Tries per Game	TO	Turnovers per game

Timing and Results provided by  TISSOT





Results

Match No: 6

JPN 36 - 16 SUI

Referees: WILLIAMS Johnathan (USA)
AZZI Sophia (FRA)

Technical Commissioner: MORENO Christopher (USA)

	P1	P2	P3	P4
JPN	8	9	8	11
SUI	4	4	3	5

JPN - Japan Colours: white Top

No.	Name	Min	Sport Class	Tries	OF	DF	TO	ST	FF	2FF =DQF	DQF	PT
	1 Hidefumi WAKAYAMA	14:38	1.0	6			1	3				
*	2 Yuki HASEGAWA	17:22	0.5				1					
*	3 Kae KURAHASHI	16:52	0.5									
	9 Tomoaki IMAI	14:38	1.0	1			2	1				
	15 Kotaro KISHI	15:08	0.5			1	1					1
*	20 Takayuki NORIMATSU	14:39	1.5	6			2	1				
*	22 Seiya NORIMATSU	19:28	1.5	16	1		1	9				
	23 Hitoshi OGAWA	15:15	1.0	7				2				
	TEAM TOTALS			36	1	1	8	16				1

Coach: ORR Kevin (USA)

SUI - Switzerland Colours: red Top


No.	Name	Min	Sport Class	Tries	OF	DF	TO	ST	FF	2FF =DQF	DQF	PT
	1 Roger SUTER	8:00	1.0	4			1					
*	2 Christian HAHNEL	18:31	1.5	1	1		1					
	3 Andreas BRANDLI	5:29	1.5		1							
*	5 Adrian MOSER	26:31	1.0	3	1	1	2	2				1
*	6 Peter ROOS	24:00	0.5	3	1	1	3					1
	11 Yves LANGHARD	13:29	1.0	1		1	1					1
	12 Jonathan BALTENSPERGER	10:24	0.5	2								
*	22 Patrick GOSTELI	21:36	0.5	2		1	4					2
	TEAM TOTALS			16	4	4	12	2				5

Coach: WIELAND Roland

Note:
Tries allocated in the 'Team' location are Penalty Tries

Legend:

*	starting line up for P1	(C)	Captain	DF	Defensive Fouls	DQF	Disqualifying Foul
FF	Flagrant foul	Min	Minutes	No.	Uniform Number	OF	Offensive fouls
Px	Period	PT	Penalties	ST	Steals	TO	Turnovers

Timing and Results provided by  TISSOT



Start List

Match No: 7

GBR - USA

Referees: BROADHEAD Cameron (CAN)
BESCIAK Elzbieta Katarzyna (POL)

Technical Commissioner: RUST Martha (USA)

GBR - Great Britain

Colours: white Top

No.	Name	Sport Class	Age	T	OF	DF	TO	ST	P	M	GBR Matches		
3	Myles PEARSON	1.5	29	13.0	0.5		2.0	5.5		22:12	PR	SUI	51 - 17
6	Sam DICKINSON	0.5	30	1.0						9:38	PR	CAN	42 - 30
7	Kylie GRIMES	0.5	34	1.0						21:56	PR	USA	15 JUL
8	Nick CUMMINS	1.5	36	20.5			0.5	7.0		28:29	PR	JPN	15 JUL
9	David COWLING	1.0	46	6.5	0.5		1.5	2.5		13:43	PR	GER	16 JUL
12	Luke WILSON	1.0	36							5:20			
14	Daniel KELLETT	0.5	29	4.0		0.5	1.0	3.0	0.5	26:39			

Coach: TARR Rob


USA - United States of America

Colours: navy Top

No.	Name	Sport Class	Age	T	OF	DF	TO	ST	P	M	USA Matches		
2	Zachary BRADLEY	1.5	30				3.0			3:18	PR	JPN	14 - 50
3	Jeremy HANNAFORD	1.0	38		1.0		1.0			10:31	PR	GBR	15 JUL
5	Daniel ORTIZ	1.0	26	2.0			3.0			25:14	PR	GER	15 JUL
10	Mike DEYOUNG	0.5	40	1.0			3.0			8:09	PR	CAN	16 JUL
12	Sebastian BROUSSARD	0.5	23				3.0	1.0		20:17	PR	SUI	16 JUL
15	Ryan ENGELBY	1.5	41	4.0		1.0	2.0	3.0	1.0	21:08			
21	Joel RODRIGUEZ	1.0	32	7.0			7.0	2.0	1.0	19:40			
22	John MILSTEAD	0.5	45				6.0			19:43			

Coach: KEARLEY Steve

Legend:									
(C)	Captain	DF	Defensive fouls per game	M	Minutes per game	No.	Uniform number	OF	Offensive fouls per game
P	Penalties per game	PR	Preliminary Round	ST	Steals per game	T	Tries per Game	TO	Turnovers per game

Timing and Results provided by  TISSOT





Results

Match No: 7

GBR 47 - 12 USA

Referees: BROADHEAD Cameron (CAN)
BESCIAK Elzbieta Katarzyna (POL)

Technical Commissioner: RUST Martha (USA)

	P1	P2	P3	P4
GBR	14	13	10	10
USA	1	2	6	3

GBR - Great Britain

Colours: white Top

No.	Name	Min	Sport Class	Tries	OF	DF	TO	ST	FF	2FF =DQF	DQF	PT
*	3 Myles PEARSON	21:29	1.5	15			3	11				
	6 Sam DICKINSON	17:04	0.5	1				1				
*	7 Kylie GRIMES	14:56	0.5	1								
*	8 Nick CUMMINS	13:50	1.5	15			2	4				
	9 David COWLING	20:08	1.0	7				3				
	12 Luke WILSON	16:11	1.0	4			1	1				
*	14 Daniel KELLETT	24:22	0.5	4			2	2				
	TEAM TOTALS			47			8	22				

Coach: TARR Rob

USA - United States of America

Colours: navy Top


No.	Name	Min	Sport Class	Tries	OF	DF	TO	ST	FF	2FF =DQF	DQF	PT
	2 Zachary BRADLEY	8:55	1.5	3			6					
	3 Jeremy HANNAFORD	16:49	1.0				3	2				
	5 Daniel ORTIZ	8:54	1.0				1	1				
*	10 Mike DEYOUNG	18:34	0.5	2			5	1				
	12 Sebastian BROUSSARD	2:28	0.5				2	1				
*	15 Ryan ENGELBY	17:39	1.5	3			2	3				
*	21 Joel RODRIGUEZ	17:09	1.0	4		1	6					1
*	22 John MILSTEAD	21:32	0.5				3					
	TEAM TOTALS			12		1	28	8				1

Coach: KEARLEY Steve

Note:
Tries allocated in the 'Team' location are Penalty Tries

Legend:

*	starting line up for P1	(C)	Captain	DF	Defensive Fouls	DQF	Disqualifying Foul
FF	Flagrant foul	Min	Minutes	No.	Uniform Number	OF	Offensive fouls
Px	Period	PT	Penalties	ST	Steals	TO	Turnovers

Timing and Results provided by  TISSOT





Start List

Match No: 8

CAN - SUI

Referees: PLAXE Daniel (USA)
ZIELSKA Elwira (POL)

Technical Commissioner: MORENO Christopher (USA)

CAN - Canada

Colours: red Top

No.	Name	Sport Class	Age	T	OF	DF	TO	ST	P	M	CAN Matches		
7	Byron GREEN	0.5	38	1.0						8:05	PR	GER	33 - 41
10	Trevor HIRSCHFIELD	1.0	38	12.0		1.0	2.5	4.0	1.0	29:27	PR	GBR	30 - 42
12	Patrice DAGENAIS	1.0	38	6.5		0.5	3.5	3.5	0.5	29:21	PR	SUI	15 JUL
13	Kristen CAMERON	0.5	37			0.5			0.5	12:20	PR	USA	16 JUL
15	Patrice SIMARD	1.5	43	7.0			1.0	1.0		16:02	PR	JPN	16 JUL
22	Melanie LABELLE	1.0	37	0.5			1.0			4:10			
41	Eric RODRIGUES	0.5	43	1.0			1.0			16:04			
43	Maxime DROLET-GAUTHIER	1.0	28	3.5			2.0			22:25			

Coach: WHITEHEAD Mike


SUI - Switzerland

Colours: white Top

No.	Name	Sport Class	Age	T	OF	DF	TO	ST	P	M	SUI Matches		
1	Roger SUTER	1.0	54	2.0			0.5			9:45	PR	GBR	17 - 51
2	Christian HAHNEL	1.5	40	1.5	1.0	0.5	1.5		0.5	17:31	PR	JPN	16 - 36
3	Andreas BRANDLI	1.5	44	0.5	0.5		0.5			4:43	PR	CAN	15 JUL
5	Adrian MOSER	1.0	39	4.5	0.5	1.0	3.0	3.0	1.0	26:42	PR	GER	16 JUL
6	Peter ROOS	0.5	38	3.5	0.5	0.5	1.5		0.5	23:40	PR	USA	16 JUL
11	Yves LANGHARD	1.0	24	2.0		0.5	2.5		0.5	13:49			
12	Jonathan BALTENSPERGER	0.5	36	1.5			1.0			12:11			
22	Patrick GOSTELI	0.5	30	1.0		0.5	4.5	0.5	1.0	19:37			

Coach: WIELAND Roland

Legend:									
(C)	Captain	DF	Defensive fouls per game	M	Minutes per game	No.	Uniform number	OF	Offensive fouls per game
P	Penalties per game	PR	Preliminary Round	ST	Steals per game	T	Tries per Game	TO	Turnovers per game

Timing and Results provided by  TISSOT





Results

Match No: 8

CAN 37 - 15 SUI

Referees: PLAXE Daniel (USA)
ZIELSKA Elwira (POL)

Technical Commissioner: MORENO Christopher (USA)

	P1	P2	P3	P4
CAN	7	7	10	13
SUI	2	3	5	5

CAN - Canada Colours: red Top

No.	Name	Min	Sport Class	Tries	OF	DF	TO	ST	FF	2FF =DQF	DQF	PT
	7 Byron GREEN	13:31		0.5			1	1				
*	10 Trevor HIRSCHFIELD	24:53		1.0			1	5				
*	12 Patrice DAGENAIS	24:57		1.0			1	8				
*	13 Kristen CAMERON	8:45		0.5			1					
*	15 Patrice SIMARD	20:24		1.5			1	3				
	22 Melanie LABELLE	11:31		1.0				1				
	41 Eric RODRIGUES	10:08		0.5								
	43 Maxime DROLET-GAUTHIER	13:51		1.0			1					
	TEAM TOTALS				37		6	18				

Coach: WHITEHEAD Mike

SUI - Switzerland Colours: white Top

No.	Name	Min	Sport Class	Tries	OF	DF	TO	ST	FF	2FF =DQF	DQF	PT
	1 Roger SUTER			1.0			1					
*	2 Christian HAHNEL	24:00		1.5		2	2					2
	3 Andreas BRANDLI	8:00		1.5								
*	5 Adrian MOSER	28:09		1.0			5					
*	6 Peter ROOS	32:00		0.5	1		1					
	11 Yves LANGHARD	3:51		1.0			2	2				
*	12 Jonathan BALTENSPERGER	3:49		0.5								
	22 Patrick GOSTELI	28:11		0.5			2					
	TEAM TOTALS				15	1	2	13	2			2

Coach: WIELAND Roland

Note:
Tries allocated in the 'Team' location are Penalty Tries

Legend:

*	starting line up for P1	(C)	Captain	DF	Defensive Fouls	DQF	Disqualifying Foul
FF	Flagrant foul	Min	Minutes	No.	Uniform Number	OF	Offensive fouls
Px	Period	PT	Penalties	ST	Steals	TO	Turnovers

Timing and Results provided by 



Start List

Match No: 9

GER - USA

Referees: AZZI Sophia (FRA)
BROADHEAD Cameron (CAN)

Technical Commissioner: RUST Martha (USA)

GER - Germany

Colours: white Top

No.	Name	Sport Class	Age	T	OF	DF	TO	ST	P	M	GER Matches		
5	Peter SCHREINER	0.5	53								PR	CAN	41 - 33
6	Christian RIEDEL	0.5	51	2.5			2.0	0.5		31:11	PR	JPN	30 - 35
7	Britta KRIPKE	0.5	45	5.5	0.5		1.5	2.5		32:00	PR	USA	15 JUL
11	Thomas SCHUWJE	1.5	38	17.5			3.5	5.0		31:11	PR	SUI	16 JUL
13	Robert TEICHMANN	1.0	47	8.5		0.5	1.5	0.5	0.5	29:46	PR	GBR	16 JUL
21	Florian BONGARD	1.0	28	0.5						3:02			
25	Niklas BRASCHOSS	1.0	20							1:38			

Coach: Christian RIEDEL


USA - United States of America

Colours: navy Top

No.	Name	Sport Class	Age	T	OF	DF	TO	ST	P	M	USA Matches		
2	Zachary BRADLEY	1.5	30	1.5			4.5			6:06	PR	JPN	14 - 50
3	Jeremy HANNAFORD	1.0	38		0.5		2.0	1.0		13:40	PR	GBR	12 - 47
5	Daniel ORTIZ	1.0	26	1.0			2.0	0.5		17:04	PR	GER	15 JUL
10	Mike DEYOUNG	0.5	40	1.5			4.0	0.5		13:21	PR	CAN	16 JUL
12	Sebastian BROUSSARD	0.5	23				2.5	1.0		11:22	PR	SUI	16 JUL
15	Ryan ENGELBY	1.5	41	3.5		0.5	2.0	3.0	0.5	19:23			
21	Joel RODRIGUEZ	1.0	32	5.5		0.5	6.5	1.0	1.0	18:24			
22	John MILSTEAD	0.5	45				4.5			20:37			

Coach: KEARLEY Steve

Legend:									
(C)	Captain	DF	Defensive fouls per game	M	Minutes per game	No.	Uniform number	OF	Offensive fouls per game
P	Penalties per game	PR	Preliminary Round	ST	Steals per game	T	Tries per Game	TO	Turnovers per game

Timing and Results provided by  TISSOT





Results

Match No: 9

GER 59 - 15 USA

Referees: AZZI Sophia (FRA)
BROADHEAD Cameron (CAN)

Technical Commissioner: RUST Martha (USA)

	P1	P2	P3	P4
GER	17	17	9	16
USA	4	5	2	4

GER - Germany

Colours: white Top

No.	Name	Min	Sport Class	Tries	OF	DF	TO	ST	FF	2FF =DQF	DQF	PT
	5 Peter SCHREINER			0.5								
*	6 Christian RIEDEL	18:36		0.5	4		3	1				
*	7 Britta KRIPKE	19:47		0.5	8			3				
*	11 Thomas SCHUWJE	18:36		1.5	18		2	9				
	13 Robert TEICHMANN	25:37		1.0	9	1	1	5				1
	21 Florian BONGARD	24:36		1.0	6		1	5				
*	25 Niklas BRASCHOSS	20:48		1.0	14		1	8				
	TEAM TOTALS				59	1	8	32				1

Coach: Christian RIEDEL

USA - United States of America

Colours: navy Top

No.	Name	Min	Sport Class	Tries	OF	DF	TO	ST	FF	2FF =DQF	DQF	PT
	2 Zachary BRADLEY	6:49		1.5	1	1	3	2				
*	3 Jeremy HANNAFORD	20:35		1.0	2		2					
*	5 Daniel ORTIZ	13:02		1.0	4		1					
	10 Mike DEYOUNG	16:46		0.5	1	1	3					1
	12 Sebastian BROUSSARD	18:15		0.5	1		1					
	15 Ryan ENGELBY	9:45		1.5	2	1	3					1
*	21 Joel RODRIGUEZ	21:03		1.0	3	2	3	1				
*	22 John MILSTEAD	21:45		0.5	1	1	2					
	TEAM TOTALS				15	4	2	18	3			2

Coach: KEARLEY Steve

Note:
Tries allocated in the 'Team' location are Penalty Tries

Legend:

*	starting line up for P1	(C)	Captain	DF	Defensive Fouls	DQF	Disqualifying Foul
FF	Flagrant foul	Min	Minutes	No.	Uniform Number	OF	Offensive fouls
Px	Period	PT	Penalties	ST	Steals	TO	Turnovers

Timing and Results provided by 





Start List

Match No: 10

JPN - GBR

Referees: WILLIAMS Johnathan (USA)
BESCIAC Elzbieta Katarzyna (POL)

Technical Commissioner: MORENO Christopher (USA)

JPN - Japan

Colours: white Top

No.	Name	Sport Class	Age	T	OF	DF	TO	ST	P	M	JPN Matches		
1	Hidefumi WAKAYAMA	1.0	37	6.7			0.7	2.3		15:56	PR	USA	50 - 14
2	Yuki HASEGAWA	0.5	29	0.3			0.3			21:19	PR	GER	35 - 30
3	Kae KURAHASHI	0.5	31							17:01	PR	SUI	36 - 16
9	Tomoaki IMAI	1.0	39	3.0	0.3	0.3	1.7	2.0	0.3	15:24	PR	GBR	15 JUL
15	Kotaro KISHI	0.5	50			0.3	0.3	0.3	0.3	10:14	PR	CAN	16 JUL
20	Takayuki NORIMATSU	1.5	35	9.7		0.3	2.3	1.7	0.3	15:43			
22	Seiya NORIMATSU	1.5	32	13.7	0.7		0.3	6.0		17:53			
23	Hitoshi OGAWA	1.0	28	7.0			1.7	1.0		14:27			

Coach: ORR Kevin (USA)


GBR - Great Britain

Colours: red Top

No.	Name	Sport Class	Age	T	OF	DF	TO	ST	P	M	GBR Matches		
3	Myles PEARSON	1.5	29	13.7	0.3		2.3	7.3		21:58	PR	SUI	51 - 17
6	Sam DICKINSON	0.5	30	1.0				0.3		12:07	PR	CAN	42 - 30
7	Kylie GRIMES	0.5	34	1.0						19:36	PR	USA	47 - 12
8	Nick CUMMINS	1.5	36	18.7			1.0	6.0		23:36	PR	JPN	15 JUL
9	David COWLING	1.0	46	6.7	0.3		1.0	2.7		15:51	PR	GER	16 JUL
12	Luke WILSON	1.0	36	1.3			0.3	0.3		8:57			
14	Daniel KELLETT	0.5	29	4.0		0.3	1.3	2.7	0.3	25:53			

Coach: TARR Rob

Legend:	(C) Captain	DF	Defensive fouls per game	M	Minutes per game	No.	Uniform number	OF	Offensive fouls per game
	P Penalties per game	PR	Preliminary Round	ST	Steals per game	T	Tries per Game	TO	Turnovers per game

Timing and Results provided by 





Results

Match No: 10

JPN 27 - 46 GBR

Referees: WILLIAMS Johnathan (USA)
BESCIAC Elzbieta Katarzyna (POL)

Technical Commissioner: MORENO Christopher (USA)

	P1	P2	P3	P4
JPN	5	6	5	11
GBR	12	11	14	9

JPN - Japan Colours: white Top

No.	Name	Min	Sport Class	Tries	OF	DF	TO	ST	FF	2FF =DQF	DQF	PT
	1 Hidefumi WAKAYAMA	14:17	1.0	8			1	1				
*	2 Yuki HASEGAWA	23:12	0.5		1		3					
*	3 Kae KURAHASHI	15:14	0.5				1					
	9 Tomoaki IMAI	8:10	1.0	3			2					
	15 Kotaro KISHI	17:17	0.5									
*	20 Takayuki NORIMATSU	19:09	1.5	4			3					
*	22 Seiya NORIMATSU	16:48	1.5	8		1	4	1				1
	23 Hitoshi OGAWA	25:53	1.0	4			2					
	TEAM TOTALS			27	1	1	16	2				1

Coach: ORR Kevin (USA)

GBR - Great Britain Colours: red Top


No.	Name	Min	Sport Class	Tries	OF	DF	TO	ST	FF	2FF =DQF	DQF	PT
*	3 Myles PEARSON	22:00	1.5	10	1		2	1				
	6 Sam DICKINSON	10:32	0.5				1					
*	7 Kylie GRIMES	22:00	0.5	1				1				
*	8 Nick CUMMINS	28:28	1.5	20			2	5				
	9 David COWLING	13:32	1.0	5		1		3				1
	12 Luke WILSON		1.0									
*	14 Daniel KELLETT	31:28	0.5	9				2				
	TEAM TOTALS			46	1	1	5	12				1

Coach: TARR Rob

Note:
Tries allocated in the 'Team' location are Penalty Tries

Legend:

*	starting line up for P1	(C)	Captain	DF	Defensive Fouls	DQF	Disqualifying Foul
FF	Flagrant foul	Min	Minutes	No.	Uniform Number	OF	Offensive fouls
Px	Period	PT	Penalties	ST	Steals	TO	Turnovers

Timing and Results provided by 



Start List

Match No: 11

USA - CAN

Referees: AZZI Sophia (FRA)
ZIELSKA Elwira (POL)

Technical Commissioner: MORENO Christopher (USA)

USA - United States of America

Colours: white Top

No.	Name	Sport Class	Age	T	OF	DF	TO	ST	P	M	USA Matches		
2	Zachary BRADLEY	1.5	30	1.3	0.3		4.0	0.7		6:20	PR	JPN	14 - 50
3	Jeremy HANNAFORD	1.0	38	0.7	0.3		2.0	0.7		15:58	PR	GBR	12 - 47
5	Daniel ORTIZ	1.0	26	2.0			1.7	0.3		15:43	PR	GER	15 - 59
10	Mike DEYOUNG	0.5	40	1.3		0.3	3.7	0.3	0.3	14:29	PR	CAN	16 JUL
12	Sebastian BROUSSARD	0.5	23	0.3			2.0	0.7		13:40	PR	SUI	16 JUL
15	Ryan ENGELBY	1.5	41	3.0		0.7	2.3	2.0	0.7	16:10			
21	Joel RODRIGUEZ	1.0	32	4.7	0.7	0.3	5.3	1.0	0.7	19:17			
22	John MILSTEAD	0.5	45	0.3	0.3		3.7			21:00			

Coach: KEARLEY Steve


CAN - Canada

Colours: black Top

No.	Name	Sport Class	Age	T	OF	DF	TO	ST	P	M	CAN Matches		
7	Byron GREEN	0.5	38	0.7			0.3	0.3		9:53	PR	GER	33 - 41
10	Trevor HIRSCHFIELD	1.0	38	12.0		0.7	2.0	4.3	0.7	27:55	PR	GBR	30 - 42
12	Patrice DAGENAIS	1.0	38	8.7		0.3	2.7	5.0	0.3	27:53	PR	SUI	37 - 15
13	Kristen CAMERON	0.5	37	0.3		0.3	0.3		0.3	11:08	PR	USA	16 JUL
15	Patrice SIMARD	1.5	43	7.0			1.0	1.7		17:29	PR	JPN	16 JUL
22	Melanie LABELLE	1.0	37	0.7			0.7	0.3		6:37			
41	Eric RODRIGUES	0.5	43	0.7			0.7			14:05			
43	Maxime DROLET-GAUTHIER	1.0	28	3.3			1.7			19:33			

Coach: WHITEHEAD Mike

Legend:									
(C)	Captain	DF	Defensive fouls per game	M	Minutes per game	No.	Uniform number	OF	Offensive fouls per game
P	Penalties per game	PR	Preliminary Round	ST	Steals per game	T	Tries per Game	TO	Turnovers per game

Timing and Results provided by 





Results

Match No: 11

USA 28 - 45 CAN

Referees: AZZI Sophia (FRA)
ZIELSKA Elwira (POL)

Technical Commissioner: MORENO Christopher (USA)

	P1	P2	P3	P4
USA	5	4	9	10
CAN	10	12	10	13

USA - United States of America

Colours: white Top

No.	Name	Min	Sport Class	Tries	OF	DF	TO	ST	FF	2FF =DQF	DQF	PT
	2 Zachary BRADLEY	16:01	1.5				1					
*	3 Jeremy HANNAFORD	8:00	1.0	3			3					
	5 Daniel ORTIZ	19:52	1.0	6			1					
*	10 Mike DEYOUNG	26:23	0.5			3	1					3
*	12 Sebastian BROUSSARD	17:47	0.5				1					
*	15 Ryan ENGELBY	11:44	1.5	10			2	1				
	21 Joel RODRIGUEZ	12:14	1.0	6	1	1	4	4				1
	22 John MILSTEAD	15:59	0.5	3			3					
	TEAM TOTALS			28	1	4	16	5				4

Coach: KEARLEY Steve

CAN - Canada

Colours: black Top


No.	Name	Min	Sport Class	Tries	OF	DF	TO	ST	FF	2FF =DQF	DQF	PT
	7 Byron GREEN	30:47	0.5	1			1					
*	10 Trevor HIRSCHFIELD	18:33	1.0	15		1	4	1				1
*	12 Patrice DAGENAIS	17:57	1.0	13			1	5				
*	13 Kristen CAMERON	5:29	0.5									
*	15 Patrice SIMARD	36:25	1.5	8				1				
	22 Melanie LABELLE	30:56	1.0	2								
	41 Eric RODRIGUES	5:54	0.5	1				1				
	43 Maxime DROLET-GAUTHIER	5:54	1.0	3				1				
	TEAM TOTALS			45		1	6	9				1

Coach: WHITEHEAD Mike

Note:
Tries allocated in the 'Team' location are Penalty Tries

Legend:

*	starting line up for P1	(C)	Captain	DF	Defensive Fouls	DQF	Disqualifying Foul
FF	Flagrant foul	Min	Minutes	No.	Uniform Number	OF	Offensive fouls
Px	Period	PT	Penalties	ST	Steals	TO	Turnovers

Timing and Results provided by 





Start List

Match No: 12

SUI - GER

Referees: PLAXE Daniel (USA)
BROADHEAD Cameron (CAN)

Technical Commissioner: RUST Martha (USA)

SUI - Switzerland

Colours: white Top

No.	Name	Sport Class	Age	T	OF	DF	TO	ST	P	M	SUI Matches		
1	Roger SUTER	1.0	54	2.5			1.0			9:45	PR	GBR	17 - 51
2	Christian HAHNEL	1.5	40	1.3	0.7	1.0	1.7		1.0	19:40	PR	JPN	16 - 36
3	Andreas BRANDLI	1.5	44	0.7	0.3		0.3			5:49	PR	CAN	15 - 37
5	Adrian MOSER	1.0	39	4.3	0.3	0.7	3.7	2.0	0.7	27:11	PR	GER	16 JUL
6	Peter ROOS	0.5	38	3.0	0.7	0.3	1.3		0.3	26:27	PR	USA	16 JUL
11	Yves LANGHARD	1.0	24	2.0		0.3	2.3	0.7	0.3	10:30			
12	Jonathan BALTENSPERGER	0.5	36	1.7			0.7			9:23			
22	Patrick GOSTELI	0.5	30	1.3		0.3	3.7	0.3	0.7	22:28			


Coach: WIELAND Roland

GER - Germany

Colours: black Top

No.	Name	Sport Class	Age	T	OF	DF	TO	ST	P	M	GER Matches		
6	Christian RIEDEL	0.5	51	3.0			2.3	0.7		26:59	PR	CAN	41 - 33
7	Britta KRIPKE	0.5	45	6.3	0.3		1.0	2.7		27:55	PR	JPN	30 - 35
11	Thomas SCHUWJE	1.5	38	17.7			3.0	6.3		26:59	PR	USA	59 - 15
13	Robert TEICHMANN	1.0	47	8.7		0.7	1.3	2.0	0.7	28:23	PR	SUI	16 JUL
21	Florian BONGARD	1.0	28	2.3			0.3	1.7		10:13	PR	GBR	16 JUL
25	Niklas BRASCHOSS	1.0	20	7.0			0.5	4.0		11:13			

Legend:	(C) Captain	DF Defensive fouls per game	M Minutes per game	No. Uniform number	OF Offensive fouls per game
	P Penalties per game	PR Preliminary Round	ST Steals per game	T Tries per Game	TO Turnovers per game

Timing and Results provided by  TISSOT





Results

Match No: 12

SUI 23 - 41 GER

Referees: PLAXE Daniel (USA)
BROADHEAD Cameron (CAN)

Technical Commissioner: RUST Martha (USA)

	P1	P2	P3	P4
SUI	7	5	5	6
GER	11	12	7	11

SUI - Switzerland

Colours: white Top

No.	Name	Min	Sport Class	Tries	OF	DF	TO	ST	FF	2FF =DQF	DQF	PT
	1 Roger SUTER	6:23	1.0	1			2	1				
*	2 Christian HAHNEL	21:34	1.5	5		1	2	1				1
	3 Andreas BRANDLI	4:03	1.5	1			1					
*	5 Adrian MOSER	27:57	1.0	7		1	5	3				1
*	6 Peter ROOS	26:26	0.5	2		2	2					2
	11 Yves LANGHARD	10:26	1.0	3	1	1						1
	12 Jonathan BALTENSPERGER	14:47	0.5	3								
*	22 Patrick GOSTELI	16:24	0.5	1		1	4					1
	TEAM TOTALS			23	1	6	16	5				6

Coach: WIELAND Roland

GER - Germany


Colours: black Top

No.	Name	Min	Sport Class	Tries	OF	DF	TO	ST	FF	2FF =DQF	DQF	PT
*	6 Christian RIEDEL	26:14	0.5	5	1							
*	7 Britta KRIPKE	24:19	0.5	6				1				
*	11 Thomas SCHUWJE	18:54	1.5	10			2	4				
*	13 Robert TEICHMANN	24:33	1.0	8			1	1				
	21 Florian BONGARD	15:39	1.0	2			2	2				
	25 Niklas BRASCHOSS	18:21	1.0	9				2				
	TEAM TOTALS			41	1		5	10				

Note:
Tries allocated in the 'Team' location are Penalty Tries

Legend:

*	starting line up for P1	(C)	Captain	DF	Defensive Fouls	DQF	Disqualifying Foul
FF	Flagrant foul	Min	Minutes	No.	Uniform Number	OF	Offensive fouls
Px	Period	PT	Penalties	ST	Steals	TO	Turnovers

Timing and Results provided by 



Start List

Match No: 13

CAN - JPN

Referees: AZZI Sophia (FRA)
WILLIAMS Johnathan (USA)

Technical Commissioner: MORENO Christopher (USA)

CAN - Canada

Colours: black Top

No.	Name	Sport Class	Age	T	OF	DF	TO	ST	P	M	CAN Matches		
7	Byron GREEN	0.5	38	0.8			0.5	0.3		15:07	PR	GER	33 - 41
10	Trevor HIRSCHFIELD	1.0	38	12.8		0.8	2.5	3.5	0.8	25:35	PR	GBR	30 - 42
12	Patrice DAGENAIS	1.0	38	9.8		0.3	2.3	5.0	0.3	25:24	PR	SUI	37 - 15
13	Kristen CAMERON	0.5	37	0.3		0.3	0.3		0.3	9:43	PR	USA	45 - 28
15	Patrice SIMARD	1.5	43	7.3			0.8	1.5		22:13	PR	JPN	16 JUL
22	Melanie LABELLE	1.0	37	1.0			0.5	0.3		12:41			
41	Eric RODRIGUES	0.5	43	0.8			0.5	0.3		12:02			
43	Maxime DROLET-GAUTHIER	1.0	28	3.3			1.3	0.3		16:08			

Coach: WHITEHEAD Mike


JPN - Japan

Colours: red Top

No.	Name	Sport Class	Age	T	OF	DF	TO	ST	P	M	JPN Matches		
1	Hidefumi WAKAYAMA	1.0	37	7.0			0.8	2.0		15:31	PR	USA	50 - 14
2	Yuki HASEGAWA	0.5	29	0.3	0.3		1.0			21:47	PR	GER	35 - 30
3	Kae KURAHASHI	0.5	31				0.3			16:34	PR	SUI	36 - 16
9	Tomoaki IMAI	1.0	39	3.0	0.3	0.3	1.8	1.5	0.3	13:35	PR	GBR	27 - 46
15	Kotaro KISHI	0.5	50			0.3	0.3	0.3	0.3	12:00	PR	CAN	16 JUL
20	Takayuki NORIMATSU	1.5	35	8.3		0.3	2.5	1.3	0.3	16:34			
22	Seiya NORIMATSU	1.5	32	12.3	0.5	0.3	1.3	4.8	0.3	17:37			
23	Hitoshi OGAWA	1.0	28	6.3			1.8	0.8		17:18			

Coach: ORR Kevin (USA)

Legend:													
(C)	Captain	DF	Defensive fouls per game	M	Minutes per game	No.	Uniform number	OF	Offensive fouls per game				
P	Penalties per game	PR	Preliminary Round	ST	Steals per game	T	Tries per Game	TO	Turnovers per game				

Timing and Results provided by  TISSOT





Results

Match No: 13

CAN 33 - 38 JPN

Referees: AZZI Sophia (FRA)
WILLIAMS Johnathan (USA)

Technical Commissioner: MORENO Christopher (USA)

	P1	P2	P3	P4
CAN	7	7	9	10
JPN	11	12	8	7

CAN - Canada Colours: black Top

No.	Name	Min	Sport Class	Tries	OF	DF	TO	ST	FF	2FF =DQF	DQF	PT
7	Byron GREEN	4:32	0.5									
* 10	Trevor HIRSCHFIELD	30:23	1.0	10		1	2	3				1
* 12	Patrice DAGENAIS	36:37	1.0	14			7					
* 13	Kristen CAMERON	34:47	0.5			2						3
* 15	Patrice SIMARD	31:47	1.5	8		1	2	3				1
22	Melanie LABELLE	4:32	1.0				1					
41	Eric RODRIGUES		0.5									
43	Maxime DROLET-GAUTHIER		1.0	1								
TEAM TOTALS				33		4	12	6				5

Coach: WHITEHEAD Mike

JPN - Japan Colours: red Top


No.	Name	Min	Sport Class	Tries	OF	DF	TO	ST	FF	2FF =DQF	DQF	PT
1	Hidefumi WAKAYAMA	16:42	1.0	1			2					
* 2	Yuki HASEGAWA	28:02	0.5	1								
* 3	Kae KURAHASHI	26:22	0.5									
9	Tomoaki IMAI	9:07	1.0	1			1					
15	Kotaro KISHI	0:56	0.5									
* 20	Takayuki NORIMATSU	12:04	1.5	8			2	1				
* 22	Seiya NORIMATSU	31:34	1.5	23			2	5				
23	Hitoshi OGAWA	7:45	1.0	2		1	1					1
TEAM TOTALS				38		1	8	6				1

Coach: ORR Kevin (USA)

Note:
Tries allocated in the 'Team' location are Penalty Tries

Legend:

* starting line up for P1	(C) Captain	DF Defensive Fouls	DQF Disqualifying Foul
FF Flagrant foul	Min Minutes	No. Uniform Number	OF Offensive fouls
Px Period	PT Penalties	ST Steals	TO Turnovers

Timing and Results provided by  TISSOT





Start List

Match No: 14

GBR - GER

Referees: BESCIAK Elzbieta Katarzyna (POL)
PLAXE Daniel (USA)

Technical Commissioner: RUST Martha (USA)

GBR - Great Britain

Colours: white Top

No.	Name	Sport Class	Age	T	OF	DF	TO	ST	P	M	GBR Matches		
3	Myles PEARSON	1.5	29	12.8	0.5		2.3	5.8		21:58	PR	SUI	51 - 17
6	Sam DICKINSON	0.5	30	0.8			0.3	0.3		11:43	PR	CAN	42 - 30
7	Kylie GRIMES	0.5	34	1.0				0.3		20:12	PR	USA	47 - 12
8	Nick CUMMINS	1.5	36	19.0			1.3	5.8		24:49	PR	JPN	46 - 27
9	David COWLING	1.0	46	6.3	0.3	0.3	0.8	2.8	0.3	15:16	PR	GER	16 JUL
12	Luke WILSON	1.0	36	1.3			0.3	0.3		8:57			
14	Daniel KELLETT	0.5	29	5.3		0.3	1.0	2.5	0.3	27:17			

Coach: TARR Rob

GER - Germany

Colours: black Top

No.	Name	Sport Class	Age	T	OF	DF	TO	ST	P	M	GER Matches		
6	Christian RIEDEL	0.5	51	3.5	0.3		1.8	0.5		26:48	PR	CAN	41 - 33
7	Britta KRIPKE	0.5	45	6.3	0.3		0.8	2.3		27:01	PR	JPN	30 - 35
11	Thomas SCHUWJE	1.5	38	15.8			2.8	5.8		24:58	PR	USA	59 - 15
13	Robert TEICHMANN	1.0	47	8.5		0.5	1.3	1.8	0.5	27:25	PR	SUI	41 - 23
21	Florian BONGARD	1.0	28	2.3			0.8	1.8		11:35	PR	GBR	16 JUL
25	Niklas BRASCHOSS	1.0	20	7.7			0.3	3.3		13:35			

Coach: Christian RIEDEL

Legend:									
(C)	Captain	DF	Defensive fouls per game	M	Minutes per game	No.	Uniform number	OF	Offensive fouls per game
P	Penalties per game	PR	Preliminary Round	ST	Steals per game	T	Tries per Game	TO	Turnovers per game

Timing and Results provided by  TISSOT



Results

Match No: 14

GBR 38 - 32 GER

Referees: BESCIAK Elzbieta Katarzyna (POL)
PLAXE Daniel (USA)

Technical Commissioner: RUST Martha (USA)

	P1	P2	P3	P4
GBR	7	8	11	12
GER	11	7	9	5

GBR - Great Britain

Colours: white Top

No.	Name	Min	Sport Class	Tries	OF	DF	TO	ST	FF	2FF =DQF	DQF	PT
*	3 Myles PEARSON	16:54	1.5	10			1	1				
	6 Sam DICKINSON	15:06	0.5	2								
*	7 Kylie GRIMES	16:54	0.5				1					
*	8 Nick CUMMINS	32:00	1.5	16				1				
	9 David COWLING	15:06	1.0	6		1	1	1				1
	12 Luke WILSON		1.0									
*	14 Daniel KELLETT	32:00	0.5	4		1	1	3				1
	TEAM TOTALS			38		2	4	6				2

Coach: TARR Rob

GER - Germany

Colours: black Top

No.	Name	Min	Sport Class	Tries	OF	DF	TO	ST	FF	2FF =DQF	DQF	PT
*	6 Christian RIEDEL	32:00	0.5	3	2			1				
*	7 Britta KRIPKE	32:00	0.5	6			1	2				
*	11 Thomas SCHUWJE	32:00	1.5	15			8	7				
*	13 Robert TEICHMANN	32:00	1.0	6			1					
	21 Florian BONGARD		1.0									
	25 Niklas BRASCHOSS		1.0									
	TEAM TOTALS			2	2		10	10				

Coach: Christian RIEDEL

Note:
Tries allocated in the 'Team' location are Penalty Tries

Legend:			
*	starting line up for P1	(C)	Captain
FF	Flagrant foul	Min	Minutes
Px	Period	PT	Penalties
DF	Defensive Fouls	No.	Uniform Number
ST	Steals	ST	Steals
DQF	Disqualifying Foul	OF	Offensive fouls
		TO	Turnovers

Timing and Results provided by 



Start List

Match No: 15

SUI - USA

Referees: BROADHEAD Cameron (CAN)
ZIELSKA Elwira (POL)

Technical Commissioner: MORENO Christopher (USA)

SUI - Switzerland

Colours: red Top

No.	Name	Sport Class	Age	T	OF	DF	TO	ST	P	M	SUI Matches		
1	Roger SUTER	1.0	54	2.0			1.3	0.3		8:38	PR	GBR	17 - 51
2	Christian HAHNEL	1.5	40	2.3	0.5	1.0	1.8	0.3	1.0	20:09	PR	JPN	16 - 36
3	Andreas BRANDLI	1.5	44	0.8	0.3		0.5			5:22	PR	CAN	15 - 37
5	Adrian MOSER	1.0	39	5.0	0.3	0.8	4.0	2.3	0.8	27:22	PR	GER	23 - 41
6	Peter ROOS	0.5	38	2.8	0.5	0.8	1.5		0.8	26:26	PR	USA	16 JUL
11	Yves LANGHARD	1.0	24	2.3	0.3	0.5	1.8	0.5	0.5	10:29			
12	Jonathan BALTENSPERGER	0.5	36	2.0			0.5			10:44			
22	Patrick GOSTELI	0.5	30	1.3		0.5	3.8	0.3	0.8	20:57			

Coach: WIELAND Roland

USA - United States of America

Colours: navy Top

No.	Name	Sport Class	Age	T	OF	DF	TO	ST	P	M	USA Matches		
2	Zachary BRADLEY	1.5	30	1.0	0.3		3.3	0.5		8:45	PR	JPN	14 - 50
3	Jeremy HANNAFORD	1.0	38	1.3	0.3		2.3	0.5		13:58	PR	GBR	12 - 47
5	Daniel ORTIZ	1.0	26	3.0			1.5	0.3		16:45	PR	GER	15 - 59
10	Mike DEYOUNG	0.5	40	1.0		1.0	3.0	0.3	1.0	17:28	PR	CAN	28 - 45
12	Sebastian BROUSSARD	0.5	23	0.3			1.8	0.5		14:41	PR	SUI	16 JUL
15	Ryan ENGELBY	1.5	41	4.8		0.5	2.3	1.8	0.5	15:04			
21	Joel RODRIGUEZ	1.0	32	5.0	0.8	0.5	5.0	1.8	0.8	17:31			
22	John MILSTEAD	0.5	45	1.0	0.3		3.5			19:44			

Coach: KEARLEY Steve

Legend:									
(C)	Captain	DF	Defensive fouls per game	M	Minutes per game	No.	Uniform number	OF	Offensive fouls per game
P	Penalties per game	PR	Preliminary Round	ST	Steals per game	T	Tries per Game	TO	Turnovers per game

Timing and Results provided by **TISSOT**





Results

Match No: 15

SUI 40 - 30 USA

Referees: BROADHEAD Cameron (CAN)
ZIELSKA Elwira (POL)

Technical Commissioner: MORENO Christopher (USA)

	P1	P2	P3	P4
SUI	10	10	12	8
USA	5	13	7	5

SUI - Switzerland

Colours: red Top

No.	Name	Min	Sport Class	Tries	OF	DF	TO	ST	FF	2FF =DQF	DQF	PT
1	Roger SUTER	3:49	1.0				1					
2	Christian HAHNEL	4:47	1.5	3								
*	3 Andreas BRANDLI	23:24	1.5	12		1	1	3				1
*	5 Adrian MOSER	22:28	1.0	11	1		3	5				
*	6 Peter ROOS	27:51	0.5	6	1	1		2				1
11	Yves LANGHARD	13:21	1.0	4	1		1	3				
12	Jonathan BALTENSPERGER	17:34	0.5	1								
*	22 Patrick GOSTELI	14:46	0.5	3	2							
TEAM TOTALS				40	5	3	6	13				3

Coach: WIELAND Roland

USA - United States of America

Colours: navy Top

No.	Name	Min	Sport Class	Tries	OF	DF	TO	ST	FF	2FF =DQF	DQF	PT
2	Zachary BRADLEY		1.5	2			1	1				
*	3 Jeremy HANNAFORD	2:12	1.0									
*	5 Daniel ORTIZ	6:12	1.0	4				1				
10	Mike DEYOUNG	25:59	0.5	1								
12	Sebastian BROUSSARD		0.5									
15	Ryan ENGELBY	27:29	1.5	12	2		4	3				
*	21 Joel RODRIGUEZ	26:37	1.0	4	1		5	3				
*	22 John MILSTEAD	25:50	0.5	5			2	2				
TEAM TOTALS				30	3		12	10				


Coach: KEARLEY Steve

Note:

Tries allocated in the 'Team' location are Penalty Tries

Legend:

*	starting line up for P1	(C)	Captain	DF	Defensive Fouls	DQF	Disqualifying Foul
FF	Flagrant foul	Min	Minutes	No.	Uniform Number	OF	Offensive fouls
Px	Period	PT	Penalties	ST	Steals	TO	Turnovers

Timing and Results provided by  TISSOT